


201




THE UNIVERSITY  
OF ILLINOIS

LIBRARY  
589.2  
Sals  
v. 24<sup>2</sup>


NATURAL  
HISTORY

100  
27/10









Digitized by the Internet Archive  
in 2010 with funding from  
University of Illinois Urbana-Champaign

SYLLOGE  
FUNGORUM

OMNIUM HUCUSQUE COGNITORUM

DIGESSIT

P. A. SACCARDO

---

VOL. XXIV

*Sectio II*

---

SUPPLEMENTUM UNIVERSALE

Pars X

Pyrenomycetæ p. p., Discomycetæ,  
Appendix (Addenda ad vol. XXIII-XXIV)

CURANTE

ALEX. TROTTER

(Collab. P. A. et DOM. SACCARDO, G. B. TRAVERSO, A. TROTTER)

---

Fol. 46 — Pretium it. lib. aureis 63

ABELLINI

Die 25 Aprilis MCMXXVIII 1928

Sumptibus Coheredum SACCARDO

TYPIS PERGOLA

Vendit extra Italiam R. Friedländer & Sohn, Berolini

*Omnia jura sunt servata*

Abellini, sumptibus Coheredum Saccardo (Typis Pergola).

Sals  
1.242

Fam. 5. Valsaceæ Tul.

Cl. v. HÖHNEL (Ber. d. deutsch. bot. Ges. 35., 1917, p. 631) ex peritheciomm fabrica novum systema **Diaporthearum** condidit, quod genera complura Dothi- deacearum, Sphaerelloidearum, Melanconidarum, Melogrammarum, Gnomoniarum etc. (sen Hypocreacearum, Valsacearum, etc.) amplectit. Perithecia (*Winterina* Sacc. ex- ceptum) omnino immersa, plerumque tenui-membranacea, pallida v. hyalina, raro crassa v. carbonacea. Periphyses plerumque nullæ v. indistinctæ. Ostiolo e de- presso longe rostellato. Stromate nullo v. præsentè, variabile, tunc parvo tunc co- pioso, distincte limitato v. non. Asci et sporidia variabilia.

I. Eu—Diaportheæ v. H., l. c.

Sporidia non allantoidea

I. Sporidia continua, hyalina, elongata

A. Fungi foliicoli

- a) Non stromatici centro rostrati . . . GNOMONIELLA Sacc.
- b) Clypeo stromatico præditi, non rostrati. SPHAEROGNOMONIA Potebn.
- c) Stromate immersis, rostrati . . . MAMIANIELLA v. H.

B. Fungi caulicoli v. ramicoli

- a) Stromate valsoideo . . . CRYPTOSPORELLA Sacc.
- b) Stromate entypeo, sæpe tantum lineari DIAPORTHIOPSIS Fabre
- c) Stromate tuberculiformi, immerso, parum emergenti . . . MAZZANTIA Mont.

II. Sporidia inaequaliter bilocularia, hyalina, e elongata fusioidea

A. Fungi foliicoli

- a) Stromate nullo
  - α) Perithecia et rostrum erecti . . . APIOGNOMONIA v. H.
  - β) Perithecia profunde immersa, rostrum lateraliter positum . . . PLAGIOSTOMELLA v. H.
- b) Perithecia stromate immersa
  - α) Rostrum breve; perithecia membra- nacea non carbonacea . . . HYOSPILA Fr.
  - β) Rostrum longe emergens; perithecia crassa, obscura subcarbonacea . . . MAMIANIA Ces. et De N.

B. Fungi ramicoli

Stromate valido, diatrypeoideo, emergente; pe- rithecia prismatico-cylindracea, parallele disposita . . . APIOPORTHE v. H.

665521

Pustulum 2022 sub 124410 cont

III. Sporidia aequaliter bi-raro quadrilocularia ;  
multiguttulata, elongato-fusoidea

A. Stromate v. clypeo destituti

a) Asci octospori

α) Perithecia superficialia, crassa, ru-  
vida, immersa, lignicola v. corticola WINTERINA Sacc.

β) Perithecia immersa

\* Perithecia astoma, umbilicato-cupulato-immersa, margine pallidiora GNOMONINA v. H.

\*\* Perithecia ostiolata rostrata

1. Perithecia erecta rostro centrali erecto praedita

. Sporidia bilocularia . . . GNOMONIA Ces. et De N.

.. Sporidia quadrilocularia . . . GNOMONIOPSIS Berlese

2. Perithecia profunde immersa, rostro profunde laterali . . .

PLAGIOSTOMA Fuck.

a) Asci multispori

α. Fungi foliicoli, sporidia bilocularia REHMIELLA Wint.

β. Fungi ramicoli, sporidia 1-2-locularia DITOPPELLA De Not.

B. Stromate carentes

a) Fungi foliicoli. Stromate monocarpidico, clypeo superiori et inferiori praedito; perithecia extus oxalato chalcico praedita .

CHALCOSPHAERIA v. H.

b) Fungi ramicoli, raro in foliis Coniferarum  
α. Sporidia bilocularia, 2-4 guttulata, plerumque parva

\* Stromate verruciformi, vivide e flavo rubro. Perithecia parallele disposita

ENDOTHIA Fr.

\*\* Stromate non vivide colorato, valsoideo v. euportheoideo, quandoque e subnullo v. tantum lineari .

DIAPORTHE Nitsch.

β. Sporidia quadrilocularia magna. Stromate valsoideo . . . . .

CALOSPORELLA Schr.

IV. Sporidia bilocularia, elongata, medio tenuiora bifusoidea

A. Stromate nullo; fungi plerumque foliicoli; perithecia profunde immersa rostro breve laterali praedita; sporidia mox et facile disarticulata . . . . .

PLEUROCERAS Riess.

B. Stromate praesenti; fungi ramicoli, sporidia distincte bifusoidea . . .

VIALAEA Sacc.

## V. Sporidia filiformia v. cylindracea, longa

- A. Stromate nullo; perithecia profunde immersa, rostro laterali; fungi follicoli; sporidia filiformia . . . . . OPHIOGNOMONIA Saec.
- B. Stromate monocarpidico, clauso; perithecia pallida; fungi follicoli; sporidia filiformia
- a) Contextu stromatico brunneo; perithecia rostrata . . . . . XYLOMA Fr.
- b) Contextu stromatico carbonaceo; perithecia non rostrata . . . . . CEUTHOCARPON Karst.
- C. Stromate polycarpidico, valsoideo; fungi ramicoli; sporidia cylindracea, recta v. incurvata . . . . . CRYPTOSPORA Tul.

II. **Valseae** v. H., l. c. p. 636 (non Auct.)

## Sporidia allantoidea

- A. Fructificatio secundaria phaeostilbacea; rostro longe prominenti
- a) Stromate entypelloideo . . . . . SCOPTRIA Nitsch.
- b) Stromate entypeoideo, saepe vix distincto; perithecia plerumque solitaria . . . . . PERONEUTYPA Berl.
- B. Fructificatio ut supra nulla
- a) Stromate plerumque valsoideo, parum evoluto, a cortice parum distincto; asci 4-8 spori . . . . . VALSA Fr. p. p.
- b) Stromate valsoideo, bene evoluto, stratu basali proprio praedito
- α. Asci 4-8 spori . . . . . LEUCOSTOMA Nitsch. v. H.
- β. Asci polyspori . . . . . VALSELLA Fuck.

---

Species typicae ad singula genera pertinentia, sec. v. Höhnelt:

- Apiognomonium veneta* (Saec., *Laestadia*) v. H.  
*Apioportha anomala* (Peck, *Diatrype*) v. H.  
*Calosporella platanoidea* (Pers., *Sphaeria*) v. H.  
*Ceuthocarpum populinum* (Pers., *Xyloma*) Karst.  
*Chalchosphaeria pustula* (Pers., *Sphaeria*) v. H.

- Cryptospora suffusa* (Fr., *Sphaeria*) Tul.  
*Cryptosporella hypoderma* (Fr., *Sphaeria*) Sacc.  
*Diaporthe Eres* Nitsch. etc.  
*Diaporthopsis nigrella* (Awld., *Leptosphaeria*) Fabre  
*Ditopella ditopa* (Fr., *Sphaeria*) v. H.  
*Eudothia radicalis* (Schw., *Sphaeria*) Fr.  
*Gnomonia vulgaris* Ces. et De Not. (*Sphaeria Gnomonia* Tode)  
*Gnomoniella tubaeformis* (Tode, *Sphaeria*) Sacc.  
*Gnomoniina alnea* (Fr., *Sphaeria*) v. H.  
*Gnomoniopsis Chamaemori* (Fr., *Sphaeria*) Berl.  
*Hypospila bifrons* (D.C., *Xyloma*) Fr.  
*Leucostoma Massariana* (De Not., *Valsa*) v. H.  
*Mamiania fimbriata* (Pers., *Sphaeria* Ces. et De Not.)  
*Mamianiella Coryli* (Batsch, *Sphaeria*) v. H.  
*Mazzantia Galii* (Fr., *Sphaeria*) Mont.  
*Ophiognomonia procumbens* (Fuck., *Linospora*) Berl.  
*Peronotypa corniculata* (Ehrh., *Sphaeria*) Berl.  
*Phoma Capreae* (D. C., *Sphaeria*) v. H.  
*Plagiostoma Euphorbiae* (Fuck.)  
*Plagiostomella petiolicola* (Fuck., *Plagiostoma*) v. H.  
*Pleuroceras Cryptoderis* (Lév., *Sphaeria*) v. H.  
*Rehmiella alpina* Wint.  
*Scoptria isariphora* Nitsch.  
*Sphaerognomonia carpineæ* (Fr., *Sphaeria*) Poteb.  
*Valsa ambiens* (Pers., *Sphaeria*) Fr.  
*Valsella Salicis* Fuck.  
*Vialaea insculpta* Sacc.  
*Winterina tuberculifera* (E. et Ev., *Winteria*) Sacc.

### Sect. 1. Allantosporæ

**CORONOPHORA** Fuck. — Syll. I p. 103, XIV p. 480, XVI p. 420.

1. **Coronophora moravica** Petrak, Fl. Boh. et Mor. exsicc., v. II., Ser. I 5622  
 Pilze n. 677, Ann. Mycol. XII, 1914, p. 476.— Peritheciis singularibus v. saepe aggregatis sub epidermide tumidula nidulantibus, globosis, nigris, ostiolo breviter conico pertusis, 300-400  $\mu$  diam.; ascis multisporis, anguste clavatis, apice rotundatis obtusis, 100-160  $\approx$  12-15 (pars sporifera 76-115  $\mu$ ) in pedicellum 24-45  $\mu$  longum paullatim attenuatis, medio crassissimis, valde caducis; sporidiis rectis v. saepe plus minusve curvatis, cylindræis utrinque rotundatis, minutissimis, 3.5  $\approx$  0.5-1, hyalinis; paraphysibus numerosis, filiformibus, ascis subaequilongis v. parum longioribus.

*Hab.* in ramis emortuis *P r u n i s p i n o s a e* (Rosaceae), prope

Welka non procul a Mähr.-Weisskireben, Moravia or.—*Cor. angustata* proxima sed peritheciis et ascis satis distincta.

**CALOSPHERIA** Tul. — Syll. I p. 95, IX p. 477, XI p. 272, XIV p. 479, XVI p. 419, XVII p. 561; XXII p. 352.

1. **Calosphaeria sulcata** Peteh, Ann. R. Bot. Gard. Peradeniya, v. VI, 5623  
P. III, 1917, p. 222. — Peritheciis circa 0,6 mm. diam., globosis, gregibus parvis basi corticis immersis; ostioliis ad 1-2 mm. long., 0,1 mm. diam., supra incrassatis et sulcis quatuor ornatis, convergentibus, emergentibus; ascis octosporis, infra attenuatis, 28-36  $\approx$  6-8, parte sporifera, 18-22  $\mu$ ; paraphysibus longissimis; sporis cylindraceis, curvis, viridi-hyalinis, 6-7  $\approx$  1,5.

*Hab.* in ramis emortuis *H e v e a e b r a s i l i e n s i s* (Euphorbiaceae), Peradeniya, Ceylon.

2. **Calosphaeria ulmicola** v. Höhnel, Ber. d. deutsch. bot. Ges., 35., 1917, 5624  
p. 252 (nom. nud.); Ann. Mycol. 16., 1918, p. 142. — Peritheciis carbonaceis, sphaeroideis, 300  $\mu$  circ. cr., parce gregariis, subperidermicis, rostro 320  $\approx$  70 terminatis, extus hyphis atro-brunneis 6-7  $\mu$  cr. tectis; ascis numerosis apice obtusis infra angustatis octosporis, sessilibus, fasciculatis, paraphysatis, 20-22  $\approx$  4-5,5; sporidiis distichis, allantoideis, hyalinis, 6  $\approx$  1,5.

*Hab.* in ramis emortuis *U l m i c a m p e s t r i s* (Ulmaceae), Presbaum, Austria — *Cal. ciliatulæ* (Fries) proxima.

3. **Calosphaeria pachydermata** Peteh, Ann. R. Bot. Gard. Peradeniya, 5625  
v. VI, P. III, 1917, p. 222. — Peritheciis ad 1 mm. diam. carbonaceis, pariete crasso ad 0,15 mm., cortice immersis, in greges ad 5 mm. diam. confluentibus, interdum distichis, ostioliis longis, cylindraceis, aequalibus, ad 2 mm. alt., 0,1 mm. diam., fasciculatim emergentibus, stipitibus sterilibus intermixtis; ascis clavatis, octosporis, infra attenuatis, 25  $\approx$  4-5; sporis subcylindraceis, curvis, viridi-hyalinis, 4-5  $\approx$  1,5-2.

*Hab.* truncum emortuum, Henaratgoda, Ceylon.

**EROSTELLA** (Sacc.) Trav.—Syll. I p. 101 ut subg., XXII p. 353.

1. **Erostella inconspicua** (Rehm) Sacc., *Calosphaeria inc.* Rehm, Aseomye. Philipp. V, Leaflets of Philipp. Botany, VI (1914) p. 2213.— 5626  
Peritheciis sub cortice immutato 5-10 in acervulos valsiformes collectis, globulosis, corticem elevantibus, dein plerumque rimose disruptentibus, ostiolo minimo vix conspicuo, nigris, glabris, 100  $\mu$  latis; ascis copiosissimis, sessilibus, clavatis, octosporis?, apara-

physatis, 20-25  $\approx$  9; sporidiis distichis, allantoideis, vix curvatis, hyalinis, 8-10  $\approx$  2.

*Hab.* in *Gigantochloa Scribneriana* (Graminaceae), Luzon, Prov. Laguna, Los Baños, ins. Philipp. (M. B. RAIMUNDO). — Difficillima species; stroma nullum adesse videtur.

**QUATERNARIA** Tul. — Syll. I p. 106, IX p. 459, XVI p. 422, XXII p. 353.

1. **Quaternaria moravica** Sacc. et Petr., Ann. Mycol. XII, 1914, p. 288. — 5627  
Peritheciis late effusis sed stromate subnullo exceptis, nunc solitariis nunc 2-4 confluentibus, majusculis, globosis, nigris, intus nitidis, 1 mm. diam., brevicollibus, tectis sed elevato-pustulatis, ostioliis erumpentibus, obtuse papillatis, atro-nitidulis, subintegris; ascis tereti-clavatis, apice obtusis, in stipitem filiformem productis, 180-200  $\approx$  12-14 (p. sp. circ. 100  $\mu$  longa), octosporis; sporidiis distichis, allantoideis, utrinque rotundatis, curvis, majusculis, 20-28  $\approx$  5-6, atro-olivaceis.

*Hab.* in ramis corticatis emortuis *Tiliae* (Tiliaceae), Weisskirchen, Moravia (F. PETRAK). — Pulchra species a congeneribus distincta.

**VALSA** Fr. — Syll. I p. 108, IX p. 449, XI p. 273, XIV p. 481, XVI p. 422, XVII p. 562, XXII p. 354.

1. **Valsa ambiens** (Pers.) Fr. — Syll. I p. 131. — Var. **Shepherdiae** Sacc., 5628  
Notae Mycol. XXII (R. Acc. Pad. 1917 p. 166). — A typo dignoscitur disco minori, atro, inaequali; ascis 28-30  $\approx$  11-12, octosporis; sporidiis allantoideis, 16-19  $\approx$  4-4,3, hyalinis.

*Hab.* in ramulis emortuis *Shepherdiae argenteae*, pr. Almont, — fm. **octospora** Sacc., Nuovo Giorn. bot. it. v. XXVII, 1920, p. 78. — *Hab.* in ramis morientibus *Populi tremuloidis*, Spokane, Washington, Amer. bor. (VERNON SIMMONS). — f. **alnicola** Peyronel, Bull. Soc. Bot. it. 1918, p. 19. — A typo differt sporidiis, in ascis octosporis, majoribus, nempe 22-28, interdum usque ad 30,  $\approx$  4,5-6; ascis octosporis tantum visis, 65-70-80  $\approx$  14-15. — *Hab.* in ramulis terminalibus *Alni viridis*, La Ruréo, Pedemontium, Italia bor., socio stato pyrenidico *Cytospora ambiens*. — f. **Elaeagni** Rehm, Ascum. exsicc. n. 2146; v. Höhnelt, Ann. Mycol. 16., 1918, p. 217. — Ascis 60-74  $\approx$  7-9, sporidiis plerumque 16  $\approx$  3,5. — *Hab.* in ramulis *Elaeagni argenteae*, Kulm, N. Dakota, Amer. bor. (I. F. BRECKLE).

2. **Valsa saccharina** Rehm, *Ascomyc. Exsicc. fasc. 51 n. 2025*; *Ann. Mycol. X*, 1912, p. 540.— *Euvalsa*.—Stromatibus cortici interiori haud mutatae innatis, primitus solitariis, cm. 2 mm. lat., dein longitudinaliter coacervatis, epidermidem in striis plus minusve perpendiculariter parallelis, 5 cm. long. perumpentibus ibique disculos atros seriatos denudantibus; peritheciis 10-15 orbiculariter monostiche congregatis, 0,15 mm. latis, atris, glabris, globosis, collis in disculum atrum, planum, c. 0,3 mm. lat. confluentibus ibique coalitis, papillulis minutissimis hemisphaericis prominentibus; ascis clavatis, 30-35  $\approx$  8-9, octosporis; sporis allantoides, hyalinis, 10-14  $\approx$  2,5-3, 2-3-stichis; paraphysibus filiformibus.
- Hab.* in *A cere saccharino* (Aceraceae), prope London Ont., Canada, Amer. bor. (DEARNESS).
3. **Valsa clavigera** Dearn. et Barth., *Mycologia*, 1917, p. 345.— *Euvalsa*. 5630 Stromatibus corticalibus, cum cortice secedentibus sed areas decoloratas non relinquentibus, dense gregariis v. subseriatis, pustulatis, hemisphaericis 0,7-1,5 mm.; peritheciis nigris, 5-15, plerumque 8-11 in quoque stromate, sub epidermide circinatis, globosis, 0,3-0,4 mm. diam., ostioliis clavatis, 0,5-0,7 mm. long. 180  $\mu$  cr., confertis et discum pallidum plerumque oblitterantibus; ascis e subgloboso fusoides 27-40  $\mu$  long.; sporidiis conglobatis, v. oblique distichis, allantoides, 9  $\approx$  2,5.
- Hab.* in ramis emortuis *Schizonoti discoloris* (Asclepiadaceae), Bremerton Wash., Amer. bor.— In *A cere macrophylo* (Aceraceae), ibidem, videtur hujus speciei forma paullo major.
4. **Valsa decorticans** (Fr.) Nke. — *Sacc. Syll. I* p. 123. — var. **circassica** 5631 Rehm, *Ascom. exsicc. fasc. 47, n. 1914*; *Ann. Mycol. IX*, 1911, p. 4.— Ascis longe angustaque pedunculatis 200  $\approx$  3, parte spor. 45  $\approx$  8, 4-8-sporis; sporidiis cylindraceis rectis v. curvulis, flavidulis, 9-14  $\approx$  2,5-3; paraphysibus longis, filiformibus.
- Hab.* in ramis *Carpini Betuli* (Betulaceae), Krasnaja Poliana, Circassiae merid., Caucasiae (SEREBRIANIKOW).
5. **Valsa Symphoricarpi** Rehm, *Ann. Mycol. IX*, 1911, p. 365.— *Euvalsa*. 5632 Stromata innata, lentiformiter peridermium elevantia, demum dirumpentia, in cortice interiore haud mutata, vix conspicua, linea nigra c. 2 mm. diam. circumscripta nidulantia; perithecia globulosa, 0,3 mm. diam. circinatum 8-12, monosticha, collis tenuissimis medio confluentibus et ostioliis in disculum parvulum coalitis, peridermium prorumpentibus, primitus vix conspicuis hemiglobosis,

dein cylindraceis, 0.3 mm. long.; asci fusiformes  $50 \times 8-10$ , octospori; sporae in medio asci 2.3-stichae, allantoideae, obtusae, subcurvatae, unicellulares, hyalinae,  $10-14 \times 3$ ; paraphyses nullae.

*Hab.* ad ramulos *Symphoricarpi occidentalis* (Caprifoliaceae), Kulm, N. Dakota, U. S. America (BRECKLE).— Ad typum *Valsae ambientis* pertinens, sed disculo vero carens.

6. **Valsa venustula** Sacc., Ann. Mycol. XII, 1914, p. 288. — Stroma- 5633  
tibus gregariis, subcutaneis, pustulatis, 1 mm. diam., depresso conoideis, intus subereo-purpureis, albis; peritheciis 8-14, globosis, atris,  $250 \mu$  diam., brevicollibus, ostiolis rotundatis atro-nitidis, in centro disci albi erumpentibus, contextu sinuoso-parenchymatico olivaceo-fusco; ascis cylindraceis sessilibus utrinque rotundatis, paraphysatis, octosporis,  $30-33 \times 6$ ; sporidiis distichis allantoideis  $9.5-12 \times 2.5-3.5$ , subhyalinis.

*Hab.* in ramis morientibus *Cornis sanguineae* (Cornaceae), M. Weisskirchen, Moravia (F. PETRAK). — Typus anceps; a veris *Leucostomis* defectu circuli nigri stromatici recedit, sed disco albo convenit. — Affinis *Valsae amphibolae* Sacc.

7. **Valsa minutula** Sacc., Ann. Mycol. XI, 1913, p. 313. — *Euvalsa.* 5634  
Stromatibus cortice innatis et leviter pustulatim elevantibus, exiguis, vix 1 mm. diam., ostiolis fasciculatim erumpentibus, fere capillaribus,  $100-200 \mu$  long., vix divergentibus; peritheciis globulosis,  $150-200 \mu$  diam.; ascis tereti-fusoideis, sessilibus,  $25-28 \times 4.5$ , octosporis; sporidiis allantoideis, distichis,  $6 \times 1.5$ , hyalinis.

*Hab.* in parte interiore corticis *Quercus* sp. (Cupuliferae), pr. Mino, Kawanye, Japonia (HARA). — Omnino ex stirpe *Valsae ceratophorae*, cuius videretur pusio.

8. **Valsa coenobitica** Ces. et De Not. — Sacc. Syll. Fung. I p. 109. 5635

*Hab.* in ramis morientibus *Quercus Roboris* (Cupuliferae), M. Weisskirchen, Moravia (F. PETRAK). — Est forma **parvula** Sacc., Ann. Mycol. XII, 1914, p. 288, stromatibus minoribus vix 1 mm. diam. Asci  $50-55 \times 5.5-6$ ; sporidia  $9-11 \times 2.5$ , hyalina.

9. **Valsa rhododendrophila** Rehm, Ann. Mycol. X, 1912, p. 389. — *Euvalsa.* 5636  
Stromatibus gregariis, 1-3 mm. diam., corticem immutatam protuberantibus; peritheciis 12 circulatim in cortice interiore monostiche innatis, globulosis, 0.3 mm. diam., in collum elongatis, dein stromatice conjunctis in disculo orbiculari, prorumpente, demum convexulo, albido, dein fuscidulo, epidermidis laciniis arete cincto, ostiolis subglobosis, atris, glabris, plus minusve conglutinatis interdum obtecto; asci et sporae desunt.

*Hab.* in ramulo *Rhododendri ferruginei* (Ericaceae), Warmatsgund-Alpe, Algoviae (ADE). — *V. ambientis* proxima, sed a *V. clypeata* C. et Peck in *Rhododendro vigenji* omnino diversa.

10. **Valsa Guayavae** P. Henn., Hedw. vol. 48 (1908) p. 109. — *Euvalsa.* — 5637

Stromatibus gregariis, sub epidermide nidulantibus; peritheciis paucis, globulosis, immersis, 180-200  $\mu$  diam., atris, ostioliis conoideis prominulis; ascis sessilibus, clavatis, obtusis, octosporis, 16-20  $\times$  3,5-4; sporidiis subdistichis, cylindraccis, obtusis, curvulis, hyalinis, 4-5  $\times$  0,6-0,8.

*Hab.* in cortice emortuo *Psidii Guayavae* (Myrtaceae), hort. bot. Goeldi, Parà, Brasilia. (BAKER).

11. **Valsa Auerswaldi** Nke. — Syll. I p. 138. — f. *ligustrina* Rehm, A- 5638

seom. Exsicc. 2172; v. Höhncl, Ann. Myc. 16., 1918, p. 224. — *Hab.* in ramulis *Ligustri vulgaris* (Oleaceae), loco ignoto.

12. **Valsa Phillyreae** Jaap, Ann. Mycol. 14., 1916, p. 18. — *Euvalsa.* — 5639

Stromatibus gregariis saepe confertis, ramulos late occupantibus e lata basi conoideis, emergentibus, 1-1,5 mm. lat.; peritheciis non numerosis, saepius tantum quinis, plus minus circulariter dispositis, lageniformibus, leviter compressis (in sectione ellipticis), ostioliis 200-300  $\mu$  long. fasciculatim emergentibus; contextu vivido-atro, parenchymatico; ascis clavatis, apice rotundatis, 35-45  $\times$  6-8, octosporis; sporidiis cylindraccis, curvulis, utrinque rotundatis guttulatisque, 10-13  $\times$  2-3, continuis, hyalinis, irregulariter distichis.

*Hab.* in ramis emortuis *Phillyreae latifoliae* (Oleaceae), in peninsula Lapad pr. Ragusa, Dalmatia.

13. **Valsa Ceanothi** Rehm, Ann. Mycol. IX, 1911, p. 365. — *Euvalsa.* — 5640

Stromatibus cortici innatis ab eaque subtectis, prorumpentibus, 0,5-0,8 mm. atris; peritheciis 2-5 globulosis, monostichis, 0,1-0,15 mm. diam., collis in papillulam convergentibus ibique papillis minutissimis prominentibus; ascis clavatis 40-45  $\times$  6, octosporis; sporis allantoides, hyalinis, 8  $\times$  2-2,2, distichis; paraphysibus nullis.

*Hab.* in ramulis *Ceanothi* (Rhamnaceae), Montes juxta Claremont, Los Angeles, California, U. S. America (BAKER).

14. **Valsa Mali** Miyabe et Yamada in M. Miura Agr. Exp. Sta. Bull. 5641

1915, t. IV, p. 17, cum tab. 1-5, Mycologia 1919 p. 149. — Nom. nud. in Takahashi et Okamoto, in Circular Hokkaidô Agric. Exp. Sta. 1918, n. 5, p. 39 fig. 18; Ideta, Handb. Plant Diseases. Japan, 1909, Ed. 4., p. 295, etc. — Hyphis septatis hyalinis v. pallide olivaceis, intercellularibus, 2-4  $\mu$  cr.; stromatibus corticalibus punctiformibus v. nodulosis magnitudine variabilibus (in culturis 1-3

mm. cr.), nigris; pyenidiis in centro stromatis profunde immersis, subphialaeformibus, ostiolo canaliculato prominenti, 80-200  $\mu$  cr., praeditis; conidiis circum efformantibus cylindraccis v. allautoideis, utrinque obtusis 7-10  $\times$  1-1,5, hyalinis, plasmate homogenco praeditis; peritheciis circa pyenidia circinnatim dispositis, phyalaeformibus, collo longo praeditis, nigris magnitudine variabilibus, 100-250  $\mu$  diam.; ascis numerosis, clavatis, saepe pedicellatis, 20-30  $\times$  5-8, hyalinis, octosporis, ap paraphysatis; sporis cylindraccis, curvulis, continuis, hyalinis, eguttulatis, 8  $\times$  1,5.

*Hab.* in ramis *Piri Mali* (Rosaceae), cui valde noxia et morbum « Furanbyô » dicto producens, Honshû et Hokkaidô boreali, Japonia.

15. **Valsa leucostoma** (Pers.) Fr. — Sacc., Syll. I p. 139. — Var. **Rosarum** 5642  
Sacc., Ann. Mycol. XI, 1913, p. 558. — A typo vix differt disco paullo minore, ascis sporidiisque quoque paullo minoribus; ascis 42-44  $\times$  6,5-7; sporidiis 11  $\times$  2,5, intus nubilosis, hyalinis. Simul adest *Cytospora*; sporulis 4-6  $\times$  1.

*Hab.* in ramis corticatis emortuis *Rosae caninae* (Rosaceae), Weisskirchen, Moraviae (PETRAK) — f. **cincta** Rolfs, Exper. Station Records 24., 1907, p. 450; Van der Byl, South Africa Journ. of Sc. 12., 1915, p. 546 — var. **rubescens** Rolfs, l. c. — *Hab.* in ramis exsiccatis *Pruni Cerasi* (Rosaceae), in America bor.

16. **Valsa japonica** Miyabe et Hemmi, Journ. Coll. of Agric. Imper. 5643  
Univ. Sapporo, v. VII, Pt. 4., p. 296, tab. VII-X (1916-1917), v. VIII (1918-1921). — *Eurvalsa*. — Stromatibus sparsis primum immersis dein cortice pustulatim erumpentibus, ostiolatis, contextu myceliali, 3-5 mm. long.; peritheciis immersis subglobosis longe colliculosis, arcte concentricè dispositis, 15-40 in quoque stromate, 350-580  $\mu$  diam.; ascis cylindraccis raro clavatis, subsessilibus v. breviter pedicellatis, 60-96  $\times$  8,8-16, hyalinis, octosporis, demum evanescentibus; sporis plerumque biseriatis, quandoque irregulariter dispositis, allautoideis et utrinque rotundatis, fere hyalinis, curvulis, 10-28  $\times$  7,2, plerumque 18-22  $\times$  4-4,8. — Status pyenicus (*Cytospora*?): stromatibus sparsis, corticem primum elevantibus dein erumpentibus, conoideis v. verruciformibus, 2,2 mm. circ. latis, pluriloculatis; sporulis hyalinis, cylindraccis, utrinque rotundatis, plerumque curvulis, 3,50-15,75  $\times$  1-2,63, plerumque 7-8,75  $\times$  1,4-1,75, udis circum rubescenti efformantibus, basidiis, hyalinis, simplicibus v. ramosis, 14-28  $\times$  1,75-2,1.

*Hab.* in ramis *Pruni yedoensis* (Rosaceae), quos valde

necat, pluribus locis Japoniae.

17. **Valsa uralensis** Naoumoff, Champ. Oural. I (1915) p. 23 t. I f. 9 a, 5644  
b.—*Eucalsa*.—Stromatibus sparsis, minimis, 1100  $\mu$  diam., cortice nidulantibus, dein prominentibus, ex 4-5 peritheciis 400  $\times$  270, elongatis circumstantibus compositis; disco minuto, fusco-griseo, subcirculari; ostiolis non emergentibus, nigris; ascis fusoides, pedicellatis, octosporis, 36-43  $\times$  7,3; sporidiis allantoideis, hyalinis, 8,7-10  $\times$  2-2,2.

*Hab.* in ramis emorientibus *Salicis nigricantis* (Salicaceae), Perm, Ural, Russia.

18. **Valsa Paulowniae** Miyabe et Hemmi, Botan. Mag. Tokyo, v. XXX, 5645  
n. 312, 4 fig. (1916).—*Eucalsa*. Stromatibus gregariis, cortice nidulantibus, dein erumpentibus, conico-verruciformibus, nigricantibus, subcoriaceis, intus virescenti-brunneis, 2,2,5 mm. diam., 1-2 mm. alt.; peritheciis immersis, subglobosis, dense concentricè dispositis, circ. 15 in quoque stromate, 150-300  $\mu$  diam., in ostiola nigra elongata extantia desinentibus; ascis tereti-clavatis subsessilibus aparaphysatis, 8-sporis, 32-52  $\times$  8-10, saepius 44  $\times$  8,5; sporidiis distichis, interdum inordinatis, allantoideis, utrinque rotundatis, hyalinis, 10-18  $\times$  2-4, saepius 14-16  $\times$  3,2. — Pycnidiiis: stromate innato-erumpente, irregulariter phialiformi, intus uniloculari, localis globoso-napiformibus, 1,5 mm. lato; sporulis allantoideis 4,3-5  $\times$  1,4 hyalinis in cirrum viridulum expulsis.

*Hab.* in ramis corticatis morientibus *Paulowniae tomentosa* (Scrophulariaceae), prov. Ibari, Ishikari, Mutsu, Japoniae.—Fungillus ut noxius habetur.

19. **Valsa Glandulosae** Cooke — Syll. I p. 112 — Sacc., Notae Myc. XXII 5646  
(Acc. Pad. 1917, p. 158).

*Hab.* in ramis corticatis crassioribus *Ailanti glandulosae* (Simarubaceae), Rigny-sur-Arroux, Gallia (FLAGEOLET).—Asci fusoides 22-24  $\times$  3,5-4; sporidia perfecte hyalina allantoidea, 2-guttulata, 4,7-6  $\times$  1,8. Profecto ex errore typ., cl. Cooke indicat ascos crassos 10  $\mu$  pro 4.

20. **Valsa Corchori** Syd. et Butl., Ann. Mycol. IX, 1911, p. 412. — *Eucalsa*.—Stromatibus aequè sparsis, minutis, ca. 1 mm. diam., in cortice nidulantibus; peritheciis 5-12 in quoque stromate, monostichis, minutis, angulato-globosis, collo brevi; ostiolis crassinseculis, cylindraceo-truncatis, atris, erumpentibus, longis, ca.  $\frac{1}{3}$  mm. long.; ascis clavatis, sessilibus, octosporis, p. sp., 15-20  $\times$  3,5-5; sporidiis allantoideis, hyalinis, 5-7  $\times$  1,5-2.

*Hab.* in ramis *Corchori* sp. (Tiliaceae), Poona, Indiae or. (H. M. CHIBBER).

21. **Valsa proximella** Naumoff, Champ. Oural. I (1915) p. 22 t. I f. 8 a. b. 5648  
*c.* — *Eurvalsa*. Stromatibus sparsis, cortice nidulantibus, erumpentibus 1300  $\mu$  diam., ex 4-6 peritheciis subsphaeroideis, 340  $\approx$  250 circumstantibus compositis; disco minuto circulari, griseo, ostiolis non extantibus, nigris; ascis clavatis v. fusoideis, truncatis, pedicellatis, octosporis, 66  $\approx$  9; sporidiis distichis 10  $\approx$  2, allantoideis, hyalinis.

*Hab.* in ramis emortuis *Tiliae cordatae* (Tiliaceae), Perm, Ural, Rossia. — *Valsae ambientis*, differt vero sporidiis minoribus, ascis pedicellatis etc.

**VALSELLA** Fuck. — Syll. I p. 158, IX p. 464, XI p. 275, XVII p. 567, XXII p. 358.

1. **Valsella Kirschsteiniana** Jaap, Verh. Bot. Ver. Prov. Brandenb. 57, 5649  
 (1915) p. 14. — Stromatibus gregariis, ramulos saepe per latas strias tegentibus, sed non confluentibus, corticem pustulatim inflantibus, 1-1,5 mm. latis, disco minuto, circulari, albo-griseo, ob ostiola nigro-punctulato; peritheciis globosis, 2-5 in quoque stromate, ostiolis confluentibus disco haud emergentibus; ascis longe clavatis, 40-50  $\approx$  5-6, polysporis; sporidiis cylindraceis, leniter curvulis, hyalinis, 3-7  $\approx$  1 guttula polari subindistincta praeditis.

*Hab.* in truncis et ramis exsiccatis *Salicis auritae* (Salicaceae), prope Triglitz in Prignitz, Germania. — Matricem cyaneoastram reddit.

**EUTYPELLA** (Nits.) Sacc. — Syll. I p. 145, IX p. 460, XI p. 274, XIV p. 484, XVI p. 423, XVII p. 564, XXII p. 356.

1. **Eutypella Anonae** Torrend, Broteria, ser. Bot. IX (1913) p. 171, 5650  
 fig. 5. — Pseudostromatibus erumpentibus, peridermio superne rupto cinetis, pulvinato-hemisphaericis, superne albicantibus, intus albo-pruinosis; peritheciis in quoque acervulo 4-7, globosis,  $\frac{1}{4}$  mm. diam., collis subnullis, ostiolis convexis vix prominulis; ascis cylindraceo-clavatis, longe pedicellatis, 70-100  $\approx$  6-8, p. sp. 30-40  $\mu$  longa; sporidiis inordinate distichis, allantoideis, dilute ochraceis, 8-10  $\approx$  3-4.

*Hab.* in ramis *Anonae Cherimoliae* (Anonaceae), Funchal, ins. Madera (BARRETO).

2. **Eutypella cerviculata** (Fr.) Sacc. — Syll. I p. 146. — f. **Carpini** Rehm. 5651

*Hab.* in *Carpino caroliniana* (Betulaceae), London Ont., Canada (DEARNESS).

3. **Eutypella kochiana** Rehm, Ann. Mycol. XI, 1913, p. 400. — Stroma 5652  
in ligni superficie effusum, nigrum, acervulos valsiformes cortici  
interiori immutato innatos, orbiculares, 1-2 mm. lat. ambiens. Pe-  
rithecia acervulatum collecta 5-6, globulosa, 0,15 mm. diam., ostiolis  
in disculum hemisphaericum nigrum collectis, prominentibus, demum  
cylindraceis, subsulcatis, 0,3 mm. longis. Ascii subclavati, longe sti-  
pitati, p. sporif. 20-25  $\times$  5, 8-spori. Sporae allantoideae, 5-6  $\times$  2, hya-  
linae. Stroma acervulorum primitus cortici innatum, dein in rimis  
corticis sensim prorumpens, demum acervulos plane denudatos, atros.
- Hab.* ad *Kochia* e spec. ramulos (Chenopodiaceae), Tiflis, hor-  
tus botanicus, Caucasia. (NEWODOWSKI). — *Eutypellae Sorbi* proxi-  
ma, sed magnitudine multo minor.

4. **Eutypella Cheirolphi** Maire, Bull. Soc. H. N. de l'Afr. du Nord, 5653  
1917, p. 166. — Stromate peridermate immerso, usque in superfi-  
ciem ligni vix atratam extenso, valseo, ex peridermate atrato im-  
primis constituto, saepius partim nigro-marginato partim inmar-  
ginato, erumpenti; parte stromatis erumpenti rugosa, ostiolis pa-  
rum prominulis, esulcatis praedita; peritheciis 1-8 stromate im-  
mersis, nigris, subcircinantibus, v. inordinatis, erectis, 500-600  $\approx$   
300-400, ostiolo incluso obpiriformibus, ventre subgloboso v. ver-  
ticaliter ellipsoideo ostiolis externis obliquis; ascis aparaphysatis,  
8-sporis, clavatis, longe pedicellatis, 90-110  $\approx$  5-6 (pedicello 50-60  $\mu$   
longo incluso); sporidiis dilutissime brunneolis, subdistichis, allan-  
toideis, levibus, 7-9  $\approx$  2-2,5.

*Hab.* in caulis *Centaureae sempervirentis* (Com-  
positae), in Mauretania, Afr. bor. — Hic ad *Quaternariam*, hinc  
ad *Eut. orthosticham* et *E. Atropae* nutans.

5. **Eutypella praeandina** Speg., Mycet. Argent. VI, Anal. Mus. Nac. 5654  
Buenos Aires XXIII p. 48 (1912). — Acervulis sparsis valsiformi-  
bus, hemisphaerico-subconoideis, 1-2 mm. diam., primo tectis dein,  
cortice secesso, nudatis atque ligno infuscato basi insculptis; peri-  
theciis stromate monostiche immersis, paucis, subcarbonaceis, atris,  
muco subchlorino faretis, ostiolis fasciculatis, ad apicem obtusum  
scrupulosum usque connatis; ascis numerosis, fusoides, utrinque va-  
lido attenuatis, antice rostratis, p. sp. 30  $\approx$  3-4, basi in pedicellum gra-  
cilem 30-40  $\approx$  1-1,5 productis, aparaphysatis; sporidiis distichis, cy-  
lindraceo-allantoideis, leniter curvatis, utrinque minute guttulatis,  
hyalinis, 6  $\approx$  1,5.

*Hab.* in ramis emortuis *Chuniraguacerinaceae* (Compositae), in collinis circa Potrerillos prope Mendoza, Argentina.

6. **Eutypella Androssowii** Rehm, Ann. Mycol. IX, 1911, p. 370. — Stromatibus ramulum ambientibus, in cortice intus dilute fusce denigrata disperse imatis, lentiformibus, applanatis, extus nigris, intus nigricantibus, modo disculo atro, in medio stromatis 0,3-0,5 mm. lato, ostiolis congregatis formato prominentibus, demum cortice albescente circumscissa liberis, sed peridermio albido circa disculum arcte adhaerente tectis, orbicularibus, corneis, 0,5-2 mm. diam.; peritheciis monostiche imatis, c. 12, globulosis, collis filiformibus versus disculum convergentibus ibique ostiolis ovato-globosis, vix sulcatis, interdum 0,2-0,4 mm. elongatis prominentibus; ascis fusiformibus, in stipitem tenuem elongatis, p. sporif. 20-25  $\approx$  5, octosporis; sporis allantoideis, subenrvatis, hyalinis, 5-7  $\approx$  1,5; paraphysibus sparsis, longis, 2-5  $\mu$  lat.

*Hab.* in ramis *Elaeagni angustifoliae* (Elaeagnaceae), Bolschie Barsuki prope Tschelnae Prov. Turgaj, Turkestan (ANDROSSOW). — Fungus valde eximius ad typum *Eut. stellulatae* pertinens, plane diversus ab *Eutypella tetraspora* Berl.

7. **Eutypella Heveae** H. S. Yates, The Philipp. Journ. of Sc., Bot., 13., 1918, p. 378. — Stromatibus sparsis, ramos aequaliter densiusculeque obtegentibus, 0,5-0,75 mm. diam., per corticem erumpentibus; ostiolis per peridermium arcte adhaerens erumpentibus, nigris; peritheciis in quoque acervulo 4-8, globulosis, 300-350  $\mu$  diam.; collis elongatis (200-250  $\mu$  longis); ostiolis crassis, plerumque 4-sulcatis; ascis oblongo-clavatis, longe pedicellatis, parte sporifera 30-35  $\mu$  longis, 5  $\mu$  latis, octosporis; sporidiis distichis vel congestis, allantoideis, leviter curvulis, lutescensibus, 7-8  $\approx$  2-2,5.

*Hab.* in ramis emortuis *Heveae brasiliensis* (Euphorbiaceae), Isabela, Brasilan, Ins. Philipp. (YATES).

8. **Eutypella Malloti** Rehm, Ascom. Philippin. VIII, in Leaflet. of Philipp. Bot. VIII, 1916, p. 2955. — Stroma crustaceum nigrum, sub cortice serpens circa peritheciolorum acervulos elevatum; acervuli gregarii tumiduli, 1-2 mm. lati, corticem immutatam protuberantia et prorumpentes; perithecia in quoque acervulo 5-10, globulosa 0,4 mm. lata, collis convergentibus praedita, ostiolis hemisphaericis obtusis distincte tenuiter striatis. Sporae allantoideae curvulae, pallide melleae, 5-8  $\approx$  2 in ascis clavatis, tenuiter stipitatis 40  $\approx$  5-6, 8-sporis; paraphyses nullae.

*Hab.* *Mallotum philippinense* (Euphorbiaceae), Los

Baños, Ins. Philipp. (C. F. BAKER). — *Eut. plagiae* (B. et C.) Berl. proxima.

9. **Eutypella lineolata** Rehm, Ascom. Philippin. VIII. in Leatl., of Philipp. Bot. VIII, 1916, p. 2955. — Stroma effusum, corticale epidermide tectum a strata superiore corticis mutato formatum, linea nigra per lignum excurrente notatum, circa acervulos perithecorum vix elevatum nigrum. Acervuli gregarii longitudinaliter et parallele seriati per epidermidem vix elevatum prorumpentia, 0,5-1 mm. longi; perithecia 10 monostiche aggregata, globulosa 0,4 mm. lata, collis fasciculatim erumpentibus, cylindræis, teretibus, 0,5 mm. longis, ostioli integris; asci ovoidei, sessiles, 10  $\approx$  5, 8-spори; sporae allantoideae, 4-5  $\approx$  1,5, hyalinae.

*Hab.* Mallo tum philippinensem (Euphorbiaceae), Los Baños, Ins. Philipp. (C. F. BAKER).

10. **Eutypella bambusina** Penz. et Sacc. — Syll. XIV p. 486 — var. **sulphurea** Rehm, Ascom. Philipp. IV p. 1942 (1913); Rick, Exs. Anstro. Amer. n. 87. — Differt stromatibus 1 cm. long. intus sulphureo-flavidis.

*Hab.* ad culmos Bambusae blumeanae (Graminaceae), emortuos, Los Baños, Laguna in ins. Philippinis (C. F. BAKER).

11. **Eutypella leptocarpa** Sacc., Ann. Mycol. 13., 1915, p. 134. — Stromatibus gregariis, depresso-conoideis, 2-3 mm. diam. intus albido-furfuraceis; peritheciis numerosis saepius bi-stratosi, nigris, globulosis, minutis, collis plus minus longis in ostiola nigra vix emergentia, rotundata, rimulosa desinentibus; disco subplano; ascis clavatis in stipitem tenuatis, octosporis, p. sporif. 18-20  $\approx$  3,6-4, stipite 8-12  $\mu$  longo; pseudoparaphysibus praelongis, intus granulosis, paucis, sporidiis distichis allantoideis, curvulis, utrinque minute 1-guttulatis, 4,7-5  $\approx$  1-1,2, dilutissime chlorinis.

*Hab.* in cortice crassiore emortuo Juglandis regiaae (Juglandaceae), Rigny, Galliae (F. FLAGEOLET). — Subaffinis *E. Coryli*, *E. microspermae* et *E. microsporae* sed satis diversa, etiam matrix aliena.

12. **Eutypella Laburni** Allesch. — Sacc., Syll. Fung. IX p. 461. — Var. **Coluteae** Sacc., Ann. Mycol. XII, 1914, p. 298. — Stromatibus cortice nidulantibus et disco erumpentibus subhemisphaericis, basi ligno adnatis 3 mm. lat.; ostioli conoideis, nitidis obsolete rimosis; ascis 38-40  $\approx$  4-4,5, p. sporif. 18-20  $\mu$  longa; sporidiis allantoideis, dilutissime flavidis, 6-7,5  $\approx$  2.

*Hab.* in ramis corticatis emortuis Coluteae arboreae

scentis (Leguminosae), London Ont., Amer. bor. (J. DEARNESS).

13. **Eutypella Gliricidiae** Rehm, Ascomyc. Philipp. I, in Philipp. Journ. 566

of Sci. VIII (1913) p. 189. — Stromate peridermio tecto. in cortice interiore effuso, nigro, circa perithecia elevato eaque ambiente; peritheciis in acervulis convexulis valsoideo-aggregatis, 8-12 orbiculatim monostichis, globulosis, 300  $\mu$  diam., collis longis convergentibus praeditis, papillulis cylindraceis, integris, 0,5-1 mm. longis fasciculatim conjunctis per peridermium laciniatim fissum adhaerensque prorumpentibus; ascis clavatis, brevissime pedicellatis, aparaphysatis, octosporis, 25-30  $\times$  5; sporidiis allantoideis, dilute flavidulis, 5-6  $\times$  1,5.

*Hab.* in ramulo emortuo *Gliricidiae sepium* (Leguminosae), Luzon, Prov. Laguna, Los Baños, ins. Philipp. (C. F. BAKER). Ostiolis dense fasciculatis et ascis sessilibus a caeteris speciebus omnino diversa, *E. collaritatae* (C. et E.) Berl. tantum proxima.

14. **Eutypella Leucaenae** Rehm, Ascomyc. Philipp. VI, Leaflets of Phi- 566

lipp. Botany, VI (1914) p. 2266. — Stromate ramos corticatos late ambiente, imprimis circa acervulos erumpentes peritheciolorum, tumidos, 1 mm. latos, creberrimos, atros, peridermio arete cinctos conspicuo; peritheciis plerumque 5 monostiche aggregatis, 200  $\mu$  latis, nigris, globulosis, in collum breviusculum elongatis; ostiolis minutis, globulosis, non sulcatis, levibus; ascis clavatis, 40  $\times$  5, p. sp. 20  $\mu$  longa, aparaphysatis; sporidiis allantoideis, chlorinis, 5-8  $\times$  2.

*Hab.* in *Leucaena glauca* emortua (Leguminosae), Los Baños, ins. Philipp. (C. F. BAKER).

15. **Eutypella Bakerii** Syd., Ann. Mycol. 14., 1916, p. 361. — Stromate 566

parco tenui circa acervulos tantum evoluto; acervulis gregariis verruciformibus, peridermio rupto arete cinctis, rotundatis, 1 mm. diam.; peritheciis 4-10 in quoque acervulo, dense stipitatis, globulosis vel e mutua pressione angulatis, 1-2-stichis, in collum longiusculum productis, ostiolis parum exsertis, obtusis, subtilissime 4-sulcatis; ascis clavatis longe stipitatis, p. sp. 32-38  $\times$  4-6, octosporis; sporidiis allantoideis fuscidulis, 8-9  $\times$  2-2,5.

*Hab.* in ramis *Pithecolobii* sp. (Leguminosae), M. Maquilang, ins. Philipp. (C. F. BAKER).

16. **Eutypella Wistariae** H. et P. Sydow, Ann. Mycol. XI, 1913, p. 259. — 566

Stromatibus sparsis, saepe etiam ramos aequaliter densiusculeque obtegentibus, subsphaeroideis 1-2 mm. diam., ligno adnatis et cortice tectis, ostiolis crassis, per peridermium arete adhaerens erumpen-

tibus, nigris; peritheciis in quoque acervulo copiosis (8-15), dense stipatis, globulosis, collis pro situ plus minusve elongatis; ostioliis crassis, 3-4-sulcatis; ascis oblongo-clavatis, longe pedicellatis, p. sp. 30-40  $\approx$  4-6,5, octosporis; sporidiis distichis, allantoideis, leniter curvulis, hyalinis v. dilute lutescentibus, 7-11  $\approx$  2-3.

*Hab.* in ramis emortuis *Wistariae chinensis* (Leguminosae), Kawanye-mura prov. Mino, Japoniae (K. HARA).

17. **Eutypella tifiensis** Rehm, Ascum exsicc. fasc. 55 n. 2110, Ann. 5666

Mycol. XII, 1914, p. 171.—Stromate effuso, epidermide tecto, circa perithecia acervulatum collecta nigro elevato; acervulis gregariis, conoideo-tumidulis, a cortice marginatis, 1,5-2 mm. diam.; peritheciis congregatis 10-12, globoso-ovoideis, circa 0,2 mm. lat. 1-2-stichis, in collum brevem elongatis, ostioliis cylindraceo-clavatis, plus minusve longis, non sulcatis, atris; ascis clavatis, p. spor. 25-30  $\approx$  5, octosporis; sporis allantoideis, dilute luteolis, 7-9  $\approx$  2; paraphysibus nullis.

*Hab.* ad truncum emortuum *Magnoliae grandiflorae* (Magnoliaceae), Prov. Kutais Ossurgetia, Caucasus (NEWODOWSKI).—Ab *Eut. monticulosa* characteribus peritheciolorum diversa.

18. **Eutypella Macluræ** (C. et E.) Ellis, N. Am. Pyr. p. 496. Cfr. Berlese 5667

Icon. f. III p. 54 tab. 64 f. 1. — var. **elongata** Rehm, Ann. Mycol. XI, 1913, p. 400. — Ostioliis demum cylindraceis, scabriusculis, 1 mm. longis.

*Hab.* ad *Macluram* (Moraceae), Batum, Caucasus (NEWODOWSKI): Exs. Ellis et Ev. N. Am. Pyr. 873. — (Modo sporis minoribus 4-5  $\approx$  1 differt ab descriptione et Exs.).

19. **Eutypella Paliuri** Sydow, Ann. Mycol. 17., 1919, p. 141.—Stromata 5668

plus minus regulariter ramos longe lateque ambientia, fere semper aequaliter densiusculeque dispersa, minuta,  $\frac{1}{2}$  mm. diam., valsoidea, per peridermium plerumque arte adhaerens perforatum parum erumpentia, nigricantia, subinde sed raro confluentia; perithecia in quoque stromate circiter 4-8, minuta; ostiola breviter vel plus minus elongata, subinde rostellata 0,5-0,75 mm. longe emergentia, indistincte sulcata; asci paraphysati, cylindracei, longe pedicellati, p. sp. 30-45  $\approx$  4-5, octospori; sporae distichae, allantoideae, fuscidulae, 8-10  $\approx$  2.

*Hab.* in ramis *Paliuri ramosissimi* (Rhamnaceae), Panglen, prov. Kwangsi, Sinarum (O. A. REINKING).

20. **Eutypella Zizyphi** Syd. et Butl., Ann. Mycol. IX, 1911, p. 413.— 5669

Stromatibus orbicularibus, ca. 1 mm. diam., cortice immersis, epi-

dermidem leniter elevantibus, peritheciis 4-10 in quoque stromate, dense aggregatis, ovato-globosis, ca.  $\frac{1}{4}$  mm. diam.; ostioliis fasciculatim erumpentibus, breve cylindraceo-conicis, 4-sulcatis; ascis p. sp. 34-42  $\approx$  5-8, octosporis, longe pedicellatis; sporidiis allantoidis, leniter curvulis, 9-11  $\approx$  2-2,5, hyalinis v. subhyalinis.

*Hab.* in ramis emortuis *Zizyphi jujubae* (Rhamnaceae), Pusa, Indiae or. (R. SEN).

21. **Eutypella Ruborum** H. et P. Sydow, Ann. Mycol. XI, 1913, p. 259.— 567  
Stromatibus sparsis v. subinde laxe aggregatis,  $\frac{3}{4}$ -1  $\frac{1}{4}$  mm. diam. et altis, per corticem erumpentibus et hemisphaerice prominentibus, tandem fere superficialibus, atris, partibus matricis leniter nigrificatis insidentibus, rugulosis; peritheciis in quoque acervulo plus minus numerosis, plerumque 5-12, omnino immersis, ostioliis brevissimis tantum plerumque 4-sulcatis prominentibus; ascis elongato-clavatis, longissime stipitatis, p. sp. 30-40  $\approx$  7-10, octosporis; sporidiis subdistichis v. congestis, allantoidis, curvulis, in cumulo flavo-brunneolis, singulis pallide lutescentibus, 10-14  $\approx$  3.

*Hab.* in ramis emortuis *Rubi* sp. (Rosaceae), Kawaue-mura prov. Mino, Japoniae (K. HARA).

22. **Eutypella canariensis** Speg., Anal. Mus. Nac. Buenos Aires, XXVI 567  
p. 121 (1914). — Stromatibus primo tectis dein nudis, ligno late nigrificato insidentibus, noduloso-aggregatis, atris, parvis, 0,5-1,5 mm. diam., per aetatem deciduis et matricem albo-foveolatam relinquentibus; peritheciis paucis, globulosis, 120-150  $\mu$  diam., tenuiter membranaceis, olivaceis, contextu minutissimo parum distincto, vix ostiolatis; ascis clavulatis, longe pedicellatis, facile diffluentibus, sporidiis allantoidis, utrinque obtuse rotundatis atque grosse 1-guttatis, chlorinis, 10  $\approx$  1,75.

*Hab.* in ramis emortuis subputrescentibus *Plocamae pendulae* (Rubiaceae), in collinis prope Puerto Luz, ins. Canar.

23. **Eutypella brunaudiana** Sacc. — Syll. I p. 151 — var. **Ribis aurei** Ch. 567  
E. Fairman, Mycologia 10., 1918, p. 240. — Pseudostromatibus sparsis v. gregariis basi discoideis v. angulosis innatis demum erumpentibus et epidermide rupta cinetis, 1-4 mm. diam. linea nigra imperfecte limitatis; peritheciis 4-20, globosis v. angulosis, parietibus crassis ceraceis, nitidis, 300-500  $\mu$  diam. nigris; ostiolo brevi obtuso crasso infra rugoso; ascis angustis clavatis longe pedicellatis octosporis, 75  $\approx$  6,75-10; sporidiis irregulariter distichis allantoidis hyalinis, 10-13,5  $\approx$  3-4, biguttulatis.

*Hab.* in ramis vetustis *Ribis aurei* (Saxifragaceae), Ute

Park Colfax C., 2200-2900 m. alt., Novo Mexico, Amer. bor. (P. C. STANDLEY).

24. **Eutypella andicola** Speg., Mycet. Argent. VI, Anal. Mus. Nac. Buenos Aires XXIII p. 47 (1912). — Acervulis valsoideis aterrimis, conoideis, 1-3 mm. diam., sparsis vel laxe gregariis, primo tectis dein, cortice secedente, nudatis et in ligno infuscato subsuperficialibus; peritheciis stromate extas intusque nigro inclusis, paucis (5-8), monostichis, subglobosis, 200-250  $\mu$  diam., atris, nucleo chlorino farctis, ostioliis fasciculato-conniventibus, apice acutiusculis non sulcatis; ascis copiosis, clavato-fusoideis, 20-30  $\times$  4-5, in pedicellum gracilem, 20-25  $\times$  1-2, productis, paraphysibus duplo longioribus, crassis, guttulatis obvallatis; sporidiis cylindraco-allantoideis, leniter arcuatis, 6-7  $\times$  1-1,5, primo hyalinis dein subchlorinis, utrinque minute guttulatis.

*Hab.* in ramis emortuis *Lycii chilensis* et *L. longiflori* (Solanaceae), circa Potrerillos prope Mendoza, Argentina.

25. **Eutypella staphylina** Rehm, Fungi caucas. novi, Monit. Jard. bot. Tiflis, XXV (1913) p. 12. — Stromatibus gregariis, ramulos ambientibus, sub cortice nidulantibus, in ligno late denigrato sessilibus, haud innatis, orbicularibus, convexulis, 1,5-2,5 mm. diam., atris, glabris; peritheciis globulosis, 5-6, rarius pluribus monostiche innatis, in collum elongatis, ostioliis papilliformibus conjunctis per corticem adhaerentem erumpentibus; ascis fusiformibus, in stipitem elongatis, 70-80  $\times$  8, octosporis; paraphysibus?; sporidiis allantoideis, flavidulis, continuis, 8-10  $\times$  2,5, in superiore asci parte 2-3-stichis.

*Hab.* in ramis *Staphyleae colchicae* (Staphyleaceae), Abchazia, fauces Petskir, in Caucaso (G. WORONOW).

26. **Eutypella theobromicola** Wakefield. Bull. Misc. Inf. Kew, 1918, p. 209, cum icon. — Stromatibus elongatis rima 5 mm. circ. longa erumpentibus, atris; peritheciis in quoque stromate dense aggregatis, 0,25 mm. diam., collis 6-sulcatis 0,5 mm. longis; ascis clavatis 22-25  $\times$  3,5-4, octosporis; sporidiis subdistichis, elongatis, curvulis pallide olivaceis, 6-7  $\times$  1-1,5.

*Hab.* in caulibus *Theobromae Cacao* (Sterculiaceae), Koeshea Gold Coast, Africa trop. (A. C. MILES).

27. **Eutypella Premnae** Rehm, Ascomyc. Philipp. V, Leaflets of Philipp. Botany, VI (1914) p. 2213. — Stromate ambiente, sub cortice immutato demum soluto late effuso, nigro, acervulos perithecorum ligno innatorum circ. 1 mm. latos ambiente et obtegente; acervulis

plurimis, gregariis: peritheciis in quoque acervulo 6-8, globosis, glabris, 200  $\mu$  diam., collis longis instructis, ostiolis cylindraceis fasciculatis, interdum solitariis, 0,5 mm. usque prominentibus; ascis clavatis, longe stipitatis, p. spor. 12-15  $\approx$  4, paraphysibus filiformibus, obvallatis; sporidiis allantoideis, valde curvatis, hyalinis, 4  $\approx$  2.

*Hab.* in *Premna vestita* (Verbenaceæ) emortua, Luzon, Prov. Laguna, Los Baños, ins. Philipp. (C. F. BAKER).

28. **Eutypella paraënsis** P. Henn., Hedw. vol. 48 (1908) p. 109. — Stromatibus sub cortice nidulantibus, dein erumpentibus, pulvinatis, atris; peritheciis immersis, 3-10, globulosis, ostiolis clavatis, atris-suleatis, prominulis; ascis stipitatis, clavato-fusoideis, obtusis, octosporis, p. sp. 25-30  $\approx$  4-5; sporidiis subdistichis, cylindraceis, obtusis, curvulis, fuseidulis, 7-10  $\approx$  2-2,5. 567

*Hab.* in ramis emortuis, hort. botan. Goeldi, Parà, Brasilia (BAKER).

**VALSEUTYPELLA** v. Hölmel. in Rehm, Ann. Mycol. 16., 1918, p. 224; 18., 1920, p. 72. — Stroma nodulosum, tenace, stratu corticali interno destituto, apice prominenti-dilatato; perithecia parallele disposita, paraphysibus genuinis destituta, pseudoparaphysibus tantum prædita; ascii in stratos multiplos dispositi, 4-8-spori; sporidia hyalina allantoidea; membrana perithecorum tenui. — Typ. generis:

1. **Valseutypella tristicha** (De Not.) v. Höhn., l. c. et Ber. d. deutsch. bot. Ges. 36., 1918, p. 311, *Diatrype tr.* De Not., Syll. I p. 199. 567

**EUTYPA** Tul. — Syll. I p. 145, IX p. 460, XI p. 274, XIV p. 484, XVI p. 423, XVII p. 564, XXII p. 359.

1. **Eutypa Capparidis** Rehm, Ascomyc. Philipp. V, Leaflets of Philipp. Botany, VI (1914) p. 2215. — Stromate primitus sub peridermio serpente, mox ex areis lineari-elongatis, parallele seriatis, ellipsoideis, interdum orbicularibus, demum late confluentibus, primitus epidermide tectis, dein erumpentibus formato, extus intusque atrato, 0,5-2,5 mm. longo, 5-7 mm. lato; peritheciis plerumque arcate seriatis, monostiche stromati innatis, ovoideis, 250-300  $\mu$  latis, collis brevissimis instructis, ostiolis incrassatis, interdum fasciculatis, cylindraceis, obtusis, sæpe 0,2 mm. prominentibus, non sulcatis; ascis clavatis, longe stipitatis, filiformi-paraphysatis, p. sp. 30  $\approx$  6; sporidiis allantoideis, stramineis, 8  $\approx$  2-2,5.

*Hab.* in ramulis emortuis *Capparidis* (Capparidaceæ), Luzon, Prov. Laguna, Los Baños, ins. Philipp. (M. B. RAIMUNDO).

2. **Eutypa praeandina** Speg., Mycet. Argent. VI, Anal. Mus. Nac. Buenos Aires XXIII p. 47 (1912). — Stromatibus ligno immutato immersis, late effusis, linea nigra limitatis, per corticis rimas erumpentibus, atris, carbonaceis; peritheciis omnino immersis, globosis, 150-200  $\mu$  diam., subseriatis, membranaceo-coriaceis, ostiolo parum distincto praeditis; ascis clavato fusoideis, 40  $\approx$  5, apice subtruncatis, non rostratis, basi in pedicellum subduplo longiorem, 60-80  $\approx$  1-1,5 productis, paraphysibus filiformibus paucis aequilongis comixtis; sporidiis distichis, allantoideis, eguttulatis, 10-12  $\approx$  1,5.

*Hab.* in ramis emortuis *Eupatorii saucechicoënsis* (Compositae), circa Potrerillos prope Mendoza, Argentina.

3. **Eutypa Alangii** Rehm, Aseomye. Philipp. V, Leaflets of Philipp. Botany, VI (1914) p. 2214. — Stromate sub epidermide serpente, cortici innato eumque pustulatim 3-10 mm. long. elevante dein rimose dilacerante, extus atro, denudato; peritheciis in plagulis elevatis 5-10 mono-vel distiche innatis, ovoideis, 250  $\mu$  latis, pruina alba obductis, collo longo instructis, ostiolis cylindraceis, rectis, obtusis, tonniter sulcatis, nigris, 0,3 mm. usque altis, plerumque fascienlatis; ascis fusiformibus, aparaphysatis, longe pedicellatis, p. sp. 25  $\approx$  8, octosporis; sporidiis allantoideis, flavidulis, 7-8  $\approx$  2.

*Hab.* in ramis emortuis *Alangii begoniaefolii* (Cornaceae), Luzón, Prov. Laguna, Los Baños, ins. Philipp. (M. B. RAIMUNDO).

4. **Eutypa lata** (Pers.) Tul. — Sacc. Syll. I p. 170 — var. **rimulosa** Sacc., Ann. Mycol. XII, 1914, p. 288. — Ostiolis obsolete rimosis; sporidiis 9,5-10  $\approx$  1,8-2.

*Hab.* in cortice *Corni maris* (Cornaceae), M. Weisskirchen, Moravia (F. PETRAK).

5. **Eutypa caulivora** Masee. — Syll. XXII p. 360, 1506 — Adde Masee, Kew Bull. 1910, p. 251 cum. 2 tab. — Stromate latissime effuso, innato dein superficiale e ligno nigrescente efformato, extus intusque nigro; peritheciis densissime stipatis, ovoideis, ostiolo breviusculo atro, stromatis superficiem vix attingente donatis; ascis cylindraceo-clavatis, parte sporif. subfusoidea, aparaphysatis, octosporis; sporidiis ellipsoideis, utrinque obtusatis, hyalinis, v. dilute chlorinis, 32-35  $\approx$  9-11.

*Hab.* in trunco decorticato *Hevea brasiliensis* (Euphorbiaceae), in horto botanico Singapore (H. N. RIDLEY). — Ob sporidiorum formam et magnitudinem certe non *Eutypae* species; an potius *Hypoxyli* species e sect. *Placoxyli*, immatura? An genus no-

vum, *Hyaloxylon* Sacc. vocandum?

6. **Eutypa polygramma** Bres., Hedw. 56 (1915) p. 306.—Stromatibus 568  
subcorticalibus, copiosis, linearibus, parallele dispositis, 3-25 cm.  
longis, circiter  $\frac{1}{2}$  mm. latis, primitus epidermide dilute fusca tectis,  
dein erumpentibus et epidermide cinctis; peritheciis confertis, obo-  
vatis vel oblongo-depressis, 250-340  $\mu$  latis, 400  $\mu$  circ. altis, extus  
intusque nigris, carbonaceis, ostioliis prominulis, subrotundatis, le-  
vibus; ascis cylindraceo-clavatis, pedicellatis, 40-45  $\times$  5-6, parte  
spor. 20-22  $\mu$ , pedicello 20  $\times$  2; sporidiis cylindraceo-curvulis, luride  
hyalinis, biguttulatis 6-7  $\times$  1,5-2.

*Hab.* ad culmum *Bambusa* (Graminaceae), Leyte, Palo, ins.  
Philipp. (A. D. ELMER).—*Obs.* Ab *Eutypa bambusina* Penz. et Sacc.  
differt stromatibus strictioribus, linearibus, hand lanceolatis et epi-  
dermide tantum leviter nigrificata et non zona lineari nigra nitida  
cinctis.

7. **Eutypa Gaduae** P. Henn, Hedw. vol. 48 (1908) p. 108. — Stroma- 568  
tibus sparsis vel gregariis, rotundatis vel striiformibus, cortice ri-  
moso erumpentibus, carbonaceo-atris, 2-9  $\times$  1 mm.; peritheciis glo-  
bulosis, ostioliis conicis; ascis subfusoides vel clavatis, breve pe-  
dicellatis, obtusis, octosporis, 25-30  $\times$  4-5; sporidiis botuliformibus,  
curvulis, fuscidulis, 7-10  $\times$  2-2,5.

*Hab.* in culmis *Gadua pallida* (Graminaceae), hort. bo-  
tan. Goeldi, Parà, Brasilia (BAKER).

8. **Eutypa lineolata** Rehm in Jaap., Ann. Mycol. 14., 1916, p. 17. — 568  
Stromatibus longitudinaliter et parallele seriatis, subaequalibus, 2-5  
mm. latis, 1-10 cm. longis, interdum subconfluentibus, intus et ex-  
tus nigris, acute marginatis, cortice amisso, ligno dealbato insertis,  
levibus; peritheciis confertis, globosis, monostichis, 200  $\mu$  diam., ver-  
tice elongato-conico emergente; ascis clavatis, longe stipitatis, 30  $\times$  4,  
octosporis, apapophysatis; sporidiis elongato-cylindraceis, curvulis,  
continuis, dilute flavidis, 5-9  $\times$  1-1,5.

*Hab.* in caulibus emortuis vetustis decorticatis *Phlomidis*  
*fruticosae* (Labiateae), in peninsula Lapad pr. Ragusa, Dalm.—  
*Eutypae scabrosae* et *Eut. phascolinae* subaffinis, sed distincta.

9. **Eutypa stenopora** (Cke.) Sacc.—Syll. IX p. 469 (an *E. atomospora*?) — 568  
fm. *Hibisci* Rehm. Ascomyc. Philipp. V, Leaflets of Philipp. Botany,  
VI (1914) p. 2215. — Absque diagnosi.

*Hab.* in *Hibisco Rosasinensi* emortuo (Malvaceae), Lu-  
zon, Prov. Laguna, Los Baños, ins. Philipp. (C. F. BAKER). — Cl.  
Rehm opinat species haec potius ad *Eutypellam* adscribenda.

10. ***Eutypa lagunensis*** Sydow, Ann. Mycol. 18., 1920, p. 99.—Stroma 5688  
effusum, nigrum, ligno decorticato insidens, tenue, ob ostiola cylindracea circiter 300  $\mu$  longe prominentia leniter asperatum; perithecia monosticha, aequaliter densiusculeque dispersa, semper solitaria, minutula, collo brevi; ostiola cylindracea, non vel vix sulcata; asci tenues, longe stipitati, p. sp. 30-40  $\approx$  2,5-4, octospori; sporae 1-2-stichae, allantoideae, pallidissime hyalino-fuscululae, 5,5-7,5  $\approx$  1,5-2.

*Hab.* ad truncos decorticos *Manihot utilisima* e (Malvaceae), Mt. Maquiling, pr. Laguna, Ins. Philippin. (F. NAVERO).

11. ***Eutypa inconspicua*** Rehm, Ascomyc. Philipp. VI, Leaflets of Philipp. Botany, VI (1914) p. 2265. — Stromate ex areis minutis, lineari-elongatis, longe ellipsoideis, parallele seriatis, ligno innatis eoque striiformiter obtectis, 2-3 mm. longis, vix 1 mm. latis formato, atro; peritheciis stromate innatis, monostichis, globulosis, 150  $\mu$  latis, ostiolo hemisphaerico levi; ascis clavatis, 50  $\approx$  5, p. sp. 30  $\mu$  longa, paraphysatis, octosporis; sporidiis allantoideis, chlorino-violascentibus, 7  $\approx$  2,5. 5689

*Hab.* in *Streblaspero* (Moraceae), emortuo, Los Baños, ins. Philipp. (M. B. RAIMUNDO). — Quoad formam persimilis *E. phaeocolinae* (Mont.) Sacc., ceterum plane aliena.

12. ***Eutypa Euterpes*** P. Henn., Hedw. vol. 48 (1908) p. 108. — Stromatibus gregariis, rotundatis vel striiformibus, tectis dein cortice rimoso erumpentibus, atris, usque ad 1 cm. longis, 2 mm. latis; peritheciis immersis, subglobosis, ostiolis elongatis, ad apicem incrassatis, rotundatis, sulcatis, ca. 200  $\approx$  40-80; ascis fusoido-clavatis, subsessilibus, octosporis, 30-40  $\approx$  4-5; sporidiis subdistichis, botuliformibus, curvulis, hyalino-fuscululis, 6-8  $\approx$  2-2,5. 5690

*Hab.* in vaginis emortuis *Euterpes oleraceae* (Palmae), hort. botan. Goeldi, Pará, Brasilia (BAKER).

13. ***Eutypa falcata*** H. et P. Syd., Ann. Mycol. X, 1912, p. 406.—Stromatibus primo peridermio tectis, dein in ligno decorticato superficialibus, irregulariter effusis, crustaceis, usque 2 cm. (v. ultra?) longis, circ.  $\frac{1}{3}$  mm. altis, cinnamomeo-brunneis v. obscure brunneis; peritheciis in stromate aequaliter sparsis, monostichis, circ. 200  $\mu$  diam., ostiolis parum prominulis hemisphaericis integris praeditis; ascis cylindraceo-clavatis, octosporis, longissime pedicellatis, p. sp. 20-25  $\approx$  3,5-4,5; sporidiis allantoideis, valide falcato-curvatis, hyalinis, 5-8  $\approx$  1,5. 5691

*Hab.* in ramis *Camelliae japonicae* (Theaceae), prov.

Mino, Kawauye-mura, Japonia (K. HARA).

14. **Eutypa megalosoma** Rehm, Ascomyc. Philipp. VI, Leaflets of Philipp. Botany, VI (1914) p. 2264. — Stromate nigro in cortice interiore late effuso, plagulas raro eutypeoideas, mox 1-10 cm. longas, 5 mm. latas, plerumque ellipsoideas, 1-5 mm. altas, ab epidermide demum multoties disrupta tectas et obtuse marginatas efformante, intus hinc inde albescente; peritheciis monostiche innatis et constipatis, globulosis, 300  $\mu$  diam., in collum elongatis, ostioliis plerumque discoideo-aggregatis, subconoideis, tenuiter sulcatis, prominentibus ornatis; ascis fusioideis, longe pedicellatis, p. sp. 20-25  $\approx$  8, octosporis, aparaphysatis; sporidiis allantoides, dilute chlorinis, 7-9  $\approx$  2,5.

*Hab.* in ramo emortuo delapso, Los Baños, ins. Philipp. (E. SABLON) et Mt. Maquiling prope Los Baños, Ins. Philipp. (M. B. RAIMUNDO). — Arcete accedit ad *E. ludibundam* Sacc.; differt imprimis stromate latas plagas formante et sporidiis minoribus.

15. **Eutypa macropunctata** Rehm, Ascomyc. Philipp. IV, Leaflets of Philipp. Botany, VI (1913) p. 1941. — Stromate per corticem extus et subtus usque ad 4 cm. long. et 2 cm. lat. atratum in lignum linea atra profunde decurrente; peritheciis in cortice interiore hand decoloratum creberrimis, innatis, globulosis, 0,5 mm. latis, collo longo instructis, ostioliis cylindræis, 0,3  $\mu$  altis, non sulcatis prominentibus; ascis clavulatis, longe stipitatis, octosporis, parte sporifera 15  $\approx$  4; paraphysibus?; sporidiis distichis, oblongis, vix curvatis, biguttulatis, hyalinis, 2-3  $\approx$  1-1,5.

*Hab.* ad ramos emortuos deciduos, Luzon Prov. Laguna, Mt. Maquiling, ins. Philipp. (M. B. RAIMUNDO).

16. **Eutypa gigaspora** Masee, Bull. Bot. Garden Kew, 1912, p. 190. — Stromate latissime effuso, innato, dein superficiale, scabro, extus intusque atro; peritheciis majusculis, ostiolo papillato praeditis; ascis cylindræis, brevissime pedicellatis, 200  $\approx$  12, octosporis; sporidiis oblique monostichis, elongato-ellipsoideis, rectis vel plus minusve curvulis, hyalinis, 30-32  $\approx$  8-9.

*Hab.* in ligno emortuo, in ins. Trinidad (CARACCILO).

**PERONEUTYPA** Berl. — Syll. XVII p. 569, XXII p. 362.

1. **Peroneutypa heteracanthoides** Sacc., Notae Mycol. XXIV p. 9 (Bull. Orto bot. Napoli, 1918). — Peritheciis corticolis late et densiuscule gregariis, globosis, nigris, stromate connectente pallide nigricante fere obsoleto, exiguis, vix 300  $\mu$  diam., ostioliis solitarie v. fasci-

culatim erumpentibus, conico-cylindraceis, levibus, peritheciis sesquiqu. duplo longioribus; ascis fusiformibus brevissime tenuato-stipitatis,  $16 \approx 3,5$  ap paraphysatis, octosporis; sporidiis perexiguis, subdistichis, allantoideis, fortiter curvis,  $3-4 \approx 1$ , utrinque minutissime 1-guttulatis, e hyalino dilutissime olivaceis.

*Hab.* in ramis emortuis corticatis *Heveae brasiliensis* (Euphorbiaceae), et *Cassiae* sp. (Leguminosae), cultarum, Singapore (BAKER). — Peraffinis *Peroneutypae heteracanthae* a qua imprimis peritheciis, ostioliis et sporidiis multo minoribus distinguitur.

2. **Peroneutypa discriminis** Rehm, Ascomyc. Philipp. VI, Leaflets of Philipp. Bot. VI (1914) p. 2267. — Stromate irregulariter maculatim effuso, primitus peridermio obtecto dein *Eutypae latuae* simillimo, plano, nigro-fusco, non verrucoso, vix 1 mm. crasso; peritheciis globulosis, monostiche arete congregatis,  $200 \mu$  latis, ligno atrato innatis, ostioliis cylindraceis, obtusis, erectis, carbonaceis, nigris, 1 mm. usque longis, parallelis; ascis clavatis, stipitatis, p. sp.  $12-14 \approx 4$ , ap paraphysatis; sporidiis allantoideis, chlorinis,  $5-6 \approx 1,5-2$ .

*Hab.* in *Macaranga tanarius* (Euphorbiaceae), emortuo, nec non in *Streblaspero* (Moraceae), Los Baños, ins. Philipp. (M. B. RAIMUNDO). — Ostioliis cylindraceis brevissimis a typo generis divergens.

3. **Peroneutypa cyphelioides** Rehm, Ascomyc. Philipp. VI, Leaflets of Philipp. Botany, VI, (1914) p. 2269. — Stromate corticale late effuso, subernstaceo, atro; acervulis peridermium protuberantibus eoque semper obtectis, saepe lineariter aggregatis, non prominentibus, suborbicularibus, 1-3 mm. latis; peritheciis usque ad 8 aggregatis, cortici innatis, monostichis, globosis,  $300 \mu$  latis in collos elongatos fasciculatos productis; ostioliis cylindraceis, basi albescentibus, apice dilatatis, scabriusculis, fusco-nigris, saepe divergentibus, 1-2 mm. longis; ascis clavatis, ap paraphysatis, p. sp.  $15 \approx 4-5$ ; sporidiis allantoideis, valde curvatis, chlorinis,  $4 \approx 1$ . Ad basim ostiolorum saepe hypharum fasciculi erecti, rigidi, filiformes, nigri, sessiles adsunt.

*Hab.* in ramo emortuo *Streblis asperis* (Moraceae), Los Baños, ins. Philipp. (M. B. RAIMUNDO) — fm. **lignicola** Rehm, loc. cit. — Differt peritheciis ligno atrato innatis, ostioliis rigidis apice non dilatatis, nigris, 3 mm. longis. *Hab.* eum typo.

4. **Peroneutypa Philippinarum** Rehm, Ascomyc. Philipp. VI, Leaflets of Philipp. Botany, VI (1914) p. 2268. — Stromate ambiente, late effuso, nigro, per corticem internam excurrente, peridermio immutato tecto

peritheciis plerumque solitariis, interdum 2-3 coacervatis, non acervulatum collectis, cortice innatis, monostichis, globosis, 200  $\mu$  latis, ostioliis cylindraceis, rigidis, carbonaceis, nigris, scabriusculis, 0,3-1 mm. longis, interdum fascieulatim erumpentibus instructis; ascis clavatis, stipitatis, p. sp. 15  $\approx$  4-5, aparaphysatis; sporidiis allantoideis, valde curvatis, hyalinis, 4  $\approx$  1,5.

*Hab.* in ramis emortuis *Streblia asperi* (Moraceae), Los Baños, ins. Philipp. (M. B. RAIMUNDO). — Var. *Gliricidiae* Rehm, loc. cit. — Peritheciis sub cortice tenui ligno innatis, plerumque solitariis. — *Hab.* in *Gliricidia sepium* (Leguminosae), emortua, Los Baños, Ins. Philipp. (M. B. RAIMUNDO). — Ad *Eutypellam Gliricidiae* Rehm transiens.

**PERONEUTYPELLA** Berl. — Syll. XVII p. 569, XXII p. 363.

1. *Peroneutypella japonica* H. et P. Sydow, Ann. Mycol. XI, 1913, p. 259. — Stromatibus sub peridermio nidulantibus, atris, sparsis, rotundatis v. oblongis, pulvinatis, carbonaceis, 1-3 mm. long., 1-2 mm. latis; peritheciis 2-3-stichis, globosis, numerosis in quoque acervulo (15-50 vel ultra), 0,15-0,2 mm. diam.; ostioliis cylindraceis, glabris, rectis, usque 1 mm. long.; ascis clavatis, p. sp. 20  $\approx$  4-4,5, octosporis; sporidiis allantoideis, hyalinis, 4-5  $\approx$  1; paraphysibus nullis.

*Hab.* in ramis *Rhois* sp. (Anacardiaceae), Kawanyemura pr. Mino, Japonia (K. HARA).

2. *Peroneutypella graphidioides* Sydow, Philipp. Journ. of Sc., v. 9., Sect. C., n. 2., 1914, p. 163. — Stromatibus sparsis vel aggregatis forma valde irregularibus, rotundatis vel elongatis, saepe etiam trigonis vel irregularibus confluentibus, Graphidis habitum subinde aemulantibus 0,75-2 mm. longis, confluyendo subinde usque 3 mm. longis, cortice exteriori immersis, peridermium elevatibus ab eoque arcte cinctis, atris, ostioliis fere solis erumpentibus; peritheciis in singulo stromate numerosis (15-60), globulosis vel e mutua pressione angulatis; ostioliis inter se liberis, cylindraceis, apice rotundatis, non sulcatis, 300-800  $\mu$  longis, 100-120  $\mu$  latis, ascis jam elapsis; sporidiis allantoideis vel subrectis, hyalinis, 3,5-4,5  $\mu$  longis, 1  $\mu$  latis.

*Hab.* in ligno emortuo *Terminaliae Catappae* (Combrétaceae), Palawan Taytay, Ins. Philipp. (MERRILL).

3. *Peroneutypella indica* Syd. et Butl., Ann. Mycol. IX, 1911, p. 414. — Stromate late effuso, peridermio tecto; peritheciis hinc inde 6-10

valsiformiter congregatis et tubercula rotundata v. irregularia 1-2 mm. diam., parum prominula efficientibus, mono distichis, globosis, basi ligno immersis,  $\frac{1}{2}$ - $\frac{3}{4}$  mm. diam.; ostiolis breviter cylindraceis, erumpentibus, 0,5-1 mm. long., apice rotundatis; ascis clavatis, p. sp. 15-30  $\times$  4-5,5, longe pedicellatis; sporidiis leniter curvulis, ex hyalino dilute fusciscentibus, 7-8,5  $\times$  2-2,5.

*Hab.* in ramis emortuis *Dalbergiae Sissoo* (Leguminosae), Pusa, Indiae or. (E. J. BUTLER). — *Per. ambientis* proxima sed habitu peritheciisque biseriatis diversa.

4. **Peroneutypella adelphica** Rehm, Ascomyc. Philipp. VI, Leaflets of Philipp. Botany, VI (1914) p. 2268. — Stromate corticale late effuso, peridermio tecto, plerumque circa perithecia acervulatum collecta elevato, atro; acervulis peridermium hemisphaerice protuberantibus eumque non superantibus, saepe ramulos ambientibus, 0,5-1 mm. diam.; peritheciis raro sparsis, plerumque 3-6 gregarie monostiche cortici innatis, globulosis, 200  $\mu$  diam., in collum elongatis; ostiolis cylindricis, tenerrimis, 0,5 mm. longis, demum divergentibus, per rimulam albidam peridermii prorumpentibus; ascis clavatis, p. sp. 15  $\times$  5, paraphysibus nullis immixtis; sporidiis allantoideis, hyalinis, 5-6  $\times$  1,5. 5702

*Hab.* in ramis emortuis *Streblia asperis* (Moraceae), Los Baños, ins. Philipp. (M. B. RAIMUNDO). — E typo *P. heteracanthae*.

5. **Peroneutypella Arecae** Sydow, Philipp. Journ. of Sc., v. 9., Sect. C. n. 2, 1914, p. 163. — Stromatibus plerumque dense gregariis, 0,5-1,25 mm. diam., e basi irregulariter orbiculari subpulvinatis, immersis, epidermidem pustuliformiter elevantibus et ejusdem laciniis arete cinctis, ostiolis fere solis erumpentibus, atris, carbonaceis; peritheciis in singulo stromate 5-20 (plerumque 8-10), 200-300  $\mu$  diam., collo pro situ plus minus longiore instructis; ostiolis inter se liberis cylindraceis, apice rotundatis, non sulcatis, 300-600  $\mu$  longis, rectis; ascis anguste clavatis, superne rotundatis, subsessilibus, p. sp. 10-20  $\mu$  longa, 4-6  $\mu$  lata, octosporis; sporidiis irregulariter distichis vel conglobatis, allantoideis, rectis vel leniter curvatis, hyalinis, 5-7  $\mu$  longis, 1  $\mu$  latis. 5703

*Hab.* in *Areca Catechu* (Palmae), Palawan Taytay, Ins. Philipp. (MERRILL). — *Peron. Cocoës* Syd. affinis, differt tantum sporidiis majoribus et matrice.

6. **Peroneutypella Cocoës** H. et P. Sydow, Ann. Mycol. IX, 1911, p. 145. — Stromatibus plus minus dense gregariis per matricis fibras erumpentibus et ejusdem laciniis cinctis, orbicularibus, applanato-

semiglobosis, atris, carbonaceis,  $\frac{3}{4}$ -1  $\frac{1}{4}$  mm. diam.; peritheciis dense stipatis, minutis, plurimis globosis; ostiolis plurimis cylindraceis, glabris, rectis, usque 0,5 mm. long.; ascis cylindraceo-clavatis, p. sp. 16-20  $\times$  3-4, octosporis; sporidiis allantoideis, rectis v. curvulis, continuis, hyalinis, 3,5-4  $\times$  1, distichis.

*Hab.* ad corticem *Cocoës nuceiferae* (Palmae), emortuum, Cabanacan, Negros, ins. Philippin. (E. D. MERRILL).

7. **Peroneutypella pusilla** Syd. in Syd. et Butl., Ann. Mycol. IX, 1911, 570 p. 414. — Stromate tenui sub peridermio longe lateque effuso, linea nigra plus minus manifesta limitato; peritheciis hinc inde 2-6 dense botryose v. stromatice aggregatis et tubercula minuta rotundata ca. 0,5 mm. diam., peridermio hand pustulatim elevato tecta aequaliter sparsa efformantibus, monostichis, basi ligno immersis, ovato-globosis, 200-300  $\mu$  diam., ostiolis tantum erumpentibus, breviter cylindraceis, atris, apice rotundatis, usque 0,5 mm. long.; ascis clavatis, p. sp. 14-20  $\times$  4-5, longe pedicellatis, sporidiis allantoideis subhyalinis, 4-5  $\times$  2-2,5.

*Hab.* in ramis emortuis corticatis *Citri* sp. (Rutaceae), Sagaing, Burma, Indiae or. (E. J. BUTLER).— *Per. aurantiicolae* Speg. proxima sed acervulis parvulis breviter ostiolatis diversa.

8. **Peroneutypella ambiens** Syd. in Syd. et Butl., Ann. Mycol. IX, 1911, 570 p. 414. — Stromatibus ramos longe lateque aequaliter tegentibus, dense dispositis, singulis minutis, 0,5-1 mm. diam., minute pustuliformibus, cortice exteriore tectis; peritheciis 2-8 in quoque stromate, monostichis, globosis, ca. 0,5- $\frac{2}{3}$  mm. diam.; ostiolis cylindraceis, 0,5- $\frac{3}{4}$  mm. longis, atris, rigidis, apice rotundato, 3-4-sulcatis; ascis cylindraceo-clavatis, longe pedicellatis, p. sp. 20-35  $\times$  4-6, octosporis facile diffluentibus; sporidiis plerumque distichis, allantoideis, ex hyalino fusciscentibus, 7,5-9  $\times$  2-2,5.

*Hab.* in ramis deciduis, Dehra Dun, Indiae or. (E. J. BUTLER).

**CRYPTOSPHERIA** Grev. — Syll. I p. 182, IX p. 470, XIV p. 486, XVI p. 426, XXII p. 365.

1. **Cryptosphaeria moravica** Petr. et Sacc., Ann. Mycol. XI, 1913, p. 558. — Peritheciis plus minus dense gregariis v. hinc inde congregatis, globosis, nigris, pruina alba nulla obductis, 0,5 mm. diam. ostiolo brevissimo, rotundo, erumpente integro; ascis tereti-clavatis, apice leviter tenuatis truncatis, 35-40  $\times$  6-7 (p. sp.) in pedicellum praelongum filiformem 55-60  $\times$  2-3 sensim tenuatis, aparaphysatis, octosporis; sporidiis distichis v. oblique monostichis, allantoideis,

curvatis, 9-11  $\approx$  2,5 dilute olivaceis.

*Hab.* in ramis morientibus *Pruni spinosae* (Rosaceae). Weisskirchen, Moraviae (F. PETRAK). — Affinis *Crypt. crepinianae* Sacc. et Roum. sed bene distincta.

2. **Cryptosphaeria philippinensis** Rehm, Ascomyc. Philipp. II, in Philipp. Journ. of Sci. VIII (1913) p. 258. — Stromate cortici innato, peridermio dilute cinereo distincte maculiformiter elato in plagulis irregulariter orbicularibus plus minusve longitudinaliter usque ad  $3 \times 1$  cm. undulatum confluentibus, demum a peridermio diffracto nigro-marginatis, intus linea nigra tenuissime notatis; peritheciis monostichis, dense gregariis, globosis, cortici haud mutato innatis, 150  $\mu$  diam., ostiolo hemisphaerico punctiformi atro in peridermio conspicuis; ascis clavatis, in stipitem tenuem usque ad 40  $\mu$  elongatis, parte sporifera 25  $\approx$  8, apophysatis; sporidiis allantoideis, hyalinis, 8-9  $\approx$  2, di-tristichis.

*Hab.* in ramo emortuo humo jacente, Luzon, Prov. Laguna, Los Baños, ins. Philipp. (C. F. BAKER). — Affinis *Cr. crepinianae* Sacc. et Roum. sed peritheciis multo minoribus.

**ALLESCHERINA** Berl. in Abbado, Malpighia 1902, p. 300. — Berlese, Leon. Fung. III p. 108. — A gen. *Cryptovalsa* dignoscitur stromate effuso entypeo.

1. **Allescherina Cajani** Syd. et Butl., Ann. Mycol. IX, 1911, p. 413. — Pseudostromate effuso, sub peridermio repente, vix conspicuo; peritheciis plus minus dense gregariis v. seriatis, sed vix valsiformiter acervulatis, cortice v. basi ligno immersis; epidermium leniter elevantibus, globosis, 0,5-1 mm. diam., atris, collo brevi, crassiusculo; ostiolo obtuso, peridermium perforante, subprominulo; ascis clavatis, longe stipitatis, 60-90  $\approx$  15-20, polysporis; sporidiis allantoideis, subhyalinis, 10-13  $\approx$  3-4.

*Hab.* in ramis corticatis *Cajani indicis* (Leguminosae, Pusa Indiae or. (E. J. BUTLER). — Ob perithecia gregaria ad *Cryptovalsam* mutat, coeterum *All. Boehmeriae* proxima a qua differt sporidiis parum majoribus et peritheciis magis aggregatis.

2. **Allescherina Strebli** Rehm, Ascomyc. Philipp. VI, Leaflets of Philipp. Botany, VI (1914) p. 2264. — Stromate in peridermio cinerascente effuso, vix conspicuo; peritheciis numerosis, singulariter cortice immutato innatis, globulosis, 300  $\mu$  diam., peridermium vix protuberantibus, ostiolis rotundatis, parvulis, nigris, perforantibus; ascis clavatis, longestipitatis, 90  $\approx$  5, p. sp. 50  $\mu$  circ. longa, poly-

sporis, aparaphysatis; sporidiis in quoque asco 60-80, allantoideis, vix curvatulis, flavidulis, 7-9  $\approx$  2.

*Hab.* in *Streblaspero* (Moraceae), emortuo, Los Baños, ins. Philipp. (M. B. RAIMUNDO).

3. **Allescherina Boehmeriae** Syd. et Butl., Ann. Mycol. IX, 1911, p. 413.— 571  
Pseudostromate effuso, peridermio tecto, vix conspicuo; peritheciis sparsis v. subgregariis, in cortice omnino immersis, globulosis, c. 400-500  $\mu$  diam., atris, epidermidem leniter elevantibus, collo brevi; ostiolis minutis vix prominulis; ascis clavatis, 65-100  $\approx$  10-15, polysporis, longe pedicellatis; sporidiis allantoideis, subhyalinis, 10-13  $\approx$  2-3.

*Hab.* in ramis emortuis *Boehmeriae niveae* (Urticaceae), Pusa, Indiae or. (INAYAT).

**CRYPTOVALSA** Ces. et De Not.— Syll. I p. 187, IX p. 471, XI p. 276, XIV p. 487, XVI p. 426, XVII p. 567, XXII p. 366.

1. **Cryptovalsa microspora** Sacc., Notae Mycol. XXIV p. 8 (Bull. Orto 571  
bot. Nap. 1918).— Stromatibus longe lateque effusis, raro limitatis, subcutaneis, nigricantibus; peritheciis corticulis et interdum ligno infossis, globulosis, 250-350  $\mu$  diam., ostiolis demum erumpentibus, nigris, subrimosis; ascis fusoides apice tenuato-obtusulis, p. sp. 37-48  $\approx$  9, stipite filiformi 30-22  $\mu$  longo, multisporis; sporidiis 2-3-stichis, allantoideis, hyalinis, perexiguis, 3  $\approx$  1.

*Hab.* in ramis emortuis et putrescentibus *Heveae brasiliensis* (Euphorbiaceae) cultae, Singapore, Asia (BAKER).— *Socia* interdum *Eutypa ludibunda*.

2. **Cryptovalsa philippinensis** Sacc., Ann. Mycol. XI, 1913, p. 554.— 57  
Stromatibus innato-erumpentibus, lineari-elongatis, parallelis, 2-3 mm. long., nigris; peritheciis stromate immersis globulosis, 180-190  $\mu$  diam., nigris, ostiolis perithecio brevioribus non v. vix emergentibus, obtusis, poro subinde rimuloso; ascis crasse clavatis, apice rotundatis, 50  $\approx$  12-13 p. sp., in pedicellum brevem 20-25  $\approx$  2-3 sensim tenuatis, myriosporis; sporidiis conglobatis perexiguis allantoideis, 4,5-5  $\approx$  1, hyalinis, coacervatis dilute olivascensibus.

*Hab.* in culmis *Rottboelliae exaltatae* (Graminaceae), Bontoc subprovinciae, Ins. Philippin. (M. VANOVERBERGH).— *Cryptov. microsperma* (Sacc.) Berl. stromate sublinearj, ascis crassioribus et brevins pedicellatis, matrice etc. distinguenda.

3. **Cryptovalsa protracta** (Pers.) Ces. et D. N. (cfr. Berlese, Icon. f. III 571  
p. 112 tab. 140 f. 2).— var. **Paliuri** Rehm, Ann. Mycol. XI, 1913,

p. 401. — Stroma crassum, nigrum, effusum, peridermio atrato tectum, cortici innatum et profunde in ligno lineariformiter serpens. Perithecia monosticha, 5-20 arcte congregata, epidermide nigrata, tandem laciniatim rupta tecta, demum fere libera, atra, ovoidea, 0,5 mm. diam., collis brevissimis, ostiolis crassis, quadrisulcatis prominula. Asci clavati, longestipitati  $80 \approx 10$ , 32-spori. Sporae allantoideae, dilute fuscidulae,  $8-10 \approx 2,2,5$ .

*Hab.* ad ramum *Paliuri* (Rhamnaceae), in horto botanico Tiflisiense, Caucasus (NOWODOWSKI).

4. **Cryptovalsa Camelliae** H. et P. Syd. Ann. Mycol. X, 1912, p. 406. — 5715

Stromate corticali, longe lateque effuso, ramos ambiente; acervulis prominentibus peridermio laciniatim rupto cinetis, aequaliter densiusculeque distributis, tumidulis, subrotundis,  $1/2 - 3/4$  mm. diam.; peritheciis 5-10 in quoque acervulo, substipatis, mono-v. distichis, e mutua pressione angulatis,  $175-250 \mu$  diam., in collum breviusculum attenuatis; ostiolis parum exsertis, rotundatis, incrassatulis; ascis clavatis, longe pedicellatis, apice rotundatis, p. sp. 60-80  $\approx$  11-16, polysporis; sporidiis allantoideis rectis v. curvulis, intra ascos flavis, singulis hyalinis,  $6-9 \approx 1,5-2$ .

*Hab.* in ramis *Camelliae japonicae* (Theaceae), pr. Mino Kawanye-mura, Japonia (K. HARA).

5. **Cryptovalsa indica** Syd. in Syd. et Butl., Ann. Mycol. IX, 1911, p. 5716

412. — Pseudostromate effuso, ligni superficiem nigrificante, peridermio tectis; acervulis sparsis v. aggregatis et subinde confluentibus, rotundatis, 0,5-1 mm. diam., tumidulis, bene limitatis, peridermio laciniatim rupto cinetis v. semitectis; peritheciis 5-12 in quoque acervulo, monostichis, globulosis,  $200-300 \mu$  diam., in collum brevem attenuatis; ostiolis congestis, rotundatis, vix exsertis; ascis clavatis, p. sp. 35-45  $\approx$  8-15, longiuscule pedicellatis, aparaphysatis, polysporis; sporidiis conglobatis, inaequilateris, hyalinis, dein dilute fusciscentibus, continuis,  $5-7 \approx 1,5-2$ .

*Hab.* in ramis corticatis emortuis, Dehra Dun, Indiae or. (INAYAT).

6. **Cryptovalsa planiuscula** Syd. et Butl., Ann. Mycol. IX, 1911, p. 412. — 5717

Pseudostromate effuso, sub peridermio repente; acervulis sparsis, rotundatis, 1-1,5 mm. diam., vix prominulis, planiusculis peridermio tectis; peritheciis ovato-globosis, 4-10 in quoque acervulo, minutis,  $125-175 \mu$  diam., in collum breve attenuatis, ostiolis minutissimis laud exsertis; ascis clavatis, p. sp. 40-70  $\approx$  9-14, aparaphysatis, longe pedicellatis, polysporis; sporidiis allantoideis, curvulis, continuis, ex hyalino fusciscentibus,  $8-10 \approx 2,5-3$ .

*Hab.* in ramis emortuis, Pusa, Indiae or. (R. SEN). — Ob acervulos planiusculos et peritheciis parvis distincta species.

**DIATRYPE** Fr. — Syll. I p. 191, IX p. 472, XI p. 276; XIV p. 487, XVI p. 426, XVII p. 571, XXII p. 367.

1. **Diatrype sublinearis** Rehm, Ann. Mycol. IX, 1911, p. 366. — Stromatibus arcte gregariis, in cortice interiore vix nigrata sessilibus, transverse positis, peridermio disrupto cinetis, atris, 1-3 mm. long., c. 1 mm. lat., ellipsoideis, intus albidis; peritheciis globulosis, 0,3-0,4 mm. diam., 10-30 arcte monostichis congregatis, collis angustis in stromatis superficie convergentibus, papillulis globulosis, subrugosis, prominentibus; ascis fusiformibus, longe stipitatis, p. spor. 25-30  $\approx$  5-7, octosporis; sporis allantoideis, dilute flavidulis, 6-8  $\approx$  2, distichis; paraphysibus nullis.

*Hab.* ad ramulos emortuos *Betulae lentae* (Betulaceae), London, Canada, Amer. bor. (DEARNESS). — *Diatr. linearis* E. et E. imprimis stromatibus ligno innatis diversa.

2. **Diatrype microstroma** H. et P. Syd. et Hara in H. et P. Syd., Ann. Mycol. X, 1912, p. 407. — Stromatibus erumpentibus, tandem superficialibus, sparsis v. plus minus dense aggregatis, rotundatis v. rotundato-ellipticis,  $\frac{2}{3}$ -1 mm. longis, hemisphaerico-pulvinatis, altis v. fusco-atris, intus pallidioribus; peritheciis monostichis, globulosis, 8-10 arcte stipatis; ostioliis minimis, parum prominentibus, atris, indistincte scabris; ascis clavatis, p. sp. 35-50  $\approx$  6-8, octosporis, longe stipitatis; sporidiis allantoideis, hyalino-fumosis, 7-11  $\approx$  2-3, utrinque obtusis.

*Hab.* in ramis *Ehretiae acuminatae* (Borraginaceae), et *Paulowniae tomentosae* (Scrophulariaceae), pr. Mino, Kawnye-mura, Japonia (K. HARA).

3. **Diatrype Baccharidis** P. Henn., Hedw. vol. 48 (1908) p. 11. — Stromatibus erumpenti-superficialibus, aggregato-effusis, pulvinato-subconoideis, atris, ea. 1 mm. diam.; peritheciis immersis, albidis, subglobosis, ostiolatis; ascis clavatis, stipitatis, octosporis, 50-60  $\mu$  longis, p. sp. 30-40  $\approx$  5-6; sporidiis subdistichis, allantoideis, 7-11  $\approx$  2-3,5, fuscidulis.

*Hab.* in ramis *Baccharidis* (Compositae), Serra da Cantareira, S. Paulo, Brasilia.

4. **Diatrype paurospora** Sacc., Mycologia 12., 1920 p. 201. — Stromatibus gregariis, erumpenti-superficialibus, peridermio cinetis, pulvinatis, nigris, duris, fragilibus, superficie colliculosis v. rimosis, 1-2

mm. diam.; peritheciis paucis, globosis, 0,3 mm. diam., substantia sordide grisea exceptis; ostioliis vix excedentibus obtusis; ascis fusoides, apice rotundatis, 35-40  $\approx$  7, sessilibus, apophysatis (?), 2-4-sporis; sporidiis allantoideis, curvulis, utrinque rotundatis, 16  $\approx$  4-5, hyalinis, vix chlorinis, tunica crassinseula.

*Hab.* in ramis corticatis emortuis *Q u e r e u s u t a h e n s i s* (Cupuliferae), pr. Ft. Douglas, Utah, Amer. bor. — Imprimis ascis tantum 2-4-sporis distinguenda species.

5. **Diatrype Stigma** (Hoffm.) Fr. — Syll. I p. 193. — Var. **japonica** Sacc., 5722  
Notae Myc. XXII p. 175 (Acc. Pad., 1917). — Late effusa e cortice erumpens; distinguitur a typo ostioliis paullo magis prominulis; ascis 22-24  $\approx$  4 p. spor.; sporidia 4,3-6  $\approx$  1,2, hyalina, rectiuscula.

*Hab.* in ramis emortuis corticatis *Q u e r e u s* sp. (Cupuliferae), Kawaue, Japonia (HARA).

6. **Diatrype riograndensis** Rehm, Ann. Mycol. IX, 1911, p. 368. — Stroma 5723  
effusum; acervulis gregariis, ramulum ambientibus, conoideis, corticulis, erumpentibus, peridermio rupto cinctis, crustula nigra stromatica obtectis. 1-1,5 mm. diam., extus et intus nigro; peritheciis in quoque acervulo e. 4 monostichis, globoso-ovoideis, collis brevissimis, ostioliis prominentibus conoideis, subsulcatis, parvulis obsessis; ascis clavatis, tenerrimis, e. 40-50  $\approx$  6-8, octosporis; sporis allantoideis, rectis v. subcurvatis, viridulis, 8-9  $\approx$  2; paraphysibus nullis.

*Hab.* ad ramulos *E u p h o r b i a c e a e*, Rio Grande do Sul, Brasiliae (RICK, THEISSEN). — *Diatr. capensi* Kalch. et Cooke proxima.

7. **Diatrype minoensis** Sacc., Ann. Mycol. XI, 1913, p. 313. — Stroma- 5724  
tibus dense gregariis interdum confluentibus, subcutaneo erumpentibus, mox liberis et epidermide arreeta cinctis, convexo-pulvinatis, nigris, carbonaceis, intus pallidis, ambitu subcirculari circ. 1 mm. diam., disco ostioliis integris obtuse papillatis asperulo; peritheciis globulosis, 300  $\mu$  diam., irregulariter submonostichis; ascis teretibus, apice rotundatis, octosporis, 40-45  $\approx$  7-9, in stipitem filiformem 40-80  $\mu$  cr. attenuatis; sporidiis distichis cylindraceo-curvulis (allantoideis) longiusculis, utrinque rotundatis, 14  $\approx$  2-2,3, raro usque ad 18-19  $\approx$  2, olivaceis.

*Hab.* in ramis corticatis *I d e s i a e p o l y c a r p a e* (Flacourtiaceae), Prov. Mino, Kawaue, Japonia (HARA). — Imprimis sporulis ratione longis dignoscitur.

8. **Diatrype japonica** Sacc., Ann. Mycol. XI, 1913, p. 314. — Stroma- 5725

tibus dense gregariis subcutaneo-erumpentibus, prominentibus, pulvinatis, carbonaceis, nigris, 2-3 mm. diam., intus pallidiore et basi amoene fulvescente-subfurfuraceo, disco convexiusculo et ostioliis brevissimis conoideis vix punctulato; peritheciis 6-8 in quoque stromate, globulosis, nigris, intus nitidulis, 200  $\mu$  diam., submonostichis; ascis tereti-oblongis, apice truncatis 40-50  $\approx$  7-8 (p. spor.), in pedicellum praelongum filiformem, 75-80  $\approx$  3 attenuatis, octosporis; sporidiis distichis, cylindraceutis, curvulis (allantoideis), 9-11  $\approx$  2,5-2,8, dilute olivaceis.

*Hab.* in ramulis corticatis emortuis *Litsea e glauca* e (Lauraceæ), Prov. Mino, Kawanye, Japonia (HARA). — Elapsis peritheciis, foveolae in cortice manent amoene fulvae, species certe affinis *Diatrype ruficarni* B. et C. sed ascis et sporidiis majoribus, stromatibus magis exertis et praesertim foveolis rufo-pruinosis distinguitur.

9. **Diatrype Albizziae** Rehm, Ascomyc. Philipp. VI, Leaflets of Philipp. Botany, VI (1914) p. 2267. — Stromatibus in ligno late denigrato sessilibus, prornumpentibus, peridermio laciniato arete cinctis, tuberculiformibus, orbicularibus, 2-3 mm. latis, extus intusque atris, solitariis, interdum connatis; peritheciis 10-12, monostiche innatis, globulosis, 200  $\mu$  latis, ostioliis conoideis, obtusis, distincte sulcatis, nigris; ascis clavatis, longe stipitatis, 60  $\approx$  7, p. sp. 20-25  $\mu$  longa, aparaphysatis, octosporis; sporidiis allantoideis, chlorinis, 5-8  $\approx$  2.

*Hab.* in ramis *Albizzia e Acl e s* (Leguminosae), Los Baños, ins. Philipp. (C. F. BAKER). — Imprimis similis *D. polysaccoidi* Rehm.

10. **Diatrype megale** Rehm, Ascomyc. Philipp. I, in Philipp. Journ. of Sci. VIII (1913) p. 189. — Stromatibus in cortice interiore late denigrato innatis, dispersis, peridermio laciniatim disrupto et adhaerente cinctis, oblongo-orbicularibus, 0,0-1,5 cm. diam., 1 mm. altis, margine sterili cinctis, crasse nigre obtectis, intus albidulis; peritheciis monostiche dense aggregatis, globulosis, usque ad 500  $\mu$  diam., plurimis, collis brevibus instructis, ostioliis hemiglobosis, demum sulcatis, poro perspicuis pertusis stroma superantibus; ascis fusiformibus, longe tenniter pedicellatis, p. sp. ca. 25  $\approx$  5, filiformi-paraphysatis; sporidiis allantoideis, dilute flavidulis, 6-7  $\approx$  2.

*Hab.* in ramo emortuo *G l i r i c i d i a e s e p i u m* (Leguminosae), Luzon, Prov. Laguna, Los Baños, ins. Philipp. (C. F. BAKER). *D. Macounii* E. et E. affinis.

11. **Diatrype polygonia** Rehm, Ascomyc. Philipp. VI, Leaflets of Phi- 572

lipp. Botany, VI (1914) p. 2266.— Stromatibus in ligno dilute denigrato sessilibus, cortice disrupto arete laciniatim cinctis, alte protuberantibus, tuberculiformibus, orbicularibus, 2 mm. diam. 1.5 altis, in acervulos orbiculares 1-2 cm. latos arete coacervatis, angulariter compressis, nigris; peritheciis in stromate extus intusque atro circ. 10, mono-vel distiche innatis, globulosis, 200  $\mu$  diam., ostiolis semiglobosis, rugulosis, atris, poro perspicuo pertusis; ascis clavatis, paraphysatis, longe pedicellatis, 60  $\approx$  7, p. sp. 25  $\mu$  longa, octosporis; sporidiis allantoideis, chlorinis, 5-8  $\approx$  2-2,5.

*Hab.* in *G l i r i c i d i a s e p i u m* emortua (Leguminosae), Los Baños, ins. Philipp. (C. F. BAKER). — var. **Strebli** Rehm, loc. cit. — Differt ostiolis globoso-cylindræcis, distincte sulcatis, obtusis — *Hab.* in *S t r e b l o a s p e r o* (Moraceae), nec non in *A n t i d e s m a t e B u n i o* (Euphorbiaceae), Los Baños, ins. Philipp. (M. B. RAIMUNDO).

12. **Diatrype Standleyi** Ch. E. Fairman, Mycologia 10., 1918, p. 240. — 5729

Stromatibus sparsis quandoque coalescentibus, parvis, pulvinatis v. verruciformibus, 1,5 mm. long., acute ellipsoideis v. lanceolatis, immersis dein erumpentibus, intus primum sordide albis dein hic inde ferrugineis demum brunneis, extus rugosis, nigris; peritheciis 1-15 subcircinnatim v. irregulariter dispositis 0,25-0,5 mm. diam., parietibus crassis, ostiolis prominentibus radiatim apertis, disco rugoso; ascis clavatis longe stipitatis 8-sporis, 70-125  $\approx$  7-8; sporidiis allantoideis apice distichis infra monostichis, rectis v. curvis, hyalinis dein flavescentibus, 10-13  $\approx$  3-3,5.

*Hab.* in ramis emortuis *C e r c o c a r p i m o n t a n i* (Rosaceae), Ute Park Colfax C., 2200-2900 m. alt., New Mexico, Amer. bor. (P. C. STANDLEY).

13. **Diatrype cerasina** Rehm, Ascum. Exsicc. fasc. 53 n. 2066, Ann. Mycol. XI, 1913, n. 394. — 5730

Stroma in cortice denigrato serpens, acervulos perithecorum includens, inde stromata gregaria, cortici innata, conoidea vel oblonga, 3-5 mm. lata, atra, dein ab peridermio transversim fissio arete cineta prorumpentia intus albolutea formans. Perithecia in quoque stromate 20-30, 1-sticha, globoso-oblonga, 0,25 mm. lata, nigra, collis longis in disculum 1,5-3 mm. lat. orbicularem vel ellipticum, nigro-fuscum abeuntibus; ostiola globulosa plus minusve prominentia, demum distincte sulcata, obtusa, 0,5 mm. alt. Ascii fusiformes, sessiles, c. 60  $\approx$  12, 8-spori. Sporae allantoideae, hyalinae, 12-17 (-20)  $\approx$  4-5, saepe valde curvatae, distichae. Paraphyses nullae.

*Hab.* ad ramos dejectos, dein exsiccatos *Cerasiavium* (Rosaceae), prope Königstein, Saxonia (KRIEGER).— *Diatr. grandis* (Nke) Berl. e *D. Ailanthi* Sacc. proxima.

14. **Diatrype tumidella** Peck in N. Y. State Mus. Bull. 167, 1912, p. 40 (1913).— Stromatibus orbicularibus, disciformibus vel convexis, 1-2 mm. latis, linea atra ad lignum penetrante cinctis, epidermidis ruptae fragmentis cinctis, primum pallide brunneis, demum nigris, ostioliis sulcatis punctatis, intus albidis; peritheciis monostichis, atris, 4-12 in quoque stromate; ascis subclavatis vel cylindraceutis, p. sp. 35-50  $\times$  8-10; sporidiis confertis vel subdistichis, rectis vel leniter curvis, utrinque obtusis, fuscis, 10-20  $\times$  4-5.

*Hab.* in ramis emortuis *Pruni pennsylvanicae* (Rosaceae), Quebec, Canada (W. P. FRASER). — *D. tumidae* E. et E. proxima; differt stromatibus minoribus, ascis et sporidiis latioribus.

15. **Diatrype patella** Rehm, Ann. Mycol. XI, 1913, p. 155.— Stromatibus dispersis, erumpentibus, orbicularibus, plerumque apice plana discoidea, rarins subconvexulis, in ligno late denigrato sessilibus, peridermium elevatibus, demum dirumpentibus, ab ejusque laciniis adhaerentibus saepe obtectis, atris, 1-2,5 mm. diam., 1,5 mm. altis, in medio disculi submarginati ostioliis conoideis, integris, prominentibus; peritheciis monostichis, arcte stipatis, globulosis, 5-12  $\times$  0,25-0,5 mm. diam.; ascis subfusiformibus, longe stipitatis, p. spor. 30  $\times$  5. octosporis; sporis allantoideis, distichis, dilute flavidulis, 7-9  $\times$  2; paraphysibus filiformibus.

*Hab.* ad ramos *Pruni Virginianae* (Rosaceae), London Ont., Canada, Amer. bor. (J. DEARNESS).— *Diatr. macrotheciae* Sp. proxima.

16. **Diatrype microstroma** Syd. et Hara, Ann. Mycol. X (1912), p. 407. 573

*Hab.* in ramis emortuis corticatis *Rhois silvestris* (Anacardiaceae), et *Paulowniae tomentosae* (Scrophulariaceae), Prov. Mino, Japoniae (HARA). — Var. **minor** Sacc., Ann. Mycol. XI, 1913, p. 314. Stromatibus minoribus, vix 1 mm. diam., peritheciis paucis, 250  $\mu$  diam., ascis 30-40  $\times$  5,5-6, stipite 10-12  $\mu$  longo; sporidiis 9-11  $\times$  2, olivascentibus. — *Hab.* in ramis corticatis *Pirisiensis* (Rosaceae) et *Magnoliae* sp. (Magnoliaceae), Prov. Mino, Japonia (HARA).

17. **Diatrype Clerodendri** Rehm, Ascmyc. Philipp. V, Leaflets of Philipp. Botany, VI (1914) p. 2215.— Stromatibus gregariis, ex basi dilute denigrata subcorticali erumpentibus, dein peridermio laciniato cinctis, tuberculiformibus, 1-1,5 mm. latis et altis, extus atris intus

vix albidulis; peritheciis avervulatum collectis, circ. 12, monostichis, globulosis, in collum elongatis, ostioliis disco nigro conoideis, distincte sulcatis, 150  $\mu$  diam.; ascis clavatis, longe tenuiter stipitatis, p. sp. 20  $\times$  5-6, aparaphysatis; sporidiis allantoideis, dilute flavido-cinereis, 5-7  $\times$  2-2,5.

*Hab.* in *Clerodendrone Thompsoniae* (Verbenaceae), Luzon, Prov. Laguna, Los Baños, ins. Philipp. (C. F. BAKER). — Affinis *D. Saccardoii* a qua differt imprimis stromatibus intus albo-pruinosis.

18. **Diatrype velata** Rehm, Ann. Mycol. XI, 1913, p. 400. — Stroma 5735  
sub cortice in ligni superficie effusum, acervulos amplectens. Acervuli peritheciolorum plerumque longitudinaliter cortici immutato innata, 1,3-5 mm. long., ab eoque adhaerente fere obtecta, apice albescentia, vix prominentia, intus alba. Peritheciae c. 10 connata, globulosa, 0,2 mm. diam. in collum elongata, ostioliis minimis subglobosis prominentia. Asci subclavati, longe stipitati, c. 95  $\mu$  lg., p. sporif. 25  $\times$  7, 8-spori. Sporae allantoideae, flavidulae, 10  $\times$  2. Paraphyses filiformes, -6  $\mu$  lat.

*Hab.* ad ramos?, Tiflis hortus botan., Caucasus (NEWODOWSKI).  
*Diatr. Daldinia* De Not. valde affinis.

**DIATRYPELLA** Ces. et De Not.—Syll. I p. 200, IX p. 477, XI p. 277, XIV p. 488, XVI p. 427, XVII p. 572, XXII p. 370.

1. **Diatrypella Barleriae** Syd., Ann. Mycol. 14., 1916, p. 361.—Stromati- 5736  
bus sparsis, erumpentibus, pulvinatis, orbicularibus, parte inferiore peridermii laciniis arete cinctis, 1-1,5 mm. diam., atris; disco planiusculo vel parum convexo; peritheciis 8-15 in quoque stromate, submonostichis, in collum longiusculum attenuatis; ostioliis non vel parparum exsertis, depressis, umbilicatis, nitentibus; ascis clavatis, longiuscule pedicellatis, p. sp. 50-60  $\times$  8-13, paraphysatis, polysporis; sporidiis allantoideis, leniter curvatis, in eumulo flavidulis, singulis fere hyalinis 5-6  $\times$  1,5.

*Hab.* in ramis *Barleriae cristatae* (Acanthaceae), Los Baños, ins. Philipp. (C. F. BAKER).

2. **Diatrypella minutispora** Dearn., Mycologia, 9., 1917, p. 345.—Stroma- 5737  
tibus sparsis, gregariis v. seriatis, minutis, 1 mm. basi latis, sub-superficialibus, corticem non atrantibus, rimose erumpentibus; peritheciis nigris basi stromate brunneo expanso insidentibus, 0,2 mm. diam., superne nitidulis, truncato-conicis, 3-5 in quoque stromate; ostioliis brevibus, obtusis, perforatis; ascis stipitatis, obtuse

fusoideis, 60-75  $\approx$  12  $\mu$  sp., stipite 30-40  $\mu$  long.; paraphysibus filiformibus interdum asco duplo longioribus; sporidiis innumeris, hyalinis, perexiguis, rectis curvulisve, 3-3,5  $\approx$  0,5-0,7.

*Hab.* in ramis emortuis *Coryli rostratae* (Betulaceae), Washington, Amer. bor. (S. H. BURNHAM).

3. **Diatrypella Abietis** Lind, Dan. Fungi, p. 250 t. IV f. 47-48 (1913).— 573  
Acervulis gregariis obtuse conicis sub epidermide plerumque pustulatum elevata nidulantibus ex peritheciis 10-15 circumstantibus efformatis, epidermide rupta arcte cinctis, intus pallidis; peritheciis minutis e globoso depressis  $\frac{1}{3}$  mm. diam., monostichis, dense stipatis, mutuaque pressione angulatis, basi in stromate a matrice formato immersis, ostioliis parum v. vix prominulis instructis, in disculum album erumpentibus; ascis anguste clavatis, 4-5  $\approx$  4-7, polysporis, sporidiis curvulis, hyalinis, 4-6  $\approx$  0,7-1.

*Hab.* in cortice trunci emortui *Abietis albae* (Coniferae), in Dania.

4. **Diatrypella Psidii** Syd., Ennm. Philipp. Fungi II, in Philipp. Journ. of Sci. VIII (1913) p. 487. — 575  
Stromatibus sparsis vel laxe aggregatis, tuberculari-erumpentibus, 0,8-1,8 mm. diam., rotundatis, atris, cortice fissio arcte cinctis, opacis, rugulosis; peritheciis 5-12 in singulo stromate congestis, globosis vel lateraliter compressis, 300-450  $\mu$  diam., ostiolo papilliformi, conico, brevi vel saepe etiam plus minus elongato donatis; ascis clavatis, apice late rotundatis, p. sp. 50-60  $\approx$  10-16, polysporis; sporidiis allantoideis, hyalinis vel subhyalinis, in cumulo flavo-brunneolis, rectis vel leniter curvatis, 5-6,5  $\approx$  1-1,5.

*Hab.* in ramulis *Psidii guajavae* (Myrtaceae), Luzon, Bontoc Subprov., ins. Philipp. (VANOVERBERGH).

**CRYPTONECTRIOPSIS** v. Höhn., Ann. Mycol. 16., 1918, p. 36; 17., 1919, p. 131. — Perithecia collo et stromate destituta, parasitica in peritheciis vetustis. Sporidia continua hyalina. Gen. *Mazzantiae* proximum. — Typ. gen. (ut Subgen. *Hyponectriae* habendum):

1. **Cryptonectriopsis biparasitica** v. Höhn., l. c.— 57  
Peritheciis e pallidis brunnescentibus indistincte parenchymaticis apice papillato-ostiolatis; paraphysibus filiformibus aegre perspicuis, ascis cylindraceis v. clavato-fusoideis, 55-72  $\approx$  3-8; sporidiis ellipsoideis subinaequilateris v. curvulis, submonostichis, 7-9  $\approx$  3-4.

*Hab.* parasitica in peritheciis *Leptosphaeriae dolioloidis* (enfr. Rehm, Ascom. exsicc. n. 1523 sub *Phomatospora ovalis* (Pass.).

Sect. 2. **Hyalosporæ**

**CRYPTOSPORELLA** Sacc.—Syll. I p. 466, IX p. 609, XIV p. 525, XVI p. 468, XVII p. 592, XXII p. 372.

1. **Cryptosporella viticola** Shear, *Phytopathology*, I (1911) p. 119, c. 5741 icon. — Stromatibus irregulariter pulvinatis, perithecia plura complectentibus; peritheciis globulosis, excipulo proprio tenui donatis, in collum breve crassiusculum, vix exsertum productis; ascis cylindraceis, subsessilibus, 60-72  $\approx$  7-8, paraphysibus filiformibus, longioribus, septatis obvallatis; sporidiis ellipsoideis, obtusis, hyalinis, continuis, 11-15  $\approx$  4-6. Status pyenidicus *Fusicocum viticola* Redd.

*Hab.* in sarmentis *Vitis viniferae* (Vitaceæ), in America boreali.

**DICARPELLA** Syd., *Ann. Myc.* 18., 1920, p. 181.—Syn. *Disperma* Theissen, *Verh. zool.-bot. Ges. Wien*, Bd. 66., 1916, p. 390 nec B. Clarke 1899.—Perithecia immersa apice tantum collo cylindraceo prominula, membranacea stromate destituta. Asci parietales varie pedicellati pluristratosi, sporidiis binis praeditis. Paraphyses nullae. Sporidia elongata continua hyalina. Sec. v. Höhnel (*Ann. Myc.* 17, 1919, p. 131) ad *Diaportheas* pertinet. — Typ. gen.:

1. **Dicarpella bina** (Harkn.) Syd., *Ann. Mycol.* 18., 1920, p. 181. — 5742 *Disperma binum* Theiss., l. c. tab. fig. 13-14, *Physalospora* Harkn., Syll. IX p. 595. — Ascis bisporis, aliis clavatis sessilibus 55-65  $\approx$  17-19, aliis ellipsoideis 45-50  $\approx$  20, pedicello tenui usque 50  $\approx$  2-3 donatis; sporidiis elongato-ellipsoideis utrinque rotundatis 18-22  $\approx$  9-10 (Cnfr. Theissen, l. c.).

Sect. 3. **Phaeosporæ**

**ANTHOSTOMA** Nits.—Syll. I p. 293, IX p. 514, XI p. 283, XIV p. 503, XVI p. 441, XVII p. 635, XXII p. 372.

1. **Anthostoma Flagellariae** Rehm, *Ascomyc. Philipp.* V, *Leatllets of Philipp. Botany*, VI (1914) p. 2216. — Stromate eutypeo, late effuso, cinerascete, in superficie matricis laevigatae maculas confluentes obscurius marginatas oblongas formante, ostiolis sparsis vix papillulatis nigro-tinctis, 200-300  $\mu$  latis punctulato, glabro; peritheciis ligno immutato innatis, 0,5 mm. latis, plerumque solitariis, rarius 2-3 congregatis, non seriatis, excipulo tenuissime parenchymatico;

ascis cylindraceis apice rotundatis,  $100 \approx 10-12$ . octosporis, J ; paraphysibus filiformibus  $1.5 \mu$  cr. submucosis; sporidiis monostichis, oblongis, utrinque rotundatis, demum obscure fuscis,  $15 \approx 5-7$ .

*Hab.* in culmo emortuo *Flagellariae indicae* (Flagellariaceae). Luzon, Prov. Laguna, Los Baños, ins. Philipp. (S. A. REYES).

2. **Anthostoma (Sphaeranthostoma) sphaerospora** v. Höhn., *Fragm. zur Mykol.* 767, in *Stzgsb. Akad. Wiss. Wien CXXI*, 1, p. 384 tab. I fig. 2 (1912). — Stromatibus valsoideis, gregariis, cortice innatis, pustuliformibus,  $0,5-1,3$  mm. diam.,  $800 \mu$  circ. altis, disco luteo-brunneo ostioli punctulato; peritheciis in quoque stromate 1-6, in substantia stromatica suberosa brunneola immersis, globoso depressis,  $400-500 \mu$  latis, collo  $400 \mu$  longo,  $140-200 \mu$  crasso, paraphysibus copiosis clauso praeditis; ascis crasse clavatis, apice rotundatis, basi breviter attenuato pedicellatis,  $100-120 \approx 32-42$ , paraphysibus filiformibus copiosis cito diffluentibus obvallatis; sporidiis plerumque distichis, obscure brunneis, vix pellucidis, globosis, levibus, intus minute granulosis, interdum grosse 1-guttatis,  $15-24$  (plerumque  $18-20$ )  $\mu$  diam.

*Hab.* in ramis siccis corticatis *Albizziae moloceanae* (Leguminosae), in horto botan. Britenzorg, Java. — Ob sporidia majuscula globosa perdistinctum et novi subgeneris typus.

3. **Anthostoma Visci** (Kalchbr.) Sacc., *Notae Mycol. XX*, *Nuovo Giorn. bot. it.* 23., 1916, p. 224; *Syll. Fung. I* p. 293 (*Anthostomella*). — Perithecia gregaria v. acervulata, cortice nidulantia, majuscula,  $500-600 \mu$  diam. crasse tunicata, ostiolo obtuso papillato erumpentia, stromate nigro corticali connexa (hinc potius *Anthostoma* quam *Anthostomella*); hyphis stromatis tortuosis ramosis intertextis brunneis, septatis,  $7 \mu$  cr.; nucleo perithecii albo dein subolivaceo. Asci ampli oblongi v. elongati varii,  $170-180 \approx 20-22$ , v.  $140-150 \approx 35$ , v.  $100 \approx 28$ , apice rotundati, breviter stipitati, initio crasse tunicati, 4-8-sporei, paraphysibus mucosis, intus granulosis, hyalinis evanidis obvallati; sporidia oblique monosticha v. disticha, majuscula, ellipsoidea, utrinque acutula,  $35-36 \approx 18-20$ , initio strato angustissimo mucoso obvoluta, olivaceo-fuliginea.

*Hab.* in caulibus emortuis *Visci albi* (Loranthaceae), pr. Rigny, Galliae (FLAGEOLET).

4. **Anthostoma megalosporum** Rehm, *Ascomyc. Philipp. IV*, *Leaflets of Philipp. Botany*, VI (1913) p. 1941. — *A. ? gigasporum* Rehm, loc. cit. p. 1940, non Cke. et Harkn. — *Rosellinia ? gigaspora* Ell. et

Ev. — Syll. XI p. 280. — Peritheciis in areis cariosis ligni  $2 \times 1$  cm. late denigrati gregarie innatis, dein dimidia parte emergentibus, conoideis, minutissime papillulatis, atris, glabris, subnitentibus, 0,5 mm. diam., carbonaceis; ascis fusiformibus, octosporis,  $250 \approx 30$ ; paraphysibus filiformibus, septatis,  $3 \mu$  cr.; sporidiis 2-stichis, oblongo-fusoideis, rectis, utrinque acutatis, haud guttatis, subfuscis,  $80 \approx 12$ .

*Hab.* in caule emortuo *Paraniguyae Longipedunculatae* (Rutaceae), Luzon, Prov. Laguna, Los Baños, ins. Philipp. (C. F. BAKER).

5. **Anthostoma solanicola** P. Henn., Hedw. vol. 48 (1908) p. 10. — 5747  
Peritheciis caespitosis, sub epidermide fissa nidulantibus, conicis vel ovoideis, atris, ad basim hyphis atro-fuscis, septatis,  $3-7 \mu$  crassis circumdatis; ascis clavatis vel oblongis, octosporis,  $80-110 \approx 25-30$ , paraphysibus filiformibus,  $2 \mu$  cr., copiosis obvallatis; sporidiis subdistichis, ellipsoideis, atro-brunneis, continuis,  $20-30 \approx 15-18$ .

*Hab.* in ramis *Solanipaniculati* (Solanaceae), prope Capital, S. Paulo, Brasilia.

**HAPLOSTROMA** Syd., Ann. Mycol. 14., 1916, p. 80 (Etym. *haplos* simplex et *stroma*). — Stromata sub epidermide evoluta, eam disruptentia et dein strato subepidermale fere superficialiter insidentia, atra plerumque 1-locularia, rarins paucilocularia, contextu indistincte celluloso subopaco. Perithecia pariete proprio fibroso dilutiore mollinseculo praedita, ostiolo breviter papilliformi. Asci cylindracci, paraphysati, octospori. Sporidia elliptica, continua, hyalina, tandem leniter brunneola.

1. **Haplostroma depressum** Syd., l. c. — 5748  
Stromatibus hypophyllis, in epiphylo maculas vix decoloratas sed conspiciende profundeque depressas orbiculares 2-4 mm. diam. efficientibus, dense aggregatis, ca. 8-20 in quoque plagula, rotundatis vel parum irregularibus, superficie rugulosis, sub epidermide evolutis, eam disruptentibus et tandem strato subepidermali fere superficialiter insidentibus, opace atris,  $350 \approx 500$  latis,  $250-320 \mu$  altis subinde confluentibus; peritheciis singulis vel paucis in quoque stromate, applanato-globosis pariete proprio mollinseculo fuscidulo  $10-15 \mu$  crasso fibroso ex hyphis numerosis tenuibus ca.  $1,5 \mu$  crassis composito, ostiolo breviter papilliformi; ascis cylindraccis, apice obtusis,  $100-135 \approx 10-12$ , octosporis; paraphysibus numerosis, simplicibus, hyalinis,  $1-1,5 \mu$  crassis; sporidiis recte vel oblique monostichis, ellipticis,

utrinque rotundatis, continuis, hyalinis, tandem dilute brunneolis, 14-16  $\times$  8-10.

*Hab.* in foliis *Miconia* e sp. (Melastomataceae), Serra do Mairary, Rio Branco, Brasiliae (E. ULE).

**LOPADOSTOMA** (Nits.) Trav. — Syll. XXII p. 374.

1. **Lopadostoma gallicum** Sacc., Notae Myc. XXII (Acc. Pad. 1917) p. 574  
159. — Stromatibus laxe sed late gregariis, subcorticalibus, mox prominenter erumpentibus, conico-pulvinatis, basi 2 mm. latis, peridermio arcte cinctis, linea nigra circulari intus circumdatis; peritheciis ligno partim infossis, globosis, 0,5-0,7 mm. diam., 10-16 in quoque acervulo, monostichis, nigris, extus leviter albo-pruinosis; ostiolis fasciculatis conicis, plus minusve emergentibus, integris; ascis tereti-clavatis, apice rotundatis, deorsum sensim in pedicellum crassiusculum 14-15  $\mu$  longum tenuatis, 45  $\times$  6, filiformibus paraphysatis, octosporis; sporidiis oblongo-ellipsoideis, leviter inaequilateris, utrinque rotundatis, 7,5  $\times$  3,5-4, olivaceo-brunneis plerumque 2-guttatis, monostichis v. pro parte distichis.

*Hab.* in ramis crassioribus, corticatis emortuis *Aceris Pseudoplatani* (Aceraceae), Rigny, Gallia (FLAGEOLET). — Affine *Lop. turgido* a quo imprimis ascis multo brevioribus distinguitur.

2. **Lopadostoma Massaræ** (De Not.) Trav., Pyr. Fl. ital. p. 172, *Anthostoma Massaræ* (De Not.) Sacc. — Syll. I p. 306. — Sacc., Notae Mycol. XXII p. 175 (Accad. Pad. 1917).

*Hab.* (adde) in cortice ramorum *Quercus* sp. (Cupuliferae), Kawauye, Japonia (HARA). — Sporidia ellipsoideo-oblonga 18-20  $\times$  7-8; ascis jam resorpti. Notis nullis a typo italico differre videtur, etsi in plaga tam distante; ceterum quam infiniti sunt fungi cosmopolitæ!

*Sect. 4. Hyalodidymæ*

**MELANCONIS** Tul. — Syll. I p. 602, IX p. 700, XIV p. 543, XVI p. 492, XVII p. 667, XXII p. 375.

1. **Melanconis alnicola** Jaap, Ann. Mycol. 15., 1917, p. 107. — Stromatibus gregariis, ramos ex integro occupantibus, depresso pustulatis, rotundatis, 2-3 mm. latis, peridermio tectis, demum disco albido v. griseo erumpentibus, intus flavo-griseo; peritheciis 4-8 circumstantibus et collis longis conniventibus, apice globosis, nigris discum leviter superantibus; ascis tereti-clavatis, apice rotundatis, sessili-

bus, 50-60  $\times$  15, octosporis; sporidiis distichis, elongato-fusoideis, rotundatis, rectis curvulisve, 25-45  $\times$  9-12, bicellularibus, hyalinis, exappendiculatis.

*Hab.* in ramis emortuis *Alni incanae* (Betulaceae), Grindelwald, Helvetiae. — Affinis *M. Alni* gaudet sporidiis minoribus et appendiculatis.

2. **Melanconis faginea** Sacc., Notae Mycol. XXII (Acc. Pad. 1917) p. 5752 160. — Stromatibus densiuscule gregariis, subcutaneis, pustulatis, conico-depressis, 1-1,5 mm. diam.; peritheciis in quoque stromate 6-10 circinantibus, globulosis, 300  $\mu$  diam., nigris, ostioli in disculum punctiformem nigrum erumpentem desinentibus; ascis clavatis 95-100  $\times$  12, subsessilibus, octosporis; sporidiis distichis, oblongo-fusoideis, saepe inaequilateralibus, 19-21  $\times$  6-7, uniseptatis non v. vix constrictis, 2-guttatis, hyalinis; appendicibus cuspidatis, 6-7  $\times$  2, hyalinis, utrinque acutis.

*Hab.* in ramulis corticatis emortuis *Fagi silvaticae* (Fagaceae), Rigny, Gallia (FLAGEOLET). — Peraffinis *Mel. Alni*, a qua differt sporidiis ascisque paullo angustioribus, et appendicibus brevioribus, praetereaque matrice diversa.

3. **Melanconis Cytisi** Naumoff, Bull. Soc. Myc. Fr. 1914 p. 384 t. XX 5753 f. 4-5 et Soc. Onral. Amis Sc. Nat. XXXV (1915) p. 23 extr., tab. 1 fig. 10. — Peritheciis glabris, nigris, globosis vel globoso-depressis, 350-630  $\mu$  diam., sine stromate distincto irregulariter acervatis, subperidermio nidulantibus, ostioliis altis, rectis, cylindraceutis vel apice attenuatis, 750  $\times$  120-200; ascis teretibus, breve pedicellatis, 96  $\times$  14, paraphysibus filiformibus obvallatis; sporidiis oblique monostichis, ellipsoideis, medio 1-septatis, non constrictis, hyalinis, 14-18  $\times$  8,5-9.

*Hab.* in ramis emortuis *Cytisi ratisbonensis* (Leguminosae), Gub. Perm in Rossia.

- NEOKEISSLERIA** F. Petrak, Ann. Mycol. 17., 1919, p. 87. — A *Ceriospora* et *Melanconis* differt peritheciis in stromate aggregatis, subepidermicis dein superficialibus parietibus crassis praeditis. — Status pyrenidiens ignotus.

Typus huius generis sec. Petrak est *Melanconis ribis* (P. Henn. et Ploettn.) Sacc., Syll. XXII p. 376.

- MACRODIAPORTHE** F. Petrak, Ann. Mycol. 17., 1919, p. 94. — Stroma 5755 in parte superiore perithecorum tantum evolutum et tunc perithecia basi distincta. Asci 8-spori pseudoparaphysati; sporae magnae. —

Typus huius generis secundum Petrak est *Melanconis occulta* (Fuck.) Sacc., Syll. I p. 605 (= Mel. apocrypta Ell. in Ell. et Ew., Diaporthe abnormis v. Höhn. 1917).

**CHOROSTATE** (Sacc.) Trav. — Syll. XXII p. 376 et I p. 607, IX p. 702, XI p. 307, XVI p. 492 (nt subg.).

1. **Chorostate inornata** (Peck) Saccardo, *Diaporthe inornata* Peck in N. Y. State Mus. Bull. 157 (1911) p. 47 et 109 (1912). — Stromatibus valsoideis, 1-1,5 mm. latis, in cortice interiore nidulantibus; peritheciis 4-14 caespitosis, nigris, 300  $\mu$  latis, linea nigra nulla circumscriptis, ostioliis longis, confertis, discum perforantibus et oblitterantibus, erumpentibus, epidermide rupta cinctis; ascis subfusiformibus, 60-80  $\approx$  8-10; sporidiis confertis, oblongis vel subfusiformibus, utrinque seta brevi auctis, ad septum constrictis, 2-4-guttulatis, 15-24  $\approx$  3-4. 5756

*Hab.* in ramis emortuis *Rhois typhinae* (Anacardiaceae), in Maryland. Amer. bor. — Affinis *D. syngenesiae* (Fr.) Fekl.

2. **Chorostate valsiformis** Rehm, *Diaporthe valsiformis* Rehm, ad int., Ann. Mycol. XI, 1913, p. 152. — *Diap. Mamianiae* Sacc. qua proxima differt « rostellula seorsum spiniformi-emergentia, recta v. curvata, saepe divergentia ». 5757

*Hab.* ad ramos *Alni glutinosae* (Betulaceae), prope Mährisch-Weisskirchen, Moraviae (PETRAK). — f. **valsoidea** Rehm in litt. ad Voss 1891 et in l. e. p. 153. — Differt stromatibus minoribus, 6-8 peritheciis praeditis, sporis 18-21  $\approx$  4-4,5.

*Hab.* ad ramos *Alni viridis*, prope Ulrichsberg, Krain (Voss).

3. **Chorostate Ailanthi** Sacc. — Syll. I p. 621 — var. **Viburni** Dearness et House, N. York St. Mus. Bull. n. 188, p. 30 (1916). — A typo differt praecipue sporidiis non constrictis. — Peritheciis circ. 360  $\mu$  diam., ascis 45-60  $\approx$  6-9, sporidiis 4-guttulatis 11-15  $\approx$  3-3,5. 5758

*Hab.* in ramis emortuis *Viburni dentatae* (Caprifoliaceae), Sylvan Beach, Oneida County, N. Y., Amer. bor. (H. D. HOUSE).

4. **Chorostate anceps** Sacc., Ann. Mycol. XII, 1914, p. 288. — Stromatibus laxe gregariis cortice lignoque subimmutatis nidulantibus et leviter pustulatum elevantibus, depresso-conoideis, nigris, 0,7-1 mm. diam., dein rimose erumpentibus, linea nigra stromatica profunde et late excurrente praeditis; peritheciis saepe in quoque stromate numerosis plus minus stipatis, globulosis, nigris, 300  $\mu$  diam., longicollibus, ostioliis parum elevatis, rotundatis, atro-nitidulis, in discum 5759

conjunctis; ascis fusioideis, sessilibus, aparaphysatis, 48-50  $\approx$  6-7,5, octosporis; sporidiis fusioideis rectis 10  $\times$  11, tetrablastis, strato tenui mucoso initio obductis, dein lenissime constrictis, hyalinis.

*Hab.* in ramis morientibus *Viburni Lantanae* (Caprifoliaceae), M. Weisskirchen, Moravia (F. PETRAK). — Interdum perithecia subdiscreta, hinc species ad *Diaporthem* mutat.

5. **Chorostate Batatae** (L. L. Harter et E. C. Field) Sacc., *Diaporthe Ba-* 5760

*tatatis* Hart. et Fld., *Phytopathology*, II, p. 124 (corr. *Batatatis*) e. ic. — Stromatibus valsoideis, immerso-erumpentibus, extus atro-carbonaceis, intus cinereis; peritheciis in quoque stromate 9-25, subglobosis, immersis, 120-370  $\mu$  diam.; rostellis subcylindricis, exsertis, 3-5 mm. altis; ascis clavato-cylindraceis, sessilibus, aparaphysatis, 23-38  $\approx$  7-12; sporidiis plerumque distichis, subellipsoideis, utrinque obtusis, hyalinis, medio septatis et leviter constrictis, 2-4-guttulatis, 8-12  $\approx$  4-6. Status pyrenidiens *Phoma (Phomopsis) Batatae* Ell. et Halst.

*Hab.* in radicibus, caulibus et foliis *Ipomoeae Batatae* (Convolvulaceae), Washington, Amer. bor.

6. **Chorostate utahensis** Sacc., *Mycologia*, 12., 1920, p. 202. — Stroma-

 5761

tibus erumpentibus, prominulis, pulvinatis, 1,5 mm. diam., nigricantibus; peritheciis numerosis, monostichis, 0,3 mm. diam., globosis, ostioliis punctiformibus, vix extantibus; ascis cylindraceis apice rotundatis, ibique non v. vix lumine bifoveolatis, breviter stipitatis, 55-60  $\approx$  7,3-8, aparaphysatis, octosporis, sporidiis oblique monostichis, oblongo-clavatis, curvatis, 12-14  $\approx$  3-6, eguttulatis, hyalinis, constricto-1-septatis.

*Hab.* in ramis corticatis *Quercus utahensis* (Cupuliferae), Ft. Douglas, Utah, Amer. bor. — Affinis *C. teiphaemae*, differt sporidiis curvis, loculo super. crassiore rotundato, ascis angustioribus, ostioliis abbreviatis.

7. **Chorostate suspecta** Sacc., *Ann. Mycol.* XI, 1913, p. 15. — Stroma-

 5762

tibus gregariis, subcutaneis, leviter pustulatim prominulis, disculo tantum erumpentibus, subcircularibus, 1-2 mm. diam. intus flavidulo-olivaceis; peritheciis irregulariter circumstantibus, globosis, in quoque stromate paucis, 4-8, mm. 0,5 diam. nigris, collis oblique convergentibus in ostiola punctiformia desinentibus; ascis elongato-fusioideis, subsessilibus, sursum obtuse tenuatis, aparaphysatis, octosporis, 90-100  $\approx$  10-12, apice bifoveolatis; sporidiis oblique monostichis, breviter fusioideis, 16  $\approx$  6-6,5, initio continuis, dein constricto-1-septatis, biguttulatis, hyalinis.

*Hab.* in ramulis corticatis *Fagi silvaticae* (Fagaceae),

Forbach in Lotharingia (A. LUDWIG). — Ab affinibus *Chor. decipiente*, *Chor. mucosa* etc. satis distincta.

8. **Chorostate peckiana** Sacc., Notae Myc. XX, Nuovo Giorn. bot. it. 5763  
N. S. 23., 1916, p. 187. — Stromatibus gregariis, corticulis, subcutaneo-erumpentibus, depresso pulvinatis, 0,7-1 mm. diam., ambitu circulari nigrolimitato; peritheciis in quoque stromate 6-8 globoso-depressis, circinatis, 250-300  $\mu$  lat., ostiolis obtusulis vix extantibus, nigris; contextu sinuoso-parenchymatico, olivaceo-fusco; ascis fusoides, subsessilibus, 47-50  $\times$  11-12, aparaphysatis, octosporis, apice obtusulo, lumine obsolete foraminulato; sporidiis fusiformibus, utrinque acutulis, subrectis, hyalinis, faretis (non guttulatis), 12-13  $\times$  3,5, subdistichis.

*Hab.* in cortice subemortuo *Fraxini ? americanae* (Oleaceae), Catskill mts. N. Y., Amer. bor. (C. H. PECK).

9. **Chorostate tuberculosa** (Ell.) Sacc., Syll. I p. 620. — var. **Pruni** Dearness et House, N. York St. Mus. Bull. n. 188, p. 31 (1916). — A typo differt peritheciis minus immersis, stromate magis profunde immerso et e superficie ligni anulatim elevato et 2-5 mm. diam. 5764

*Hab.* in ramis emortuis *Pruni serotinae* (Rosaceae), Oneida, Madison Co. N. Y., Amer. bor. (H. D. HOUSE).

10. **Chorostate Macounii** (Dearn.) Sacc., *Diaporthe Macounii* Dearn., Mycologia, 1916 p. 100. — Stromatibus numerosis, minutis, 0,5-0,8 mm. substellatim erumpentibus, pustulis interdum deciduis et corticem flavidum revelantibus, lignumque leviter atrantibus, linea tamen nulla nigra circumscriptis; peritheciis singulis v. 2-6 in stromate, 90-275  $\mu$  diam., ostiolis vix perspicuis; ascis fusoides, 30-35  $\times$  6-7; sporidiis irregulariter biseriatis; hyalinis, 8-9  $\times$  2,5, nucleatis, obscure 1-septatis, loculis interdum secedentibus, uno saepe minore. 5765

*Hab.* in ramis emortuis *Spiraeae Mengiesii* (Rosaceae), in Insula Vancouver, Columbiae (J. MACOUN).

11. **Chorostate sorbicola** (Bref.) Sacc. et Trott., Syll. XXII, p. 376, Sacc. 5766  
Ann. Mycol. XIII n. 2 (1915) p. 130, non *Diap. sorbicola* Schröt. quae est *Diap. patria* Speg. — Stromata valsea, conoidea-depressa, 2 mm. lat.; perithecia 250-300  $\mu$  diam., intus olivaceo-fusca, ostiolis globulosis erumpentibus, in discum atrum connexis. Asci tereti-fusoides, subsessiles, 70-76  $\times$  11-12; sporidia disticha majuscula, grosse 4-guttata, tereti-oblonga, utrinque rotundata, subrecta, 23  $\times$  7, hyalina. — *Diap. patria* Speg. (1881) est microspora et ejus verisimiliter synonyma sunt *Diap. Aucupariae* Hazsl. (1892) et *Diap. Woroninae* Jacz. (1896).

*Hab.* praeter loco citata, in Moravia (PETRAK).

12. **Chorostate melaena** Rehm, Ann. Mycol. XI, 1913, p. 152. — Pseudostromatibus gregariis, in cortice extus late denigrato nidulantibus, eumque protuberantibus, demum perforantibus, intus stromate nigro obtectis, conoideis, obtusis, 1-2 mm. lat.; peritheciis in cortice infer. monostichis, 10-12 arete congregatis, globulosis, 0,5 mm. lat., in collum cylindraceum attenuatis, collis convergentibus in discum atrum epidermidis laciniis arete adhaerentibus cinctum, ostioliis prominulis plus minusve coalitis, hemiglobosis; ascis fusoides, 45-50  $\approx$  8, octosporis; sporis fusoides, utrinque obtusis, medio hand constrictis, rectis, 4-guttatis, demum? triseptatis, hyalinis, 12-14  $\approx$  3-3,5, distichis.

*Hab.* ad ramum putridum *Tiliae platyphyllae* (Tiliaceae), in horto regio Gross Sedlitz, Saxoniae (W. KRIEGER).

13. **Chorostate pustulata** (Desm.) Sacc., Ann. Mycol. XII, 1914, p. 288. — Ita vocanda est *Diaporthe pustulata* Desm., Sacc. Syll. I p. 610.

- APIOPORTHE** v. Höhnelt, Ber. deutsch. bot. Ges. XXXV, 1917, p. 249; (nom. nudum); Fragmente z. Mykol. 1049, in Sitz. k. Ak. d. Wiss. Wien 1917. Huc pertinent, sec. v. Höhnelt, *Diatrype anomala* Peck et *Dothidea virgultorum* (Fr.) Fuk.

- DIAPORTHE** Nits. em.— Syll. I p. 606, IX p. 702, XI p. 307 XIV p. 543, XVI p. 492, XVII p. 667, XXII p. 378.

#### I. *Euporthe*

1. **Diaporthe lagunensis** Sydow, Ann. Mycol. 18., 1920, p. 99. — Stroma nullum manifestum; perithecia pauca (2-4) in acervulos minutos usque 0,5 mm. longos caulem longe lateque ambientes din epidermide tectos tandem eam disruptentes collecta, 150-200  $\mu$  diam., linea nigra nulla conspicua, nucleo albo; asci aparaphysati, cylindraceo-fusoides, p. sp. 40-50  $\approx$  6-9, octospori; sporae distichae, oblongae, utrinque leniter attenuatae, sed apicibus obtusis, medio 1-septatae, leniter constrictae, grosse 4-guttatae, hyalinae, 11-14  $\approx$  3-4.

*Hab.* in caulibus *Allamandae Hendersonii* (Apocynaceae), Los Baños, prov. Laguna, Ins. Philippin. (F. B. SERRANO).

2. **Diaporthe Callicarpae** Peck, N. Y. State Mus. Bull. 150 (1910) p. 53 (1911). — Stromate effuso, tenui, ligni superficiem nigrificante; peritheciis ligno immersis, vulgo 2-6, depresso-globosis, 300-500  $\mu$

latis, nigris, ostioliis minutis ligni superficiem vix superantibus; ascis gracilibus, utrinque attenuatis, 60-80  $\times$  6-8; sporidiis distichis, 4-nucleatis, 12-15  $\times$  3-4.

*Hab.* in caulibus emortuis *Sambuci callicarpae* (Caprifoliaceae), Rolling Bay, Washington. Amer. bor. (BARTHOLOMEW).

3. *Diaporthe Evonymi* Dearness, Mycologia, 8., 1916, p. 99. — Stromate late effuso, interdum totos ramos circumdante, vel areas minutas 1-pauciperitheciigeras formante, corticem dealbante et lignum linea nigra circumscribente; peritheciis solitariis v. 2-4 aggregatis, non circumnatis, pro parte ligno infossis, globosis, 270-500  $\mu$  diam., ostiolo conico-cylindrico 100  $\mu$  cr., 100-130  $\mu$  longo, peridermium perforante; ascis tereti-fusoideis, sessilibus, 8-sporis, paraphysatis, 60-75  $\times$  11-15; sporidiis oblique monostichis v. subdistichis, oblongo-ellipsoideis, non constrictis, distincte 1-septatis, 12-15  $\times$  6-7.

*Hab.* in ramis emortuis *Evonymi atro-purpurei* (Celastraceae), Delaware Ont., Canada (J. H. BOWMAN).

4. *Diaporthe salinicola* Speg., Mycet. Argent. VI, Anal. Mus. Nac. Buenos Aires XXIII p. 54 (1912). — Peritheciis ligno corticato dealbatoque, nigro-limitato innatis, subseriatis, per corticis rimas ostioliis tenuibus breviter setuliformibus erumpentibus, globosis, 200-250  $\mu$  diam., membranaceis, sordide fusco-lutescentibus, in ostiolo gracili, 0,5-2 mm. longo, carbonaceo, exerto productis; ascis oblanceolatis, utrinque acuminatis, 50  $\times$  8, fluentibus; sporidiis oblique distichis, ellipsoideo-biconicis, hyalinis, localis aequilongis, saepius biguttulatis (mensurae desunt).

*Hab.* in caulibus aridis putrescentibusque *Atriplicis pamparum* (Chenopodiaceae) in horto botanico, La Plata, Argentina.

5. *Diaporthe brengleana* Sacc., Mycologia 12., 1920, p. 202. — Peritheciis laxe gregariis, ligno immutato sed linea stromatica percurso immersis, globosis, 350-500  $\mu$  diam., contextu minute celluloso atro-olivaceo; ostioliis erumpentibus tereti-conicis parum extantibus; ascis fusoides, apice rotundatis, 45-55  $\times$  8-9, paraphysatis, octosporis; sporidiis oblique 1-stichis, cylindraco-fusoideis, utrinque rotundatis, 14  $\times$  3,6, inaequaliter 4-guttulatis, hyalinis, leviter constrictis.

*Hab.* in ramis corticatis, interdum superficie atratis *Corniferae* (Cornaceae), Whitestone Gully, N. D., Amer. bor. — *A. D. crassicoli* ostiolo omnino diverso, etc. secedit.

6. *Diaporthe Nepetae* Gz. Frag., Trab. Mus. Nac. Cienc. Nat., ser. Bot. n. 4 (1914) p. 6 extr., fig. 1. — Pseudostromate effuso vel plerum-

que brevi, epidermide nigrificata tecto; peritheciis sparsis, gregariis vel hic inde subacervulatis, ligno insculptis, globoso-depressis, minutis, 100-175  $\mu$  diam., brunneis, ostiolo cylindræco recto vel obliquo usque ad 100  $\mu$  longo, rostelligo; ascis oblongis, basi attenuato-pedicellatis, apice foveolatis, 50-70  $\times$  12; sporidiis distichis vel subdistichis, ellipsoideis, utrinque subæquiuscule rotundatis, rectis, hyalinis, ad septum non constrictis, 4-guttulatis, 10-14  $\times$  4,5-5,5. Status pycnidicus verisimiliter *Phomopsis Nepetae* Gz. Frag., quod confer.

*Hab.* in ramulis emilibusque siccis *Nepetae tuberosae* (= *N. violaceae*) (Labiatae), in montibus Carpetanis, Hispania.

7. **Diaporthe recondita** Sacc., Notae Mycol. XX, Nuovo Giorn. bot. it. 5777  
23., 1916, p. 204. — Peritheciis late sparsis minutis, ligno dealbato sed linea stromatica tortuosa eximie nigro-limitato nidulantibus, cortice parum mutato tectis, globulosis, 120-130  $\mu$  diam. ostiolo non extante punctiformi, collo subnullo; contextu celluloso, olivaceo-fuligineo; ascis fereti-fusoideis, sessilibus apice obtusulis, lumine bifoveolatis, 30-35  $\times$  4,5-5; sporidiis distichis, oblongis, guttullatis (nondum maturis).

*Hab.* in ramis emortuis *Glicidiae maculatae* (Leguminosae), Los Baños, Ins. Philipp. — Etsi sporidia non omnino matura bona *Diaporthes* species videtur.

8. **Diaporthe rhamnigena** Petrak, Ann. Mycol. XIII, 1915, p. 48. — 5778  
Peritheciis late dispersis, saepe 2-4 dense gregariis, in cortice nigro-canescenti nidulantibus, ligno plus minusve, saepe omnino immer-  
sis, linea atra stromatica tortuosa per lignum excurrente signatis, globulosis, interdum paullum compressis, 0,4-0,5 mm. diam., membranaceo-coriaceis; ostiolis suberassis, sub epidermide saepe quasi repentibus, parum erumpentibus; ascis cylindræco-fusoideis sessilibus octosporis utrinque paullum angustatis, 50-60  $\times$  5-6, aparaphysatis; sporidiis fusoideis rectis, 9-13  $\times$  2,5-4, utrinque parum angustatis obtusulis, 3-4-septatis, ad septum medium tantum lenissime constrictis, 3-4 guttulas includentibus, hyalinis.

*Hab.* in ramis putrescentibus *Rhamnietarta* (Rhamnaceae), inter frutices, ad rivum « Ludina » dictum prope urbem « Mähr.-Weisskirchen », Moraviae orientalis.

9. **Diaporthe cydoniicola** Petrak, Ann. Mycol. XIII, 1915, p. 49 et Fl. 5779  
Boh. et Mor. exs. II Ser. 1., n. 1116. — Peritheciis in maculis parvis dispersis, raro confluentibus, dense gregariis, partim in cortice fere immutato, partim in ligno nidulantibus, magnis, interdum fere

seriatis, 0,5-1 mm. diam., linea nigra stromatica, profunde excurrente signatis, globosis, contextu pseudoparenchymatico, nigro-fusco, membranaceo-coriaceis; ostioliis confertim erumpentibus, elongatis, 0,5-1,5 mm. longis, epidermidem revolventibus; ascis fusoidis, utrinque parum angustatis, sessilibus, 30-50  $\times$  6-10, aparaphysatis; sporidiis fusoidis, 10-14  $\times$  2-4, 2-4-septatis, ad septum medium lenissime constrictis, guttulas 2-4 includentibus, hyalinis.

*Hab.* in ramis putrescentibus, corticatis *Cydonia e-japonica* (Rosaceae), in horto « k. k. Mil. Oberrealschule » urbis Mähr.-Weisskirchen, Moraviae orientalis.

10. **Diaporthe Mali** Mira, Agr. Exper. Sta. Bull., t. IV, 1915, p. 77, 5780  
 tab. 2-5; Mycologia, 11., 1919, p. 150.— Maculis plus minus effusis primum pallidis dein brunneis v. obscure brunneis, partes matricis molles, subspongiosas et sapore parum amaras reddens; mycelio ex hyphis intercellularibus septatis 2-5  $\mu$  cr. in culturis chlamidosporas et conidia mox gignentibus; chlamidosporis (in culturis) catenulatis cinerescentibus 10-14  $\times$  5-8; conidiis cylindraceis, rectis v. curvulis apice acutatis, hyalinis v. subchlorinis, 2-7 septatis ad septa constrictis v. non, 32-80  $\times$  3-4; pycnidiis cum conidiis difformibus (*Phomopsis Mali* Rob.?, *Phoma Pomi* Pass.)? nec nonnullis etiam Septoriaeformibus, continuis, 24-32  $\times$  1-3; peritheciis pycnidia circumdantibus, ostiolo distincte prominenti setuloso praeditis, sphaeroideis v. subsphaeroideis 300-450  $\mu$  diam.; ascis fusoidis, apice obtusis infra inconspicue pedicellatis, 45-52  $\times$  5-10, octosporis aparaphysatis; sporidiis distichis fusoidis, utrinque obtusis, uni-septatis, constrictis, in quoque loculo biguttulatis, hyalinis, 11-13  $\times$  3,5-4,5.

*Hab.* in fructibus, ramis et foliis *Piri Mali* (Rosaceae), cui valde noxia, et morbum « Heikwa no Hantenbyô » et « Diaportheose » dicto gignens, in Japonia boreali frequens.

11. **Diaporthe padicola** Petrak, Ann. Mycol. 14., 1916, p. 164.— Peritheciis late dispersis, saepe 2-6 dense gregariis, in cortice fere immutato nidulantibus, ligno plus minusve, saepe omnino immersis, linea atra stromatica tortuosa, per lignum excurrente signatis, globosis interdum parum compressis, membranaceo-coriaceis, fusco-nigrescentibus, 350-450  $\mu$  diam., ostioliis suberassis, parum vel vix erumpentibus. Ascis cylindraceo-fusoidis utrinque parum attenuatis sessilibus, 36-45  $\times$  5-8, octosporis aparaphysatis. Sporidiis fusoidis rectis utrinque parum angustatis obtusulis 1-3-septatis, ad septa non vel lenissime constrictis, guttulas 2-3 includentibus, 9-11  $\times$  2-3, hyalinis.

*Hab.* in ramulis putrescentibus *Pruni Padi* (Rosaceæ), pr. M. Weisskirchen, Moraviae. — *Diap. parabolicae* et *Diap. semiimmersae* affinis.

12. *Diaporthe umbrina* Ann. E. Jenkins, Journ. Agric. Res. 15., 1918, 5782  
p. 596, fig. 1-3, tab. D. — Peritheciis membranaceis, 2-5, in stromate valsiformi circa pycnidia immersis, globosis, rostratis, 100-290  $\mu$  diam., rostris saepe supra epidermidem prominentibus, 150-195  $\mu$  long.; ascis clavatis, subsessilibus, aparaphysatis 30-50  $\times$  4-8; sporidiis ellipsoideis plerumque hyalinis, maturis interdum pallide olivaceis, continuis v. pseudo-1-septatis, 8-11,2  $\times$  3,2-4. — Pycnidiiis subglobosis v. lenticularibus parietibus plerumque subtenuibus, supra incrassatis, immersis, erumpentibus, irregulariter ostiolatis, simplicibus v. locellatis, 200-300  $\mu$  diam.; conidiis subfusoides rectis v. curvatis, hyalinis, 4,8-11,2  $\times$  2-3,2; conidiophoris simplicibus v. ramosis, attenuatis, 12-14  $\mu$  long.

*Hab.* in ramis cancerosis *Rosarum*, pluribus locis in Georgia, Virginia, Columbia, Connecticut, America bor.

13. *Diaporthe citrincola* Rehm, Aseomye. Philipp. VI, Leaflets of Philipp. Botany, VI (1914) p. 2269. — Peritheciis gregariis, epidermide dilute nigrescente tectis, ligno immutato innatis, globulosis, 250  $\mu$  latis, in collum elongatis, ostiolo brevi conoideo nigro prorumpentibus, parenchymatice contextis; ascis fusiformibus, ? aparaphysatis, 35-40  $\times$  5-6; sporidiis distichis, oblongis, utrinque obtusis, rectis, medio septatis et subconstrictis, utraque cellula 1-2-guttata, hyalinis, 8-9  $\times$  3.

*Hab.* in *Citro nobile* emortuo (Rutaceæ), Los Baños, ins. Philipp. (M. B. RAIMUNDO).

14. *Diaporthe Boehmeriae* Speg., Mycet. Argent. VI, Anal. Mus. Nac. 5784  
Buenos Aires XXIII p. 54 (1912). — Peritheciis ligno albescente, lineis stromaticis nigris tenuibus repando-undulatis eleganter picto innatis, omnino immersis, cortice tectis eoque secedente punctulatum nigro-manifestis, globosis, majusculis, 200-400  $\mu$  diam., membranaceis, ostiolo carbonaceo non vel vix exserto praeditis; ascis fusoides, fluentibus, 50  $\times$  8-9; sporidiis oblique distichis, ellipsoideo-biconicis, rectis vel leniter inaequilateris, medio septatis, demum constrictis, hyalinis, 12-14  $\times$  5-6, loculis aequilongis, saepius grosse biguttulatis.

*Hab.* in caulibus aridis putrescentibus *Boehmeriae candidissimae* (Urticaceæ), in horto botanico, La Plata, Argentina.

II. *Tetrastaga*

15. **Diaporthe petrakiana** Sacc., Ann. Mycol. XII, 1914, p. 290. — Peritheciis gregariis nunc discretis, nunc paucis acervulatis, in cortice nidulantibus, dein ostiolo breviter papillato erumpentibus, globulosis, 400  $\mu$  diam., nigris, linea nigra stromatica tortuosa per lignum excurrente signatis; ascis fusoides, sessilibus, 45-50  $\times$  7-7.5, apice obtusulis bifoveolatisque, octosporis, aparaphysatis; sporidiis distichis fusoides utrinque rotundatis, rectis, 11.5-12.5  $\times$  3.5-4, quadriguttatis, ad septum indistinctum constrictis, hyalinis. 5785

*Hab.* in ramis corticatis *Aceris Pseudoplatani* (Aceraceae), M. Weisskirchen, Moravia (F. PETRAK).

16. **Diaporthe pusilla** Sacc., Ann. Mycol. XII, 1914, p. 289. — Peritheciis laxiuscule gregariis, in cortice nidulantibus et parce erumpentibus, globulosis, breviter obtuse papillatis, 250  $\mu$  diam., linea atra stromatica per lignum excurrente signatis; ascis tereti-fusoides, apice obtusulis bifoveolatisque, subsessilibus, 45-50  $\times$  6-7, aparaphysatis, octosporis; sporidiis tereti-fusoides, utrinque obtusis, 10-12  $\times$  3.5-4, quadriguttatis medio leniter constrictis, hyalinis. 5786

*Hab.* in ramis morientibus *Coryli Avellanae* (Betulaceae), M. Weisskirchen, Moravia (PETRAK). — Ab affini *D. revellente* dignoscitur peritheciis multo minoribus, aequè distributis, numquam valscio-aggregatis, ascis sporidiisque paullo brevioribus etc.

17. **Diaporthe celata** Sacc., Notae Mycol. XXII (Acc. Pad. 1917) p. 160. — Peritheciis laxè gregariis globosis v. globoso-depressis in cortice immutato nidulantibus, 300-400  $\mu$  diam., ostiolo punctiformi papillato, vix erumpente; contextu perithecii celluloso rufo-fuligineo (non olivaceo); ascis fusoides subsessilibus, apice obtusulis lumineque 2-foveolatis, 45-48  $\times$  7-7.5, octosporis, aparaphysatis; sporidiis distichis, crassiuscule oblongo-fusoides, 10-12  $\times$  3-3.5, medio lenissime constrictis, 4-guttatis, apicibus initio subimperspicue mucoso-apiculatis mox muticis. 5787

*Hab.* in ramulis morientibus *Thuyae* (Coniferae), Rigny (FLA-GEOLET). — Linea stromatica nigra nulla, hinc, prae ceteris, species diversa a *Diap. disputata*.

18. **Diaporthe densa** Sacc., Ann. Mycol. XII, 1914, p. 289. — Peritheciis late denseque gregariis, in cortice parum infuscato nidulantibus, cito erumpentibus et peridermiis laciniis arrectis cinctis, depresso-globulosis, 300-400  $\mu$  diam., nigricantibus, linea stromatica medioeri; ascis tereti-clavatis, subsessilibus, apice bifoveolatis, 48-

50  $\times$  6, octosporis, apapophysatis; sporidiis distichis fusoides subrectis, utrinque obtusulis, non apiculatis diblastis v. quadriguttulatis, hyalinis, 12-14  $\times$  4.

*Hab.* in ramis morientibus *Aesculi Hippocastani* (Hippocastanaceae), M. Weisskirchen, Moravia (F. PETRAK).

- 19 **Diaporthe transiens** Sacc., Ann. Mycol. XI, 1913, p. 558. — Peritheciis nunc sparsis, nunc seriatis, modo vero in caespitulos subvalseos collectis, cortice nidulantibus, globosis, nigris, 0,4 mm. diam. in ostiola cylindraceo-filiformia usque ad 1 mm. emergentia, modo solitaria modo fasciculata desinentibus; ascis tereti-fusoides, subsessilibus, 33-36  $\times$  7, lumine apice bifoveolatis, octosporis; sporidiis distichis tereti-fusoides, subrectis, 15-16  $\times$  4-4,3, utrinque macula mucosa pertenui initio auctis, 4-guttulatis demum tenuiter 1-septatis, non v. vix constrictis, hyalinis. 5789

*Hab.* in cortice emortuo *Aesculi Hippocastani* (Hippocastanaceae), Weisskirchen, Moraviae (F. PETRAK). — Linea stromatica nigra, perithecia plus v. minus numerosa excipiens, per corticem interiorum excurrit. A *Diap.* (Chorostate) *aesculicola* (Cooke) Berl. et Vogl. — Syll. IX p. 400 — imprimis differt sporidiis conspicue brevioribus. Ob dispositionem perithecorum revera ambigit inter *Tetrastagan* et *Chorostatem*.

20. **Diaporthe Genistae** Rehm, Ann. Mycol. XI, 1913, p. 152. — Peritheciis substromatice aggregatis, ramulos denique externe denigratos ambientibus, plerumque solitariis, cortici innatis, globulosis, 0,15 mm. lat. per epidermidem papillula crassa elongata, cylindrica, 0,15 mm. longa prorumpentibus; ascis fusoides, 50  $\times$  5, octosporis; sporis fusoides, rectis, medio septatis, hand constrictis, utraque cellula biguttata, hyalinis, distichis, 10-12  $\times$  2; paraphysibus filiformibus. 5790

*Hab.* ad ramulos *Genistae pilosae* (Leguminosae), prope Hambura, Moraviae (PETRAK). — *D. Vepris* proxima.

21. **Diaporthe ligustrina** Petrak, Ann. Mycol. XIII, 1915, p. 49, et Fl. Boh. et Mor. exsic. II Ser. I., n. 1115. — Peritheciis late dispersis, gregariis, in cortice nidulantibus cumque pustulatum elevantibus, nigris, membranaceo-coriaceis, 300-400  $\mu$  diam., globosis, demum ostiolo brevissimo erumpentibus; ascis cylindraceo-fusoides utrinque parum attenuatis, sessilibus, 42-55  $\times$  6-10, octosporis, apapophysatis; sporidiis mono-vel subdistichis, 1-3-septatis, ad septum medium tantum lenissime constrictis, fusoides, utrinque obtusulis, guttulis 2-4 includentibus, 9-13  $\times$  3-4, hyalinis. 5791

*Hab.* in ramulis siccis, corticatis *Ligustri vulgaris* (Oleaceae) « Svrcov » dicto prope urbem « Mähr.-Weisskirchen », Moraviae orientalis.

22. **Diaporthe minuta** Dearness et House, N. York St. Mus. Bull. n. 188, p. 30 (1916). -- Peritheciis minutis, 0,3 mm. cr., crebre sparsis, ostiolo nigro e cute lacerata parum conspicuo, carneo albo; ascis fusioideis, breviter stipitatis, 75  $\times$  6-7, profuse paraphysatis, paraphysibus linearibus ascos superantibus; sporidiis uniseptatis, parum constrictis, hyalinis, guttulatis, utrinque acutis, 15  $\times$  3.

*Hab.* ad ramos emortuos *Ceanothii americani* (Rhamnaceae), Albany, Amer. bor. (H. D. HOUSE).

23. **Diaporthe? exiguistroma** Dearn., Mycologia, 9., 1917, p. 348. -- Stromatibus minutis, sparsis, cortice immutato insertis, lignum non attingentibus nec linea nigra stromatica cinctis, epidermidem circulariter disruptentibus, circ. 0,3 mm. diam.; peritheciis 2-3 in quoque stromate, sectione albis, 100-200  $\mu$  diam., ostiolis obtusis, brevibus (vix conspicuis); ascis paucis in quoque perithecio, 75-90  $\times$  15, paraphysatis; sporidiis subdistichis, hyalinis, 1-septato-constrictis, 4-guttulatis, rectis curvulisve, utrinque rotundatis, 18-24  $\times$  6-7.

*Hab.* in ramis emortuis *Rosa e* sp. (Rosaceae), Vancouver Island (JOHN MACOUN). -- Praesentibus paraphysibus an potius var. *Metasphaeriae sepincolae*?

24. **Diaporthe recedens** Sacc., Ann. Mycol. XII, 1914, p. 290. -- Peritheciis laxe gregariis in cortice vix pustulato et colore immutato nidulantibus, globoso-conoideis, totis atris, 300-400  $\mu$  diam., ostiolo perexiguo vix conspicuo; contextu laxe celluloso fuligineo; linea stromatica obsoleta; ascis tereti-fusioideis subsessilibus apice rotundatis minuteque bifoveolatis, 60-75  $\times$  8,5, aparaphysatis, octosporis; sporidiis distichis v. rarius oblique monostichis, fusiformibus rectis curvulisve, quadriguttatis 1-septatis, non constrictis, 12-15  $\times$  3,5-4,5, hyalinis.

*Hab.* in ramis morientibus *Populi nigrae* (Salicaceae), M. Weisskirchen, Moravia (F. PETRAK).

25. **Diaporthe extranea** Sacc., Ann. Mycol. XII, 1914, p. 289. -- Peritheciis in cortice fere immutato nidulantibus, demum ostiolo brevissimo erumpentibus, late aequaliter gregariis, globosis, 0,4-0,5 mm. diam., linea nigra tortuosa stromatica per lignum excurrente signatis; ascis fusioideis, subsessilibus, 45-50  $\times$  7-7,5, apice bifoveolatis, aparaphysatis, octosporis; sporidiis distichis, fusioideis, tetrablastis v. 4-guttulatis, medio non constrictis, 11-12  $\times$  2,3-2,5, hya-

linis, interdum inaequilateris.

*Hab.* in ramis corticatis morientibus *Salicis purpureae* (Salicaceae), M. Weisskirchen, Moravia (F. PETRAK).

26. *Diaporthe Veronicae* Rehm in Petrak, Ann. Mycol. 14., 1916, p. 5796

165. — Peritheciis late dispersis in cortice nidulantibus, raro basi tantum vel fere omnino ligno immersis, linea atra stromatica per lignum excurrente signatis, subgregariis globosis, fusco-nigris, interdum plus minusve compressis, membranaceo-coriaceis, 350-500  $\mu$  diam., ostioliis plerumque brevibus tenuibus, saepe parum curvulis, raro plus minusve elongatis. Ascis cylindraceo-fusoideis utrinque parum attenuatis sessilibus, 42-50  $\times$  5-10, octosporis, aparaphysatis. Sporidiis oblongo-fusoideis utrinque obtusulis rectis, raro parum curvulis, 1-2-septatis, non vel ad septum medium tantum lenissime constrictis, guttulas 2-3 includentibus, 9-14  $\times$  4-5, hyalinis.

*Hab.* in ramis mortuis *Veronicae speciosae* (Scrophulariaceae), in hortis M. Weisskirchen, Moravia.

27. *Diaporthe rhanicensis* Petrak, Fl. Boh. et Mor. exsicc. II Ser. I, 5797

Pilze n. 1045; Ann. Mycol. XII, 1914, p. 477. — Stromatibus sparsis, in cortice nidulantibus eumque pustulatim elevantibus, demum perforantibus, basi 2-4 mm. diam.; peritheciis in cortice inferiore 12-30 irregulariter congregatis, globosis, membranaceo-coriaceis, fusco-atris 500-800  $\mu$  diam., in collum cylindraceum valde flexum attenuatis, collis convergentibus, discum atrum, laciniis epidermide vix adhaerentibus cinctum formantibus, ostioliis prominulis, plus minusve coalitis, hemiglobosis; ascis cylindraceo-clavatis, apice rotundatis, basim versus paullatim attenuatis, longiuscule stipitatis, 80-100  $\times$  9-12, pars sporif. 55-76; sporidiis subdistichis oblongo ovatis v. oblongo-ellipsoideis, utrinque rotundatis, medio uniseptatis, ad septum non v. perparum constrictis, hyalinis, 10-18  $\times$  3-6, loculis interdum uni-v. biguttulatis; paraphysibus tenuissimis filiformibus, ascis brevioribus v. fere aequilongis.

*Hab.* in ramo corticato putrido *Tiliae platyphylloae* (Tiliaceae), prope Teplitz ad flumem Beewa prope Mähr.-Weisskirchen, Moravia orient. — Ab aliis speciebus in *Tilia* viventibus distincta.

**MYRMAECIUM** (Nits.) Sacc. — Syll. I p. 600, XIV p. 492, XVII p. 675, XX p. 389.

1. ? *Myrmaecium Cannae* Dearn. et Barthol., Mycologia, 1917, p. 347. — 5798

Stromatibus minutis, 0,3-1 mm. lat., sparsis, amphigenis sed sae-

pius hypophyllis, erumpentibus, nigricantibus; peritheciis 1-pluribus (usque ad 17) in quoque stromate, nigris, globosis v. truncato-conicis, 90-180  $\mu$ . ostioli brevibus, obtusis, nigris, nitidulis; ascis breviter stipitatis. 60-90  $\times$  6-10, paraphysibus interdum ramosis; sporidiis hyalinis, 1-septatis, 10-15  $\times$  4-8, cellula sup. erassiore; peritheciis nonnullis conidiis lineari-oblongis, obscure 1-septatis, 15  $\times$  2,5-3, sporophoris suffultis repletis.

*Hab.* in foliis emortuis *Canna e indiae* (Camaceae), Cabo Rojo, Porto Rico (F. L. STEVENS).

2. *Myrmaecium Penicillariæ* Speg. in Anal. Mus. Nac. Buenos Aires 5799 XXVI p. 123 (1912) c. ic.—Stromatibus erumpentibus, lineari-subtorulosis, atris, opacis, matrice sordide cinerascete insidentibus, parvulis, 0,5-1,5  $\times$  0,2-0,25 mm.; peritheciis subglobosis, 150-180  $\mu$  diam., carbonaceis, substantia stromatica concolori pauca connexis, ostiolo circulari non papillato perforatis, contextu indistincto; ascis subfusoides, apice obtusis, basi cuneato-pedicellatis, 90  $\times$  14, paraphysibus longioribus copiose obvallatis; sporidiis oblique distichis, ellipsoideo-cylindraceis, utrinque obtusis, medio septatis, non constrictis, hyalinis, eguttulatis, 12  $\times$  4.

*Hab.* in culmis aridis subputrescentibus *Penicillariae* et *typhoidis* (Graminaceae), in cultis prope Daccar, Senegal.

**ENDOTHIA** Fr.—Syll. I p. 601, IX p. 700, XIV p. 550, XVII p. 675, XXII p. 390, 966.

De speciebus *Endothiae* confer absolutissimam monographiam ell. SHEAR et STEVENS in Bull. n. 380 Un. St. Depart. of Agricult., Jan. 1917, iconibus optimis illustratam. Species sic exponuntur:

Sect. I. *Sporidia breviter cylindrica v. allantoidea, continua v. pseudoseptata.*

1. *Endothia gyrosa* (Schw.) Fr., Summa V. S. p. 385 p. p., *Peziza cinnabarina* Schw. — Syll. VIII p. 399 (sub *Lachnella*). Sporulae 3-4  $\times$  1,5-2; sporophora 7-9  $\mu$ ; asci 25-30  $\times$  6-7; sporidia 7,5-10  $\times$  2-2,5 (quercicola, Amer. bor.).
2. *Endothia singularis* (H. et P. Sydow) Shear et Stev., l. c., *Caloplactis singularis* H. et P. Syd. 1912 (quercicola, in Colorado et New Mexico, Amer. bor.), cfr. inter Nectrioideas.

Sect. II. *Sporidia oblongo-fusioidea v. oblongo-ellipsoidea, matura 1-septata.*

3. *Endothia fluens* (Sow.) Shear et Stev., l. c. p. 16. *Sphaeria fluens* Sow. 1811, *Endothia gyrosa* (Schw.) Fuek.—Syll. I p. 601 — *Sphaeria radicalis* Schw. 1828, *End. radicalis* (Schw.) De Not., Syll. XXII p. 966.—*End. virginiana* P. et H. And., *End. pseudoradicalis* Petri — Sporulae 3,5 4  $\times$  2; sporoph. 10-24  $\mu$ ; 30-40  $\times$  6-8; sporidia 6,5-9  $\times$  3-4 (in Amentaceis etc., Europa, Asia, America).  
— Var. *mississippiensis* Shear et Stev. (in Quercu et Castanea, Amer. bor.).

1. **Endothia longirostris** Earle — Syll. XVII p. 675 — Sporulæ 2-4  $\times$  1-1,5; asci 25-35  $\times$  5-7; sporidia 7-7,5  $\times$  3-3,5 (in cortice arbor. ignotæ, Porto Rico).
5. **Endothia parasitica** (Murr.) P. et H. Aud., cfr. Syll. XXII p. 390. — Sporulæ 3,5-4,5  $\times$  1,5-2. Asci 40-50  $\times$  8; sporidia 8-9  $\times$  1-1,5 (imprimis castanicola, Amer. sept. anstr.).
6. **Endothia tropicalis** Shear et Stev., l. c. p. 20, *Nectria gyrosa* Berk. et Br. — Syll. XVII p. 784 (sub *Cryphonectria*). — Sporulæ 3,5-7  $\times$  1,5-2,5; asci 10-50  $\times$  7; sporidia 8-10  $\times$  4-4,5 (in Endocarpo glandulifera, Ceylon).

1. **Endothia pseudoradicalis** Petri, Studi Malattia del Castagno, in Ann. 5800  
R. Ist. Sup. Forest. Naz. v. II, 1917, Extr. p. 59, tab. III fig. 10.  
12. — Stromatibus rotundatis v. leniter elongatis pallide flavo-aurantiacis 1-1,5 mm. lat. 0,5-1 mm. alt.; pyenidiis oculis meandri-formibus praeditis; sporophoris 12-16  $\mu$  long. conidiis hyalinis 3-3-8  $\times$  2,5; peritheciis 1-raro 2-stratosis, 300-380  $\mu$  diam., parietibus leniter fuliginis plectenchimaticis, 30-36  $\mu$  cr. praeditis; collo nigro 0,2-0,7 mm. longo, ostiolo non prominenti; ascis 32-36  $\times$  6-8; sporis ovoideis v. ellipsoideis, uniseptato-constrictulis, raro monostichis plerumque irregulariter distributis, plerumque 6,5  $\times$  3,2, v. 6-8  $\times$  3-3,7.

*Hab.* in cortice aegroto *Castaneae sativae* (Fagaceae), Italia Centr.

2. **Endothia virginiana** P. J. et H. W. Anderson, Phytopathology, II 5801  
(1912) p. 261. — Stromatibus gregariis, tuberculato-pulvinatis, subsphaericis, ellipsoideis vel elongatis, erumpentibus, aurantiacis vel aurantiaco-rubris, subpulverulentis, in iuventute luteis; peritheciis in stromate profunde immersis, globulosis, 300-450  $\mu$  diam., in eolum atrum praelongum productis; ostiolis nigris, punctiformibus, haud raro rostellatis; ascis subelavatis, apapophysatis, octosporis, 32-37  $\mu$  longis; sporidiis irregulariter monostichis vel subdistichis, late fusoides, rectis, hyalinis, 1-septatis, leniter constrictis, 6-7  $\times$  2,5-3. Pyenidiis subsuperficialibus in stromatibus ipsis vel distinctis, piriformibus; sporulis minutis, bacillaribus, 3,6  $\times$  1,6, in cirrum luteum vel aurantiacum protinsis.

*Hab.* in ramis dejectis et in cortice *Castaneae dentatae* (Fagaceae) et *Quercus velutinae* (Cupuliferae), in Pennsylvania, West Virginia et Virginia, in Amer. bor.

3. **Endothia radicalis** (Schw.) De Not. — Syll. I p. 600 et XXII. p. 966 5802  
(nota).

*Hab.* (adde) in cortice nondum emortuo *Quercus myrsinifoliae* (Cupuliferae), Kawaue prov. Mino, Japonia (K. HARA). — Ipsissima species quae occurrit in Europa et America.

Nomen *E. radicalis* spectat ad Notarisium, non ad Friesium qui in Summa Veg. Scand. II p. 385, tantum genus condidit. Asci 38  $\approx$  5; sporidia 7-7.5  $\approx$  4, obsolete 1-septata.

4. **Endothia havanensis** Bruner, Mycologia 1916, p. 241, t. CXIII. — 580  
Stromatibus innato-erumpentibus, gregariis, initio laete flavis, dein aurantiis, demum flavo-brunneis, parte interiore ad perithecia laetius coloratis, subrotundis, verruciformibus v. elongatis, 2-15  $\times$  2-4 mm.; peritheciis nigris globosis, longicollibus, stromate immersis, 275-400  $\mu$  diam., ostioliis distractis, atris, varie elongatis, 200-1000  $\approx$  90-135; ascis subelavatis, 8 sporis, aparaphysatis, 33-41  $\approx$  5-7.5; sporidiis subdistichis fusoides, bicellularibus, constrictulis, typice minute guttulatis, hyalinis, interdum subinaequilateris, 7,4-9,5  $\approx$  2,9-4. Sporulis ex stromatibus cavitatibus irregularibus, oblongis, 3-4,5  $\approx$  0,8-1,6, hyalinis in cirros aurantio-flavos expulsis.

*Hab.* in cortice emortuo *Eucalypti occidentalis*, *E. botryoidis*, *E. rostratae*, *E. microphyllae*, *E. robustae* (Myrtaceae), nec non *Perseae gratissimae* (Lauraceae), *Mangiferae indicae* et *Spondiae Mombi* (Anacardiaceae), in ins. Havana et Cuba.

#### Sect. 5. **Phaeodidymae**

**MELANCONIELLA** Sacc. — Syll. I p. 740, IX p. 753, XIV p. 560, XVI p. 509, XVII p. 691.

1. **Melanconiella pallida** Rehm, Ann. Mycol. X, 1912, p. 397. — 580  
Peritheciis stromatice c. 1 mm. diam. nigre conjunctis, 6-8 arcte congregatis, nigris, in cortice interiore monostiche nidulantibus, globosis, 0,2 mm. diam., epidermidem conice elevantibus et disculo minutissimo nigro perforantibus, ostioliis perparvulis semiglobose prominentibus; ascis cylindraccis 250-300  $\approx$  20, octosporis: sporis ellipsoideis v. subelavatis, bilocularibus interdum cellula inferiore brevior, ad septum subconstrictis, fuscis, guttulis oleosis perparvulis primitus repletis, strato mucoso tenui obductis, 30-35  $\approx$  12-14, monostichis: paraphysibus?

*Hab.* in ramulis *Caryae amarae* (Juglandaceae), London Ontario Canada, Amer. bor. (J. DEARNESS). — Proxima *Mel. apocryptae* Ell. Huc pertinet *Melanconium pallidum* Peck.

**VALSARIA** De Not. et Ces. — Syll. I p. 741, IX p. 755, XI p. 318, XIV p. 560, XVI p. 509, XVII p. 691, XXII p. 390.

1. **Valsaria colludens** Rehm, Ascomyc. Philipp. V, Leaflets of Philipp. Botany, VI (1914) p. 2217. — Stromatibus gregariis, innatis, dein prorumpentibus, corticis laciniis cinctis, orbicularibus, 2-2,5 mm. latis; peritheciis plerumque 2-3 infra medium arete connatis, conoideis, hemisphaerice prominentibus, distincte papillulatis, ostiolo perspicuo pertusis, nigro-fuscis, glabris, 0,5-0,9 mm. latis, membranaceo-subcarbonaceo-contextis, fragilibus; ascis cylindraceis 130  $\approx$  25 circ., J +, paraphysatis; sporidiis monostichis, oblongo-ellipsoideis, medio septatis, vix constrictis, obscure fuscis, 30-35  $\approx$  15-17, strato mucoso tenui obductis.

*Hab.* in culmo *Gigantochloae* (Graminaceae), Luzon, Prov. Laguna, Los Baños, ins. Philipp. (C. F. BAKER).

2. **Valsaria insitiva** Ces. et De Not. — Sacc. Syll. Fung. I p. 741. — var. **Linderæ** Sacc., Ann. Mycol. XII, 1914, p. 298. — Ascis erasiusculis cylindricis, 95-120  $\approx$  14-15; sporidiis didymis, atrofuliginis, 14-16  $\approx$  9-11; stromatibus parvis 1-1,5 mm. diam., disco minuto.

*Hab.* in ramis corticatis emortuis *Linderæ Benzoin* (Lauraceae), London Ontario, Amer. bor. (J. DEARNESS). — Socius stat. pyrenid. *Diplodia insitiva* Sacc. — Var. **Coluteae** Sacc., l. c. p. 298. — Ascis angustioribus 100-120  $\approx$  11; sporidiis didymis 16-18  $\approx$  8-9; stromatibus majusculis, elevatis, 1,5-2 mm. diam., disco latiusculo.

*Hab.* in ramis corticatis emortuis *Coluteae arborescens* (Leguminosae), London Ont., Amer. bor. (J. DEARNESS).

3. **Valsaria haraeana** (Syd.) Syd. in Th. et Syd., Ann. Myc. 13., 1915, p. 339, *Dothidea haraeana* H. et P. Sydow, Ann. Mycol. XI, 1913, p. 267. — Stromatibus innato-erumpentibus, rotundatis, pulvinatis, peridermio rupto cinctis, atris,  $\frac{1}{4}$ - $\frac{3}{4}$  mm. diam., superficie obloculos prominulos rugulosa; loculis 5-20 in quoque stromate; ascis cylindraceis, 70-95  $\approx$  10-12, octosporis; sporidiis monostichis, ellipsoideis v. ellipsoideo-oblongis, utrinque late rotundatis, medio 1-septatis et constrictis, castaneo-brunneis, 14-17  $\approx$  7-8.

*Hab.* in ramis siccis *Lespedezae* sp. (Leguminosae), Kawayemura prov. Mino, Japoniae.

4. **Valsaria Streblii** Rehm, Ascomyc. Philipp. VI, Leaflets of Philipp. Bot. VI (1914) p. 2270. — Stromatibus gregariis, cortici interiori haud denigrato innatis, peridermium prorumpentibus, lenticularibus, atris, glabris, 1-1,5 mm. latis; peritheciis 3-5, globulosis, 200  $\mu$  diam., minute papillulatis, demum collabentibus, membranaceis; ascis cylindraceis, filiformi-paraphysatis, 150  $\approx$  20-25, J-; sporidiis monostichis biseoctiformibus, utrinque obtusis, medio valde con-

strictis, levibus, obscure fuscis, 30-33  $\times$  15-17.

*Hab.* in ramo emortuo *Streblia asperis* (Moraceae), Los Baños, ins. Philipp. (M. B. RAIMUNDO).

5. **Valsaria Cinnamomi** (Ces.) Sacc., Syll. 1, p. 718 et Notae Myc. XXIV 5809  
p. 9 (Bull. Orto bot. Napoli).

*Hab.* (adde) in cortice duriore emortuo *Eugeniae grandis* (Myrtaceae), cultae, Singapore (BAKER). — Stromata extus eximie rufa ostiolis nigricantibus punctata, coriaceo molliuscula, intus albidocinerea et serius fusca; contextus peritheciis nigrescens; asci cylindrici, 50  $\times$  8; sporidia oblique monosticha, ovato-ellipsoidea, 1-septata, non constricta, 8-10  $\times$  4,5-5, lacte olivaceo-brunnea. Bene congruit species cum diagnosi Cesatiana.

6. **Valsaria Citri** Rehm, Ascomyc. Philipp. VI, Leaflets of Philipp. Bot. 5811  
VI (1914) p. 2270. — Stromatibus in ligno decorticato fere sessilibus, orbicularibus vel elongatis, atris, glabris, saepe confluentibus, 1-3 mm. diam. vel longis; peritheciis 3-5 innatis, globosis, stroma verrucose elatum papillula minima superantibus, monostichis, 0,5 mm. latis; ascis cylindraccis, octosporis, 100  $\times$  10, paraphysibus filiformibus obvallatis; sporidiis monostichis, biscocetiformibus, medio valde constrictis, fuscis, 15  $\times$  8.

*Hab.* in *Citro nobile* (Rutaceae), emortuo, Los Baños, ins. Philipp. (M. B. RAIMUNDO).

7. **Valsaria hypoxyloides** Rehm, in Theissen Ann. Mycol. X, 1912, p. 12 5812  
cum icon. — Stromatibus gregariis, 0,7-1,2 mm. diam., saepius in caespitulos usque 2,5 mm. latos, 1-1,3 mm. altos connatis, ferrugineo-brunneis, vertice corroso-rugosis, ostiolis prorumpentibus nigro-papillatis, intus griseo-atris; peritheciis immersis botuliformibus, cavitate elliptica, 420-470  $\times$  300-350, in collum 180-250  $\mu$  long. et 40-55  $\mu$  latum productis, densiuscule stipatis; ascis cylindraccis, breviter pedicellatis, p. sp. 78-90  $\times$  8-10, octosporis; sporis monostichis, brunneis, verrucosis, ellipsoideis ad septum medium leniter constrictis, 12,5-14  $\times$  7-8 (raro usque 17  $\mu$  long.).

*Hab.* in ligno denudato, Sao Leopoldo Rio Grande do Sul, Brasilia (RICK). — *Vals. pseudohypoxylois* Speg. proxima a qua differt sporis verrucosis, colore stromatis etc. *Vals. Cinnamomi* (Ces.) Sacc. etiam affinis.

8. **Valsaria discoidea** Rehm, Ascomyc. Philipp. V, Leaflets of Philipp. 5813  
Botany, VI (1914) p. 2216. — Stromatibus cortice intus denigrato gregarie innatis, ramulum ambientibus, plerumque seriatim prorumpentibus, lenticularibus, epidermide cinctis, fere discoideo-orbi-

ularibus, fuscidulis, primitus albido-conspersis, non carbonaceis, 1-2 mm. latis; peritheciis 10-12 monostichis, arcte congregatis, conoideis, distincte papillulatis, 150  $\mu$  circ. latis, apicem stromatis plus minusve elevantibus et prominentibus, parenchymatice fusco-contextis; ascis clavatis, 80-90  $\times$  10, J-, paraphysibus filiformibus, 1.5  $\mu$  cr., septatis; sporidiis ellipsoideis, medio septatis vix constrictis, fuscis, 12-14  $\times$  5, plerumque in superiore ascis parte, 35-40  $\mu$  longa distichis.

*Hab.* in ramulis putridis deciduis, Luzon, Prov. Laguna, Los Baños, ins. Philipp. (S. A. REYES).

9. **Valsaria consors** Rehm, Ascomyc. Philipp. II, in Philipp. Journ. of Sci. VIII (1913) p. 259. — Stromatibus ramulam ambientibus, in ligno late denigrato sub cortice nidulantibus, demum prouidentibus, conoideis, atris, 1 mm. circ. diam.; peritheciis 8-10 monostichis, globosis, nigris, 250  $\mu$  diam., in collum longum ambientibus et in disculum hemiglobosum conjunctis, ostiolis conoideis, parvulis, prominentibus; ascis cylindraceis, octosporis, filiformi-paraphysatis, 90-100  $\times$  8, J-; sporidiis monostichis, oblongis, biscoetiformiter medio constrictis ibique septatis, fuscis, 12-14  $\times$  5-6. 5813

*Hab.* in ramulo emortuo humo jacente, Luzon, Prov. Laguna, Los Baños, ins. Philipp. (C. F. BAKER). — Affinis V. *Staphylinæ* E. et E. et V. *kriegerianæ* Rehm.

- ANISOMYCES** Theiss. et H. Sydow, Ann. Mycol. XII, 1914, p. 270. — 5814

Stroma peritheciigerum verruciforme, per epidermidem erumpens et liberum, subtus non profundius folio immersum, parenchymaticum. Perithecia stromati immersa, sphaeroidea, collo longiore periphysibus instructo superficiem attingentia. Asci paraphysati octospori. Sporidia didyma, brunnea, cellula inferiore minuta papilloidea. — A *Valsaria*, cui proxime affine, differt fabrica sporarum et stromate subsuperficiali. — Hue pertinet secund. Theiss. et H. Sydow *Dothidea papilloideo-septata* P. Henn., Sacc. Syll. XVII p. 852, et tunc dicenda *Anis. papilloideo-septata* (P. Henn.) Theiss. et Syd. (in foliis *Sapindaceæ* sp., in Amazonia).

- PHAEOSPERMA** (Sacc.) Trav. — Syll. XXII p. 393.

1. **Phaeosperma? Bohemeriae** Spég., Mycet. Argent. VI, Anal. Mus. Nac. Buenos Aires XXIII p. 55 (1912). — Peritheciis matrice fere immutata plus minusve insculptis, quandoque totis immersis, laxe gregariis, primo tectis dein, cortice secesso, plus minusve nudatis, 5815

lenticularibus, parvis, 150-200  $\mu$  diam., membranaceis, atris, glabris, papillato-ostiolatis, contextu dense minuteque parenchymatico, olivaceo; ascis clavatis breviter crasseque pedicellatis, 150  $\times$  20, paraphysibus filiformibus densissime obvallatis, octosporis; sporidiis distichis, ellipsoideo-biconicis, utrinque acutiuscule rotundatis, 35-40  $\times$  15-18, medio septatis, ad septum constrictulis, levibus, subopace fuliginosis, primo grosse 2-guttatis dein eguttulatis.

*Hab.* in ramis aridis putrescentibus Bohemeriæ candidissimae (Urticaceae), in cultis prope La Plata, Argentina.

**PSEUDOTHIS** Theiss. et Syd., Ann. Mycol. 12., 1914, p. 274. — Theissen, Ann. Mycol. 16., 1918, p. 179, cum icon. — Gen. *Valsariae* affinis, sed differt stromatibus foliicolis fere superficialibus, clypeo epidermali nigro nitido tectis, demum prominenti. Stroma rubro-brunneum verruciforme. Perithecia stromati omnino immersa, globulosa, collo brevi paraphysibus instructo praedita. Asci paraphysati cylindraco-clavati octospori. Sporidia phaeodidyma. — A gen. *Anysomyces* clypeo diversum. — Typ. gen. *Ps. Machaerii* (Rehm) Th. et Syd., *Dothidella M. Henn.*, Syll. XIV p. 676.

1. **Pseudothis Caseariae** Theissen, Ann. Mycol. 16., 1918, p. 182, fig. 4<sup>3</sup>. — Plerumque 0,5-1 mm. lata, raro usque 1,5 mm. elongata; peritheciis e depresso globosis usque globosis, in ligno usque 1 mm. alt., collo 300-350  $\mu$  longo; sporidiis 12-14  $\times$  5-6; stromate supra vinoso, loculis e rotundato-ellipsoideis ellipsoideis praedito; conidiis e globosis ellipsoideis, 6-8  $\times$  6, pallide brunneis.

*Hab.* in foliis, petiolis ramulisque Caseariae sp. (Flacourtiaceae), Rio Grande do Sul, Brasilia.

2. **Pseudothis Pterocarpi** (Syd.) Sydow, in Th. et Syd., Ann. Mycol. 13., 1915, p. 339, *Dothidea Pterocarpi* Syd., Enum. Philipp. Fungi I, in Philipp. Journ. of Sci. VIII (1913) p. 280. — Stromatibus epiphyllis, superficialibus, sparsis vel paucis aggregatis, rotundatis, hemisphaerico-pulvinatis, atris, opacis, 0,33-1 mm. diam., rugulosis; loculis paucis, 1-5, in quoque stromate, majusculis; ascis cylindraco-clavatis, apice obtusis, 48-60  $\times$  10-16, octosporis; sporidiis distichis, ovato-oblongis vel oblongis, valde inaequaliter 1-septatis, fusco-brunneis, 10-13  $\times$  5-7, loculo basali 3-4  $\mu$  tantum longo.

*Hab.* in foliis languidis Pterocarpi indicii (Leguminosae), Cebu, ins. Philipp.

3. **Pseudothis Bauhiniae** Theissen, nom. nov., Ann. Mycol. 16., 1918, p. 183. — Sporidiis 10-11  $\times$  4-5,5, loculis inaequalibus praeditis.

*Hab.* in *Bauhinia Vahlii* (Leguminosae), Calcutta, Indiae. — Syn. *Rousoella Bauhiniae* v. Höhm. (Fragm. n. 774) sed fungus immaturus, non *Rouss. Bauhiniae* (Wint. in *Trabutia*) v. Höhm., see. Theiss. et Syd., Ann. Mycol. 13., 1915, p. 187.

4. ***Pseudothis congensis*** Theissen nom. n., Ann. Mycol. 16., 1918, p. 184. — 5819

Ita vocanda est *Homostegia Pterocarpi* Pat. et Har. nec *Pseudothis Pterocarpi* (Syd. in *Dothidea*) Syd. et Th., infr. supra.

5. ***Pseudothis cingulata*** Sydow, Engler Botan. Jahrbüch., 54., 1916, 5820

p. 257. — Stromatibus amphigenis, maculis orbicularibus flavidis vel flavo-brunneolis 1-1.5 cm. diam. insidentibus, plus minus dense aggregatis, basi sub epidermide immersis, dein erumpenti-subsurfacealibus, verruciformibus, atris, 250-400  $\mu$  latis, usque 300  $\mu$  altis, ex cellulis rufo-brunneis parenchymaticae contextis; peritheciis singulis vel paucis in quoque stromate, globulosis, superne in collum stromatis superficiem fere attingens crassiusculum periphysatum abeuntibus: ascis mox evanidis, paraphysatis; sporidiis oblique monostichis usque distichis, oblongis, rufo-brunneis, totis 10-12  $\approx$  4-4.5, loculo supero multo majore et saepissime zonula subhyalina cinctis, infero 3  $\mu$  tantum longo et lato; conidiis simul praesentibus varie globulosis, continuis, brunneis, 7-10 diam.

*Hab.* in foliis vivis Leguminosae cujusdam, ad flum. Leonh. Schultze, Nova Guinea nord-or., Africae (LEDERMANN).

### Sect. 6. Hyalophragmiae

**HOLSTIELLA** P. Henn. — Syll. XIV p. 593, XXII p. 395.

1. ***Holstiella Eutypa*** Rehm. Aseomyc. Philipp. V, Leaflets of Philipp. 5821

Botany, VI (1914) p. 2217. — Stromatibus gregariis, sub cortice innatis, eo demum delapso in ligno fuscato denudatoque sessilibus, corticis reliquiis obtectis, irregulariter orbiculari-convexis, 2-3 mm. diam., 1 mm. usque altis, fusco-nigris, eutypoideis, intus nigris; peritheciis 5-8 stromate innatis, globulosis, 150  $\mu$  circ. diam. monostichis, ostiolis conoideis vix conspicuis praeditis; ascis clavatis, apice rotundatis, J., 150  $\approx$  20, filiformi-paraphysatis; sporidiis distichis, fusiformibus, rectis, primitus medio tantum septatis dein 3-septatis, non constrictis, hyalinis, 45-50  $\approx$  10-12, strato mucoso tenni obductis.

*Hab.* in ramo arboris delapso, Luzon, Prov. Laguna, Los Baños, ins. Philipp. (S. A. REYES).

**CALOSPORA** Sacc. — Syll. II p. 231, IX p. 871, XI p. 341, XIV p. 593, XVII p. 717, XXII p. 395.

1. *Calospora suecica* Rehm in Vöngel, Svensk Bot. Tid. 1911, V. p. 327. — Peritheciis sub epidermide dilute cinerescente et haud elevata acervulatum monostiche 15-20 arcte congregatis, glabris, globosis, 150  $\mu$  diam., collis tenuissimis convergentibus et in papillam parvulam nigram vix prominentem coarctatis; ascis clavatis, 50-60  $\times$  8-9, octosporis; sporidiis oblongo-cylindraceis, utrinque obtusis valde curvatis, 3-septatis, hyalinis, 12-14  $\times$  2-2,5, in superiore ascis parte congestis; paraphysibus praelongis, filiformibus, 2,5  $\mu$  cr.

*Hab.* in ramis emortuis *Salicis nigricantis* (Salicaceae), Umea, Suecia. — Affinis videtur *Calosporae* (*Calosphaeria*) *taediosae*. Pycnidia nulla observata.

**PHAEODIAPORTHE** F. Petrak; Ann. Mycol. 17., 1919, p. 99. — Est *Diaporthe* sporidiis brunneis donata.

1. *Phaeodiaporthe Keissleri* F. Petrak, l. c. — Stromatibus tunc sparsis tunc subgregariis peridermio immersis, valsaceis e basi subrotundata subconoideis, basi 1-2 mm. circ. latis; peritheciis uniseriatis, irregulariter distributis, 450-600  $\mu$  circ. cr.; ostiolo cylindraceo prominenti; ascis anguste elongato-clavatis, apice late rotundatis, octosporis, sessilibus, 165-190  $\times$  24-30; sporis subdistichis, elongato-ellipsoideis v. elongato-ovoideis, utrinque angustatis et apice obtusatis, medio uni-septato-constrictulis utrinque apiculo 3-5  $\mu$  longo 4,5-6  $\mu$  lato praeditis, obscure viridi-olivaceis, 25-38  $\times$  12-16; paraphysibus nullis.

*Hab.* in ramis siccis? *Aesculi Hippocastani* (Hippocastanaceae), in horto Mil. Oberrealschule Mähr. Weisskirchen, Austria (F. PETRAK).

### Sect. 7. *Phaeophragmiae*

**THYRIDARIA** Sacc. — Syll. II p. 140, IX p. 821, XI p. 331, XIV p. 578, XVII p. 741, XXII p. 398.

1. *Thyridaria californica* Rehm, Ann. Mycol. IX, 1911, p. 365. — Perithecia in cortice late dealbata, intus late denigrata, demum elevata late gregarie innata, primitus dispersa, dein plura arcte conata, globoso-conoidea, papillula obtusa minima prorumpente, 0,5 mm. diam., haud carbonacea, parenchymatice fusee contexta glabra; ascis cylindraceis, octosporis, 70-80  $\times$  7-9, J ope —; sporae oblongae,

utrinque rotundatae, rectae, 3-septatae, ad septa vix constrictae, subfuscae,  $12 \approx 4$ , monostichae; paraphyses filiformes, septatae,  $2 \mu$  cr.

*Hab.* ad ramulos *Umbellulariae californicae* (Lanraceae), Montes circa Claremont, Los Angeles S. California, U. S. America (BAKER et METZ). — Proxima *Thyr. rigniacensis* Sacc. et Flag., ascis clavatis, longe stipitatis sporisque diversa.

2. **Thyridaria minor** Sacc., Mycol. XII, 1914, p. 228. — Sacc., Syll. Fung. 5825 II, p. 140 (ut var. *Thyrid. incrustantis*). — Stromatibus gregariis subentateo-erumpentibus, verruciformibus, suborbicularibus, 1-1.3 mm. diam., nigris fulvo-purpureis; peritheciis 5-8 in quoque stromate, globosis, nigris, ostioliis brevibus papillatis; ascis cylindraceis filiformi-paraphysatis  $110-140 \approx 7$ , octosporis; sporidiis tereti-oblongis, utrinque rotundatis,  $16-19 \approx 4,5$ , guttulatis, brunneis, 3-septatis, constrictulis.

*Hab.* in ramis corticatis emortuis *Coluteae arboreseentis* (Leguminosae), London Ont., Amer. bor. (J. DEARNESS). — A *Thyridaria incrustante* notis datis satis distinguitur.

3. **Thyridaria eminens** Rehm, Ascom. Philipp. VIII, in Leaflet of Philipp. Bot. VIII, 1916, p. 2957. — Perithecia sub cortice in ligno late atrato nidulantia valsiformiter 5-10 conjuncta, orbiculariter stromatice circiter 3 mm. lata in basi denigrata collecta, per corticem prorumpentia, minutissime papillulata, poro pertusa, nigro-fusca membranacea, nigro-coerulea e cellulis circiter  $15 \mu$  latis confecta, glabra, demum verrucosula primitus 0,5 mm. lata dein 1,25 mm. longa, 1 mm. lata, ascis elongato-ovoideis  $120 \approx 30$ , 8-sporis; spora oblongae, utrinque obtusae, 1-3 septatae non constrictae, flavidulae,  $30 \approx 12$ , distichae. Paraphyses filiformes.

*Hab.* in *Streblaspere* emortuo (Moraceae), Los Baños, Ins. Philipp. (M. B. RAIMUNDO).

4. **Thyridaria calamincola** Rehm, Ascom. Philipp. VIII, in Leaflets of Philipp. Bot. VIII, 1916, p. 2957. — Perithecia innata cortice demum delapso superficialia, valsiformiter 6-8 monostiche circa spermogonium in areola nigra, 3-3,5 mm. lata arete congregata, conoidea, minutissime papillulata 1 mm. alta, 1 mm. lata, nigra, primitus corticis adhaerentibus obtecta, carbonacea; asci fusiformes, perlongi, 4-8 spori; spora elongato-fusifformes utrinque aentatae, rectae, 1-dein 5-7 septatae non constrictae fuscae,  $80 \approx 10-14$ , paraphyses?

*Hab.* in *Calamo* emortuo (Palmae), Mt. Maquiling, Ins. Phi-

- lipp. (C. F. BAKER). — *Thyr. Crocosareae* (B. et B.) Cke proxima.
5. **Thyridaria aurata** Rehm, *Ascom. exsicc. fasc. 54 n. 2101*, *Ann. Mycol.* XII, 1914, p. 172. — Peritheciis sub peridermio in ligno denigrato stromaticae conjunctis nidulantibus, 10-12 arete orbiculariter 1-2 mm. late acervulatis, per epidermidem laciniatam prorumpentibus, atris, subglobosis, dein piriformibus, pruina aureo-fulva obtectis; minute papillulatis, 0,3-0,8 mm. latis et altis, subcarbonaceis, non pilosis; ascis clavatis,  $150 \times 12$ , octosporis; sporis fusoidis, subaentatis, rectis v. curvatis, medio septatis, vix constrictis, utrinque cellula 2-magniguttata dein 3-septata, hyalinis, distichis,  $25 \times 5-6$ ; paraphysibus filiformibus  $2 \mu$  cr., hyalinis.
- Hab.* ad ramos putridos *Crataegi* (Rosaceae), London Ont. Canada, Amer. bor. (DEARNESS). — *Th. Sabillei* et *Th. pulveraceae* diversa. Verisimiliter eadem est ac infra n. 7, ubi vero diversa, quod nescimus, nomen mutandum.
6. **Thyridaria tarda** Bancroft, *Departm. of Agric. Feder. Malay States Bull.* 1911 n. 9. — Teste Cl. E. J. BUTLER huc pertinet *Botryodiplodia Theobromae* Pat., *Syll.* XXII p. 1011.
- Hab.* parasitica in cortice ramulorum *Theobromae*, *Albiziae*, *Theae*, *Sacchari*, etc., in tropicis.
7. **Thyridaria aurata** Rehm, *Ann. Mycol.* X, 1912, p. 392. — Peritheciis plus minusve 10 arete congregatis, rarius dispersis v. solitariis sub cortice in ligno superficialiter denigrato nidulantibus, dein prorumpentibus, subglobosis v. piriformibus, minute papillulatis, 0,3-1 mm. diam., atris, pruina aureo-fulva obductis, subcarbonaceis, fuscae nigre contextis, senilibus nigris, haud pilosis; ascis clavatis, c.  $150 \times 15$ , octosporis; sporis fusiformibus, utrinque aentatis, rectis v. subcurvatis, primitus 1- dein 3-5-septatis, cellulis, excl. apicalibus, 1-magniguttatis, ad septa subconstrictis, hyalinis demum fuscidulis,  $25-30 \times 6-8$ , distichis; paraph. filiformibus, hyalinis,  $2 \mu$  cr.
- Hab.* ad lignum mucidum, Ybbsitz, Austriae inf. (P. LAMBERT). — Ob sporas magnas distincta species. Affinis etiam *Thyrid. Sabillei* Sacc. et Flag. Vide supra n. 5.

**KALMUSIA** Niessl. — *Syll.* II p. 142, IX p. 822, XI p. 331, XIV p. 578, XVII p. 742, XXII p. 398.

1. **Kalmusia epimelaena** Sacc., *Ann. Mycol.* XII, 1914, p. 290. — Peritheciis ligno superficie late denigrato immersis, globulosis, gregaris, 0,5-0,7 mm. diam. nigris, ostiolo vix emergente obtuse papillato; ascis cylindraceis apice rotundatis, sensim breviter stipitatis,

140-150  $\times$  9-10, p. spor. 110-120  $\mu$  longa, paraphysibus copiosis filiformibus subcoalescentibus obvallatis, 4-6-sporis, lumine apice 1-foveolato; sporidiis monostichis oblongo-fusoideis, 25-28  $\times$  7-8, utrinque obtuse tenuatis, subrectis, 3-septatis, ad septum medium lenissime constrictis, fuliginosis.

*Hab.* in ligno emortuo indurato Robiniae Pseudacaciae (Leguminosae), M. Weisskirchen, Moravia (F. PETRAK). — Pulera et distincta species.

2. **Kalmusia Philippinarum** Rehm, Ascomyc. Philipp. V, Leaflets of Philipp. Botany, VI (1914) p. 2218. — Peritheciis sparsis, ligno late superficialiter denigrato ceterum immutato innatis, cortice tectis, conoideis, fusco-nigris, 0,5-0,7 mm. diam., ostiolo conoideo, poro lato pertuso, corticem perforante et subprominente, membranaceo-coriaceo-contextis; ascis cylindraceis, 150  $\mu$  usque longis, 15  $\mu$  latis, J-, filiformi-paraphysatis; sporidiis monostichis, ellipsoideis, medio septatis, non constrictis, utraque cellula biguttata, denum 4-cellularibus, cinereo-flavidulis, 25  $\times$  9-10. 5832

*Hab.* in ramulo putrido, Luzon, Prov. Laguna, Los Baños, ins. Philipp. (S. A. REYES).

### Sect. 8. Phaeodictyae

**THYRIDIDIUM** Sacc. — Syll. II p. 323, IX p. 920, XI p. 348, XIV p. 609, XVI p. 553, XVII p. 767, XXII p. 401.

1. **Thyridium flavum** Petch, Ann. R. Bot. Gard. Peradeniya, v. VI, P. III, 1917, p. 226. — Stromatibus flavis, 0,5 mm. crass., multis mm. long. et alt., cortice immersis, hyphis flavis et cellulis corticis compositis; peritheciis subremotis, globosis, 0,3 mm. diam., sicco facile separabilibus, pariete tenui membranaceo, brunneo. sicco collapsis, ostioliis conicis, immersis, non convergentibus; ascis cylindraceis, octosporis, parte sporifera 80  $\times$  10; paraphysibus numerosis; sporis oblongo-ovoideis, episporio crasso, muriformibus, transverse triseptatis, longitudinaliter uniseptatis, nigro-fuliginosis, septis nigris, vel fere opacis, 16-20  $\times$  8-10; pyrenidiis superficialibus, gregariis, basi confluentibus, subglobosis vel ovalibus, nigris, pariete crasso, interne flavis; sporis bacillaribus, hyalinis, 3-4  $\times$  1, 5833

*Hab.* in ramis emortuis Heveae brasiliensis (Euphorbiaceae), Peradeniya, Ceylon.

2. **Thyridium Ceanothi** Dearn. et House, N. Y. St. Mus. Bull. n. 179 (1915) p. 31. — Peritheciis carbonaceis dense et aequaliter sparsis, 5834

globosis, 160-300  $\mu$  diam., epidermidem sublevantibus, clypeo stromatico atro tectis, ostioliis brevibus punctiformibus; ascis paraphysatis, clavatis, stipitatis, usque ad 300  $\mu$  longis, parte spor. 75-90  $\approx$  6-12; sporidiis subdistichis, superne late rotundatis, inferne subacutis, fumoso-brunneis, 3-septatis, interdum etiam septis longitudinalibus praeditis, 15-20  $\approx$  5-6.

*Hab.* in ramis emortuis *Ceanothi americani* (Rhamnaceae), N. Y., Amer. bor. — Non v. vix diversum a praecedenti.

3. **Thyridium tuberculatum** Rehm, Ann. Mycol. IX, 1911, p. 365. — Stroma per corticem intus nigratum extensum tubercula convexa nigra, peridermium elatum disruptentia, c. 1 mm. diam. formans; perithecia 2-4 arete congregata, globulosa, 0,3-0,4 mm. diam., excipulo fusco, intus hyalino crasso cineta, monostiche posita, collis in tuberculum abientibus ibique poro minutissimo vix conspicuis; ascii cylindranei, c. 130  $\approx$  12, octospori; sporae oblongae v. oblongo-ellipsoideae, utrinque plus minusve obtusae 3-septatae, medio valde constrictae, cellulis mediis semel longitudinaliter divisis, 15-20  $\approx$  7-8, flavo-fuscis, monostichis; paraphyses filiformes.

*Hab.* ad ramulos *Ceanothi* (Rhamnaceae), Montes circa Claremont, Los Angeles, S. California U. S. America (BAKER). — *Thyrid. personatum* (Cooke et Harkn.) Berl. forma *tuberculorum* imprimis divergit; quoad tubercula *Thyridium contiguum* (E. et E.) Berl. approximans.

4. **Thyridium andicola** Speg., Mycet. Argent. VI, Anal. Mus. Nac. Buenos Aires XXIII p. 70 (1912). — Peritheciis hinc inde laxe gregariis, ligno extus nigrificato intusque immutato omnino immersis, globosis, 250-350  $\mu$  diam., atris, coriaceo-carbonaceis, ostiolo brevissimo non vel vix exserto praeditis, contextu indistincto; ascis cylindraneis, breviter crasseque pedicellatis, dense paraphysatis, 100-120  $\approx$  16-18; sporidiis saepius oblique monostichis, ellipsoideis, utrinque rotundatis, typice 3-rarius 5-7-septatis, medio tantum constrictis, septo longitudinali solitario, saepe interrupto vel omnino earente, olivaceis, 20  $\approx$  8.

*Hab.* in ramis crassioribus aridis *Lycii chilensis* (Solanaeeae), in dumetis circa Potrerillos prope Mendoza, Argentina.

5. **Thyridium Bohemeriae** Speg., Mycet. Argent. VI, Anal. Mus. Nac. Buenos Aires XXIII p. 70 (1912). — Peritheciis ligno denudato infusatoque omnino infossis, hinc inde laxe gregariis, globosis, 150-180  $\mu$  diam., membranaceo-coriacellis, ostiolo carbonaceo superficiem attingente et leniter nigro-areolato, contextu fuligineo indi-

stineto; ascis subcylindraceis, breviter pedicellatis, 55-60  $\times$  7-8, paraphysibus filiformibus parum longioribus densiuscule obvallatis; sporidiis oblique monostichis, fusoideis, rectis vel leniter inaequilateris, transverse 3 septato-constrictis, ad septum medium validius constrictis, lóculo centrali supero leniter turgidiore et quandoque septo longitudinali diviso, pallide fuliginis, 14  $\times$  3-4.

*Hab.* in ramis maioribus emortuis subputrescentibus Bohemicae candidissimae (Urticaceae), in cultis La Plata, Argentina.

**FENESTELLA** Tul. — Syll. II p. 325, IX p. 922, XI p. 349, XIV p. 610, XVI p. 553, XVII, p. 766, XXII p. 403.

1. **Fenestella Ephedrae** Rehm, Ann. Mycol. XI, 1913, p. 401. — Pe 5838  
 rithecia gregaria, 5-7 conjuncta, cortici intus late fuscato innata, globulosa, 0.5-0.8 mm. diam., papillula conoidea in rimis longitudinalibus corticis prominentia, atra, glabra, demum cortice delapso denudata, c. 1 mm. diam., scabra, parenchymatice, non carbonaceae contexta. Ascii cylindracei, crasse tunicati, apice rotundati, c. 200  $\times$  25, 8-spori. Sporae oblongae, utrinque rotundatae, rectae, medio vix constrictae, transverse 7-, longitudinaliter 2-septatae, obscure fuscae, 30-35  $\times$  9-15, 1-stichae. Paraphyses filiformes, septatae, 2  $\mu$  cr.

*Hab.* ad radicem Ephedrae procerae F. et Mey. (Guetaceae), Tiflis (Caucasus), hortus botan. (NOWODOWSKI). — Vix *Pleospora Ephedrae* H. Fabr. (Syll. II p. 256), quae videtur diversa a *Pl. Ephedrae* Speng. (Syll. XVII p. 753) *Pl. platensis* vocanda.

2. **Fenestella canadica** Rehm, Ascom. Exsicc. fasc. 55 n. 2112, Ann. 5839  
 Mycol. XII, 1914, p. 172. — Peritheciis cortici innatis, in acervulos 2-3 mm. latos 10-12 monostiche, arcte collectis, 1 mm. latis, pyriformibus, collo flavidulo stromatice obtectis, ostiolis brevibus in discolo albidulo collectis, per corticem conice elatum prorumpentibus; ascis cylindraceis, 200  $\times$  15, 6-8-sporis; sporis oblongis, utrinque rotundatis, transverse 5-7, longitudinaliter 2-septatis, non constrictis, fuscis, 20-24  $\times$  10-12, monostichis, paraphysibus filiformibus, 3  $\mu$  cr.

*Hab.* in ramis Coluteae arboreae (Leguminosae), London Ont. Canada, Amer. bor. (DEARNESS). — *Pl. herb.* (Pers.) Rabh. var. *coluteicola* P. Henn. cum hac specie minime concordat.

Sect. 9. **Scolecosporæ**

**CRYPTOSPORA** Tul. — Syll. II p. 361, IX p. 339, XI p. 353, XVII, p. 766, XXII p. 404.

1. **Cryptospora alnicola** v. Höhn., *Fragm. z. Mykol.* 846, in *Stzgsb.* 58  
Akad. Wiss. Wien CXXIII, 1, p. 107 (1914).— Pseudostromatibus sparsis, saepe seriatis, conoideis, 1 mm. latis, 0,5 mm. altis, in cortice exteriore nidulantibus; peritheciis 5-8 valsoideo-coniunctis, 250-300  $\mu$  latis, collis 250  $\mu$  usque longis, in disco atrato erumpente confluentibus, substantia stromatis a matrice haud distincta; ascis copiosis, clavato-cylindræis, breviter pedicellatis, apice truncatulis, octosporis, 100-110  $\approx$  8, copiose gelatinoso-paraphysatis; sporidiis filiformibus, utrinque obtuso-attenuatis, in asco contortis, liberis arcuato-incurvis, 5-10-ocularibus, hyalinis, 75-80  $\approx$  2,5.

*Hab.* in ramulis siccis *Alni viridis* (Betulaceae), Schneeberg, Austria infer.

2. **Cryptospora Bambusae** Speg.— Syll. IX 940. — var. **bakeriana** Rehm, 58  
*Ascomyc. Philipp.* 1, in *Philipp. Journ. of Sci.* VIII (1913) p. 187.— Peritheciis 100-120  $\mu$  diam.; ascis fusiformibus 80  $\approx$  12-14; sporidiis 65-70  $\approx$  4-4,5, superne obtusis, inferne acutiusculis, 4- (? demum 8-) locularibus; paraphysibus nullis.

*Hab.* in fragmentis *Bambusae blumeanae* (Graminaeae), emortuae, Luzon, Prov. Laguna, Los Baños, ins. Philipp. (C. F. BAKER).

**SILLIA** Karst. — Syll. II p. 361, XXII p. 405.

1. **Sillia betulina** Bub. et Vleug., *Svensk Bot. Tid.* 1911, V, p. 334 58  
fig. 3. — Stromatibus valseis, acutè limitatis, copiosis, pulvinato-conoideis, 1-3 mm. lat. intus extusque brunneis, ambitu circularibus v. ellipticis, erumpentibus; peritheciis immersis, in quoque stromate numerosis, monostichis, globosis v. ovato-polyedricis, contextu parenchymatico, laxiuseule celluloso, atro-brunneo; ostioliis longicollis, leviter emergentibus et confertis, nitidulis; ascis anguste cylindricis, aparaphysatis, 200-500  $\approx$  4-6, apice parum tenuatis intusque lumine angustato praeditis, 8-sporis; sporidiis filiformibus, fasciculatis, plus v. minus curvis, obsolete septatis, 160  $\approx$  1-2, hyalinis.

*Hab.* in ramis *Betulae odoratae* (Betulaceae), Umea, Sueciae — Ab affini *Sillia ferruginea* differt imprimis stromate non ferrugineo, ascis sporidiisque filiformibus etc.

*Fam. 6. Sphaeriaceæ* FR.*Sect. 1. Allantosporæ*

**MASSALONGIELLA** Speg. — Syll. I p. 89, IX p. 442, XIV p. 478.

1. **Massalongiella Imperatae** Rehm, Ascom. Philippin. VIII, in Leaflet. 5843  
of Philipp. Bot. VIII, 1916, p. 2956. — Perithecia striateformiter  
10 seriata, globulosa, membranacea nigra glabra, 0,15 mm. lata,  
cortici innata, eumque acervulatum longitudinaliter elevantia, lon-  
gitudinaliter perimpuncta, ab marginibus corticis arcte adhaeren-  
tibus obtecta, modo papillalis peritheciolorum nigris minutissimis  
longitudinaliter denudatis, in toto 2-2,5 mm. longis 1 mm. latis  
acervuli: ascis ovoideis 35  $\mu$ , 8-sporis; sporae oblongae obtusae,  
subcurvatae, hyalinae, 1-cellulares, 25  $\times$  6-7. Paraphyses ?

*Hab.* ad Imperatam cylindricam (Graminaeae), Los  
Baños, Ins. Philipp. (S. A. REYES).— *Mass. Smilacis* (Karst. et Har.)  
Berl. valde similis imprimis sporarum magnitudine plane aliena.

**COELOSphaERIA** Sacc. — Syll. I p. 91, IX p. 442, XI p. 272, XVII  
p. 560.

1. **Coelosphaeria andina** Speg., Mycet. Argent. VI, Anal. Mus. Nac. 5844  
Buenos Aires, XXIII p. 47 (1912).— Peritheciis ligno denudato in-  
sidentibus, laxe gregariis, udis globosis, siccis cupulato-collapsis,  
150-200  $\mu$  diam., ostiolo minuto papillato deciduo praeditis, sub-  
carbonaceis, glabris, contextu indistincto; ascis subcylindraceis,  
sursum attenuato-rotundatis, deorsum in pedicellum brevem pro-  
ductis, 75-80  $\times$  8, octosporis, paraphysibus filiformibus, copiosis, pa-  
rum longioribus obvallatis; sporidiis recte vel oblique distichis, ex  
allantoideo subnavicularibus, leniter arcuatis, utrinque subacuti-  
scule rotundatis, eguttulatis; hyalinis, 15-20  $\times$  3.

*Hab.* in ramis dejectis putrescentibus *Duvauea dependentis* (Anacardiaceae), in montanis Potrerillos prope Mendoza,  
Argentina.

**NITSCHKEA** Otth. — Syll. XI p. 172, XVI p. 417, XVII p. 561, XXII  
p. 68.

1. **Nitschkea Bambusarum** Rehm, Ascom. Philipp. VIII, in Leaflet. 5845  
Philipp. Bot. VIII, 1916, p. 2956. — Perithecia sub epidermide in

plagulis irregularibus circiter 1 cm. latis arete non valsiformiter aggregata stromate tenuissimo nigritulo suffulta, dein peridermio laciniatum disrupto et ablato denudata, globulosa haud papillulata, poro vix conspicuo pertusa, nigrofusca, 0,12 mm. lata, glabra; ascis cuneato-clavatis, latis, basi sessilibus, 20-25  $\approx$  7, 8-sporis; sporae allantoideae 6-7  $\approx$  2, hyalinae, distichae, paraphyses nullae.

*Hab.* ad emortuam *Bambusam vulgarem* (Graminaceae), Los Baños, Ins. Philipp. (S. A. REYES).— *Nitsch. recedens* (Niessl.) Berl. comparanda sed multis notis aliena.

2. *Nitschkea winteriana* Sacc., Notae Myc. XXII (Acc. Pad. 1917) p. 58. 159. — *N. tristis* (Pers.) Wint., Pilze II p. 312, saltem ex p., non Auct. — Peritheciis late et dense confertis, aterrimis, levissime asperulis, globoso-depressis, et mox collabescendo scutellatis, 600-700  $\mu$  diam., pilis myceliis filiformibus tortuosis, atro-fuligineis, simplicibus v. raro ramosis, 9-10  $\mu$  cr., atro-fuligineis, impellucidis, obsolete septatis, cinetis; contextu celluloso, pachydermico, pluristratoso, atro; ascis fusoides, in pedicellum brevissimum tenuatis, 24-28  $\approx$  7-7,5, rarius 23  $\approx$  8, octosporis, obsolete paraphysatis; sporidiis distichis tereti-fusoides, subrectis utrinque obtusulis, 7,5-8,5  $\approx$  2,2-2,4, hyalinis, initio strato tenui, mucoso, hyalino, mox evanido obvolutis, 4-guttatis, denique diblastis et simulate 1-septatis.

*Hab.* in ramis corticatis putrescentibus *Salicis* (Salicaceae), Rigny, Gallia (FLAGEOLET). — A *N. tristi* Auct. et Sylloges, mox dignoscitur imprimis sporidiis fere dimidio brevioribus.

*Observ.* Data occasione et praecunte cl. Ab. Flageolet corrigi debet *Nitschkeam flageoletianam* Sacc. (Syll. XVII p. 561) nil esse nisi *Microthyrium epimycetem* S. B. et R. (Syll. IX p. 1060) in statu contracto observatum.

**ROSTRONITSCHKEA** H. M. Fitzpatrick, Mycologia, 11., 1919, p. 163. corr. Rostronisehkia. (Etym. *rostrum* et *Nitschkea* eni affinis). — Stromata late innato-erumpentia primum conidiophora coremioidea dein perithecia efformantia e hyalina flavescentia, conidia ovoidea unicellularia; perithecia e coriacea carbonacea prominenter rugosulolecata, non collabescantia, in rostellum obtusum 4-sulcatum producta; asci clavati, 8-spori, aparaphysati; sporidia allantoidea flavescentia unilocularia. — Est *Nitschkea* rostellata.

1. *Rostronitschkea nervincola* H. M. Fitzpatrick l. c., p. 166, tab. 11 58 (corr. *Entypanitschkea nerv.*). — *Nitschkia nervicola* Rehm in litt. — Stromatibus nigris nervisequiis hypophyllis, pulvinato-elongatis,

0,3-0,5  $\times$  2-10 mm., maculis definitis contrappositis primum subroseis demum brunneis; conidiophoris usque 400  $\mu$  altis 275-600  $\mu$  diam., irregulariter sparsis v. in 1-2 seriebus dispositis, brunneo-flavescentibus, ovatis uno apice subacuminatis, unilocularibus, 5-6  $\times$  1,5; peritheciis globosis 1 mm. diam. in stromatibus insidentibus rostello obtuso, 4-sulcato, usque 1 mm. longo apice ostiolato praeditis, parietibus pallide nigris coriaceis arescendo carbonaceis non collabescentibus prominenter rugosis v. sulcatis; ascis clavatis 8-sporis 18-26  $\times$  5-6; sporidiis allantoidicis, unilocularibus primum hyalinis dein flavidis, irregulariter distichis, 6,7-8,4  $\times$  1,7-2; paraphysibus nullis.

*Hab.* in foliis *Gesneriae albiflorae* (Gesneriaceae), in Porto Rico et Jamaica pluribus locis, America bor.

**FRACCHIAEA** Sacc. — Syll. I p. 93, IX p. 445, XI p. 272, XVI p. 418, XXII p. 69.

1. *Fracchiaea depressa* Petch, Ann. R. Bot. Gard. Peradeniya, v. VI, 5848 P. III, 1917, p. 221. — Peritheciis sparsis vel congregatis, immersis dein subliberis, subglobosis, depressis, sicco collapsis, ad 0,8 mm. diam.; nigris, minute rugosis, basi hyphis brunneis cinctis, ostiolo inconspicuo, pariete crasso; ascis clavatis, stipite tenui, sursum valde inflatis, multispuris, 70-90  $\times$  10; sporis hyalinis, cylindraceis, obtusis, curvatis, 8-12  $\times$  2.

*Hab.* in ramis emortuis *Heveae brasiliensis* (Euphorbiaceae), Hapugastenne, Ceylon, Asia.

**NEOTROTTERIA** Sacc., Notae Myc. XXIV p. 7 (Bull. Ort. bot. Napoli 1918) (Ety. a cl. AL. TROTTER). — Perithecia superficialia caespitulosula v. subsparsa atra, setosa, sphaeroidea, firme membranacea, subastoma, in subiculo repenti dendritico-ramoso, ramis divaricatis aentis inserta. Asci clavati, breviter tenuato-stipitati, aparaphysati, polyspori. Sporidia allantoidica, curvata, hyalina. — Affinis videtur *Fracchiaceae* et *Coronophorae* sed peritheciis eximie setosis et subiculatis rite distincta.

1. *Neotrotteria pulchella* Sacc., l. c. — Peritheciis in soros hinc inde 5849 aggregatis v. subsparsis aterrimis 320-350  $\mu$  diam., globosis, vertice obtusis, setulis rigidis, cuspidatis, simplicibus, 120  $\times$  8-9, subcontinuis, radiantibus, atris, apice pallidioribus dense vestitis; contextu irregulariter parenchymatico, fuligineo; subiculo adpresso dendritico-ramoso, septato, fuligineo 6-7  $\mu$  cr. ramulis divaricatis aentis

apice binis ternis; ascis fasciculatis aparaphysatis clavatis 40-42  $\approx$  7-8; sporidiis copiosis, conglobatis, allantoideis, hyalinis, continuis, obsolete 3-guttulatis, curvulis.

*Hab.* in ramis corticatis emortuis, putrescentibus *H e v e a e b r a s i l i e n s i s* (Euphorbiaceæ), cultae, Singapore, Asia (BAKER).

## Sect. 2. Hyalosporae

**ASCOSPORA** Fr. — Syll. XXII p. 71.

1. **Ascospora Vanillae** Rehm, Ascum. Philipp. VIII, in *Leaflet of Philipp. Bot.* VIII, 1916, p. 2935. — Perithecia per totum epinet hyphyllum immutatum late gregaria, epidermidi innata, globulosa glabra non papillulata nec perspique poro pertusa, circiter 100  $\mu$  lata parenchymatice fusce contexta; ascis clavatis 80  $\approx$  12, 8-sporis; sporis oblongis v. subglobosis, granulosis, oleosis repletis hyalinis 1-cellularibus, 10-12  $\approx$  5-7, distichis; paraphysibus nullis.

*Hab.* ad folium *V a n i l l a e* (Orchidaceæ), Los Baños, Ins. Philipp. (C. F. BAKER). — *Physalospora Vanillae* A. Zimm. et *Laestadia Traversi* Ces., minime congruunt, *Ascospora Ophiorrhizae* Rae. valde appropinquat.

**GUIGNARDIA** Viala et Rav. — *Laestadia* Auersw. — Syll. I p. 420, IX p. 577, XI p. 289, XIV p. 516, XVI p. 455, XXII p. 72.

1. **Guignardia Justiciae** F. L. Stevens, Bot. Gazette 69., 1920, p. 255, 583 tab. XIV fig. 23-24. — Maculis indefinitis demum flavidis v. pallidis; peritheciis in maculis aeque distributis 1-2 mm., inter se remotis; peritheciis globosis in folio omnino hypertrophico galliformi immersis 265  $\mu$  diam., parietibus obscuris parenchymaticis e cellulis usque 34  $\mu$  cr. efformatis, ostiolo lato praeditis; paraphysibus nullis; ascis clavatis plerumque longe pedunculatis, parte majore 17-20  $\approx$  61, totis usque 125  $\mu$  long., octosporis; sporidiis inordinatis, hyalinis, unilocularibus, ovoideis, 9-10  $\approx$  18.

*Hab.* in foliis *J u s t i c i a e v e r t i c i l l a r i s* (Acanthaceæ), El Yunque, El Gigante, El Alto de la Bandera, in Porto Rico, America Centr.

2. **Guignardia irritans** Setch. et Estee in Estee, Univ. of California Publications in Botany v. IV, 1913, n. 17 p. 311 tab. 35. — Peritheciis immersis, sphaericis 522-922  $\mu$  diam., poro apicali cylindrico apertis, contextu pseudoparenchymatico incoloro evanido; ascis clavatis octosporis 90-145  $\approx$  9-30; sporis hyalinis oblongo-ellipsoideis

utrinque acute apiculatis 30-45  $\times$  9-13, maturis unilocularibus medio zonula granulata instructis.—Pycnidiis oblongo-ovoideis 444-622  $\mu$  long. 277-444  $\mu$  latis, coeterum peritheciis valde similibus; sporulis hyalinis late ellipsoideis 3  $\times$  1,5 a sterigmatibus simplicibus, seriatim abstrictis et in gelatina hyalina obvolutis.

*Hab.* parasitica in frondibus prope vesiculas aeriferas seriatas Cystoseirae osmundaceae et Halydrius dioicae (Algae), prope San Pedro in ditone Californiensi, Amer. bor. (SARAH P. MONKS et D. N. L. GARDNER).—Protuberantias gallaeformes, usque ad 20 mm. diam., processibus digitiformibus e centro solidiore radiantibus compositas producit.

3. *Guignardia albicans* Rehm, Aseomyc. Philipp. VI, Leaflets of Philipp. Botany, VI (1914) p. 2258.—Peritheciis in maculis epiphyllis discoidalibus, 0,5-3 cm. latis, mox in toto epiphyllis confluentibus, albidulis plurimis gregariis, peridermio innatis, globulosis, 1,2 mm. latis, non ostiolatis, siccis nigris, excipulo parenchymatico flavido; ascis clavatis, apice rotundatis, sessilibus, aparaphysatis, 60  $\times$  15; sporidiis distichis, cylindraceis, utrinque obtusis, rectis, continuis, hyalinis, 18-20  $\times$  5-7. 5853

*Hab.* in foliis *Hoya luzonensis* (Asclepiadaceae), Los Baños, ins. Philipp. (C. F. BAKER).

4. *Guignardia? apiahyna* (Speg.) Sacc., *Laestadia? apiahyna* Spegaz., Rel. Mycol. trop. etc. in Bol. Ac. Nac. Cienc. Cordoba. t. 23., 1919, Extr. p. 97.—Maculis arescentibus, subpellucidis ex albo subeinerascentibus, saepius dimidium superum foliorum totum occupantibus, determinatis et fere semper lineola fusca callosa limitatis; peritheciis epiphyllis sparsis v. hinc inde laxe gregariis parenchymate innatis, epidermide tectis, parvulis, 100-150  $\mu$ , nigris, superne planiusculis inferne convexis, astomis?, crasse membranaceis (20  $\mu$ ), contextu grosse parenchymatico atro parum perspicuo, nucleo albo farctis; ascis obclavatis, superne obtuse rotundatis basi minute crasseque pedicellatis, 40-60  $\times$  12-14, aparaphysatis octosporis; sporidiis ellipsoideis, utrinque plus minusve acutiuscule rotundatis, rectis, grosse 1-2-guttulatis, levibus, hyalinis, 12-14  $\times$  6-7. 5854

*Hab.* in foliis vivis *Bignonia* e ejusdem, prope Apiah, America austr. (J. PUIGGARI).

5. *Guignardia creberrima* Syd., Enum. Philipp. Fungi II, in Philipp. Journ. of Sci. VIII (1913) p. 482.—Maculis amphigenis, magnis, 1-6 cm. longis, saepe confluentibus et magnam folii partem occupantibus, griseis vel ochraceo-griseis, linea angusta obscure pur-

purea cinetis; peritheciis epiphyllis vel amphigenis, numerosis, plerumque per totam maculam dense dispositis, immersis, tandem vertice plus minusve prominulis, globulosis, atris, 120-175  $\mu$  diam., membranaceo-coriaceis, contextu opaco parenchymatico e cellulis 6-8  $\mu$  diam. composito; ascis fasciculatis, clavatis vel clavato-saccatis, apice rotundatis et leniter incrassatis, breviter stipitatis, 60-90  $\times$  16-20, octosporis, paraphysibus geminis nullis; sporidiis plerumque fere distichis, continuis, ellipsoideo-oblongis, utrinque late rotundatis, hyalinis, saepe grosse 2-guttatis, crasse tunicatis, 15-16.5  $\times$  8-9.

*Hab.* in foliis vivis *Capparidis horridae* (Capparidaceae), Luzon, prope Manila, ins. Philipp. (MERRILL).

6. **Guignardia traversoana** Gonz. Frag., Flor. Hispal. Microm. in Trab. 5856  
Mus. Nac. de Cienc. Nat. Madrid, Ser. Bot. n. 10, 1916, p. 73.—Peritheciis numerosis, sparsis vel gregariis, globoso-depressis, cauliculis, subepidermicis, numerosis, dein erumpentibus, atris, membranaceis, 80-200  $\mu$  diam., usque 90  $\mu$  alt., ostiolo minuto usque 18  $\mu$  diam., excipulo crasso minute celluloso; ascis clavatis, apice rotundatis, crasse tunicatis, subpedicellatis, 42-54  $\times$  10-14; sporidiis distichis, vel curvulis oblongo-clavatis, 40-50  $\times$  12-22; sporidiis tristichis vel conglobatis, sporidiis hyalinis, oblongis, utrinque obtusis, vel attenuatis guttulis majoribus et minoribus repletis et irregulariter sparsis, vel granulosis, 14-18  $\times$  3.5-4.—(Sect. Euguignardia Trav.).

*Hab.* in ramulis vivis vel emortuis *Lonicerae implexae* (Caprifoliaceae), prope Pedroso de la Sierra, Sevilla (Hispania).

7. **Guignardia biennis** (Dearness) Sacc., *Laestadia biennis* Dearness, Mycologia 1916, p. 98.—Peritheciis epiphyllis, nigris, subglobosis, apice pertusis, 180-360  $\mu$  diam.; ascis fusoides, sessilibus, paraphysatis, 40-50  $\times$  7-9; sporidiis subdistichis, oblongo-ellipsoideis, utrinque guttulatis, continuis, 8-11  $\times$  3-4. 5857

*Hab.* in foliis basilaribus *Solidagine juncea* (Compositae), pr. Byron Ont., Canada, Amer. bor. (DEARNESS).—Auctumno folia decolorantur ibique sclerotia subglobosa 240  $\times$  140 nigra generantur; vere subsequente perithecia evolvuntur.

8. **Guignardia Stepani** Petrak, Ann. Mycol. 18., 1920, p. 111.—Peritheciis plerumque hypophyllis laxe gregariis v. omnino sparsis, primum immersis demum erumpentibus et prominentibus depresso rotundatis 90-120  $\mu$  diam., apice poro irregulari 30  $\mu$  lato praeditis, contextu brunneo crasso parenchymatico; ascis cylindraceo-clava- 5858

tis, apice late rotundatis basi angustatis sessilibus v. brevissime pedicellatis, octosporis,  $32-44 \approx 5-7$ ; sporidiis mono-v. subdistichis, ovoideis v. ellipsoideis, utrinque late rotundatis, raro infra acutatis, hyalinis, unilocularibus, plasmate minute granuloso faretis, rectis raro parum inaequalibus,  $6-8 \approx 3-4$ . Paraphysibus nullis.

*Hab.* in foliis siccis *Solidaginivirga aureae* (Compositae), Beruklän prope Theusing, Egerland, Bohemia (R. STEPPAN).

9. **Guignardia Synedrellae** Syd., Ann. Mycol. 14., 1916, p. 360. — Peritheciis sparsis vel laxe gregariis, subepidermicis, applanato-globosis,  $125-160 \mu$  diam. ostiolo rotundo, contextu brunneo parenchymatico ex cellulis  $7-10 \mu$  diam. formato; ascis fasciculatis, aparaphysatis, fusiformibus, sessilibus,  $45-55 \approx 11-13$ , octosporis; sporis ovatis, utrinque obtusis vel uno fine leniter attenuatis, continuis, hyalinis, oblique monostichis usque distichis,  $10-12 \approx 5-6$ . 5859

*Hab.* in caulibus emortuis *Synedrellaenodiflorae* (Compositae), in consortio *Rhabdosporae Synedrellae*, Los Baños, ins. Philipp. (E. SABLÁN).

10. **Guignardia Araucariae** G. Sous. da Camara, Myc. novi mycol. Lusit., in Revista agronom., Lisboa 1920, Extr. p. 4. — Peritheciis immersis, solitariis gregariisve, plerumque geminatis, subglobosis depressivis nigrisque; ascis aparaphysatis, plus minus claviformibus, hyalinis, rectis curvulisve, sursum rotundatis deorsumque attenuatis, leniter pediculatis, octosporis,  $55-65 \approx 12-15$ ; sporidiis ellipsoideo-oblongis vel oblongo-cylindraceis, continuis, granulosis, rectis, achronis, utrinque rotundatis, distichis vel subdistichis,  $20-28 \approx 10-12$ . 5860

*Hab.* in foliis *Araucariae imbricatae* Pav. (Coniferae), pr. Sintra, Lusitaniae.

11. **Guignardia Cephalotaxi** (Syd. et Hara), *Laestadia Cephalotaxi* Sydow et Hara in H. et P. Sydow, Ann. Mycol. XI, 1913, p. 57. — Peritheciis hypophyllis, plerumque aequaliter sed densiuscule per totam superficiem sparsis, immersis, tectis, applanato-globosis, atris,  $100-160 \mu$  diam. pertusis, glabris, submembranaceis, contextu subopaco ex cellulis  $7-11 \mu$  long.  $6-9 \mu$  latis composito; ascis clavatis, apice late rotundatis et non vel leniter incrassatis, fasciculatis,  $60-84 \approx 15-18$ , octosporis; sporidiis plerumque irregulariter distichis, ovoideis v. ellipsoideis, continuis, crebre guttulatis, hyalinis,  $12-16 \approx 6-7$ . 5861

*Hab.* in acubus *Cephalotaxi drupaeae* (Coniferae), Kawanye-mura prov. Mino, Japoniae (K. HARA).

12. **Guignardia Rhynchosporae** F. L. Stevens, Trans. Ill. Ae. of Sc. v. X, 1917, p. 184. — Peritheciis sphaeroideis, in hypophyllo apertis, 5862

in epiphyllis inconspicuis subepidermicis 235  $\mu$  circ. cr.; paraphysibus nullis; ascis elongatis, angustis, longe pedunculatis, 140-156  $\times$  7, octosporis; sporidiis bilocularibus hyalinis 27  $\times$  5, medio crassioribus, utrinque angustatis.

*Hab.* in foliis *Rhynchosporae Cyperoidis* (Cyperaceae), Marti Peña, Porto Rico, Amer. Centr.

13. *Guignardia scirpicola* Grabowski, Bull. Soc. Myc. Fr. XXXIII (1917) 5863

p. 75, c. i. e. -- Maculis oblongis, albis, fusco-limitatis, ad 5 cm. longis; peritheciis 85-130  $\mu$  diam., sparsis, membranaceis, roseis, subperspicuis, ostiolo brevi atro praeditis; ascis cylindratis, basi attenuatis, nonnumquam curvulis, tunica apice perforata, 60-65  $\times$  14; sporidiis subdistichis, ellipsoideis, leviter curvulis, saepe inaequilateris, hyalinis, 15-18  $\times$  4-6.

*Hab.* in foliis vivis *Scirpi silvatici* (Cyperaceae), Kra-swooka, Podolia, Rossia. — Perithecia rosea describuntur, an ergo potius *Nectriella*?

14. *Guignardia fusco-coriacea* Rehm, Ascomyc. Philipp. V, Leaflets of 5864

Philipp. Botany, VI (1914) p. 2195. — Peritheciis epiphyllis in maculis fusco-siccis usque ad nervum medianum extensis, obscurius marginatis, usque ad 12 cm. longis, 2-3 cm. latis creberrime innatis, vix 100  $\mu$  diam., excipulo tenui, parenchymatico, fusco-violaceo, glabris, poro pertusis; ascis paraphysatis, fusiformibus, sessilibus, octosporis, 50  $\times$  9-10; sporidiis distichis, oblongis vel ellipsoideis, interdum clavatis, 1-2-guttulatis, hyalinis, 10-12  $\times$  4,5-5.

*Hab.* in foliis vivis *Antidesmatis* (Euphorbiaceae), Luzon, Prov. Laguna, Los Baños, ins. Philipp. (S. A. REYES).

15. *Guignardia Euphorbiae-spinosae* Bubák, III Beitr. Pilz. Montenegro, 5865

in Botanikai Közlemények, 1915, p. (56). — Peritheciis expansis, laxe gregariis, subepidermicis, globoso-conicis, 100-150  $\mu$  in diam., basi applanatis, apice conico-erumpentibus, atris, contextu grosse parenchymatico, atrofusco, apice crassiore; ascis fascienlatis, oblongis, 40-50  $\times$  10-13, rectis vel curvatis, apice rotundatis et incrassatis, basi breve pedicellatis, octosporis, paraphysatis; sporidiis tristichis, fuscoideis, 11-18  $\times$  2,5-3,5, utrinque attenuatis, hyalinis, continuis.

*Hab.* ad ramulos emortuos *Euphorbiae spinosae* (Euphorbiaceae), Njegusi, Montenegro.

16. *Guignardia Heveae* Syd., Ann. Mycol. 14., 1916, p. 360. — Maculis 5866

vagis plerumque ex apice vel marginibus foliorum ortis postremo magnam folii partem vel totum folium occupantibus, aridis albi-

cantibus; peritheciis plerumque epiphyllis, dense confertis, immersis, epidermidem elevantibus et vertice per eam erumpentibus, globulosis, 80-120  $\mu$  diam., poro rotundo pertusis, contextu parenchymatico, cellulis 8-10  $\mu$  diam., obscure olivaceo-brunneo; ascis fasciculatis, clavatis vel saccato-clavatis, apice rotundatis et leniter incrassatis, basi in pedicellum brevem attenuatis, 8-sporis, aparaphysatis; 40-50  $\times$  12-14; sporidiis distichis, continuis, hyalinis, ovoidis, 6-8  $\times$  4-5.

*Hab.* in foliis languidis *Heveæ brasiliensis* (Euphorbiaceæ), Los Baños, ins. Philipp. (C. F. BAKER).

17. **Guignardia Manihoti** Sacc., Ann. Mycol. XII, 1914, p. 304. — Peritheciis gregariis, punctiformibus, epidermide initio velatis, globulosis, 90-120  $\mu$  diam., poro pertusis, contextu distincte parenchymatico fulvo-fuligineo; ascis clavatis, apice rotundatis lumineque integro, breviter obtuse stipitatis, 62  $\times$  12-14, aparaphysatis, octosporis; sporidiis distichis v. subtristichis ovato-ellipsoideis, 12-14  $\times$  4,5-6, subinde leviter curvis, 1-2-guttulatis, continuis, hyalinis. 5867

*Hab.* in ramis mortuis *Manihot utilisimæ* (Euphorbiaceæ), Los Baños, Luzon, Ins. Philippin. (M. B. RAIMUNDO). — Var. **deminuta** Sacc., Notae Myc. XX, Nuovo Giorn. bot. it. 23., 1916, p. 200. — Omnibus partibus minor: peritheciis hinc inde congregatis, globoso-depressis, pertusis 90-100  $\mu$  diam., ostiolo 15  $\mu$  lato; ascis clavulatis 26-30  $\times$  6, rosulatis, aparaphysatis; sporidiis oblique monostichis v. distichis, tereti-oblongis, typice 4-guttulatis, continuis, hyalinis, 7  $\times$  2,3-2,5. — *Hab.* in caule mortuo *Manihoti utilisimæ*, Los Baños. — An sit status peculiaris immaturitati species inquirendum. — Var. **Cajani** Sacc., Notae Myc. XXIII p. 63 (Acc. Veneto-trent. 1917). — Peritheciis 90-110  $\mu$  diam., ostiolo 9-12  $\mu$  diam. pertusis; ascis 35-40  $\times$  9-10; sporidiis distichis 12-14  $\times$  4,5-6. — In caulibus mortuis *Cajani indici* (Leguminosæ), Los Baños, (M. B. RAIMUNDO, comm. BAKER). — Ad *Physalosporam guignardioidem* Sacc. valde accedit tam species quam varietas.

18. **Guignardia festiva** (Syd.) Sacc., *Laestadia festiva* Syd. in Leaflets of Philipp. Bot. V (1912) p. 1543. — Maculis sparsis, omnino circularibus, distinctissimis, 3-6 mm. diam., albidis vel albido-ochraceis, fusco-marginatis; peritheciis numerosis in quaque macula, immersis, vertice prominulis, globosis, atris, membranaceis, 100-130  $\mu$  diam.; ascis cylindræis vel cylindræo-clavatis, fasciculatis, apice rotundatis, leniter incrassatis, aparaphysatis, subsessilibus vel breviter stipitatis, 45-75  $\times$  13-17, octosporis; sporidiis oblique mono- 5868

stichis vel distichis, ellipsoideis vel oblongo-ellipsoideis, utrinque obtusis, continuis, hyalinis, intus minute guttulatis, 10-16  $\times$  5-7.

*Hab.* in pagina superiore foliorum vivorum *Sumbaviopsisidis albicantis* (Euphorbiaceæ). Brooks Point, Palawan, ins. Philipp.

19. *Guignardia bambusina* Rehm, Ascum. Philippin. VIII, in Leaflet. 5869  
of Philippin. Bot. VIII, 1916, p. 2936. — Perithecia numerosissima, innata, epidermidem protuberantia, interdum rimose fidentia, plerumque solitaria, rarius linealiter aggregata, globulosa, minutissime papillulata, nigra, glabra, 0.25 mm. lata, parenchymatice contexta; ascis clavatis, 60  $\times$  10, 8-sporis; sporis fusiformibus, utrinque acutatis rectis 1-cellularibus 1-2-guttulatis, hyalinis, 15-20  $\times$  4, distichis paraphysibus nullis.

*Hab.* ad *Bambusam* (Graminaceæ), emortuam, Los Baños, Ins. Philipp. (S. A. REYES).

20. *Guignardia? bambusella* Sacc. n. nov.—Syn. *Guignardia? bambusina* Sacc., Notae Mycol. XXIII p. 63 (Acc. Ven. trent. 1917), an Rehm (1916).— Peritheciis in series breves subparallelas dispositis et epidermide rimosa diu tectis, globulosis, 90-100  $\mu$  diam. nigris, subastomis, membranaceis; ascis linearibus, brevissime stipitatis, 35  $\times$  4.7, octosporis, aparaphysatis; sporidiis monostichis, oblongo-fusoides, continuis, utrinque acutulis, hyalinis, 6  $\times$  2.5 (immaturis?). 5870

*Hab.* in foliis emortuis *Bambusae* sp. (Graminaceæ), Los Baños, Ins. Philipp. — Dubia quia immatura observata, sed ob perithecia breviter seriata et epidermide veluti valvatim deliscente tecta notabilis; series 0.5-1 mm. longa, 0.3 lata. An genuina *Guignardia* sp.?

21. *Guignardia Dinochloae* Rehm, Ascum. Philippin. VIII, in Leaflet. 5871  
of Philippin. Bot. VIII, 1916, p. 2936. — Perithecia gregaria, innata, peridermium protuberantia demum prorumpentia globulosa minute papillulata, nigra, glabra 0.25 mm. lata parenchymatice crasse fusce contexta; ascis clavatis crasse tunicatis apice rotundatis, 60-70  $\times$  15, 8-sporis, J., aparaphysatis; sporis oblongo-clavatis, rectis 1-cellularibus hyalinis, 18  $\times$  6-7, distichis.

*Hab.* ad *Dinochloam* (Graminaceæ), Los Baños, Ins. Philipp. (C. F. BAKER). — Propter defectum paraphysium cum *Guignardia humulinae* Bab. aliisque in subg. *Guignardiella* Rehm, ponenda species.

22. *Guignardia effusa* (Rehm) Sacc., *Laestadia* Rehm, Ann. Mycol. XIII, 5872  
1915, p. 4. — Perithecia gregaria, epidermide tecta, translucentia, globulosa, poro pertusa, nigra, 0.2 mm., parenchymatice contexta.

membranacea; asci clavati, apice rotundati, 80-100  $\times$  10-15, 8-sporei; sporae fusiformes, rectae, utrinque acutatae, hyalinae, 1-cellulares, 22-25  $\times$  6, distichae. Paraphyses nullae.

*Hab.* ad *Milium effusum* (Graminaceae), London Ont. Canada, Amer. bor. (DEARNESS). — A *L. microspora* in eadem matrice viginti sporarum caracteribus diversa.

23. **Guignardia Clusiae** F. L. Stevens, Trans. Ill. Ac. of Sc. v. X, 1917, 5873 p. 183. — Maculis nullis. Peritheciis numerosis, sparsis hypophyllis, nigris subepidermicis 110-160  $\mu$  cr.; ascis cylindraceutis octosporis, 65-72  $\times$  7, non paraphysatis; sporidiis ellipsoideis continnis, hyalinis, 17-20  $\times$  7.

*Hab.* in foliis dejectis *Clusia Grundlochi* (Guttiferae), Maricao Porto Rico, America Centr.

24. **Guignardia Nectandrae** F. L. Stevens, Bot. Gazette 69., 1920, p. 5874 255. — Maculis foliiculis juventute indefinitis demum definitis subangulosis, 2-6 mm. diam., utrinque visibilibus; peritheciis utrinque prominentibus, infra copiosioribus, sparsis in mesophyllo hypertrophico profunde nidulantibus, parietibus tenuibus 70-85  $\mu$  diam. donatis pallidis; ascis clavatis octosporis 100-116  $\times$  20; sporidiis hyalinis oyoideis, bilocularibus, 21-24  $\times$  8-10, septo plerumque excentrico praeditis.

*Hab.* in foliis *Nectandra coriacea*? (Lauraceae), Quebradillos, Porto Rico, Amer. Centr.

25. **Guignardia Alhagii** Bubák in Ann. Naturh. Hofmus. Wien XXVIII 5875 (1914) p. 197. — Peritheciis densissime gregariis vel adpressis, plagulis 2-3 mm. longas efformantibus, immersis, epidermide tectis, varie globoso-depressis, 90-200  $\mu$  diam., nigris, excipulo crassiusculo, atro-fusco, grosse parenchymatico; ascis oblongo-obovoideis, breviter pedicellatis, apice angustatis ibique late rotundatis et fortiter incrassatis, paraphysatis, octosporis, 60-80  $\times$  20-25; sporidiis oblique di-vel tristichis, ellipsoideo-fusoides, hyalinis, episporio crassiusculo praeditis, intus minute granosis, 20-23  $\times$  7,5-9,5.

*Hab.* in caulibus *Alhagii camelorum* (Leguminosae), prope oppidum Der-es-Sor, ad fines Mesopotamiae et Arabiae borealis.

26. **Guignardia hispanica** Bubák et Frag., Hedw. LVII p. 4 (1915). — 5876 Peritheciis laxiuscule gregariis, globoso-depressis, 30-130  $\mu$  diam., immersis, subcutaneis, atris, contextu 20  $\mu$  cr., grosse parenchymatico atro-fusco ostiolo brevissimo erumpente; ascis oblongo-clavatis 55-75  $\times$  16-22, apice subrotundatis, valde incrassatis, in pedicellum

brevem tenuatis, aparaphysatis. 8-sporis; sporidiis tristichis, fusoides, 20-25  $\times$  6-7, utrinque tenuatis, hyalinis, continuis, mucosissimo obvolutis.

*Hab.* in ramulis emortuis *Coronillae juncea* (Leguminosae), prope Pedroso de la Sierra, Hispaniae (Gz. FRAGOSO). — Affinis *Guigu. euganeae*.

27. *Guignardia galactina* (Dearn. et House) Sacc., *Laestadia galactina* 5877

Dearn. et House, N. Y. St. Mus. Bull. n. 179 (1915) p. 34. — Peritheciis atro-brunneis, subcuticularibus, dense regulariter sparsis, plerumque epiphyllis, globosis, applanatis sed non depressis, 100-230  $\mu$  diam.; ascis aparaphysatis, octosporis, breviter pedicellatis, in medio latioribus, 60-75  $\times$  25; sporidiis utrinque rotundatis, granulosis vel minute guttulatis, hyalinis, 25-30  $\times$  6-7.

*Hab.* in foliis petiolisque languidis *Galactiae aphyllae* (Leguminosae), Biltmore N. C., Amer. bor.

28. *Guignardia cahirensis* (Steiner) Sacc., *Laestadia cahirensis* Steiner, 5878

Beitr. z. Lich. Griechenl. u. Egypt. p. 171; Vouaux, Bull. Soc. Mycol. Fr. 1912, p. 219. — Peritheciis in areolis myceliis brunneo-einereis ortis, hemisphaerico-depressis, ostiolo simplici, nigris, nitidis usque ad 200  $\mu$  diam.; ascis ellipsoideis v. claviformibus, octosporis; paraphysibus nullis; sporidiis forma variabilibus, cylindraceis, ellipsoideis v. ovoideis, utrinque rotundatis, 14-16  $\times$  6,4-7,6.

*Hab.* in thallo decolorato demum brunneo-plumbeo *Caloplacae gilvella* (Lichenes), Egypto (STEINER).

29. *Guignardia Olivieri* (Vouaux) Sacc., *Laestadia Olivieri* Vouaux, Bull. 5879

Soc. Mycol. Fr. 1912, p. 216, *Verrucaria Xanthoriae* (Wedd.) f. *megaspora* Oliv., Par. lich. Fr. Suppl. p. 14. — Peritheciis gregariis numerosis, omnino immersis ostiolo punctiformi tantum prominulis, sphaeroideis 112-190  $\mu$  diam.; contextu crasso, supra brunneo-olivaceo, infra hyalino, pseudoparenchymatico, cellulis 4-6  $\mu$  diam. efformato, polygoniis v. circa ostiolum elongatis; ascis ovoideis, obpiriformibus v. late clavatis, supra late rotundatis, pedicello brevissimo crassoque praeditis tunica praecipue ad apicem incrassata, octosporis, 39-62  $\times$  16-24; paraphysibus nullis; sporidiis plus minus distincte distichis, oblongis, saepe parum inaequilateris, tunica crassa donatis, simplicibus, hyalinis v. senectute leniter flavidulis, plerumque multiguttulatis, 16-23,5  $\times$  6-8 (vel sec. Olivier, 15-22  $\times$  5-6).

*Hab.* in thallo *Xanthoriae parietinae*, prope Béziers et Colombiers-les-Béziers, Herault, Gallia (A. DE CROZALS) et *Lecaniae prosechoides* Nyl. (Lichenes), Caithness, Scotia (ED. LELLIE).

30. **Guignardia istriaca** Bubák in Jaap, Ann. Mycol. 14., 1916, p. 12.— 5880  
Peritheciis amphigenis, regulariter sparsis, innatis, copiosis, epidermide velatis, depresso globosis. 100-150  $\mu$  diam., nigris, contextu parenchymatico crassiusculo brunneo-nigricante, centro poro aperto; ascis fasciculatis, ovato-clavatis, 45-65  $\times$  15-20, apice late rotundatis incrassatisque, basi attenuatis breviterque stipitatis, aparaphysatis, octosporis; sporidiis tristichis, v. deorsum distichis, ellipsoideis v. oblongis, 15-20  $\times$  5-6,5, rectis, utrinque rotundatis, deorsum angustatis, hyalinis, continuis, intus granulosis.  
*Hab.* in cladodiis emortuis *Ruscia euleati* (Liliaceae), pr. Abbazia Istriae.
31. **Guignardia pedrosensis** Bubák et Fragoso, Hedw. 57 (1915) p. 4.— 5881  
Peritheciis dispersis, basi conicis ibidemque centro cylindrice protracto immersis, supra sphaerico-conicis. 200-250  $\mu$  diam., nigris, epidermide tectis, postea epidermidem dirumpentibus, contextu minute pseudoparenchymatico, atrofusco, intus flavidulo; ascis fastigiatis, elongato-clavatis, 65-95  $\times$  14-18, apice rotundatis, incrassatis, basi breviter pedicellatis, octosporis, aparaphysatis; sporidiis distichis vel subtristichis, fusoides, 20-26  $\times$  5-7, rectis, rarius subcurvulis vel inaequilateralibus, hyalinis, continuis.  
*Hab.* in caulibus et ramulis siccis *Smilacis asperae* (Liliaceae), prope Pedroso de la Sierra, Sevilla, Hisp. — Status pyen. verisimiliter *Macrophoma pedrosensis* Bub. et Frag.
32. **Guignardia Heterotrichi** F. L. Stevens, Trans. Ill. Ac. of Sc. v. X, 5882  
1917, p. 182. — Maculis irregulariter circularibus 2,5 mm. diam. colore coriario praeditis, linea 1 mm. lata marginatis centro nigris, contextu foliorum emortuo; peritheciis in centro macularum confertis, nigris, 150-200  $\mu$  diam., ostiolo parvo, 10-15  $\mu$  diam., sed distincto; paraphysibus nullis; ascis 51-61  $\times$  14, octosporis; sporidiis inordinatis leniter olivaceis, ovato-ellipsoideis, 14-17  $\times$  7.  
*Hab.* in foliis *Heterotrichi cymosi* (Melastomataceae). Preston's Ranch, Maricao, Villa Alba, Utuado, in Porto Rico, Amer. Centr.
33. **Guignardia Medinillae** (Rangel) Sacc., *Laestadia Medinillae* Rangel, 5883  
Bol. Agric. Sao Paulo 1915 p. 313, tab. V, fig. 1-3. — Maculis majusculis, marginalibus vel apicalibus, ad hypophyllum non vel vix perspicuis, ad epiphyllum concentrice-zonatis, pallide latericiis, margine lato atroque limitatis; peritheciis punctiformibus amphigenis, globosis vel subglobosis, simplicibus, vel rare 2-3 locularibus, innatis, epidermide tectis, ostiolo minute pertusis, 100-120  $\mu$  diam.;

ascis clavato-cylindraceis, apice rotundatis crasseque tunicatis, basi breviter pedicellatis, octosporis, 60-65  $\times$  14-16, apapophysatis; ascosporis distichis, saepius parte inferiore monostichis, inaequilateralibus etiamque medio inflatis, utrinque obtusis, rectis vel curvulis, nubiloso-guttulatis, continuis, hyalinis, 12-16  $\times$  4-5.

*Hab.* in foliis vivis *Medinillae magnificae* (Melastomataceae), Tearaby prope Niteroy, Brasiliae (E. R.).

34. **Guignardia Tetrazygiae** F. L. Stevens, Bot. Gazette 69., 1920. p. 5884

255. — Maculis indefinitis, irregularibus, 1-2 cm. diam. v. totum folium occupantibus, colore coriario, centro perithecigeris; peritheciis nigris utrinque conspicuis, circ. 160  $\mu$  diam., crasse membranaceis; ascis octosporis, in parte sporifera ovoideis, 45  $\times$  27, stipite longo angusto, 30-60  $\times$  4-5, donatis; paraphysibus nullis; sporidiis inordinatis, unilocularibus, hyalinis, ovoideis, obtusis, 24  $\times$  10.

*Hab.* in foliis *Tetrazygiae* sp. (Melastomataceae), San German, Vega Alta, Porto Rico, America centr.

35. **Guignardia Puiggari** (Speg.) Sacc., *Laestadia Puiggarii* Spegaz., Rel. 5885

Mycol. trop. etc. in Bol. Ac. Nac. Cienc. Cordoba, t. 23., 1919, Extr. p. 98. — Maculis indeterminatis difformibus albido ochroleucis; peritheciis hypophyllis, sparsis v. laxissime gregariis parenchymate immatis, epidermide tectis, udis sublenticularibus, 100-150  $\mu$  diam., siccis cupulato-collabescentibus, atris membranaceis, grosse angulateque cellulosis, ostiolo latissimo (40  $\mu$ ) perforatis; ascis obelatis, sursum attenuatis apiceque subtruncato-rotundatis, deorsum late rotundatis pedicello brevissimo nodulosoque suffultis, apapophysatis, octosporis, 45-50  $\times$  15-18; sporidiis oblique distichis, cylindraceo-subellipsoideis, 18-22  $\times$  6, rectis v. leniter inaequilateralibus, utrinque rotundatis, centro vage grosseque 1-guttulatis hyalinis.

*Hab.* ad folia emortua dejecta *Guarareae*? sp. (Meliaceae), in silvis prope Apiahy, America austr.

36. **Guignardia sydowiana** Trotter n. nov. — Syn. *Guignardia Musae* 5886

(Syd., Ann. Myc. 10., 1912, p. 80) Tr., non *G. Musae* Raciborski 1909. — Peritheciis epiphyllis, aequaliter denseque distributis, v. hinc inde paucis maculiformiter aggregatis, globosis, atris, 90-120  $\mu$  diam., pallide papillatis, contextu opaco; ascis fasciculatis, apapophysatis, cylindraceis v. clavato-cylindraceis, apice rotundatis, leniter incrassatis, breviter stipitatis, 50-70  $\times$  10-15, octosporis; sporidiis oblongis, utrinque rotundatis continuis, hyalinis, medio plerumque incrassatis, 10-11  $\times$  3-5, distichis, an tandem spurie septatis (?).

*Hab.* in foliis languidis vel submortuis *Musa e* (Musaceae), Kisantu Kongo, Africae (VANDERYST).

37. **Guignardia Cabelludae** (Rangel) Sacc., *Laestadia Cabelludae* Rangel, 5887

Fungi do Bres. in Arch. Mus. Nac. Rio Jan. 1917, p. 161, VI f. 12-14. — Maculis majusculis, 1-2 cm. diam. amphigenis, sparsis v. confluentibus, saepius secus nervos medios dispositis, brunneolis demum luteolis, inferne junioribus obscuris: peritheciis miutis, punctiformibus, epiphyllis v. laxe aggregatis, globosis v. subglobosis v. irregulariter conoideis, membranaceis, innatis, prominulis ostiolo papillato, atris, 120-160  $\mu$  diam.; ascis cylindraceo-clavatis, octosporis, apice rotundatis incrassatis (junioribus crassioribus), aparaphysatis 50-60  $\times$  15-18; sporidiis oblongis, medio inlatis, utrinque rotundatis, conglobatis, v. subdistichis, hyalinis, 12-16  $\times$  5-6.

*Hab.* in foliis vivis *Eugenia e Cabelludae* (Myrtaceae), Niteroy, Brasiliae.

38. **Guignardia Cambucae** (Rangel) Sacc., *Laestadia Cambucae* Rangel, 5888

Fung. do Bres. in Arch. Mus. Nac. Rio Jan. p. 161 t. VI f. 10-11. — Maculis amphigenis 1-3 mm. diam., rotundatis, elongatis v. irregularibus, sparsis v. confluentibus, superne cupreis, linea atro-purpurea limitatis, inferne pallide viridibus, anulo pallescente demum nigro circumdatis; peritheciis epiphyllis, sparsis, punctiformibus, subsphaericis v. depresse conoideis, immersis, velatis dein erumpentibus, ostiolo perforatis, papillatis; contextu parenchymatico, atris, 120-160  $\mu$  diam.; ascis aparaphysatis, clavulatis, breviter pedicellatis, apice rotundatis, incrassatis, octosporis, 90-100  $\times$  18-22; sporidiis subdistichis, ovoideis, utrinque rotundatis, quandoque grosse 1-guttatis, hyalinis, 18-20  $\times$  8-10.

*Hab.* in foliis vivis *Marliereae edulis* (Myrtaceae), Niteroy, Brasiliae.

39. **Guignardia Jasmini** (Petch) Sacc., *Laestadia Jasmini* Petch, Ann. 5889

R. Bot. Gard. Peradeniya, v. VI, P. III, 1917, p. 223. — Maculis rotundatis, 3-4 mm. diam., albis, aridis, peritheciis subepidermalibus, 0,1-0,2 mm. diam., nigris; ascis clavatis, octosporis, sporis biseriatis, 54-56  $\times$  8-9. Sporis ovalibus vel subcymbiformibus, obtusis, hyalinis, continuis, 12-15  $\times$  5-6.

*Hab.* ad folia *Jasmini flexilis* (Oleaceae), Hakgala, Ceylon.

40. **Guignardia jasminicola** Gz. Frag., Intr. Flor. Microm. Catal. 1917, 5890

p. 83. — Peritheciis sparsis, immersis, globosis, nigris, epidermide velatis, 300  $\mu$  diam., ostiolo papillato erumpente; contextu paren-

chymatico, fuligineo, crassinseculo membranaceo; ascis aparaphysatis, oblongo-clavatis v. ovoideis, sessilibus, crasse tunicatis, rectis v. curvulis, 54-70  $\times$  15-20, apice rotundato; sporidiis distichis v. inordinatis, ovoideo-oblongis, hyalinis, intus granulosis, 15-18  $\times$  6,5-7. raro 21  $\times$  8.

*Hab.* in ramulis emortuis *Jasmini officinalis* (Oleaceae), culti in Horto S. Gervasio Barcelona, Hispaniae (CABALLERO). — Socia adest *Macrophoma jasminicola* Gz. Frag.

41. **Guignardia Arecae** Sacc., Notae Myc. XXIII p. 63 (Accad. Ven. 5891  
trent. 1917). — Maculis suborbicularibus majusculis, 15-20 mm. lat. sordide isabellinis, dilute brunneo-cinctis, demum griseis, distinctius epiphyllis; peritheciis gregariis globoso-lenticularibus, 90-120  $\mu$  diam., poro 18  $\mu$  diam. pertusis, nigricantibus; contextu dense celluloso atro-fuligineo; ascis oblongo-clavatis deorsum obtuse tennatis, sessilibus, 45-54  $\times$  14-16, aparaphysatis; sporidiis distichis, elliptico-oblongis, utrinque praecipue apice rotundatis, 12-14,5  $\times$  5,5-6, hyalinis, nubiosis.

*Hab.* in foliis emortuis *Arecae Catechu* (Palmae), Los Baños, Ins. Philipp. — Imprimis maculis peculiaribus dignoscenda species.

42. **Guignardia Arengae** Rehm, Ascomyc. Philipp. V, Leaflets of Phi- 5892  
lipp. Botany, VI (1914) p. 2195. — Peritheciis gregariis, folio immaculato innatis, lenticularibus, 200  $\mu$  diam., epidermidem protuberantibus, minutissime papillulatis, fusco-membranaceis, elapsis foveolam nigram relinquentibus; ascis ventricoso-ellipsoideis, sessilibus, aparaphysatis, 40  $\times$  20; sporidiis oblongis, utrinque rotundatis, rectis, ample 1-guttatis, hyalinis, 15-18  $\times$  6-8.

*Hab.* in foliis emortuis *Arengae mindorensis* (Palmae), Luzon, Prov. Laguna, Los Baños, ins. Philipp. (C. F. BAKER). — *G. Musae* Rac. proxima videtur.

43. **Guignardia Freycinetiae** Rehm, Ascomyc. Philipp. I, in Philipp. 5893  
Journ. of Sci. VIII (1913) p. 184. — Peritheciis in utraque foliorum pagina sparsis, subdimidiatis, convexulis, nigris, minute papillulatis, poro pertusis, glabris, excipulo membranaceo, pseudoparenchymaticae, haud centrifuge contexto, fusco; ascis fusiformibus, distincte stipitatis, octosporis, usque ad 70  $\times$  9, paraphysibus filiformibus tenuibus, obvallatis; sporidiis bacillaribus, rectis, infera parte acutatis, 1-cellularibus, hyalinis, ca. 25  $\times$  2,5-3, in ascis superiore parte 3-4-stichis.

*Hab.* in foliis emortuis *Freycinetiae* (Pandanaeae), Luzon,

prov. Laguna, Los Baños, ins. Philipp. (C. F. BAKER).

44. *Guignardia pipericola* F. L. Stevens, Trans. Ill. Ac. of Sc. v. X, 5894  
1917, p. 183. — Maculis circularibus 3-8 mm. diam., contextu foliorum parum mutato; peritheciis numerosis 150  $\mu$  diam. v. oblongis et 280  $\approx$  150, nigris, in contextu foliorum hypertrophico verruciformi immersis; ascis aparaphysatis, longe pedicellatis, 85  $\approx$  17, pedicello dimidium ascis aequante; sporidiis ovoideis hyalinis continuis, inordinatis, 13-17  $\approx$  5.

*Hab.* in foliis *Piperi medi et marginati* (Piperaceae), pluribus locis Porto Rico, Amer. Centr.

45. *Guignardia adeana* Rehm, Ascomyc. Exsicc. fasc. 51, n. 2016, Ann. 5895  
Mycol. X, 1912, p. 537. — Peritheciis subgregariis, plerumque paginae superiori folii late flavidulae innatis eamque protuberantibus, globulosis, papillula minutissima prorumpentibus, membranaceo contextis glabris, 0,3 mm. latis; ascis cylindraceo-subfusiformibus, hand stipitatis, apice rotundatis, 130-140  $\approx$  25, octosporis; sporis oblongis, utrinque obtusis, 1-cellularibus, hyalinis, demum dilutis sine flavescensibus, 20-24  $\approx$  9-11, strato mucoso tenui obductis, 1-2-stichis, paraphysibus nullis.

*Hab.* in foliis *Polygalae Chamæbuxi* (Polygalaceae), Wiesenfels, Jura (ADE). — *Laestadiae Rhododendri* (D. N.) Sacc. proxima.

46. *Guignardia Plectroniae* Syd., Ann. Mycol. 15., 1917, p. 207. — 5896  
Perithecia ramos longe lateque ambientia dense aequaliterque disposita, vix discreta, sive pluria dense gregaria, sed non confluentia, globosa, 150-180  $\mu$  diam., ostiolo minuto per epidermidem erumpente, pariete membranaceo parenchymatice e cellulis 8-10  $\mu$  diam., contextu, sub micr. obscure flavo-olivacea; asci superne saccati, tenuiter tunicati, p. sp. 40-55  $\approx$  18-22, octospori, aparaphysati; sporae distichae vel conglobatae, late ellipsoideae, ovatae vel oblongae, continuatae, late rotundatae, hyalinae, 15-18  $\approx$  8-9.

*Hab.* in ramis emortuis *Plectroniae monstrosae* (Rubiaceae), Los Baños, Ins. Philipp. (C. F. BAKER).

47. *Guignardia Ailanthi* (Grove) Sacc., *Laestadia Ailanthi* Grove, Bull. 5897  
Misc. Inform. R. Bot. Gard. Kew 1919, n. 4, p. 198, cum icon. — Perithecia subdense sparsa, membranacea, lentiformia, atra, ca. 150  $\mu$  diam., tecta, dein erumpentia. Asci clavulati, 60  $\approx$  10, paraphysibus nullis visis. Sporidia disticha, ovali-fusoidea, intus granulosa ac leviter guttulata, 12-14  $\approx$  4-5.

*Hab.* in ramulis *Ailanthi* (Simarubaceae), Aiken, Carolina

- austr., Amer. bor. (RAVENEL, Fungi N. Amer. n. 2172).
48. **Guignardia Helicteres** F. L. Stevens, Trans. Ill. Ac. of Sc. v. X, 5898  
1917, p. 183. — Maculis colore coriario, circularibus, arescentibus  
8-5 mm. diam., definitis linea purpurea marginatis, peritheciis im-  
mersis, obscuris, 125-160  $\mu$  diam., ostiolo zona obscura limitato;  
paraphysibus nullis, ascis octosporis, 68  $\approx$  14-17; sporidiis oblongis  
obtusis continuis hyalinis, 17  $\approx$  5.  
*Hab.* in foliis *Helicteres jamaicensis* (Sterculiaceae),  
Barceloneta Porto Rico, Amer. Centr.
49. **Guignardia Sterculiae** Rehm, Ascomyc. Philipp. V, Leaflets of Phi- 5899  
lipp. Botany VI (1914) p. 2194. — Peritheciis plerumque maculis  
epiphyllis, demum totam superiorem paginam nigro-viridulo colo-  
rantibus gregarie innatis, semiglobosis, apice denigratis, poro haud  
perspicuo, membranaceo-contextis, glabris, 0,2 mm. latis; ascis cla-  
vatis, apice rotundatis incrassatisque aparaphysatis, octosporis,  
80  $\approx$  12; sporidiis distichis ovoideo-elongatis, 1-cellularibus, hyali-  
nis, guttulis oleosis repletis, 18  $\approx$  8-9.  
*Hab.* in foliis *Sterculiae foetidae* (Sterculiaceae), Luzon,  
Prov. Laguna, Los Baños, ins. Philipp. (S. A. REYES).
50. **Guignardia tunetana** (Pat.) Sacc., *Laestadia tunetana* Pat., Enum. 5900  
Champ. Tunis. p. 12 (1892), Sacc. Syll. XIV p. 517.  
*Hab.* in caulibus emortuis *Pituranthi chloranthi* (Um-  
belliferae), Tarhuna Tripolitania (R. PAMPANINI). — Videtur forma  
minor: pycnidiis 130-140  $\mu$  diam., ostiolo 16-18  $\mu$  diam. pertusis:  
ascis 60-70  $\approx$  14-16, aparaphysatis; sporidiis oblongo-fusoideis, acu-  
tulis, 15-16  $\approx$  4,5-4,7, nubilosus, hyalinis, distichis. Sed dimensiones  
paullo minores a fungo minus evoluto pendere videtur (Sacc. Notae  
Myc. XX, Nuovo Giorn. bot. it. 23., 1916, p. 225).
51. **Guignardia durmitorensis** Bubák, III Beitr. Pilz. Montenegro, in 5901  
Botanikai Közlemények, 1915, p. (55). — Peritheciis laxiuscule gre-  
gariis, applanatis, 150-200  $\mu$  in diam., epidermide tectis, postea  
apice erumpentibus, demum epidermide destitutis, nigris, nitidis,  
contextu crasso, nigro-castaneo, pseudoparenchymatico; ascis ob-  
longis vel oblongo-clavatis, 45-55  $\mu$  longis, 11-15  $\mu$  latis, crasse tu-  
nicatis, apice rotundatis et ibidem, praecipue in lateralibus valde  
incrassatis, basi breve pedicellatis, hyalinis, aparaphysatis; spori-  
diis fusoides, 17-20  $\mu$  longis, 3-4  $\mu$  latis, rectis, utrinque attenuato-  
rotundatis, hyalinis, continuis.  
*Hab.* in caulibus emortuis *Valerianae montanae*  
(Valerianaceae), Durmitor, Lokvice, Montenegro. — Socia adest *Rhab-*

*dospora fusariispora* Bub.

**DISCOSPHERINA** v. Höhnelt, *Fragm. z. Mykol.* XX n. 1031 p. 1 in Sitzb. k. Ak. d. Wiss. Wien, 1917; *Ber. deutsch. bot. Ges.* 35., 1917, p. 248 (nomen nudum). — A *Guignardia* differt fabrica peritheiorum (?). — Typ. gen.:

1. **Discosphaerina discophora** v. Höhnelt, l. c. — P. Strasser, *Verh. Zool. bot. Ges. Wien*, 69., 1919, p. 361. — Descriptio nulla.

*Hab.* in foliis siccis *Solidaginis Virgae-aureae* (Compositae), Sonntagberg, Austria inf. (STRASSER).

\*) **GLOMERELLA** Schenk. et Spauld.— *Syll.* XVII p. 573, XXII p. 77.

1. **Glomerella Anthurii** Montemartini, *Riv. di Patol. Veget.* 1915, p. 237. — Peritheciis lageniformibus, pilosis, solitariis, basi 120-150  $\mu$  diam.; ascis clavatis, sessilibus, 80-85  $\mu$  longis, gracilibus; sporiidiis octonis, hyalinis, continuis, leniter curvulis, 18-20  $\times$  4-5.

*Hab.* in foliis *Anthurii* (Araceae), in Horto Botanico Papiæ, Italia bor.

2. **Glomerella Cinnamomi** Yoshino, *Bot. Mag. Tokyo*, 1907, pp. 230-232, tab. V; Tanaka, *Mycologia* 1922, p. 82. — Mycelium primum hyalinum dein fulvum, septatum, hyphis coloratis, septatis, 2-3,5  $\mu$  cr.; acervulis (status conidicus *Gloeosporium Yoshinoi* Sacc. n.) minute tuberculatis, subepidermicis, dein erumpentibus, pallide rubris; stromate disciformi brunneo; conidiophoris densis; conidiis oblongis, saepe ovoideis, ellipsoideis v. cuneatis, saepe parum curvatis, 1-2 v. non guttulatis, hyalinis, in massa pallidis, magnitudine variabilibus sed plerumque 10-18  $\times$  4-6; peritheciis subepidermicis, nigris punctiformibus, solitariis v. abbinatis, globosis v. globoso-depressis, apice leniter clavatis et ostiolo orbiculari 17-20  $\mu$  lato praeditis, brunneo v. brunneo cyaneo, 100-150  $\mu$  crassis; ascis numerosis, fusoideis medio latioribus, apice angustatis, tunica apice saepe inerassata, 46-60  $\times$  8-13, octosporis, aparaphysatis; sporis oblongis, utrinque angustatis, plerumque incurvatis, hyalinis, guttulatis v. non, 10-15  $\times$  3,5-5.

*Hab.* parasitica et noxia in foliis, petiolis, squamis ramulisque, praecipue plantularum cultarum *Cinnamomi Camphorae*

\*) Cfr. C. L. SHEAR et ANNA K. WOOD, *Studies of fungous parasites belonging to the genus Glomerella*, in *Bur. of Plant Ind. Bull.* 252, Washingt. 1913, opus in-  
bulis 18 ornatum.

(Lauraceae), Japonia. — Syn. *Guignardia Cinnamomi* Hara.

3. **Glomerella Musarum** Petch, Ann. R. Bot. Gard. Peradeniya, v. VI, 5905  
P. 111. 1917, p. 223. — Peritheciis erumpentibus vel liberis, nigris,  
100-120  $\mu$  diam., ovatis, breviter rostratis, membranaceis; ascis  
clavatis 50-60  $\times$  10, octosporis uni-vel bi-seriatis; sporis hyalinis,  
continuis, cymbiformibus, rectis vel curvatis, obtusis, 14-18  $\times$  3,5-4.

*Hab.* in foliis *Musae paradisiacae* (Musaceae), Pa-  
nadure, Ceylon, sociis *Gloeosporii Musarum* Oke, et Mass., *Scoleco-*  
*trichi Musae* Zimm., etc.

**APIOSPOROPSIS** (Trav.) Mariani — Syll. XXII p. 78.

1. **Apiosporopsis Coronillae** Gz. Frag., Fungi Hort. Matrit. 1917, p. 11. — 5906  
Peritheciis sparsis, subeunteo erumpentibus, globosis v. lenticula-  
ribus 100-175  $\mu$  diam., membranaceis, non papillatis, ostiolo minuto-  
pertusis; ascis clavulatis, rectis curvulisve, breviter crassiusculeque  
pedicellatis, crasse tunicatis, apice rotundatis, aparaphysatis, 60-  
70  $\times$  14-18; sporidiis irregulariter distichis, oblongis, utrinque ro-  
tundatis, rectis v. subflexuosis, hyalinis, primo granulosis denique  
prope basim spurie obsoleteque 1-septatis, 16-20  $\times$  5-7, loculo imo  
minuto reactivi Azul ope non colorato.

*Hab.* in ramulis siccis *Coronillae emeroïdis* (Legu-  
minosae), in Horto botanico Madrid, Hispaniae. — Species videtur  
perfecte distincta.

**PHOMATOSPORA** Sacc. — Syll. I p. 432, IX p. 589, XI p. 291, XIV  
p. 519, XVI p. 456, XXII p. 78.

1. **Phomatospora migrans** Rehm, Ascom. Philipp. VIII in Leaf. of Phi- 5907  
lippin. Bot. VIII, 1916, p. 2936. — Perithecia in maculis epider-  
midis orbicularibus, dealbatis peripherice migrantibus, 4 cm. latis,  
demum confluentibus, annulatum gregarie innata, lenticularia, mi-  
nutissime ostiolata, nigritula senilia denudata, 0,5 mm. lata, mem-  
branacea ex cellulis quadratis 20  $\times$  10; ascis ovato-clavatis sessi-  
libus crasse tunicatis, 60-80  $\times$  20-24, 8-sporis, J-; sporis ellipsoideis,  
1-cellularibus hyalinis 15-20  $\times$  8-9, 2-3-stichis paraphysibus nullis.

*Hab.* ad *Arengam sacchariferam* (Palmae), Los  
Baños, Ins. Philipp. (S. A. REYES).

2. **Phomatospora kriegeriana** Rehm, Ann. Mycol. X, 1912, p. 390. — 5908  
Peritheciis immersis interdum seriatis, gregariis v. dispersis, glo-  
bulosis, ostiolo papillulato epidermidem perforantibus, membra-  
naeae fuscidule contextis, 0,2 mm. diam. glabris; ascis cylindra-

ceis, apice rotundatis,  $70-75 \times 10-14$ , octosporis, J-; sporis ellipsoideis, utrinque acutatis, unicellularibus, hyalinis,  $14 \times 7$ , monostichis; paraphysibus nullis.

*Hab.* in caulibus siccis *Lysimachiae vulgaris* (Primulaceae), prope Königstein a. Elbe, Saxonia (KRIEGER). — Ab coe-teris speciebus sporis magnis utrinque acutatis diversa.

3. **Phomatospora Rosae** Rehm, Ann. Mycol. XI, 1913, p. 397. — Peri- 5909  
thecia sub epidermide in cortice fuscato nidulantia, dispersa, globulosa, poro minutissimo pertusa, epidermium demum protuberantia, perforantia, inde denudata, glabra, 0,2 mm. diam., siccata umbilicata, fusca, non carbonacea. Asci cylindracei, apice rotundati,  $\cdot 100 \times 9-10$ , 8-spori. Sporae ovoideae, 1-cellulares, 1-magniguttatae, hyalinae,  $15 \times 7$ , 1-stichae. Paraphyses nullae.

*Hab.* ad ramulos emortuos *Rosae* (Rosaceae), Kulm N. Dakota, America bor. (BRECKLE).

**DESMOTASCUS** F. L. Stevens, Bot. Gazette 68., 1919, p. 476 (Ety-  
m. a *desmotēs* captivus). — Mycelium et perithecia nigra, sphaeriacea,  
ostiolata, breviter rostellata. Asci pseudoparenchymate immersi,  
octospori. Sporidia subhyalina unilocularia. — Differt a *Phomato-*  
*spora* pseudoparenchymate interascigero.

1. **Desmotascus portoricensis** F. L. Stevens, Bot. Gazette 68., 1919, p. 5910  
476, tab. XXX. — Mycelio obscuro ex hyphis variae crassitudinis  
(4-17  $\mu$ ) efformato; peritheciis 119-190  $\mu$  latis, 85  $\mu$  altis, nigris ru-  
goso-sphaeroideis, solitariis v. 2-3 aggregatis, immersis apice pa-  
pillatis v. breviter rostellatis, ostiolatis; ascis octosporis, oblongis,  
obtusis apice incrassatis,  $50-85 \times 17$ ; paraphysibus nullis sed ca-  
vitate peritheciarum pseudoparenchymate fulta; sporidiis oblongis  
subirregularibus, pallide stramineis,  $20-31 \times 8,5-10$ .

*Hab.* in foliis *Bromeliae Pinguin* (Bromeliaceae), Mayaguez Porto Rico, Amer. Centr.

**PHYSALOSPORA** Niessl. — Syll. I p. 433, IX p. 591, XI p. 291, XIV  
p. 520, XVI p. 457, XVII p. 203, XXII p. 80.

1. **Physalospora Hymanthophylli** Gz. Frag., Fungi Hort. Matrit. 1917, 5911  
p. 9. — Peritheciis numerosis immersis, tectis, globosis, non v. vix  
papillatis, ostiolo erumpentibus, nigris, membranaceis, minutis,  
 $125-175 \mu$  diam.; ascis cylindraceis,  $48-56 \times 10-12$ , pedicellatis, apice  
attenuatis; paraphysibus linearibus, guttulatis; sporidiis irregula-  
riter distichis, subfusoidis v. oblongo-ventricosis, utrinque atte-

muato-obtusis, intus minute granulosis v. guttulatis, 17-21  $\approx$  5-6,5, raro usque ad 22  $\approx$  7.

*Hab.* in foliis emortuis *Hymanthophylli miniati* (Amaryllidaceae), in Horto bot. Madrid, Hispaniae (A. CABALLERO).

2. **Physalospora Diedickei** Jaap, Verh. Bot. Ver. Prov. Brandenb. LVI 5912

(1914) p. 82 (1915). — Peritheciis gregariis dense in greges latos dispositis, saepe totum folium invadentibus, ut plurimum epiphyllis, subepidermicis, dein erumpentibus, globosis, breviter ostiolatis, 300-400  $\mu$  diam.; ascis late clavatis, ad 95  $\mu$  longis, 15  $\mu$  crassis, sursum late rotundatis, paraphysatis, facile diffluentibus; sporidiis ellipsoideis vel subovatis, rotundatis, hyalinis, continuis, intus granulosis vel grosse 1-guttulatis, 8-12  $\approx$  6-8.

*Hab.* in foliis siccis *Ilicis Aquifolii* (Aquifoliaceae), in Schleswig-Holstein, Germania. — A *Ph. Ilicis* (Schleich.) Sacc. praecipue differt sporidiis minoribus.

3. **Physalospora Hoyae** H. et P. Sydow, Ann. Mycol. XI, 1913, p. 259. — 5913

Peritheciis amphigenis, plerumque hypophyllis, in partibus foliorum albide decoloratis effusis dense aequaliterque distributis, subinde totam folii superficiem obtegentibus, applanato-globulosis, 150-180  $\mu$  diam., atris, poro pertusis, irregulariter parenchymatice fuscae contextis, cellulis contextus 9-12  $\mu$  diam.; ascis oblongis, subclavatis v. saecatis, apice rotundatis, paraphysatis (ut videtur), 48-68  $\approx$  16-25, octosporis; sporidiis oblongis, utrinque late rotundatis, continuis, hyalinis, 19-25  $\approx$  6,5-8, medio subinde leniter contractis.

*Hab.* in foliis morientibus *Hoyae* sp. (Asclepiadaceae), Los Baños ins. Philippinensium (C. F. BAKER).

4. **Physalospora nitidula** Sacc., Notae Myc. XXIII p. 64 (Accad. Ven. 5914

trent. 1917). — Maculis amphigenis, subochraceis, vagis; peritheciis laxe gregariis innatis, epiphyllis, sed utrinque visibilibus, globulosis, atro-nitidulis, duriusculis, 300-350  $\mu$  diam. ostiolo impresso; contextu celluloso, parum distincto, castaneo; ascis cylindraccis brevissime stipitatis, apice obtusulis, 75-80  $\approx$  9, parce filiformi-paraphysatis, octosporis; sporidiis oblique monostichis, ellipsoideis, utrinque rotundatis, 11-12  $\approx$  7-7,5, nubilosis hyalinis.

*Hab.* in foliis languidis *Cordia e Myxae* (Borraginaceae), Los Baños, Ins. Philipp.

5. **Physalospora caryophyllinicola** F. L. Stevens, Trans. Ill. Ac. of Sc., 5915

v. X, 1917, p. 184. — Maculis copiosis; peritheciis hypophyllis in maculis dense aggregatis, nigris, subepidermicis, globosis, 60-110  $\mu$  diam., ostiolo 20  $\mu$  cr. obscure marginato; ascis cylindraccis 25  $\approx$  8,

octosporis; paraphysibus filiformibus, guttulatis, tenuibus; sporidiis ovoideis leniter asymmetricis, guttulatis,  $20 \approx 5$ .

*Hab.* in foliis *Drymariae cordatae* (Caryophyllaceae), Jayuya, Porto Rico, America Centr.

6. **Physalospora andicola** Speg., Mycet. Argent. VI, Anal. Mus. Nac. 5916

Buenos Aires XXIII p. 48 (1912). — Maculis effusis, indeterminatis, flavescens, amphigenis, 5-20 mm. latis, peritheciis epiphyllis, copiosissimis, discretis, parenchymate innatis, prominulis, nigris, lenticularibus, 100-150  $\mu$  diam., siccis collapsis, obsolete papillato-ostiolatis, contextu parenchymatico fuligineo; ascis subellipsoideis, apice obtuse rotundatis, basi brevissime crasseque pedicellatis, 55-60  $\approx$  15-18, paraphysatis; sporidiis elliptico-navicularibus, utrinque obtusis, 18-20  $\approx$  9-10, saepius grosse 1-2 guttulatis, hyalinis.

*Hab.* in foliis vivis *Solidagine linearifoliae* (Compositae), secus rivulum Potrerillos, prope Mendoza: Argentina. — Species notis nonnullis ad *Phyllachoram* vergens sed a *Ph. Solidagine* Schw. toto coelo diversa.

7. **Physalospora Embeliae** H. S. Yates, The Philipp. Journ. of Sc., Bot., 5917

13., 1918, p. 377. — Maculis amphigenis, orbicularibus, 0,6-1,4 cm. diam., peritheciis immersis, epiphyllis, in maculis concentricis dispositis, globulosis, 250-300  $\mu$  diam., epidermide elevata tectis et ostiolo papilliformi atro, prominulo praeditis; ascis cylindraceutis 100  $\approx$  6-8, basi in pedicellum attenuatis, 8-sporis; paraphysibus filiformibus; sporidiis monostichis, ellipsoideis, utrinque late rotundatis, hyalinis, 10  $\approx$  5.

*Hab.* in foliis *Embeliae* (Diapensiaceae), Basilan, Ins. Philippin. (YATES).

8. **Physalospora propinqua** Sacc., Philipp. Journ. of Sc. Manila, P. I. 5918

1921, p. 597. — Peritheciis gregariis, saepius seriatis, globulosis, obtuse papillatis, subentanco-erumpentibus, prominulis, intus albis, 0,25-0,33 mm. diam., ascis crasse clavatis, breviter stipitatis, crasse tunicatis, 85-95  $\approx$  18-20, octosporis, obsolete paraphysatis; sporidiis distichis, oblongo-fusoideis, saepe inaequilateris, utrinque obtuse tennatis, 18-20  $\approx$  6, hyalinis.

*Hab.* in ramis emortuis *Ricini communis* (Euphorbiaceae), Kwang Tung, Canton, Cina (REINKING). — Affinis *Ph. gregariae*, sed sporidiis subfusoideis, angustioribus et *Ph. reinkingianae* sed sporidiis brevioribus diversa.

9. **Physalospora Adianthi** v. Höhn., Fragm. zur Mykol. 764, in Stzgsb. 5919

Akad. Wiss. Wien CXXI, 1, p. 382 (1912). — Maculis brunneis, ob-

seurins marginatis, variae magnitudinis e foliorum margine procedentibus, saepe usque ad  $\frac{1}{4}$  laminam invadentibus, amphigenis, nervis limitatis; peritheciis copiosis, gregariis, utrinque prominulis, ostiolo papillato per epidermidem inferiorem erumpente, atro-brunneis, globoso-depressis, 160  $\mu$  usque latis, 100-120  $\mu$  altis, contextu parenchymatico 12  $\mu$  cr., mycelio intercellulari ex hyphis griseo-violaceis 6-8-12  $\mu$  crassis; ascis clavatis, apice rotundatis crasseque tunicatis, sessilibus, 48  $\approx$  14-16, paraphysibus copiosis, crassis, articulatis intermixtis; sporidiis 2-3-stichis, oblongis, utrinque rotundatis, medio ventricosis inde obtuse fusiformibus, contentu granuloso, 12-18  $\approx$  5-6, utrinque clypeo gelatinoso instructis qua causa usque ad 22  $\mu$  longis.

*Hab.* in pinnulis *Adiantum* sp. (Filices), in horto bot. Peradeniya, Ceylon.

10. **Physalospora Ephedrae** Sydow, Monit. Jard. Bot. Tiflis XXVI (1913) 5920 p. 5. — Peritheciis sparsis, globuloso-conicis, immersis, atris, ostiolo verruciformi tantum erumpentibus, 150-225  $\mu$  diam., contextu opaco coriaceo; ascis cylindraceo-clavatis, apice rotundatis, brevissime stipitatis, 110-160  $\approx$  17-22, octosporis; sporidiis oblique monostichis, usque distichis, utrinque rotundatis, continuis, hyalinis, intus granuloso-faretis, 20-26  $\approx$  10-13.

*Hab.* in ramis *Ephedrae procerae* (Gnetaceae), Tiflis, Caucaso (Woronzow).

11. **Physalospora peribambusina** Rehm, Ascom. Philippin. VIII, in 5921 Leaflet. of Philippin. Bot. VIII. 1916. p. 2937. — Perithecia plurima in culmis late dealbatis epidermidis gregarie innata, solitaria interdum seriatim arete congregata, peridermium elevantia, laciniatim vel lineariter perumpentia globulosa, minutissime papillulata, nigra, glabra 0,12 mm. lata; ascis clavatis crasse tunicatis, 80-90  $\approx$  15, 8-sporis; sporis ellipsoideis, 1-cellularibus, interdum 1-magniguttulatis, hyalinis, 18  $\approx$  7-8, distichis; paraphysibus filiformibus; excipulum parenchymaticum, crassum, fuscum.

*Hab.* ad emortuam *Bambusa vulgaris* (Graminaceae), Los Baños, Ins. Philipp. (C. F. BAKER et S. R. REYES). — *Phys. Bambusae* (Rab.) Sacc. imprimis sporis multo minoribus aliena.

12. **Physalospora reinkingiana** Sacc., Philipp. Journ. of Sc. Manila, 5922 P. I. 1921, p. 596. — Peritheciis globulosis, subcutaneis, saepius gregatim seriatim, 200-250  $\mu$  diam., vix papillatis, nigris, initio intus albis, contextu pachydermatico, indistincte celluloso, fuligineo; ascis tereti-clavatis, breviter sensim stipitatis, 115-120  $\approx$  12, obsco-

lete paraphysatis, 8 sporis; sporidiis oblique monostichis v. distichis, fusiformibus, rectis curvulisve, 30-33  $\times$  5,5-6, raro brevioribus, intus nubilosus, hyalinis.

*Hab.* in culmis emortuis *Bambusae vulgaris* (Graminaeae), socio *Melanconio sphaerospermo*, Kwang Tung, Canton, Cina (REINKING). — Imprimis sporidiis fusoidis, longis dignoscenda, et a *Phys. Bambusae* omnino diversa.

13. **Physalospora Dinocloeae** Rehm, Ascum. Philippin. VIII, in Lealtt. 5923

of Philippin. Bot. VIII, 1916, p. 2937. — Perithecia gregaria innata, peridermium haud decoloratum protuberantia, globulosa minutissime papillulata, nigritula, 100-120  $\mu$  lata, glabra, parenchymatice contexta; ascis ovalibus, 45-48  $\times$  25, 8-sporis; sporis oblongo-subclavatis rectis 1-cellularibus, hyalinis, 18-20  $\times$  8, strato mucoso hyalino, 2  $\mu$  lato obductis, distichis; paraphyses? nullae.

*Hab.* in culmis *Dinocloeae* sp. (Graminaeae), Los Baños, Ins. Philipp.

14. **Physalospora linearis** Sacc., Notae Myc. XXIII p. 64 (Accad. Ven. 5924

trent. 1917). — Peritheciis series longas angustissimas parallelas formantibus, innatis ostioloque minuto erumpentibus, globulosis 100-150  $\mu$  diam., intus albis, dein totis nigris; ascis crasse clavatis, saepe flexis, deorsum sensim tenuato-stipitatis, 90-100  $\times$  12-14, crasse tunicatis; paraphysibus irregularibus, guttulatis; sporidiis distichis ellipsoideo-elongatis, 17-19  $\times$  6, utrinque obtusulis, nubilosus, hyalinis.

*Hab.* in culmis emortuis *Zea e Maydis* (Graminaeae), Los Baños, Ins. Philipp. (BAKER). — Dispositione lineari mox dignoscitur et tunc a *Ph. zeicola* est omnino diversa.

15. **Physalospora Juglandis** H. et P. Sydow et Hara in Sydow, Ann. 5925

Mycol. XI, 1913, p. 260. — Peritheciis dense gregariis, peridermio tectis, globosis, brevissime papillatis, 140-170  $\mu$  diam., atris, nucleo albo faretis; ascis clavatis, apice rotundatis, crasse tunicatis, breviter stipitatis, 80-100  $\times$  16-22, octosporis; sporidiis distichis, ovoideo-oblongis v. oblongo fusoidis, continuis, intus guttulatis, hyalinis, 17-26  $\times$  7-8.

*Hab.* in ramis corticatis *Juglandis regiae* var. *sinesis* (Juglandaceae), Kawauye-mura pr. Mino, Japoniae (K. HARA).

16. **Physalospora Barringtoniae** Syd., Ann. Mycol. 14., 1916, p. 359. — 5926

Maculis amphigenis, orbicularibus, 0,5-1 cm. diam.; peritheciis in hypophyllo conspicuis, in mesophyllo sitis, in macula aggregatis, sed discretis, sublenticularibus usque depresso-globosis, 170-220  $\mu$

diam., parietibus lateralibus et basali parum evolutis pallidis, pariete superiore magis evoluta et obscuriore; ascis cylindraco-clavatis, paraphysatis, 100-130  $\mu$  longis, 13-18  $\mu$  latis; sporidiis octonis, oblique monostichis usque distichis, fusoides, utrinque attenuatis continuis, hyalinis, 20-24  $\mu$  longis, 8-9  $\mu$  latis.

*Hab.* in foliis *Barringtoniae* spec. (Lecythidaceae), prope Rizal Luzon, ins. Philipp. (M. RAMOS).

17. *Physalospora Andirae* F. L. Stevens, Trans. Ill. Ac. of Sc. v. X, 5927

1917, p. 184. — Maculis conspicuis amphigenis, colore coriario donatis, forma irregularibus subdefinite marginatis; peritheciis subepidermicis demum erumpentibus, colore coriariis, areola circulari 0.5 mm. diam. limitatis; ascis tenuiter tunicatis, octosporis, 54-68  $\approx$  7, paraphysibus numerosis filiformibus obvallatis; sporis monostichis v. inordinatis, unilocularibus, ovoideis, hyalinis.

*Hab.* in foliis *Andirae jamaicensis* (Leguminosae), pluribus locis in Porto Rico, America.

18. *Physalospora Astragali* (Lasch) Sacc. — Syll. I p. 437. — Var. *cau-* 5928

*licola* Sacc., Notae Mycol. XXII (R. Acc. Pad. 1917, p. 164). — Peritheciis cauliculis et macula epidermica atra longe producta tectis; ascis tereti-clavatis, 80-100  $\approx$  14-15; sporidiis octonis oblique monostichis, ellipsoideis, utrinque rotundatis, 16-17  $\approx$  7-8, e hyalino dilutissime flaveolis, intus nubilosis, circulo hyalino initio obductis.

*Hab.* in caulibus subviviis *Astragali pectinati* (Leguminosae), pr. Minot, Dakota, Amer. bor. (Leg. O. A. STEVENS., comm. BRECKLE).

19. *Physalospora xanthocephala* Syd. et Butl., Ann. Mycol. IX, 1911, 5929

p. 408. — Peritheciis dense aggregatis, subinde quasi caespitosis v. subconfluentibus, peridermio primitus tectis, globulosis, 200-300  $\mu$  diam., atris, globoso-papillatis, ostiolo dilutiore obscure flavido erumpente; ascis cylindraco-clavatis, crasse tunicatis, apice rotundatis, 80-120  $\approx$  17-22, p. sp. 60-95  $\approx$  17-22, octosporis; paraphysibus filiformibus, multiseptatis; sporidiis distichis, ellipsoideo-oblongis v. fusioideo-oblongis, medio inflatis, utrinque angustioribus, sed apicibus obtuse rotundatis, continuis, hyalinis, ca. 22-29  $\approx$  7,5-10.

*Hab.* in ramis corticatis *Cajani indici* (Leguminosae), Pusa, Indiae or. (R. SEN). — *Phys. gregariae* Sacc. proxima sed sporidiis latioribus et ostiolo peritheciali flavidulo longiore diversa.

20. *Physalospora guignardioides* Sacc., Notae Mycol. XX, Nuovo Giorn. 5930

bot. it. 23., 1916, p. 201. — Peritheciis laxiuscule gregariis, subcutaneo-erumpentibus, globulosis, v. subdepressis non v. vix papil-

latis, 120  $\mu$  diam. nigris, poro rotundo 12-15  $\mu$  diam. pertusis, contextu celluloso fusco-fuligineo; ascis cylindraccis, apice rotundatis, breviter stipitatis, 85-95  $\approx$  8-10, octosporis; paraphysibus paucis evanidis; sporidiis oblique monostichis ellipsoideis, utrinque acutulis, 11-12  $\approx$  4-5, hyalinis, faretis.

*Hab.* in caulibus emortuis *Canavaliae gladiatae* (Leguminosae), Los Baños, Ins. Philipp. — Ob partium parvitatem ad *Guignardiam* mutat. Forte est *Physal. Phomopsi* (C. et B.) Sacc. affinis.

21. **Physalospora Caraganae** Woronichin, Bull. Jard. imp. Bot. St. 5931  
Oétersb. XI (1911) p. 12. — Stromatibus amphigenis, griseo-roseis; peritheciis gregariis, globosis vel oblongis, 290-420  $\approx$  240-325, stromate immersis, vix apice prominentibus, contextu parenchymatico, roseo-ochraceo, ad apicem perithecii brunneo; ascis cylindraccis fuscoideis, octosporis, 87-105  $\approx$  14-16, paraphysibus filiformibus hyalinis obvallatis; sporidiis ellipsoideis, hyalinis, monostichis, 12-14  $\approx$  7-8.

*Hab.* in foliis languidis *Caraganae fruticeis* (Leguminosae), in Rossia, distr. Buguruslan, gub. Samara (ISPOLATOV). — Satis affinis *P. Astragali* (Laseh) Sacc., a qua tamen differt, praeter matricem alienam, magnitudine peritheciolorum et forma stromatis.

22. **Physalospora Machaerii** P. Henn., Hedw. v. 48. (1908) p. 9. — Ma- 5932  
culis sparse effusis, fuscidulis; peritheciis laxè gregariis, subhemisphaericis, atro-nitentibus, 130  $\mu$  circ. diam.; ascis cylindraccis clavatis, obtusis, octosporis, paraphysatis, 35-40  $\approx$  5-6; sporidiis late ellipsoideis vel ovoideis, intus granulosis, hyalinis, 8-12  $\approx$  6-7.

*Hab.* in foliis *Machaerii Lanatii* (Leguminosae), Serra da Cantareira, S. Paulo, Brasilia.

23. **Physalospora Cladoniae** (Stein) Vouaux, Bull. Soc. Mycol. Fr. 1913, 5933  
p. 83, *Thrombium Cladoniae* Stein, Nachtr. z. Fl. Schl. IV p. 148. — Peritheciis immersis, dein emergentibus et subsuperficialibus, depresso ostiolatis, sphaeroideis, 100  $\mu$  diam.; ascis cylindraccis; paraphysibus capillaribus; sporidiis ovoideo-ellipsoideis, 9-12  $\approx$  4-6.

*Hab.* in thallo *Cladoniae neglectae* (Lichenes), Silesia, Europa media (STEIN). — *Ph. Xanthoriae* proxima sed peritheciis multo minoribus demumque subsuperficialibus diversa.

24. **Physalospora Jonaspidis** (Stein) Vouaux, Bull. Soc. Mycol. 1913 5934  
p. 83, *Thrombium Jonaspidis* Stein, Nachtr. z. Fl. Schl. IV p. 148. — Peritheciis immersis, apice depressis, vix 80  $\mu$  diam.; sporidiis ovoideis, 9-11  $\approx$  4-7.

- Hab.* in thallo *Jonaspidis chrysophanae* (Lichenes), Silesia, Europa media (STEIN).— A *Ph. Cladoniae* vix distincta.
25. **Physalospora Galactinae** Vouaux, Bull. Soc. Mycol. 1913, p. 81.— 5935  
 Peritheciis sparsis, parum numerosis,  $\frac{1}{3}$  v.  $\frac{1}{4}$  circa emergentibus, nigris, poro umbilicatis, subsphaeroideis, 180-285  $\mu$  diam.; contextu crasso, obscure brunneo, pseudoparenchymatico e cellulis polyedricis irregularibus 5-7  $\mu$  cr. efformato; ascis clavatis, crasse breviterque pedicellatis, apice praecipue crasse tunicatis, 4-8 sporis, 64-81  $\approx$  14-17; paraphysibus numerosis, filiformibus, irregularibus, parce septatis, ramosissimis et anastomosantibus, ascos superantibus, 1-1,5  $\mu$  crassis; sporidiis distichis ellipsoideo-oblongis, utrinque late rotundatis, hyalinis, continuis, crasse tunicatis, saepe 1-3 grosse guttulis, 14-18  $\approx$  6-8.
- Hab.* in thallo *Lecanorae galactinae* (Lichenes), Dunkerque, (BOULY DE LESDAIN), et Béziers Her., Gallia (A. DE CROZALS).
26. **Physalospora attractina** Syd., Ann. Mycol. 14., 1916, p. 79. — Pe- 5936  
 ritheciis hypophyllis, pluribus in maculis minutis rotundatis vel irregularibus saepe angulatis 1-4 mm. latis griseo-brunneis insidentibus, immersis, vertice tantum per epidermidem prorumpentibus, atris, 150-200  $\mu$  diam., irregulariter globosis, contextu indistincte parenchymatico; ascis cylindraceis stipitatis, 70-85  $\approx$  9-11, paraphysibus mucosis; sporidiis octonis, fusoides, utrinque attenuatis, continuis, hyalinis, 18-22  $\approx$  4-4,5.
- Hab.* in foliis *Fici* sp. (Moraceae), Seringal S. Francisco, Rio Acre, Brasiliae (E. ULE).
27. **Physalospora ficina** Syd., Ann. Mycol. 15., 1917, p. 207. — Ma- 5937  
 culae distinctae, amphigenae, orbiculares, 3-5 mm. diam., fusco-purpureae elevateque marginatae, in epiphylo griseae, in hypophylo atro-brunneae; perithecia hypophylo dense aggregata, subepidermalia, immersa, tecta, applanato-globosa, 170-200  $\mu$  diam., pariete ca. 10  $\mu$  crasso minute parenchymaticae contextu, ostiolo rotundo epidermidem perforantia; ascis clavati; sessiles vel brevissime stipitati, copiose paraphysati, 50-60  $\approx$  17-20, octospori; sporae distichae vel oblique monostichae, ellipsoideae vel oblongo-ellipsoideae, continuae, utrinque obtusae vel subattenuatae, 15-17  $\approx$  7-10.
- Hab.* in foliis *Fici* sp. (fol. coriaceis) (Moraceae), Mt. Maquilang, Ins. Philipp. (C. F. BAKER).
28. **Physalospora minuta** Miyake, Fung. jap. morie. 1916, t. 314 tab. 5938  
 II f. 1-2-3 (japonice) et in Mycologia, 1918, p. 285. — Peritheciis

subcutaneo-erumpentibus, ellipsoideo-globoideis, 150-200  $\mu$  lat., 125  $\mu$  alt.; contextu parenchymatico, atro; ostioliis 45-50  $\mu$  long., 40  $\mu$  lat.; ascis tereti-clavatis, crasse tunicatis 60-70  $\times$  13-18, copiose paraphysatis, octosporis; sporidiis subdistichis, fusoideis v. ellipsoideis, obtusis, minute granulosis, 18-22  $\times$  8-9, hyalinis.

*Hab.* in ramis *Mori albae* (Moraceae), in Japonia (HARA, MIYAKE).

29. **Physalospora pelladensis** P. Henn., Hedw. vol. 48. (1908) p. 9.— 5939

Maculis rotundatis, rufo-fuscidulis; peritheciis aggregatis, rotundatim dispositis, hemisphaericis, atro-nitentibus, 150  $\mu$  circ. diam.; ascis subovoideis vel subclavatis, octosporis, paraphysatis, 50-70  $\times$  18-22; sporidiis subdistichis vel conglobatis, ellipsoideis vel ovoideis, hyalinis, continuis, 10-15  $\times$  7-8.

*Hab.* in foliis *Melastomataceae*, Morro Pellado, S. Paulo, Brasilia.

30. **Physalospora borgiana** Sacc., Ann. Mycol. XI, 1913, p. 561, Nuovo 5940

Giorn. bot. it. N. S. v. XXI, 1914, p. 116.— Peritheciis gregariis subcutaneo-erumpentibus globoso-hemisphaericis, 225  $\mu$  diam., vix papillatis, poro pertusis; contextu atro-fuligineo denso; ascis tereti-oblongis, apice tunica incrassata rotundatis, brevissime stipitatis, 68-70  $\times$  16, octosporis, paraphysibus crassiusculis irregularibus obvallatis; sporidiis breviter fusoideis, distichis, utrinque acutatis, 16-18  $\times$  6, hyalinis, intus nubilosis.

*Hab.* in ramis emortuis *Jasmini heterophylli* (Oleaceae), S. Antonio (Insula Melita) (Doct. BORG).— Pluribus speciebus affinis et praesertim *Phys. minutulae*, sed matrice aliisque notis videtur distinguenda.— Rev. Pater Theissen (Ann. Mycol. 14., 1916, p. 418), inventa fortuiter in meo specimine *Pleospora vulgari*, non dubitavit meam *Physalosp. borgianam* (contextu atro-fuligineo denso donatam!), quam invenire non scivit, esse statum immaturum *Pleosporae*!. Ulterius cautius procedat nam *Pleospora borgiana* Theiss. est omnino superflua (P. A. Sacc. in ms.).

31. **Physalospora Arecae** v. Höhn., Fragm. zur Mykol. 765, in Stzgsb. 5941

Akad. Wiss. Wien CXXI, 1, p. 383 (1912).— Maculis amphigenis, copiosis, irregulariter rotundatis vel oblongis, 1-2 cm. diam., late brunneo-marginatis, centro pallescentibus; peritheciis epiphyllis, copiosis, plerumque in series breves ordinatis, subepidermicis, ostiolo applanato minuto non erumpente, atro-brunneis, 160-200  $\mu$  diam., excipulo submembranaceo 12  $\mu$  crasso; ascis late clavatis, sessilibus, sursum rotundatis, 52-70  $\times$  14-20, paraphysibus spu-

riis obvallatis; sporidiis distichis, hyalinis, oblongis vel subelavatis, utrinque rotundatis, intus granulosis, 16-18  $\times$  6-8.

*Hab.* in foliis vivis *A r e c a e*? *C a t e c h u* (Palmae), Buitenzorg, Java. — Adsunt pyrenidia (*Phyllosticta Arecae* v. Höhu.) peritheciis similia, sporulas ovato-globosas 8-12  $\mu$  crassas, intus granulosas gerentibus.

32. **Physalospora rhacheophila** Sacc., Notae Myc. XXIII p. 64 (Accad. 5942

Ven. trent. 1917, p. 64). — Peritheciis gregariis vel hinc inde aggregatis, subcutaneis, vix erumpentibus, atris, 300-320  $\mu$  diam., intus albis, poro pertusis; contextu grosse parenchymatico atro-fulgineo; ascis tereti-clavatis, deorsum breviter stipitato-tenuatis, apice rotundatis, 55-60  $\times$  8-9, octosporis; paraphysibus articulatis, diffluentibus; sporidiis distichis oblongo-subrhombeis, utrinque acutatis, 17-19  $\times$  6, nubilosis, hyalinis.

*Hab.* ad rhachides emortuas *A r e n g a e m i n d o r e n s i s* (Palmae), Los Baños, Ins. Philipp. (BAKER).

33. **Physalospora Astrocaryi** P. Henn., Hedw., vol. 48. (1908) p. 107. — 5943

Maculis pallidis effusis; peritheciis sub epidermide nidulantibus, gregariis, membranaceis, globulosis, atris, 200-220  $\mu$  diam., ostioliis vix prominulis; ascis clavatis, apice rotundatis, octosporis, 60-90  $\times$  20-25; sporidiis subdistichis, fusoideis, rectis vel curvulis, tunicatis, obtusis, pluriguttulatis, hyalinis, 20-30  $\times$  10-13.

*Hab.* in foliis *A s t r o c a r y i r o s t r a t i* (Palmae), horto botan. Goeldi Parà, Brasilia (BAKER).

34. **Physalospora Calami** Syd. in Syd. et Butl., Ann. Mycol. IX, 1911, 5944

p. 407. — Maculis distinctissimis, amphigenis, oblongis, 0,5-2 cm. long.,  $\frac{1}{3}$ - $\frac{1}{2}$  cm. latis, centro tandem albescens, zona lata brunnea cinctis; peritheciis epiphyllis sparse v. laxe aggregatis, primo ex toto immersis, dein vertice prominulis, subglobosis, membranaceis, atris, poro pertusis, 120-200  $\mu$  diam.; ascis clavatis, apice rotundatis, 40-60  $\times$  10-12, octosporis; sporidiis distichis, oblongis, utrinque rotundatis v. uno fine attenuatis, continuis, hyalinis, intus nubilosis, 11-17  $\times$  5-7.

*Hab.* in foliis *C a l a m i t e n u i s* (Palmae), Chittagong, Indiae or. (R. SEN).

35. **Physalospora transversalis** Syd. in Syd. et Butl., Ann. Mycol. IX, 5945

1911, p. 407. — Maculis distinctissimis, amphigenis, haud in folii longitudinem directis sed per folii nervos transgredientibus, plerumque ellipticis, 2-5 mm. long., sordide albidis, linea elevata rufo-brunnea amoene cinctis; peritheciis epiphyllis, saepe etiam in utra-

que foliorum pagina conspicuis, immersis, globulosis, sparsis v. laxe aggregatis, atris, 80-140  $\mu$  diam., poro pertusis; ascis cylindraceis, breviter stipitatis, 44-55  $\times$  6-7, octosporis; sporidiis oblique distichis, cylindraceis, uno fine attenuatis, leniter curvulis, continuis, hyalinis, 14-17  $\times$  3.

*Hab.* in foliis vivis *Coccos nuciferae* (Palmae), Bilin, Burma, Indiae or. (E. J. BUTLER).

36. **Physalospora Cydoniae** Arnaud, Annal. Ecole Nat. Agr. Montpellier, ser. 2, XII p. 9, fig. 2 (1912). — Peritheciis nigris, globosis, 350  $\mu$  lat., vertice obtusis, nucleo albo; ascis clavatis, 8-sporis, 100-120  $\times$  15-20, pseudoparaphysatis; sporidiis primo fusioideis dein elliptico-rhomboideis, inaequilateris, 25  $\times$  11.

*Hab.* in cortice *Cydoniae vulgaris* (Rosaceae), Montpellier, Gallia merid. — Status pyrenidicus verisimiliter *Sphaeropsis Pseudodiplodia*.

37. **Physalospora coffaeicola** Spegaz., Fungi Costaric. nonn., in Bot. Ac. Nac. Cienc. Cordoba, t. 23., 1919, Extr. p. 192, cum icon. — Maculae vagae einerascentes parum manifestae; perithecia cortice omnino infossa, ostiolo subcarbonaceo nigro per epidermidem vix protrudentem delata, globoso-depressa, 100-150  $\mu$  diam., atra, membranacea; asci obclavati, 50-60  $\times$  14-15, brevissime noduloseque pedicellati, paraphysati, 8-spori; sporae distichae, fusioideo-lineares, leniter inaequilaterales, hyalinae laeves, 40-42  $\times$  6-7.

*Hab.* in ramulis fructiferis vivis *Coffeae* sp. (Rubiaceae), in agris prope Tuis Costarica, America trop.

38. **Physalospora solanicola** P. Henn., Hedw. vol. 48. (1908) p. 9. — Maculis rotundatis, pallido-exaridis; peritheciis laxe gregariis, erumpenti-superficialibus, hemisphaericis, atro-nitentibus, 140  $\mu$  circ. diam.; ascis clavatis, obtusis, octosporis, 55-60  $\times$  18-20; sporidiis subdistichis, oblongis vel ellipsoideis, obtusis, intus granulosis, 13-17  $\times$  7-9.

*Hab.* in foliis *Solanis* sp. (Solanaceae), S. Paulo, Capital, Brasilia.

39. **Physalospora affinis** Sacc., Notae Mycol. XX, Nuovo Giorn. bot. it., v. 23., 1916, p. 200. — Peritheciis densissime gregariis, inatoc-erumpentibus, globosis v. globoso-conoideis, opace nigris, 90-110  $\mu$  diam., ostiolo vix papillato 30  $\mu$  diam.; contextu indistincte celluloso atro-fulgineo; ascis clavatis breviter sensim stipitatis, apice subtruncatis, crasse tunieatis, 70-85  $\times$  20-21, octosporis; paraphysibus obsolete subgelatinosis; sporidiis distichis, ovoidis, utrinque

imprimis basi acutulis, 17-19  $\approx$  7,5-8, intus nubilosus, hyalinus.

*Hab.* in areis atratis fructuum *Theobromae Cacao* (Sterculiaceae), Los Baños, Ins. Philipp. — Videretur quasi forma minor, discreta *Botryosphaeriae minusculae* Sacc.

40. **Physalospora Theobromae** Turconi, Atti Ist. bot. Pavia XVII (1917) 5950  
p. 6 (extr.) tab. I f. 1-4. — Maculis plerumque marginalibus, irregularibus, amplis, magnam folii partem obtegentibus, rarius internis, rotundis v. oblongis, 1-3 cm. diam., supra pallide avellaneis v. griseis, rubro-brunneo-marginatis, infra pallide castaneis, margine obscuriore; peritheciis epiphyllis v. amphigenis, sparsis v. laxe gregariis globoso v. ovoideo-globosis, nigris, immersis, ostiolo pallidore papillato conoideo erumpentibus, 100-150  $\mu$  diam.; ascis clavatis v. tereti-clavatis, apice obtuse rotundatis, inferne attenuatis ac breviter stipitatis, 40-60  $\approx$  10-14, paraphysibus filiformibus, asco aequilongis v. paullo longioribus, tenuissimis, evanidis, obvallatis, 8-sporis; sporidiis oblique monostichis v. irregulariter distichis, oblongo-ellipsoideis, granulosis, hyalinis, 12-16  $\approx$  4-6.

*Hab.* in foliis *Theobromae Cacao* (Sterculiaceae), in calidariis Horti botanici Papiensis, Ital. bor., sociis *Stachylidio Theobromae* et *Helmithosporio Theobromae*.

41. **Physalospora clypeata** Theiss., Broteria, Bot., v. XII, 1914, fasc. 5951  
I p. 27, fig. 6, a. — Perithecia epiphylla dense sparsa, solitaria v. plura in maculis subrotundis aggregata, atra, carbonacea, lenticularia, ostiolo minuto, 340-420  $\mu$  alta, 200-270  $\mu$  lata, strato stromatico superiore latius extenso usque 800  $\mu$ , lateraliter tenuiore; ascis cylindraceo-subventricosi, profuse paraphysati, 75-90  $\approx$  18-20, octospori; sporidia continua, hyalina, elliptica, utrinque rotundata, 1-2-sticha, 16-20  $\approx$  8.

*Hab.* in foliis *Tiliae eae*, Sao Leopoldo, Brasiliae (J. Rick). 5952

42. **Physalospora bullata** H. et P. Sydow, Ann. Mycol. XII, 1914, p. 554. — Maculis amphigenis, sparsis, orbicularibus, 0,6-1 cm. diam., atro-fuscis, leniter bullatis, distinctissimis; peritheciis omnino immersis, epiphyllis, in maculis irregulariter dispositis, subinde aggregatis, globulosis, 140-200  $\mu$  diam., epidermide bullatim elevata tectis et ostiolo papilliformi atro tantum prominulis; ascis cylindraceis, 120-150  $\approx$  10-11, basi in pedicellum attenuatis, 8-sporis, indistincte paraphysatis; sporidiis recte monostichis, ellipsoideis v. oblongo-ellipsoideis, utrinque late rotundatis, continuis, hyalinis, 12-15  $\approx$  6,5-7,5.

*Hab.* in foliis *Tetraastigmatidis* sp. (Vitaceae), Mt. Ma-

quiling prov. Laguna Luzon, Ins. Philippin. (P. W. GRAFF).

43. *Physalospora euganea* Sacc.—Syll. I p. 436.—Var. *viridarii* Sacc., 5953  
Nuovo Giorn. bot. it. N. S. v. XXII, 1915, p. 34.—Ascis 110-125  
≈ 14-16; sporidiis ellipsoideo-subrhombeis, 19-22 ≈ 9-9,5, 12-guttatis;  
peritheciis 170-190 μ diam., ostiolo rotundo 35 μ diam., con-  
textu parenchymatico, fuligineo.

*Hab.* in caulibus et petiolis emortuis *Antholyzae* cultae (Iridaceae), Boscettó Ins. Melita, et *Monsterae deliciosae* (Araceae), C. Attard, Ins. Melita.

44. *Physalospora immersa* Masee, Bull. Bot. Gard. Kew 1913, p. 104.— 5954  
Peritheciis sparsis, immersis, hyalinis, 300 μ circ. diam., ostiolo vix  
exserto donatis, globosis, glabris, subcarbonaceo-membranaceis, con-  
textu parenchymatico subindistincto; ascis fusioideis, sursum ac-  
uminatis, deorsum modice attenuato-stipitatis, octosporis; sporidiis  
plus minusve distichis, ellipsoideis, continuis, hyalinis, 6 ≈ 4.

*Hab.* in limo animalium in horto botan. Singapore (BURKILL).—  
*P. disseminatae* affinis, sporidiis brevioribus et ascis clavatis di-  
stineta.

**HYPOSTEGIUM** Theiss., Verh. zool. bot. Ges. Wien Bd. 66., 1916, p.  
384. (Ety. *hypo* subtus et *steges* tectum).—Differt praecipue a *Phy-  
salospora* peritheciis omnino sub epidermide nidulantibus; a *Mas-  
salongiella* paraphysibus praesentibus.—Typ. gen.:

1. *Hypostegium Phormii* (Schr.) Theiss. l. c., *Physalospora Phormii* Sch- 5955  
roet., Syll. XI p. 292.

**PYRENIELLA** Theiss., Verh. zool. bot. Ges. Wien Bd., 66., 1916, p.  
371, tab. fig. 7.—Perithecia immersa apice tantum epidermidem  
vix elevantia, stromate destituta, hyphis tantum in folio circum-  
data, contextu sclerotiaceo. Asci aparaphysati singuli in parenchy-  
mate interno efformati, demum dense unistratosi, octospori. Spo-  
ridia unilocularia, hyalina (an semper?).—Typ. gen.:

1. *Pyreniella Festucae* (Lib.) Theiss., l. c., *Sphaeria Festucae* Lib., Syll. 5956  
I p. 434 (*Physalospora*).

**DITOPELLA** De Not. — Syll. I p. 450, IX p. 602, XIV p. 523.

1. *Ditopella kajiana* Hara, Journ. Shiznokanken Agr. soc. n. 269, p. 5957  
63, cum icon.—Peritheciis sparsis, lenticularibus v. subsphaeroid-  
eis, rugosis, 80-150 μ diam.; ascis clavatis, 12-sporis, 40-50 ≈ 7-8;  
sporis fusioideis, continuis, hyalinis, guttulatis, 8-12 ≈ 2-3,5.

*Hab.* in *Oryza sativa* (Graminaceae), Prov. Totomi, Kami, Japonia (K. HARA). — Verisimiliter sec. Auct. a *fusispora* vix diversa.

**STEVENSIELLA** Trott. n. nov. — Syn. *Trabutiella* F. L. Stevens, Bot. Gazette 70., 1920, p. 401, nec Theiss. et Syd. 1914 (enfr. p. 559). — A *Trabutiella* (enfr. p. 554) ascis 16-sporis, a *Ditopella* forma clypei diversum genus.

1. **Stevensiella Cordiae** (F. L. Stevens) Trott., *Trabutiella Cordiae* Stev. 5958  
l. c. fig. 4. — Maculis juventute pallidis demum definitis circularibus 5-10 mm. diam.; peritheciis in maculis circinnatim concentricè dispositis; clypeo nigro semper epiphylo, 280  $\mu$  circ. diam. v. oblongo et tunc 240  $\approx$  500; ostiolo 45-75  $\mu$  diam.; peritheciis in mesophyllo nidulantibus 260-360  $\mu$  diam. infra non visibilibus; ascis 16-sporis, tenuiter tunicatis, 85  $\approx$  17; sporidiis oblongis utrinque acutis, continuis, hyalinis, 20  $\approx$  3,5.

*Hab.* in foliis *Cordia ecollococeae* (Borraginaceae), Añaseo, Mayaguez, Patillo Springs, Jayuda, Hormigueros, in Porto Rico, Amer. Centr.

**WALLROTHIELLA** Sacc. — Syll. I p. 455, IX p. 605, XI p. 294, XIV p. 524, XVI p. 465, XVII p. 587, XXII p. 90.

1. **Wallrothiella subiculosa** v. Höhn., Fragm. zur Mykol. 763, in Stzgsb. 5959  
Akad. Wiss. Wien CXXI p. 381 (1912). — Peritheciis superficialibus, paucis vel copiosis, dense adproximatis subiculo ex hyphis brunneis septatis 40-70  $\approx$  3-4 crassis insidentibus, globosis, coriaceis, demum paullo collapsis, 126-160  $\mu$  latis, superne calvis, basi pilis copiosis, 20-40  $\approx$  3-4, septatis, brunneolis, apice pallidioribus obtusisque vestitis, ostiolo circulari minuto praeditis; hyphis subiculi saepe conidia ellipsoidea, continua, brunneola, 6  $\approx$  3 gerentibus; ascis numerosis, irregulariter clavatis, sessilibus, 6-8-sporis, paraphysibus copiosis filiformibus, ascos subaequantibus, cito diffluentibus intermixtis; sporidiis subdistichis, hyalinis, oblongo-ellipsoideis, utrinque rotundatis, levibus vel tenuissime asperatis, 6-9  $\approx$  3-3,5, plasmate interdum bipartito.

*Hab.* in culmis emortuis *Bambusae* (Graminaceae), Buitenzorg, Java. — Specimina in Rehm, Ascomyc. n.° 1965, sub *Guignardiella*.

**TRICHOSPHERIA** Fueck. — Syll. I p. 452, IX p. 602, XI p. 293, XIV p. 523, XVI p. 463, XVII p. 588, XXII p. 91.

1. **Trichosphaeria breviseta** Dearn., Mycologia, 1916, p. 99. — Peritheciis 5960  
nigris, confertissimis, stratum continuum quasi formantibus, in quoque mm. 3-4, globoso-conoideis inferne setulosis; setulis 15-20  $\mu$  long. medietatem inf. perithecii occupantibus; ascis linearibus, 50-75  $\mu$  long.; paraphysibus asco longioribus; sporidiis uniseriatis, utrinque guttatis, hyalinis, 6-7  $\times$  3-3,5.

*Hab.* in ligno putri *C o n i f e r a r u m*, Victoria, Vancouver (J. MACCOUN).

2. **Trichosphaeria angularis** W. Kirschst., Krypt. Fl. Brandenb. VII, 5961  
p. 203 (1911). — Peritheciis sparsis, superficialibus, sphaericis, in ostiolum breve conoideum sensim tenuatis, 200-250  $\mu$  diam., contextu atro, membranaceo-coriaceo, levi, regulariter parenchymatico; ascis cylindraccis, sursum incrassatis, longiuscule pedicellatis, octosporis, 105-110  $\times$  6-8, p. sp. 60-90  $\mu$  longa, paraphysibus tenuibus ramosis obvallatis; sporidiis oblique monostichis vel irregulariter distichis, ellipsoideo-fusoideis, utrinque plus minusve attenuatis, inaequilateris, saepe subtrigonis, continuis viridulo-hyalinis, intus granulosis, 10-14  $\times$  4-6.

*Hab.* in ramis decorticatis putrescentibus *Q u e r e n s* (Cupuliferae), Rathenow, Germania.

3. **Trichosphaeria regulinoides** Sacc. — Syll. I, 454 — var. **Arengae** 5962  
Rehm, Ascomyc. Philipp. I, in Philipp. Journ. of Sci. VIII (1913) p. 184. — Peritheciis gregariis, in maculis fusco-nigritulis oblongis, usque ad 2 cm. long. et lat. sessilibus globulosis, nigris, glabris, siccis apice umbilicatis, poro pertusis, parenchymatice fuscae contextis, 150  $\mu$  ea. latis, ad basim hyphis ramosis, subfuscis, septatis, 3-4  $\mu$  cr. mycelium formantibus obsessis; ascis clavatis, teneris, aparaphysatis, octosporis, 50  $\times$  7; sporidiis cylindraccis, rectis, 1-cellularibus, utrinque 1-guttulatis, hyalinis, 5-8  $\times$  2-2,5, superne 2-dein 1-stichis.

*Hab.* in petiolis emortuis *A r e n g a e* (Palmae), Luzon, prov. Laguna, Los Baños, ins. Philipp. (C. F. BAKER). — An species propria?

4. **Trichosphaeria pilosa** (Pers.) Fuck., Sacc. Syll. I p. 452. — var. **Saxifragae** 5963  
Noelli, Nuovo Giorn. bot. it. N. S. v. XIX, 1912, p. 402, fig. 2. — A typo recedit peritheciis foliicolis nec lignicolis, paraphysibus nullis sporidiis majoribus et longioribus 19  $\times$  9.

*Hab.* in foliis *S a x i f r a g a e m u s e o i d e s* (Saxifragaceae), « Colle dei Tre Signori » Alpes Marittimae, Italiae bor.

5. **Trichosphaeria macularis** Syd. et Butl., Ann. Mycol. IX, 1911, p. 5964

402. — Peritheciis hypophyllis, maculis distinctissimis definitis orbicularibus brunneis dein expallescensibus 4-6 mm. latis insidentibus, sparsis in quaque macula, minutis, globosis, 150-200  $\mu$  diam., superficialibus, atris, ostiolo minuto, tenuiter carbonaceis, pilis fuscis usque 130  $\mu$  long. et 5-7  $\mu$  cr. septatis flexuosis cinctis; ascis cylindraceis, sessilibus, aparaphysatis, 32-50  $\times$  7-10, octosporis; sporidiis distichis v. submonostichis, oblongo-ellipsoideis v. fuscoideis, continuis, hyalinis, 12,5-15  $\times$  3-5.

*Hab.* in foliis vivis indeterminatis, Pulliyannur Travancore, Indiae or. (E. J. BUTLER).

6. **Trichosphaeria crassipila** Grove, Journ. of Bot. L (1912) p. 48. — 5965  
Tenuissime in subiculo atro effusa; peritheciis globosis, astomis, atris v. griseo-atris, pilis brevibus obductis; pilis atro-viridulis, scabriusculis, semipellucidis, 250-300  $\mu$  longis, basi 20  $\mu$  cr., apice attenuatis; ascis cylindraceis, 100-121  $\times$  11, paraphysibus copiosis linearibus obvallatis; sporidiis oblique monostichis, ovato-oblongis, utrinque obtusis, continuis, eguttulatis, subgranulosis, 10-11  $\times$  6, achrois.

*Hab.* in ligno putri, Studley Castle in Britannia.

7. **Trichosphaeria nitida** W. Kirschst., Krypt. Fl. Brandenb. VII p. 201 5966  
(1911). — Ita vocanda *Melanopsamma nitida* Kirschst. — Syll. XXII p. 163.  
8. **Trichosphaeria herpotrichioides** W. Kirschst., Krypt. Fl. Brand. VII 5967  
p. 203 (1911). — Ita vocanda *Melanopsamma herpotr.* Kirschst. — Syll. XXII p. 163.

**TRICHOSPHAERELLA** Bomm., Rouss., Sacc. — Syll. IX p. 604.

1. **Trichosphaerella similis** Bres., Champ. Congo Belge, Bull. Jard. Bot. 5968  
Bruxelles IV, 1 (1913) p. 7. — Peritheciis carbonaceis, obovatis, apice glabris, deorsum tomentosus, pseudostromate pannoso, umbrino-fusco nidulantibus; ascis oblongis, sessilibus, polysporis, 33-40  $\times$  10-15; sporidiis hyalinis, curvatis, biguttatis, utrinque vel rarius uno latere tantum caudatis, cauda 6-9  $\mu$  longa; pseudostromate ex hyphis fuscis, haud aculeatis, septatis, 4-6  $\mu$  crassis conflato.

*Hab.* ad corticem arborum, Leopoldville, Congo (H. VANDERYST). — Habitu externo *Trichosphaeriae acanthostromati* similis.

- \*) **BOTRYOSPHAERIA** Ces. et De Not. — Syll. I p. 456, IX p. 605, XI p. 295, XIV p. 524, XVI p. 467, XVII p. 590, XXII p. 93.

\*) Cfr. THEISSEN, in Ann. Mycol. 14., 1916, p. 297.

1. **Botryosphaeria berengeriana** De N.—Sacc. Syll. I p. 457 — var. **Weigeliae** Rehm, Ascom. exsicc. fasc. 54 n. 2096, Ann. Mycol. XI, 1914, p. 168.—Stromatibus linearibus 2 cm. longis, confluentibus; ascis clavatis, apice rotundatis et valde incrassatis, 90-100  $\times$  15-18, octosporis; sporis clavatis, unicellularibus, hyalinis, 20-22  $\times$  9-10, distichis.

*Hab.* in cortice *Weigeliae* (Caprifoliaceae), Batum Osurgety, Caucasus (G. NEWODOWSKI).—Sec. Cl. Rehm an potius propria species?

2. **Botryosphaeria ? Nephrodii** v. Höhn., Fragm. zur Mykol. 768, in Stzgsb. Akad. Wiss. Wien CXXI, 1, p. 385 (1912).—Maculis hypophyllis 0,5 mm. longis, 1-3 mm. latis, nervis limitatis, obscure brunneis; stromatibus paucis, subepidermicis, brunneis, parenchymaticis; loculis excipulo proprio carentibus, superne strato stromatico 40  $\mu$  crasso tectis, e basi applanata conoideis, 170-230  $\mu$  latis, 120-160  $\mu$  altis, minute ostiolatis; ascis sessilibus, fusoideo-clavatis, 56-60  $\times$  12-13, paraphysibus spurii filiformibus obvallatis; sporidiis distichis, oblongo-ellipsoideis, utrinque rotundatis, continuis, hyalinis, 16-20  $\times$  5-6.

*Hab.* in frondibus *Nephrodii pennigeri* (Filices) in horto botan. Buitenzorg, Java. — Species anomala, inter *Botryosphaeria* et *Phyalospora* anceps et ad *Phyllachoram* quasi vergens.

3. **Botryosphaeria oblongula** Sacc., Notae Myc. XXIII p. 64 (Acc. Ven. trent. 1917, p. 65).—Stromatibus densissime late gregariis, innato-prominulis, et vix erumpentibus, longitudinaliter ovato-oblongis, nigricantibus, circ. 1 mm. long., 0,5 mm. lat.; peritheciis irregulariter globosis, minutis, subastomis, 80-90  $\mu$  diam., basi stromate immersis; contextu obsolete celluloso, fuligineo; ascis cylindraceutis, deorsum breviter tenuato — (saepe incurvo) — stipitatis, 45-60  $\times$  7-7,5, apice rotundatis, octosporis; paraphysibus non observatis (jam resorptis?); sporidiis oblique monostichis, vel partim distichis, oblongulis, utrinque rotundatis, saepius inaequilateris, nubilosoguttulatis, 15-16,5  $\times$  4-5, e hyalino dilutissime flavidulis.

*Hab.* in culmis emortuis *Bambusae vulgaris* (Graminaceae), Los Baños, Ins. Philipp. (BAKER).—Stromatibus oblongulis, peritheciis non prominentibus et ascis cylindraceutis a typo generis parum desciscit.

4. **Botryosphaeria senegalensis** Speg., Anal. Mus. Nac. Buenos Aires XXVI p. 122 (1914).—Stromatibus matrice tota sordide infuscata insidentibus, innatis, atris, hystericatim erumpentibus, linearibus,

utrinque acutis, 1-2,5  $\approx$  0,5-0,7 mm., parum prominulis, medio granulosis, apices versus levibus, glabris; peritheciis monostichis, subglobosis, 150-200  $\mu$  diam., substantia stromatica nigra parcissima conjunctis, non vel vix papillatis, membranaceo-coriacellis, contextu indistincto atro-olivaceo; ascis e cylindraceo clavulatis, breviter crasseque pedicellatis, 90-100  $\approx$  20, aparaphysatis vel pseudoparaphysibus paucis crassis commixtis; sporidiis distichis, ellipsoideis, non vel leniter inaequilateris, hyalinis, 20-22  $\approx$  10-11. guttula centrali maxima, saepe utrinque altera minuta addita foetis.

*Hab.* in culmis aridis subputrescentibus *Penicillaria etyphoidis* (Graminaceae), in cultis prope Daccar, Senegal, Africa.

5. **Botryosphaeria Hamamelidis** Rehm, *Ascomyc. exsicc.* fasc. 52 n. 2034, 5973 et *Ann. Mycol.* XI, 1913, p. 108. — Stromatibus ramos corticatos ambientibus, cortici innatis, erumpentibus, peridermio fissis arete cinctis, subrotundato-angulosis, mox lineariter vel stellatim 1 cm. longe 0,5 mm. late seriatis; peritheciis monostichis aggregatis, globosis, nigris, papillatis, intus albis, 0,2 mm. cr., fusce tunicatis, ad basim hyphis nonnullis, subfuscis, septatis, 4-8  $\mu$  cr. obsessis; ascis clavatis, crasse tunicatis, apice rotundatis, breviter stipitatis, 150  $\approx$  25-30, octosporis; sporis oblongo-ellipsoideis, utrinque rotundatis, rectis, rarissime subcurvatis, 1-cellularibus, haud guttatis, hyalinis, senilibus dilute fuscidulis, 25-30  $\approx$  10-12, distichis; paraphysibus filiformibus, hyalinis, septatis, 2  $\mu$  cr.

*Hab.* in ramis *Hamamelis virginianae* (Hamamelidaceae), prope London Ont., Canadà, Amer. bor. (J. DEARNESS).

6. **Botryosphaeria Marconii** Charles et Jenkins, *Journ. Agr. Res.* 111 5974 (1914) p. 83, c. tab. et fig. — Peritheciis globosis, pertusis, 140-160  $\mu$  diam., areis pallide olivaceis, luteo-rufis vel griseis innatis; microconidiis polymorphis, ovatis, ellipsoideis vel teretibus, continuis, hyalinis, 4-5,5  $\approx$  1,5-2, sporophoris plerumque dichotomo-ramosis, septatis, hyalinis fultis; macroconidiis fusiformibus vel ellipsoideis, continuis, hyalino-glauciscentibus, 16-18  $\approx$  5-6, sporophoris tenuibus 12-15  $\mu$  longis fultis; ascis clavatis, octosporis, 80-90  $\approx$  13-15, paraphysibus filiformibus obvallatis, sporidiis fusoides, e hyalino dilute viridulis, 16-18  $\approx$  7-8.

*Hab.* in ramis *Cannabis sativae* (Moraceae) cui noxius, in Amer. bor. — Status microconidicus (*Dendrophoma Marconii* Cavr.) macrocon. et ascophorus saepe in ipso perithecio evoluti.

7. **Botryosphaeria egenula** Syd. et Butl., *Ann. Mycol.* IX, 1911, p. 415. — 5975

Peritheciis sparsis v. saepissime 2-5 in greges minutas dispositis, subepidermicis, atris, globosis, 200-300  $\mu$  diam., in epiphylo epidermidem elevantibus, in hypophylo etiam visibilibus, ostiolo papilliformi dilute colorato praeditis; ascis cylindraccis usque clavatis, 3,5-5,5  $\times$  12-14, octosporis, filiformiter paraphysatis; sporidiis distichis, ellipsoideis v. oblongis, continuis, hyalinis, 13-18,5  $\times$  5-7.

*Hab.* in foliis *Cymbidii* (Orchidaceae), Gauhati, Assam, Indiae or. (E. J. BUTLER).

8. **Botryosphaeria Mali** V. A. Putterill, South Africa Journ. of Sc. 5976 XVI, 1919, p. 264, cum icon. et tab. XXI-XXX. — Stromatibus plerumque pulvinatis quandoque plus minus effusis rarissime nullis, nigris, erumpentibus, plerumque circ. 0,5 mm. diam.; peritheciis plus minus stromate immersis subpiriformibus emergentibus, 235  $\times$  142; paraphysibus et filis ostiolaribus praesentibus; ascis clavatis octosporis, 96  $\times$  13; sporidiis supra di-tristichis infra monostichis, fusiformibus continuis hyalinis, 19,2-19,5  $\times$  6,5-8. — Pycnidii subpiriformibus plerumque stromaticis 250  $\times$  190; pilis ostiolaribus praesentibus; paraphysibus nullis; sporulis cylindraccis hyalinis non guttulatis, continuis, 22,4  $\times$  4,8.

*Hab.* in ramis *Piri Mali* (Rosaceae) cui valde noxia (ad instar *Physalosporae Cydoniae* et *Sphaeropsis malorum*), in Africa austr.

9. **Botryosphaeria prunicola** Rehm, Ann. Mycol. X, 1912, p. 391. — 5977  
? *Botr. aterrima* (Fueck.) Sacc., Syll. I, p. 458, Fueckel, sub *Melanops*. Symb. Myc. p. 225; Fungi rhen. exs. n. 1828. — Peritheciis -30 arcte congregatis sub epidermide nidulantibus, stromaticae subfuscae ad basim connatis, subglobosis, peridermium protuberantibus, dein disrumpentibus, soros 1-5 mm. lat., orbiculares denudantibus, atris, scabriusculis, poro minutissimo pertusis, 0,3-0,5 mm. diam., siccis patellariformibus, excipulo crasso, glabro, parenchymatice fuscae contexto; ascis clavatis, -50  $\times$  8, octosporis; sporis ellipsoideis, rectis v. subcurvatis, unicellularibus, biguttulatis, hyalinis, 7-9  $\times$  3, 1-2-stichis; paraphysibus filiformibus.

*Hab.* ad ramos *Pruni Padi* (Rosaceae), Triglitz, Prignitz, Germania (JAAP).

10. **Botryosphaeria Ribis** Grossb. et Duggar, New York Agr. Stat. Bull. 5978 18. (1911) p. 128 et seq. tab. I-XII. — Stromatibus subpulvinatis, 1-4 mm., nigris, superficie botryosis, versiformibus peridermio rupto cinetis; peritheciis prominulis, papillatis, paucis in quoque stromate et saepius pycnidiiis interjectis, 175-250  $\mu$  diam.; ascis cla-

vatis, 80-120  $\times$  17-20; sporidiis fusoides, hyalinis, continuis, 16-23  $\times$  5-7, non guttulatis; paraphysibus copiosis, filiformibus. — Pycnidii (*Dothiorella*) (interjectis), perithecia aemulantibus; sporulis fusoides 18-31  $\times$  4,5-8; pycnidii solitariis (*Macrophoma*) subcutaneis, globoso-depressis, 175-250  $\mu$  diam., ostiis erumpentibus; sporulis fusoides continuis, 16-25  $\times$  4,5-7,5.

*Hab.* in truncis ramulisque *Ribis vulgaris*, *R. nigri*, *R. grossulariae* (Saxifragaceae), in Americae bor. pluribus locis (Hudson Vall., Mariboro, New York) ubi valde noxia. Quod notas biologicas et culturales cfr. l. e.

11. **Botryosphaeria minuscula** Sacc., Notae Mycol. XX, in Nuovo Giorn. bot. it. 23., 1916, p. 200. — Stromatibus seu caespitulis, innato-erumpentibus, nigris, pulvinatis, 0,7 mm. lat., saepe seriatim confluentibus; peritheciis globoso-conoideis, 180-200  $\mu$  alt., 130  $\mu$  cr. nigris vertice nitidulis, obtuse papillatis, contextu subparenchymatico atro-fulgineo; ascis clavatis, breviter sensim stipitatis, 80-90  $\times$  13-16, obsolete paraphysatis, octosporis; sporidiis distichis, oblongis utrinque obtuse tenuatis, saepius inaequilateris, 20-24  $\times$  7-8, intus granulosi, hyalinis.

*Hab.* in ramis corticatis subemortuis *Theobromae Cacao* (Sterculiaceae), Los Baños, Ins. Philipp. (BAKER). — Socia frequens *Lasiodiplodia Theobromae*.

12. **Botryosphaeria tiliacea** Petrak, Ann. Mycol. 14., 1916, p. 166. — Stromatibus primum epidermide tectis, demum erumpentibus, dense gregariis, saepe confluentibus, 1-2 mm. longis, 0,5-1 mm. latis extus intusque nigrescentibus; peritheciis stromati immersis, 1-4, globulosis, ostiolo brevissime conico pertuso, 280-350  $\mu$  diam.; ascis clavatis, basim versus paulatim attenuatis elongato-stipitatis, apice rotundatis incrassatis, 4-8 sporis 190-210 (p. sp. 90-120)  $\times$  28-32, paraphysibus filiformibus obvallatis; sporidiis ellipsoideis vel ovatis utrinque rotundatis, guttulas 2-3 majusculas includentibus, 32-40  $\times$  16-20, hyalinis vel pallide brunneolis.

*Hab.* in ramis corticatis emortuis *Tiliae platyphyllae* (Tiliaceae), M. Weisskirchen, Moravia.

- 13 **Botryosphaeria Bakeri** Rehm, Ascomyc. Philipp. II, in Philipp. Journ. of Sci. VIII (1913) p. 259. — Stromatibus gregariis, cortici innatis, erumpentibus, orbicularibus, 1-2,5 mm. diam., atris; peritheciis immersis, 4-6, globuloso-conoideis, arete juxtapositis, dein discretis, nigro-fuscis, rugoso-verrucosis, minutissime papillulatis, parenchymatice fuscae contextis, 400-500  $\mu$  latis et altis, hyphis sub-

ramosis, fuscis, 4-5  $\mu$  latis obtectis conjunctisque, siccis apice umbonatis; ascis cylindraceutis, apice rotundatis, crasse tunicatis, usque ad 200  $\times$  20, octosporis, J., paraphysibus ramosis, septatis, 2  $\mu$  cr.; sporidiis ellipsoideis, utrinque rotundatis, continuis, saepe 1 magniguttatis, hyalinis, 30  $\times$  15-16, juvenilibus oblongis, 30  $\times$  8, utraque strato mucoso 5  $\mu$  lato obductis, demum dilute flavidulis.

*Hab.* in ramulis decorticatis, Luzon, Prov. Laguna, Los Baños, ins. Philipp. (C. F. BAKER). — Affinis *B. Pruni* Mc. Alp., sed sporidiis strato mucoso obvolutis, et *B. Hoffmanni* v. Höhn. sed peritheciis mycelio obtectis.

**LEPTOSILLIA** v. Höhnel, Ber. deutsch. bot. Ges. XXXV, 1917, p. 355 (nomen nudum).

1. **Leptosillia notha** v. Höhnel, l. c. — Status ascophorus *Cytosporinae* 5982 *nothae* (Sacc.) Died. — *Harpostromae nothae* (Sacc.?) v. Höhn. l. c.

**LASIOSORDARIELLA** J. E. Chénantais, Bull. Soc. Mycol. de Fr. XXXV, 1919, p. 74, 77. — Sporidia hyalina, apiculata, apice persaepe incrassata. — Typ. gen. :

1. **Lasiosordariella ovina** (Fuck.) Chén., l. c., *Leptospora ovina* Fuck., 5983 Syll. II p. 199 (in Lasiosphaeria).

**MYELOSPERMA** Sydow, Ann. Mycol. XIII, 1915, p. 38 (Etym. *myelos* mucus et *sperma* spora). — Perithecia omnino immersa, peridermio semper tecta, aggregata, globulosa vel irregularia, pariete molliusculo, ostiolo verruciformi. Asei cylindraceuti, octospori, parce paraphysati. Sporidia continua, hyalina, ellipsoidea, mucosae obvoluta.

1. **Myelosperma tumidum** Sydow, l. c. p. 38. — Peritheciis peridermio 5984 tumidule elevato semper tectis, pluribus (2-10) aggregatis, globulosis vel mutua pressione valde irregularibus, saepe lobatis, ca. 250-350  $\mu$  diam., ostiolo verruciformi peridermium perforantibus, pariete molliusculo, tenui, nucleo albo; ascis cylindraceutis, apice rotundatis, octosporis, stipitatis, 150-180  $\times$  13-15, parce paraphysatis; sporidiis recte monostichis, rarius oblique monostichis, ellipsoideis, utrinque rotundatis continuis, hyalinis, 20-24  $\times$  10-13, strato crasso mucoso hyalino obvolutis.

*Hab.* ad nervum medianum foliorum *Coccoloba nuciferae* (Palmae), Peradeniya, Ceylon (T. PETRI).

Sect. 3. **Phaeosporae**

**MÜLLERELLA** Hepp. — Syll. IX p. 495, XVII p. 593, XXII p. 94.

1. **Müllerella Frustulosae** Vouaux, Bull. Soc. Mycol. de Fr., 1913, p. 43. — 5985

Peritheciis sparsis, parum numerosis, omnino immersis, sed apice discoideo sublentulari emergentibus, nigris, 100-140  $\mu$  diam.; contextu crasso firmo brunneo, pseudoparenchymatico e cellulis polygoniis aegre visibilibus, 6-8  $\mu$  cr. efformato; ascis fusoides v. leniter clavatis, utrinque sed plerumque ad basim attenuatis, polysporis (usque 100 et ultra), 95-115  $\times$  17-22; paraphysibus numerosissimis sed parum distinctis, irregularibus, septatis, ramosis et anastomosantibus, 2-3  $\mu$  crassis; sporidiis brunneis, simplicibus, sphaeroides v. subsphaeroides v. late ovoideis 4-6  $\times$  4-5.

*Hab.* in thallo *Lecanora frustulosae* (Lichenes), Simpheropolis, Crimea, Rossia (MERESCHKOWSKY).

2. **Müllerella Lopadii** Vouaux, Bull. Soc. Mycol. de Fr. 1913, p. 42. — Pe. 5986

Peritheciis sparsis, primum immersis dein  $\frac{1}{3}$  v.  $\frac{1}{2}$  emergentibus, sphaeroides-applanatis, depresso ostiolatis, 150-300  $\mu$  diam.; contextu brunneo-olivaceo basi et medio e cellulis polygoniis 4-5  $\mu$  diam. supra multo longioribus efformato; ascis clavatis crasse breviterque pedicellatis, apice late rotundatis, tunica tenui apice tantum crassiori donatis, polysporis, 80-96  $\times$  19-24; paraphysibus tenuissimis, 0,25-0,5  $\mu$  crassis, irregularibus, sinuosis, ramosis et anastomosantibus, ascos superantibus; sporidiis sphaeroides v. subsphaeroides, primum pallide olivaceis, dein brunneo-olivaceis, 2-3  $\mu$  diam.

*Hab.* in thallo *Lopadii fuscolutei* var. *bispori* (Lichenes), Morelia, Mexico, 2300 alt., Amer. bor. (A. BROUARD).

3. **Müllerella Stictinae** (Oliv.) Vouaux, Bull. Soc. Mycol. de Fr., 1913, 5987

p. 43, *Sphaeria Stictinae* Oliv., Par. Lich. Fr. Suppl. — Peritheciis punctiformibus minutissimis, atris, dimidiatis, in thallo semiimmersis; ascis caducis, irregulariter inflatis; paraphysibus nullis; sporidiis numerosissimis, brunneis, simplicibus, globulosis v. subglobulosis, 5-7  $\mu$  diam. v. 5-7  $\times$  5.

*Hab.* in thallo *Stictae silvaticae* (Lichenes), St. Gervais Herault, Gallia (A. DE CROZALS).

**BAKEROMYCES** Syd., Ann. Mycol. XV, 1917, p. 202 (Etym. a cl. C. F. BAKER inventore). — Perithecia omnino superficialia mycelio insidentia globulosa pilosula, atra, coriaceo-carbonacea, ostiolata, pa-

renchymaticae contexta. Asei cylindraceo-clavati, tenerrimi, facile diffluentes, octospori aparaphysati. Sporae ellipsoideo-oblongae, continuae, ex hyalino coloratae.

1. **Bakeromyces philippinensis** Syd., l. c.— Mycelium parce evolutum, 5988  
superficiale, ex hyphis simplicibus tenuibus fuscidulis remote septatis (articulis 20-30  $\mu$  longis) 2-2,5  $\mu$  crassis compositum; perithecia irregulariter distributa, dispersa vel aggregata, in mycelio omnino superficialia, globulosa, 130-180  $\mu$  diam., atra indistincte ostiolata, tandem cupulato-collapsa, pilis tenuibus fuscidulis 25-60  $\mu$  longis 2-2,5  $\mu$  crassis simplicibus remote septatis laxè obsita, contextu subopaco rufo-atro minute parenchymatico; asei tenerrimi, facile diffluentes, cylindraceo-clavati, 35-45  $\times$  7-9, aparaphysati; sporae distichae, ellipsoideo-oblongae, continuae, utrinque obtuse attenuatae vel rotundatae primitus hyalinae, tandem intense griseo-olivaceae, 7-10  $\times$  2,5-3.

*Hab.* in foliis emortuis *Pandani utilissimi* (Pandanaeae), Mt. Banahao, Luzon, Ins. Philipp. (C. F. BAKER).

**ANTHOSTOMELLA** Sacc. — Syll. I p. 278, IX p. 505, XI p. 281, XIV p. 501, XVI p. 439, XVII p. 594, XXII p. 94.

1. **Anthostomella sphaerelloides** Sacc., Notae Myc. XXIII (Acc. Veneto-trent. 1917, p. 66). — Maculis amphigenis indeterminatis, amplis, supra griseis, subtus subalutaceis; peritheciis amphigenis, gregariis, punctiformibus, globoso-lenticularibus, 150-200  $\mu$  diam., subentaneo-erumpentibus, ostiolo vix papillato; contextu indistincte celluloso atro-fuligineo; ascis minutis cylindricis, apice rotundatis, deorsum breviter tenuatis, mucoso-paraphysatis, 45-50  $\times$  4,5-5, octosporis; sporidiis oblique 1-stichis, ellipsoideis, utrinque rotundatis, saepe inaequilateris, 8-9  $\times$  3,5-4, atro-fuligineis, obsolete 1-2-guttulatis. 5989

*Hab.* in foliis languidis *Uvariae sorsogonensis* (Anonaceae), Los Baños, Ins. Philipp.— Tenuitate omnium partium, quasi *Sphaerellae*, dignoscitur.

2. **Anthostomella? micraspis** (Berk.) Sacc. et Trav. — Syll. XXII p. 5990  
108. — Teste el. Rehmio, Ascomye. Philipp. V p. 2197, diagnosis ita integranda: Peritheciis erumpentibus, in ligno late denigrato plerumque 4-18 congregatis, rarissime solitariis, lata basi sessilibus, ovoideo-conoideis, ostiolo brevi atro instructis, fusco-nigris, glabris, carbonaceis, 1 mm. diam.; ascis clavatis, ad apicem rotundatum crasse tunicatis, 4-sporis, 120-150  $\times$  20-25, paraphysibus filiformibus septatis 2,5  $\mu$  cr. obvallatis; sporidiis parallele dispositis,

elongato-fusiformibus, utrinque subaequantibus, rectis vel parum curvatis, continuis, hyalinis dein flavo-fuscis, strato mucoso tenui obductis,  $70 \approx 10-13$ .

*Hab.* etiam in *Alchornea rugosa* (Euphorbiaceae), Luzon, Prov. Laguna, Los Baños ins. Philipp. (C. F. BAKER).

3. *Anthostomella mirabilis* (B. et Br.) v. Höhn.—Syll. I p. 293 sub *Artrocystis*, nec Spegazzini, Syll. I p. 288.—Var. **obtecta** Rehm, Ascomyc. Philipp. VI, Leaflets of Philipp. Botany, VI (1914) p. 2261.—Peritheciis sub epidermide nidulantibus eaque verrucoso-elevata sed non dilacerata obtectis, ostiolo papillulato atro tantum prominentibus; ceterum ut species. 5991

*Hab.* in *Bambusa vulgare* emortua (Graminaceae), Los Baños, ins. Philipp. (S. A. REYES).—Var. **Schizostachyi** Rehm, ibid., p. 2260.—*Hab.* in *Schizostachyo* (Graminaceae), Los Baños, ins. Philipp. (S. A. REYES).—Cum *Anth. grandispora* var. *Schizostachyi* Rehm comparanda (enfr. n. 9).

4. *Anthostomella discophora* Syd., Enum. Philipp. Fungi II, in Philipp. Journ. of Sci. VIII (1913) p. 485. — Peritheciis sparsis vel binis aut ternis consociatis, planis, lenticularibus ambitu rotundatis, 0,5-1 mm. diam., centro immersis, atris, opacis, areola, plana, marginata, circulari, minuta sed semper bene distincta medio obtuse papillata praeditis; ascis..... jam resorptis; sporidiis ellipsoideis, continuis, utrinque obtusulis, fuscis,  $11-15 \approx 5-7$ . 5992

*Hab.* in culmo emortuo *Bambusae* (Graminaceae), Luzon, Prov. Bataan, ins. Philipp. (GRAFF).

5. *Anthostomella profunda* Sacc., Philipp. Journ. of Sc. Manila, P. I, 1921, p. 597. — Peritheciis gregariis, strato ligneo profunde immersis globulosis, 0,5-0,7 mm. diam., et collo longiusculo, cylindrico, matricis superficiem circulariter e sporis nigro-foedatam, attingentibus, contextu molliusculo, olivaceo-fusco; ascis cylindricis, breviter stipitatis, apice rotundatis  $140-150 \approx 9-10$ , filiformi paraphysatis, octosporis; sporidiis recte monostichis, ellipsoideis,  $14 \approx 9$ , fuliginis, initio strato hyalino obvolutis. 5993

*Hab.* in culmis emortuis *Bambusae* sp. (Graminaceae), Kwang Tung, Canton, Cina (REINKING). — A ceteris congeneribus bambusicolis diversa.

6. *Anthostomella atronitens* Rehm, Ascomyc. Philipp. V, Leaflets of Philipp. Botany, VI (1914) p. 2196. — Peritheciis gregariis late distributis, immersis, e basi applanata hemisphaerice prominentibus, epidermide uirgificata tectis, nitentibus, minutissime papillu- 5994

latis, ostiolo conspicuo pertusis, 0,8-1 mm. diam.; ascis evanidis; sporidiis ellipsoideis, continuis, fuscis, 15  $\times$  8.

*Hab.* in culmis emortuis *Donacis cannaeformis* (Graminaceae), Luzon, Prov. Laguna, Los Baños, ins. Philipp. (C. F. BAKER).

7. **Anthostomella donacina** Rehm, Ascomyc. Philipp. III, in Philipp. 5995

Journ. of Sci. VIII (1913) p. 399. — Peritheciis in maculis nigritulis, suborbicularibus, 1-2 cm. latis, raro deficientibus, gregarie innatis, dein prorumpentibus, primitus areola nigra minima tectis, globosis, minutissime papillulatis, poro perspicuo pertusis, 300  $\mu$  latis, excipulo parenchymatice fuscae contexto; ascis cylindraccis, octosporis, 40-50  $\times$  4-5, J-, paraphysibus non conspicuis; sporidiis monostichis, oblongis, utrinque rotundatis, rectis, non guttatis, fusciculis, 7-8  $\times$  2-2,5.

*Hab.* in *Donace cannaeforme* emortuo (Graminaceae), Luzon, Prov. Laguna, Los Baños, ins. Philipp. (M. B. RAIMUNDO). — E stirpe *A. phaeostictae* (Bk.) Sacc., *A. minori* E. et E. quoque proxima. — Teste ipse Rehmio (Ascomyc. Philipp. VI, Leaflets of Philipp. Botany, VI (1914) p. 2259) diagnosis ita rectificanda; ascis clavatis 60-70  $\times$  12-14, octosporis, J-; sporidiis distichis 15-18  $\times$  5-8; paraphysibus filiformibus.

8. **Anthostomella miscanthea** Sacc., Notae Myc. XXIII (Acc. Veneto- 5996

trent. 1917, p. 65). — Peritheciis innatis, utrinque visibilibus, gregariis, globoso-ovoideis, 0,3-0,5 mm. diam., obsolete papillatis, epidermide atrata tectis; ascis cylindraccis deorsum breviter tenuatis, apice rotundatis, 60-65  $\times$  6, octosporis; paraphysibus non observatis; sporidiis oblique monostichis, oblongo-ellipsoideis, inaequilateris, 11-12  $\times$  4-4,2, fuligineis, obsolete 1-guttatis.

*Hab.* in foliis emortuis *Miscanthi japonici* (Graminaceae). M. Banahao, Ins. Philipp. (BAKER). — Videtur affinis *Ant. paraguayensi* Speg. a qua differt situ in foliis, peritheciis majoribus epidermide atrata tectis, sporidiis vix compressis etc.

9. **Anthostomella grandispora** Penz. et Sacc. — Syll. XIV, 502 — Var. 5997

**Schizostachyi** Rehm, Ascomyc. Philipp. II, in Philipp. Journ. of Sci. VIII (1913) p. 258. — Peritheciis creberrimis, cortici innatis, solitariis vel longitudinaliter longe seriatis, per epidermidem haud nigritulam, striaeformiter vel laciniatim disruptam ostiolo minimo prorumpentibus, globulosis, atris, membranaceis, hyphis fuscis, plerumque simplicibus demum mycelium formantibus ad basim obsessis, 200  $\mu$  diam.; ascis oblongis, crasse tunicatis, apice rotundatis, ca.

90  $\approx$  25, paraphysibus filiformibus septatis 2  $\mu$  cr. obvallatis; sporidiis distichis, oblongo-ellipsoideis, continuis, fuscis, 28-30  $\approx$  10-12.

*Hab.* in culmis emortuis *Schizostachyi acutiflori* (Graminaceae), Luzon, Prov. Laguna, Los Baños, ins. Philipp. (C. F. BAKER). — *Sec. Sacc.* (Notae Mycol. XX, Nuovo Giorn. bot. it. 23., 1916, p. 202): sporidia oblongo-rhomboida, fuliginea, 40-41  $\approx$  14-15 utrinque acutula, interdum strato mucoso obvoluta et a typo videtur specificè distinguenda. Cnfr. etiam n. 3.

10. **Anthostomella? Puiggarii** Spegaz., *Rel. Mycol. trop. etc. in Bol. Ac.* 5998

*Nac. Cienc. Cordoba*, t. 23., 1919, Extr. p. 105. — Peritheciis laxè gregariis innato-erumpentibus, lenticulari-subconicis minutis 120-150  $\mu$  diam., atris carbonaceis, contextu atro carbonaceo opaco indistincto, ostiolo papillato minuto pertusis; ascis cylindræco-subfusoides, breviter pedicellatis, paraphysatis, 100  $\approx$  15; sporidiis elliptico-fusoides, utrinque acutiusculis continuis fuliginèis, 28-30  $\approx$  6.

*Hab.* parasitica in stromatibus *Phyllachorae tropicalis* in foliis *Myrtaceae* ejusdam, prope Apiaby, Brasilia, America austr. (J. PUIGGARI).

11. **Anthostomella Arecae** Rehm, *Ascom. Philippin.* VIII, in *Leatl. of* 5999

*Philippin. Bot.* VIII, 1916, p. 2938. — Perithecia in cortice late fuscidulo innata dispersa, conoidea, ad basim extus nigrata, ab epidermide tenuissime marginata, in papillulam brevem protracta, poro perspicuo-pertusa, glabra, nigra 1-1.5 mm. lata, 1 mm. alta, carbonacea; ascis resorptis; sporis fusoides utrinque longe acutatis, 1-cellularibus, fuscis, 70  $\approx$  9.

*Hab.* ad emortuos stipites *Arecae catechu* (Palmae), Los Baños, Ins. Philipp. (C. F. BAKER). — Perithecia primo obtutu fere sessilia circum denigrata demum attamen basi distincte innata, ab epidermide distincte marginata ad *Anthostomellam* hanc fungum ponunt. *Anthostomella bahiensi* (Hemfl.) Speg. in *Sacc.*, *Syll.* XXII, p. 96, imprimis sporis latioribus obtusis diversa.

12. **Anthostomella mindorensis** Rehm, *Ascomyc. Philipp.* III, in *Phi-* 6000

*lipp. Journ. of Sci.* VIII (1913) p. 398. — Peritheciis in maculis corticis ellipsoideis, ad 1 cm. longis, 3-4 mm. latis, demum confluentibus, nigro-fuscis gregarie innatis, conoideis, minute papillulatis, atris, glabris, subconicis, 200  $\mu$  latis; ascis cylindræcis, apice rotundatis, filiformi-paraphysatis, 100  $\approx$  10, octosporis, porus intus 2, J +; sporidiis, monostichis, oblongis, utrinque obtusis, continuis, fuscis, haud guttatis, strato mucoso tenui obductis, 12-15  $\approx$  7-9.

*Hab.* in rhaehide emortua *Arengae mindorensis* (Palmae), Luzon, Prov. Laguna, Los Baños, ins. Philipp. (E. B. COPELAND). — *Anth. contaminati* Dur. et Mtg. valde proxima. — Var. **verruculosa** Rehm, Ascomyc. Philipp. V, Leaflets of Philipp. Botany, VI (1914) p. 2196. — Peritheciis apice truncatulis, verruculosis, 1-1,5 mm. latis. *Hab.* in petiolis emortuis *Arengae*, Luzon, Prov. Laguna, Los Baños, ins. Philipp. (S. A. REYES).

13. **Anthostomella Sacchariferae** Rehm, Ascomyc. Philipp. VI, Leaflets of Philipp. Botany, VI (1914) p. 2260. — Peritheciis culmo latissime aequaliter denigrato gregarie innatis, epidermidem protuberantibus, globulosis, ostiolo minimo vix papillulato prominentibus, membranaceo-contextis, 150  $\mu$  latis; ascis cylindraccis, 50-60  $\times$  5, J-, paraphysibus filiformibus obvallatis; sporidiis monostichis, ellipsoideis, plerumque navicularibus, utrinque acutatis, continnis, fuscis, 8-9  $\times$  3. 6001

*Hab.* ad petiolos emortuos *Arengae sacchariferae* (Palmae), Los Baños, ins. Philipp. (S. A. REYES). — Var. **Demonoropis** Sacc., Notae Myc. XXIII (Acc. Veneto-trent. 1917, p. 65). — A typo recedit sporidiis paullo amplioribus, nempe 10-12  $\times$  4,5; ascis 45-50  $\times$  4,5, paraphysatis. Sporidia fuliginea, subinde diblasta cum intervallo hyalino; perithecia 180-200  $\mu$  diam.

*Hab.* in rhaehide *Demonoropis* emortua (Palmae), in M. Maquiling, Ins. Philipp. (BAKER). — Perithecia nunc maculae late attratae subjecta, nunc sine macula. Fm. immaculata forte congruit cum *Anth. phoenicicola* Speg. quae anterior.

14. **Anthostomella Calami** Rehm, Ascom. Philippin. VIII, in Leitf. of Philippin. Bot. VIII, 1916, p. 2939. — Perithecia carbonacea verruculosa, a peridermio arcte adhaerente fere obducta, apice saepe subumbilicata et crasse breviter papillulata foveolam crasse carbonaceam relinquuntia. Ceterum ut in *Anthostomella mirabilis* (B. et Br.) v. Hoehn. 6002

*Hab.* ad emortuum *Calamum* (Palmae), Mt. Maquiling, Ins. Philipp. (S. A. REYES et C. F. BAKER).

15. **Anthostomella bicincta** Sydow, Philipp. Journ. of Sc., Sect. C v. 9, n. 2, 1914, p. 165. — Peritheciis densiuscule sparsis, omnino immersis, atris globosis, 350-425  $\mu$  diam., epidermidem atro-nitidulam leniter elevantibus, coriaceo-mollibus; ascis cylindraccis, apice obtusis, 100-125  $\mu$  longis, 13-16  $\mu$  latis, octosporis poro jodi ope coerulecente; paraphysibus leniter mucosis; sporidiis recte monostichis, continnis, ellipsoideis, utrinque rotundatis, ex hyalino mox 6003

fuscis, centro zona latiuscula 2-4  $\mu$  lata dilutiore vel subhyalina cinctis, praeterea strato mucoso 1,5-2,5  $\mu$  lato distinctissimo circumdatis, 15-18  $\mu$  longis 9-10  $\mu$  latis (sine muco).

*Hab.* in foliis (petiolis) emortuis *Caryota e* (Palmae), Palawan Taytay, Ins. Philipp. (MERRILL).

16. *Anthostomella cocoina* Sydow, Philipp. Journ. of Sc., Sect. C., v. 6004  
9, n. 2, 1914, p. 166.—Peritheciis plerumque dense dispositis, subinde maculiformiter confertis, immersis, epidermidem denigratam hemisphaerice elevantibus, semper tectis, modo papilla minuta poro perspicua pertusa tandem prominente globosis, glabris, atris, 200-300  $\mu$  diam.: ascis cylindraceis, apice rotundatis, 75-95  $\mu$  longis, 6-7  $\mu$  latis, octosporis; sporidiis monostichis, ellipsoideis, utrinque rotundatis vel leniter attenuatis, continuis, fuscis, exappendiculatis, 8-10  $\mu$  longis, 3,5-5  $\mu$  latis.

*Hab.* ad petiolos et rachidem foliorum *Cocos nucifera e* (Palmae), Palawan, Taytay, Ins. Philipp. (MERRILL).

17. *Anthostomella Coryphae* Rehm, Ascom. Philippin. VIII, in Leaflet. 6005  
of Philippin. Bot. VIII, 1916, p. 2940.—Perithecia in maculis ellipsoideis, 1-2 cm. longis, circiter 0,5 cm. latis dilute nigris, cortice gregarie profunde innata, globulosa, aliquantulum convexe prominentia, vix papillulata, atra, 0,5-0,8 mm. lata parenchymatice contexta. Ascis cylindraceis, 100-110  $\times$  15, 8-sporis, J-. Sporibus oblongis, utrinque rotundatis, 1-cellularibus obscure fuscis, 10-15  $\times$  8-10, 1-stichis. Paraphyses filiformes.

*Hab.* ad petiolos emortuos *Coryphae elatae* (Palmae), Los Baños, Ins. Philipp. (C. F. BAKER).

18. *Anthostomella phoenicicola* Speg., Mycet. Argent. VI, Anal. Mus. 6006  
Nac. Buenos Aires, XXIII p. 50 (1912).—Maculis nullis sed matrice late sordideque cinerascete; peritheciis ligno immersis, vix ostiolo minutissime papillato epidermidem perforante manifestis, epidermide infuscata tectis sed elypeo stromatico proprio destitutis, globoso-depressis, minutis, 120-150  $\mu$  diam., coriaceis, atris, contextu indistincto; ascis subcylindraceis, apice saepius bifoveolatis, basi sensim leniterque angustatis, breviter pedicellatis, 85-100  $\times$  5-8, paraphysibus filiformibus paucis commixtis; sporidiis monostichis, ellipsoideis, utrinque subaequaliter rotundatis, eguttulatis, levibus, fuliginosis, 10-13  $\times$  3-4.

*Hab.* in petiolis dejectis putrescentibus *Phoenicis canariensis* (Palmae), in hortis, La Plata, Argentina.

19. *Anthostomella nummularioides* Speg. in Anal. Mus. Nac. Buenos 6007

Aires XXVI p. 122 (1914).— Maculis amplissimis, irregulariter elliptico-elongatis, saepe confluentibus et totam matricem obtegentibus, atris; peritheciis hinc inde confertiusculis, imato-erumpentibus, globulosis, atris, glabris, 100-150  $\mu$  diam., ad medium et ultra substrato immersis, vix ostiolato-perforatis, non papillatis, contextu indistincto; ascis cylindraceutis, basi breviuscule attenuato-pedicellatis, 90-110  $\times$  8-10, paraphysibus paucis filiformibus parum longioribus obvallatis; sporidiis rectis vel oblique monostichis, cylindraceuto-ellipsoideis, utrinque rotundatis, eguttulatis, fuliginosis, 10-14  $\times$  6-7.

*Hab.* in spathis putrescentibus *Phoenicis? canariensis* (Palmae), in dunis maritimis prope Daccar, Senegal.

20. **Anthostomella confluens** Petch, Rev. Ceylon Fungi, Ann. R. Bot. Gard. Peradeniya VI, P. II, 1916, Extr. p. 27. — *Anthostomella dilatata* (B. et Br. in gen. *Pemphidio*) Petch p. p. — Peritheciis subepidermicis, lenticularibus, nigris, carbonaceis, 0,3 mm. circ. diam., poro circulari apertis sed ostiolo non prominenti; sparsis, stromate ex epidermide nigrefacta formato circumdati, coeterum plus minus effuso; ascis non visis; sporis anguste ovoideis, utrinque rotundatis, e fuliginosis nigricantibus, 9-12  $\times$  3-4.

*Hab.* in petiolis *Palmae* ejusdam, Ceylon.

21. **Anthostomella calocarpa** Syd., Enum. Philipp. Fungi I, in Philipp. Journ. of Sci. VIII (1913) p. 272. — Sparsa vel aggregata, subinde confluens; pseudostromate orbiculari vel ellipsoideo, 0,6-1 mm. longo, nitido, aeterrimo; perithecio singulo in quoque pseudostromate, globuloso, papillato, 300-400  $\mu$  diam.; ascis clavatis, apice rotundatis, 110-130  $\times$  16-21, filiformi-paraphysatis, octosporis; sporidiis monostichis vel subdistichis, ellipsoideis, continuis, utrinque rotundatis, primo hyalinis, mox amoene intenseque luteo-brunneis, 22-26  $\times$  11-13.

*Hab.* in basibus foliorum emort. *Pandani tectorii* (Pandanaeae), Luzon, Manila, ins. Philipp. (MERRILL). — Teste auctore, huc pertinet *Sphaeropsis Pandani* P. Henn. — Syll. XXII p. 983, in qua el. Hennings ascos non vidit.

22. **Anthostomella lucens** Sacc., Notae Mycol. XX, Nuovo Giorn. bot. it. v. 23., 1916, p. 201. — Peritheciis sub clypeo epidermico convexo nigro nitidissimo, circulari 1 mm. diam. abditis, globoso-depressis, 0,25 mm. diam., ostiolo papillato erumpente in medio clypei; contextu submembranaceo, fuliginoso; ascis cylindricis praelongis, angustis, 100-125  $\times$  9-10, apice obtusulis, in pedicellum brevem

tenuatis, copiose filiformi-paraphysatis, octosporis; sporidiis recte v. oblique monostichis, ellipsoideis, saepe inaequilateris, utrinque rotundatis, 1-2-guttatis, primo hyalinis, mox olivaceis, demum fuliginis, 14-16  $\times$  7-8,5.

*Hab.* in utraque pagina, copiosius in superiore, foliorum v. vaginarum emortuarum *Pandani* sp. (Pandanaeae), Los Baños, Ins. Philipp. (BAKER).— Ab *Anth. Pandani* (Rabenh.) Sacc. videtur differre clypeo amplo nitido, de quo auctor, silet. Ab *Anth. calocarpa* Syd. ascis sporidiisque multo angustioribus etc. recedit.

23. **Anthostomella sorbina** Rehm, Ann. Mycol. X, 1912, p. 390.— Peritheciis gregariis cortici nigritulo innatis protuberantibus et vix ostiolo minutissimo demum prorumpentibus, globosis, 0,5-0,7 mm. diam., carbonaceis; ascis evanidis; sporis subglobosis, unilocularibus, fuscis, strato gelatinoso tenui obductis, 18-20  $\times$  10-12. 6011

*Hab.* ad ramulos *Sorbi Auenpariae* (Rosaceae), in alpe Schlappolteek Algoviae, Bavaria (ADE).

24. **Anthostomella Arunci** v. Höhnel, Ann. Mycol. 16., 1918, p. 71.— Peritheciis valde variabilibus usque 1 mm. cr., sparsis v. aggregatis confluentibusque quandoque globoso-depressis verruciformi prominentibus in cortice immersis et cum hemisphaerice elevantibus, apice clypeo epidermali 40-50  $\mu$  cr. praeditis, nigris; contextu infra 40 supra 40  $\mu$  cr., membranaceo-carbonaceo pseudoparenchymatico; paraphysibus numerosis, tenuiter filiformibus, elongatis mucosae conglutinatis; ascis cylindraceutis apice obtusis infra pedicello usque 50  $\mu$  longo attenuatis, 155  $\times$  8, octosporis; poro ascorum Jope cyanescente; sporidiis monostichis, nigrescentibus biguttulatis, ellipsoideis v. fusoides infra vix hyalino-apiculatis, 12-15  $\times$  6-6,5. 6012

*Hab.* in caulibus putrescentibus *Spiraeae Arunci* (Rosaceae), prope Königstein, Saxonia, Germania (W. KRIEGER).

25. **Anthostomella Copelandi** Rehm, Ascomyc. Philipp. V, Leaflets of Philipp. Botany, VI (1914) p. 2197.— Peritheciis gregariis, cortici immutato innatis eumque prorumpentibus, initio cortice arcte cinctis dein sessilibus, plerumque solitariis, interdum binis connexis, globosis, apice late circulariter annulatis, medio conice papillulatis, poro perspicuo pertusis, contextu parenchymatico coriaceo nec carbonaceo, nigris, glabris, ad basim fusciscentibus, siccis scabriusculis, typice 2 mm. latis, 1,5 mm. altis; ascis evanidis; sporidiis oblongis, utrinque rotundatis, rectis, fuscis, 25  $\times$  10-12. 6013

*Hab.* in cortice emortuo, Luzon, Prov. Benguet, Panai, ins. Philipp. (E. B. COPELAND).

26. **Anthostomella Elmeri** Syd., Leaflets of Philipp. Bot. V (1912) p. 6011  
1544.— Peritheciis corticulis, sparsis vel aggregatis, subinde binis  
vel ternis dense aggregatis et subconfluentibus, rotundatis, peri-  
dermio leniter pustulatum elevato et circumferècia nigricante primitus  
tectis, dein erumpentibus. 400-500  $\mu$  diam., planiusculis, ostiolo va-  
lido nitido brevi; ascis cylindraceis, 70-80  $\times$  7-10, octosporis; pa-  
raphysibus numerosis, filiformibus, ascos superantibus, 1-1,5  $\mu$  cras-  
sis; sporidiis monostichis, ellipsoideis, continuis, primitus hyalinis  
et grosse 3-4-guttatis, tandem fuliginèis et eguttulatis, haud ap-  
pendiculatis, 10-13  $\times$  4-5.

*Hab.* in ramis dejectis, Puerto Princesa, Palawan, ins. Philipp.

27. **Anthostomella lichenoides** Rehm, Ascomyc. Philipp. V. Leaflets of 6015  
Philipp. Botany, VI (1914) p. 2497.— Peritheciis gregaris, cortici  
dealbato innatis, extus atratis, globuloso-conoideis, dimidia supe-  
riore parte prominentibus, minute papillulatis, poro lato pertusis,  
atris, glabris, carbonaceis, 0,5-1,5 mm. latis; ascis evanidis; spo-  
ridiis ellipsoideis, utrinque acutatis, subfuscis, 30  $\times$  10-14.

*Hab.* in ramo humistrato, Luzon, Prov. Laguna, Los Baños, ins.  
Philipp. (S. A. REYES).

28. **Anthostomella uberiformis** Rehm. Ascom. Philippin. VIII, in Leaflet. 6016  
of Philippin. Bot. VIII, 1916, p. 2937. — Perithecia dispersa, cor-  
tici innata, dein prorumpentia, demum in ligno late denigrato ses-  
silia, globulosa, crasse carbonacea, verruculosa, glabra, apice di-  
sciformiter applanata, medio minute papillulata, ad basim 2-3 mm.  
lata, 1,5 mm. alta. Ascis evanidis; sporis ellipsoideis interdum  
subcurvatis, 1-cellularibus, fuscis, 10-12  $\times$  5-6.

*Hab.* ad truncum putridum in caecumine Mt. Maquiling. Ins. Phi-  
lipp. (C. F. BAKER). -- Peritheciis forma et magnitudine eximia  
species.

#### PARANTHOSTOMELLA Speg. — Syll. XXII p. 101.

1. **Paranthostomella Capparidis** Syd. et Butl., Ann. Mycol. IX, 1911. 6017  
p. 408. — Peritheciis epiphyllis, in hypophyllo plerumque etiam  
conspicuis, maculis magnis effusis, flavidis v. brunneolis saepe con-  
fluentibus insidentibus, gregaris, immersis, sphaeroideis, ostiolatis,  
atris, 160-240  $\mu$  diam.; ascis ellipticis v. oblongis, paucis in quoque  
perithecio, difficile perspicendis, 2-6-sporis, 40-70  $\times$  16-25; sporidiis  
ellipsoideis, continuis, utrinque rotundatis, primo hyalinis, dein  
brunneis, 18-22  $\times$  10-12.

*Hab.* in foliis vivis v. languidis *Capparidis spinosae*

var. *Leucophylla* e (Capparidaceae), Pusa (INDAYAT), Capparidis sp., Khulna Bengalica, Indiae or. (P. N. BATTACHARIYA).

**LEPTOMASSARIA** Petrak, Ann. Mycol. XII, 1914, p. 474. — Stroma omnino deest. Perithecia singula, raro 2-3 approximata, magna, subglobosa, coriáceo-subcarbonacea, cortice omnino immersa, extus crusta albido-flavescenti obducta, ostiolo brevi truncatulo non excedent. Asci cylindraceuti, basim versus paulatim attenuati, longe pedicellati 8-spori, paraphysati. Sporidia ellipsoidea, utrinque rotundata continua, fusco-nigra, strato tenui hyalino obvoluta. — Est *Massaria* phaeospora; an potius *Anthostomati* proxima? — Typus gen.:

1. **Leptomassaria simplex** (Oth) Petrak, l. c., *Anthostoma simplex* (Oth) 6018 Sacc., Syll. XIV p. 503, *Quaternaria simplex* (Oth) Nke.

**ROSELLINIA** De Not. — Syll. I p. 252, IX p. 495, XI p. 280, XIV p. 494, XVI p. 435, XVII p. 595, XXII p. 102.

1. **Rosellinia laminariana** Sutherl., Trans. Mycol. Soc. V (1916) p. 256 6019 t. V fig. 1-3. — Peritheciis immersis et maturis erumpentibus vel ab initio superficialibus et subiculo denso cinetis, globosis, excipulo crasso, ostiolo conico, primo hyphis tectis dein nudis, 350-450  $\mu$  diam.; ascis cylindraceutis, longissimis, octosporis, apice obtusis, 150  $\times$  15; sporidiis monostichis, ellipsoideis vel ovoideis, primo annulo mucilagineo circumdatis, fulvis vel nigris, plerumque guttulam oleosam amplam exhibentibus, 20-22  $\times$  12-14; paraphysibus crassis, articulatis, maturis deliquescentibus.

*Hab.* in thallo *Laminariae* (Algae), Dorset, Britannia.

2. **Rosellinia Mangiferae** Syd. in Syd. et Butl., Ann. Mycol. IX, 1911, 6020 p. 405. — Peritheciis gregariis, sed discretis, in partibus matricis saepe nigrificatis v. fusco-tinctis maenliformibus insidentibus, basi cortici semper immersis, e basi lata applanato-hemisphaericis, atris, 250-400  $\mu$  diam., opacis, minutissimis, papillatis, ascis cylindraceutis, 140-180  $\times$  11-18, octosporis, copiosissime paraphysatis; sporidiis ellipsoideis, utrinque rotundatis, continuis, fuscis, 20-24  $\times$  9-12, monostichis v. oblique monostichis.

*Hab.* in cortice *Mangiferae* Indiae (Anacardiaceae), Chittagong, Indiae or. (R. SEN).

3. **Rosellinia (Coniochaeta) nigerrima** Peyronel, Nuovo Giorn. bot. it. 6021 25., 1918, p. 411, fig. 1-3. — Hyphis mycelicis per ligni fibras decurrentibus septatis ramosis, e hyalinis olivaceo-atris, nunc subti-

lissimis vix  $0.5 \mu$  nunc usque ad  $5 \mu$  cr.; peritheciis subsphaericis v. plerumque conico-ovatis, ob setulas rigidas hirsutis nigerrimis,  $350-500 \mu$  latis; excipulo carbonaceo contextu pseudoparenchymatico e cellulis irregulariter subpolygoniis  $8-20$  (plerumque  $12-16$ )  $\mu$  latis constituto; setulis rigidis, subulatis, basi incrassato-bulbosis, atris, 1-4-septatis, septis tamen in vetustis ob membranae cutinatae crassa atritudinem non v. vix perspicuis,  $60-300 \mu$  long.; ascis cylindraco-clavatis, pedicellatis, apice foveolatis, octosporis,  $80-95 \times 7-7.5$ , paraphysibus filiformibus, hyalinis obvallatis; sporidiis oblique monostichis, ellipticis, umbrinis,  $9.5-12 \times 5.5-5$ .

*Hab.* in ligno decorticato marcescente *Alni viridis* (Betulaceae), Rielaretto, Pedemontium, loco dicto « La Bric di Plau », 1700 m. alt., Italia bor. — Socio *Hormodendro nigerrimo* eius stat. conidico.

4. **Rosellinia rhanicensis** Petrak, Ann. Myc. 14., 1916, p. 159 (*hrani-* 6022  
*censis*). — Peritheciis gregariis caespitosis vel epidermide tectis vel erumpentibus fusco-nigris subcoriaceis subglobosis saepe parum depressis, ostiolo brevissime conico pertuso  $140-160 \mu$  diam. Ascis anguste cylindracois breviter stipitatis apice rotundatis, basim versus vix attenuatis,  $90-100 \times 6-8$ , octosporis. Sporidiis monostichis ellipsoideis vel ovatis, raro fere globosis utrinque rotundatis fusco-nigris, guttulas 1-3 majuseulas includentibus,  $8-12 \times 6-7$ ; paraphysibus tenuissimis filiformibus; ascis parum longioribus vel fere aequilongis.

*Hab.* in ramis emortuis *Alni rotundifoliae* (Betulaceae), pr. M. Weisskirchen Moraviae. — *Ros. conglobatae* valde affinis. Obs. Graphia *hraniensis* ab orthographia latina est aliena.

5. **Rosellinia andurnensis** Ces. et De Not. — Syll. I p. 253. — Var. mi- 6023  
nor v. Höhnelt in Strasser, Verh. zool.-bot. Ges. Wien, 69., 1919, p. 359. — Sporidiis fuscoideis e latere depressis, exappendiculatis,  $22 \times 6$ .

*Hab.* in foliis dejectis *Abietis* (Coniferae), Sonntagberg, Austria inf.

6. **Rosellinia weiriana** Sacc., Nuovo Giorn. bot. it. v. XXVII, 1920, 6024  
p. 77. — Peritheciis dense aggregatis, biogenis (semper?), superficialibus, glabris, nitidulis, globosis, minute papillatis,  $0.5-0.7$  mm. lat., contextu coriaceo-carboneo, atro; ascis (non bene visis) crasse breviterque clavatis, apice rotundatis,  $175 \times 68$ , breviter stipitatis, copiose denseque filiformi-paraphysatis, 1-2-sporis (?); sporidiis oblongo-ellipsoideis, utrinque obuse tenuatis, magnis,  $100-115$

≈ 45-48, fuliginis, ex uno apice (semper superiori?) eandem primo hyalinam incurvato-adhaerentem demum fuliginem 45-70 ≈ 9-10, cylindraceam emittentibus (vetastis longitrossum rimoso dehiscensibus).

*Hab.* in ramulis vivis *Piceae Engelmanni* (Coniferae), Spokane, Washington, Amer. bor. (WEIR). — Sporidia initio hyalina, minora 60-85 ≈ 22, aequae caudigera. Species singularis et ob sporidia et ascos peculiare forte novi generis typus (*Weiriella*). An *Piceis* infesta?

7. **Rosellinia Gravesii** Sacc. n. — *Rosellinia* sp. Graves in Phytopathology IV (1914) p. 70 fig. 7-10 et tab. V. — Mycelio ramulos et basim foliorum ambiente, e griseo luteo-brunneo, plus minusve evoluto 2,5-5 μ diam.; peritheciis gregariis, interdum subconfluentibus, globosis vel globoso-conoideis, atris, minute papillato-ostiolatis, 0,5 mm. circ. diam., omnino superficialibus mycelioque insidentibus sed non immersis; ascis et sporidiis non visis; conidiophoris ramosis, apice botryoideis; conidiis in ramulis acrogenis, late ovoideis, hyalinis, 6,5 ≈ 4.

*Hab.* in ramulis junioribus plantularum *Tsugae canadensis* (Coniferae), in Amer. boreali. — Affinis, ut videtur, *R. subiculatae* (Schw.) Sacc. et valde noxia.

8. **Rosellinia areolata** Sacc., Ann. Mycol. XI, 1913, p. 314. — Peritheciis hinc inde dense confertis, superficialibus, sessilibus, subglobosis, leniter depressis, 0,7-1 mm. diam., nitidule nigricantibus, carbonaceis, glabris, ostiolo minutissimo, papillato, in centro areolae depressae, 400 μ latae, circularis sito; ascis cylindricis, apice rotundatis, p. sporif. 80 ≈ 5-6, in stipitem 80-100 μ longum tenuatis; paraphysibus filiformibus 2,5 μ cr. minute guttulatis obvallatis, octosporis; sporidiis ellipsoideo-oblongis, utrinque acutulis, rectis v. leviter inaequilateris, 10-12 ≈ 5, atro-fuliginis.

*Hab.* in ramis corticatis emortuis *Fagi* sp. (Fagaceae), prov. Mino, Kawaue, Japonia (HARA). — Forte affinis *Ros. brevisi* Starb. et *R.* sed distinctissima. Cum *Ros. nitenti* Cæs. tantum congruit areola ostiolarum, sed forma peritheciis vix nitentis, subiculi defectu statim dignoscitur.

9. **Rosellinia tunicata** W. Kirschst., Krypt. Fl. Brandenb. VII p. 217 (1911). — Peritheciis superficialibus, basi insculptis, sparsis vel paucigregariis, sphaericis vel sursum attenuatis, ostiolo papillato praeditis, 200-300 μ diam., excipulo coriaceo, atro, in parte superiore setulis brevibus ornato, massa luteo-brunnea usque ad ostiolum atrum emergente tectis, per aetatem saepe nudis; ascis cylin-

draceis, breviter pedicellatis, sursum applanatis incrassatisque, 120-140  $\times$  9-10; paraphysibus filiformibus simplicibus obvallatis; sporidiis monostichis, plerumque oblique dispositis, initio olivaceis, granuloso-faretis, eguttulatis, demum atro-brunneis, ellipsoideo-oblongis, e latere paululo compressis, limbo marginali distincto praeditis, 13-17  $\times$  7-8.

*Hab.* in ligno fabrefacto putri *Quercus* (Fagaceae), Grossbehnitz, Germania. — Affinis *R. liquariae* (Grev.) sed peritheciis minoribus tunicatis facile distinguenda. Proxima quoque *R. sanguinolentae* (Wallr.).

10. **Rosellinia fusispora** W. Kirschst., Krypt. Fl. Brandenb. VII p. 213 6028 (1911). — Peritheciis superficialibus, in greges plus minusve extensos dense coacervatis, saepe confluentibus, subiculo filamentoso atro-brunneo insidentibus, globosis, 1  $\frac{1}{4}$  mm. circ. diam., ostiolo minuto obtuse conoideo praeditis, excipulo carbonaceo, fragili, atro, in juventute griseo-ardesiaco; ascis cylindraceutis, apice rotundato-incrassatis, basi longe pedicellatis, octosporis, p. sp. 155-165  $\times$  8-9; paraphysibus filiformibus longioribus obvallatis; sporidiis recte monostichis, irregulariter fusoides, interdum semilunatis, utrinque abrupte hyalino-apiculatis, ibique breviter setoso-appendiculatis, in sectione subtrigonis, initio olivaceo-viridulis, guttulatis, dein obscure brunneis, continuis, 24-32  $\times$  6-8.

*Hab.* in culmis *Graminum* et in hymenio *Lenzitis betulinae* (Fungi), Rathenow, Germania.

11. **Rosellinia rachidis** Rehm, Ascomyc. Philipp. V, Leaflets of Philipp. Botany, VI (1914) p. 2198. — Peritheciis sparsis, conoideis, lata basi circulari anguste nigrocineta, sessilibus, atris, dilute albidule pruinatis, 1 mm. diam., excipulo glabro, interdum circulariter paululum constricto, carbonaceo; ascis cylindraceutis, 50-60  $\times$  4, octosporis, J. paraphysibus paucis obvallatis; sporidiis monostichis, oblongis, interdum allantoideo-subcurvatis, utrinque guttulatis, fusoidulis, 5-7  $\times$  2.

*Hab.* in rachide viva *Gigantochloae* (Graminaceae), Luzon, Prov. Laguna, Los Baños, ins. Philipp. (S. A. REYES).

12. **Rosellinia (Calomastia) dolichospora** H. et P. Sydow, Ann. Mycol. 6030 IX, 1911, p. 145. — Peritheciis sparsis vel hinc inde paucis (3-5) aggregatis, superficialibus, rigidis, atris, hemisphaericis, glabris, nitidulis 300-500  $\mu$  diam., ostiolo papilliformi, subiculo nullo; ascis jam resorptis; sporidiis dolichosporis, rectis v. leniter inaequilateris, utrinque obtusis, continuis, fuscis, 21-35  $\times$  7-9.

*Hab.* in culmis emortuis *Phragmitis Karkae* (Graminaceae), Cabanalan, Negros, ins. Philippin. (E. D. MERRILL).— *Ros. sublimbatae* (Dur. et Mont.) Pass. proxima sed sporis longioribus et angustioribus diversa.

13. *Rosellinia fusco-maculans* Rehm, Ascomye. Philipp. IV, Leaflets of Philipp. Botany. VI (1913) p. 1937. — Peritheciis in maculis primitus discoidalibus 3-5 mm. latis, demum late confluentibus, fusco nigricantibus, ex hyphis ramosissimis fuscis 2  $\mu$  latis contextis plus minusve gregariis, sessilibus, interdum dispersis, saepius pluribus stromaticae arete congregatis, globulosis, minutissime papillatis, nigro-fuscidulis, subcarbonaceo-contextis, scabris, 300-350  $\mu$  latis; ascis evanidis; sporidiis ellipsoideis, utrinque obtusis, 1-cellularibus, fuscis, 10  $\approx$  5-6. 6031

*Hab.* in *Schizostachyo* emortuo (Graminaceae), Lazon, Prov. Laguna, Mt. Maquiling, ins. Philipp. (G. L. EVARISTO).

14. *Rosellinia (Tassiella) crustacea* Rehm, Ascom. Philippin. VIII, in Leaflet of Philippin. Bot. VIII, 1916, p. 2941. — Perithecia gregaria, mycelio late explanato fusco nigrifido, innata ab eoque obtecta, emergentia, conoidea vel hemisphaerica, minute papillulata, extus verrucosula crasse fuscae tunicata, 2-2.5 mm. lata senilia umbilicata; ascis evanidis; sporis fusiformibus utrinque obtusis, rectis, obscure fuscis, 1-cellularibus, 70  $\approx$  25. 6032

*Hab.* ad calamos vivos *Schizostachyi* (Graminaceae), Los Baños, Ins. Philipp. (S. et REYES).— Quoad perithecia emergentia sporasque valde appropinquans ad *Rosell. emergentem* (B. et Br.) Sacc.

15. *Rosellinia rhacodioides* Sacc., Bull. Soc. Bot. it. 1913, p. 151, Ann. Mycol. XI, 1913 p. 565. — Peritheciis subiculo rhacodiaceo nigro 10-12 mm. extenso insertis, hinc inde aggregatis, superficialibus globoso-depressis, exiguis, opace nigris, 160-180  $\mu$  diam. obtuse papillatis; subiculi hyphis densis, filiformibus, praelongis, 4-5  $\mu$  cr., parce ramosis, remote septatis, non constrictis, atrofuliginis; contextu celluloso, atro-fuligineo; ascis... jam resorptis; sporidiis ellipsoideis utrinque rotundatis v. basi nonnihil rotundato-tennatis, 8-8,5  $\approx$  5,6-7, rarius 9,5  $\approx$  8, atrofuliginis, rectis. 6033

*Hab.* in vaginis basilaribus culmi emortui *Stipae tenacissimae* (Graminaceae), Tripolitania (Garian: Bu Gheilan). Subiculo rhacodiaceo, peritheciis ratione minutis et matrice facile dignoscenda species, etsi asci lucusque non visi.

16. *Rosellinia affinis* Sacc., Ann. Mycol. XI, 1913, p. 314. — Peritheciis gregariis subgloboso-hemisphaericis, basi cortice leviter insculp-

lis, nigricantibus, subopacis, 0,5-0,7 mm. diam., carbonaceis, glabris ostiolo punctiformi in centro areolae circularis 200-300  $\mu$  latae parum distinctae sito; ascis cylindricis, apice rotundatis, octosporis, 65-70  $\approx$  4,5, parte sporif. in stipitem filiformem 28-30  $\approx$  2,5-3. raro longiorem tenuatis, paraphysibus filiformibus, 1,7-2  $\mu$  cr. minute guttulatis obvallatis; sporidiis oblique monostichis, ellipsoideo-oblongis, 8,5-9,5  $\approx$  4,2-5, utrinque rotundatis, pro more rectis, initio 1-2-guttulatis, dein eguttulatis, fuliginosis.

*Hab.* in ramis corticatis emortuis *Litsae glaucae* (Lauraceae), prov. Mino, Kawanye, Japoniae (HARA). — Affinis *Ros. areolatae*, sed perithecia et sporidia minora, areola minus distincta etc.

17. **Rosellinia Cladoniae** (Auzi). — Sacc. Syll. I p. 275. — Var. **floerkeana** Vouaux ap. Harmand, Lich. Fr. p. 335, et in Bull. Soc. Mycol. 1912, p. 205. — A typo differt sporidiis longioribus et angustioribus, 22-41  $\approx$  6-13. 6035

*Hab.* in podetiis *Cladoniae Floerkeanae* var. *carcatae* (Lichenes), in alpidibus Vogensibus, Gallia (HARMAND).

18. **Rosellinia steineriana** Keissler, Beih. d. Bot. Centralbl., Bd. 37., II Abt., 1920, p. 273. — Peritheciis numerosissimis, totum fere thallum tegentibus, superficialibus, subglobosis, laevibus, atris, mycelio visibili destitutis, ca. 500  $\mu$  diam., 30  $\mu$  crassis, contextu parenchymatico (cellulis parvis); ascis cylindraceis, membrana tenui circumdatis, apice rotundis, non stipitatis, 6-8-sporis, ca. 60-65  $\approx$  9-10, hasim versus quasi hypothecio subbrunneo instructis; paraphysibus filiformibus, hyalinis, liberis, rectis, non ramosis, eguttulatis, apice leviter attenuatis, septatis (cellulis ca. 6-9  $\mu$  longis) aseos superantibus, ca. 2,5-3  $\mu$  latis; sporidiis plerumque globosis (interdum ellipsoideis vel ovoideis), brunneo-nigris, eguttulatis (interdum sporidiis globosis 1-ellipsoideis ovoideisve 3-guttulatis) 1-seriatis, totum ascum expletibus, membrana crassiuscula instructis, ca. 8-9  $\approx$  8-9 (vel interdum ca. 12  $\approx$  8). — J + intense coerulescens (paraphyses et earum mucum, non ascos); K —. 6036

*Hab.* in thallo *Lecanorae solarinoidis* St. (Lichenes), in silva ad lacum parvum super. Giökköl, 1800 m. alt. in Caucaso (A. B. SCHELBOONIKOW).

19. **Rosellinia romana** Sacc., Ann. Mycol. X, 1912, p. 316. — Peritheciis superficialibus, plus minus dense gregariis, globosis, obtusiuscule papillatis, carbonaceis, opace nigris, glabris, 0,7-1 mm. diam.; ascis cylindraceis, apice obtusis obturaculoque praeditis, deorsum longiuscule sensim pedicellatis, p. sp. 80-85  $\approx$  10-12, stipite 40  $\mu$  longo; 6037

paraphysibus filiformibus copiosis; sporidiis octonis oblique monostichis oblongo-ellipsoideis utrinque subrotundatis, 13-15  $\times$  7, fuliginis, utrinque appendiculis hyalinis papilliformibus vix 3-3,5  $\times$  2 auctis.

*Hab.* in caule emortuo *Ruscii aculeati* (Liliaceae), Marino pr. Romae, Italia centr. (D. SACCARDO). — Affinis *Ros. mammiiformi* et *Ros. mastoideae*, a prima sporidiis brevissime apiculatis, ab altera sporidiis non omnino muticis imprimis dignoscitur — *Rosellinia mastoidea* Sacc., optime evoluta, iterum lecta est in ramis *Rubifruticosi* emortuis, S. Stefano del Comelico (Italia bor.) (D. SACCARDO).

20. *Rosellinia megalosperma* Syd., Enum. Philipp. Fungi II, in Philipp. Journ. of Sci. VIII (1913) p. 485. — Peritheciis solitariis vel paucis aut compluribus aggregatis, subiculo omnino destitutis, superficialibus vel basi appanata paulo immersis, semiglobosis vel parum elongatis, glabris, levibus, atris, ostiolo minuto papilliformi nitenti praeditis, carbonaceis, ca. 1 mm. altis, 700-900  $\mu$  latis; ascis clavatis, apice rotundatis, 150-180  $\times$  20-28, paraphysatis; sporidiis distichis vel raro subtristichis, oblongis, utrinque lenissime attenuatis, sed apicibus plerumque obtusis, continuis, fuligineofuscis, 45-88  $\times$  12-16. 6038

*Hab.* in ramulis emortuis *Streblia asperis* (Moraceae), Luzon, Manila, Ins. Philipp. (MERRILL).

21. *Rosellinia (Coniochaeta) Raimundi* Sacc., Notae Myc. XXIII (Acad. Veneto-trent. 1917 p. 67). — Peritheciis dense gregariis superficialibus, globoso-conoideis, obtuse papillatis, fusco-nigris, 300  $\mu$  diam. pilosis; setulis remotiusculis filiformibus, subtortuosis 40-80  $\times$  4, fuliginis, obsolete septatis; ascis jam resorptis; sporidiis ex ellipsoideo coffeaeformibus, 10  $\times$  7, e latere 5-6  $\mu$  ex. fuliginis, eguttatis. 6039

*Hab.* in ramis emortuis *Averrhoae Tilibi* (Oxalidaceae), Los Baños, Ins. Philipp. (M. B. RAIMUNDO, comm. BAKER). — Affinis *Ros. ambiguae* Sacc., dignoscitur peritheciis duplo majoribus, fusco-nigris, non aterrimis, setulis longioribus parce septatis, sporidiis non guttatis.

22. *Rosellinia Cocoës* P. Henn. — Syll. XXII p. 110. 6040

*Hab.* in truncis putrescentibus *Arengae mindorensis* (Palmae), Los Baños, Ins. Philipp.; in truncis *Arengae sacchariferae*, Los Baños; in foliis *Livistonae* (Palmae), ex M. Maquilang, Ins. Philipp. (BAKER) est forte hujus spec. forma

minor foliicola; sed specimina sterilia (sec. Saccardo, Notae Myc. XXIII, 1917).

23. *Rosellinia ambigens* Sacc., Notae Mycol. XXIV p. 5 (Bull. R. Orto 6041  
bot. Nap. 1918). — Peritheciis hinc inde approximato-seriatis (seri-  
ebus 3-15 mm. long.), globosis, basi folio profunde insculptis et  
epidermide longitudinaliter nigrificata lacunculata cinetis, superne  
undatis, glabris, atro-nitidulis, breviter papillatis, carbonaceis, 350-  
400  $\mu$  diam.; ascis jam resorptis; sporidiis ovato-oblongis, coffei-  
formibus, utrinque obtusulis, 9-10  $\times$  4,5-5 fuliginis.

*Hab.* in foliis emortuis *Demonoropsis* sp. (Palmae), in Horto  
bot. Singapore (BAKER). — Ob perithecia primo subcutanea dein  
emorsa species inter *Roselliniam* et *Anthostomellam* ambigit.

24. *Rosellinia Alchemillae* A. L. Smith, Trans. Br. Mycol. Soc. V (1916) 6042  
p. 239. — Peritheciis sparsis vel gregariis, atris, opacis et carbo-  
naceis, epiphyllis, erumpentibus, late globoso-conicis, levibus, ad  
basim 300-350  $\mu$  vel interdum valde minoribus, 50-70  $\mu$ , papillatis,  
poro tandem lato pertusis; paraphysibus gracilibus, interne gran-  
ulosis, contortis, ascos superantibus; ascis cylindraceis, 100  $\approx$  10-  
12; sporidiis monostichis late fusiformibus, utrinque subacutis, bi-  
guttulatis, 17  $\approx$  7-8.

*Hab.* in foliis putridis *Alchemilla alpinae* (Rosaceae),  
Glen Falloch, Perthshire, Britannia (D. A. BOYD).

25. *Rosellinia subsimilis* Sacc., Mycologia, 12., 1920, p. 199. — Peri- 6043  
theeciis gregariis, subglobosis, minutis, nigris, glabris, 100-180  $\mu$   
diam. brevissime papillatis; ascis filiformi-paraphysatis, cylindricis,  
subsessilibus, 89-90  $\approx$  5,5-6, 8 sporis; sporidiis oblique monostichis  
e cylindraceo ellipsoideo-oblongis, saepius leviter inaequilateris,  
utrinque rotundatis, 12-14  $\approx$  5-6, fuliginis.

*Hab.* in ramis decorticatis emortuis *Crataegi* sp. (Rosaceae),  
Whitestone Gully, Dickey Count. N. D., Amer. bor. (BRENKLE). —  
Affinis *R. rimiricolae* differt sporidiis angustioribus subcylindra-  
ceis, etc.

26. *Rosellinia pulveracea* (Ehrenb.) Fuck. — Syll. I p. 264 — fm. *mi-* 6044  
*crospora* Sacc. — Dignoscitur sporidiis quam in typo paullo mino-  
ribus, nempe 8  $\approx$  5-6,5. — *Hab.* in truncis decorticatis *Prunella*  
*americanae* (Rosaceae), Lyndonville N. Y., Amer. bor. (C. B.  
FAIRMAN). — Var. *africana* Baccarini, Fl. Etiop. II, n. 75 in Ann.  
Bot. 14., 1917, p. 133. — Peritheciis sparsis vel laxe gregariis ro-  
tundis, rugulosis atris ad 200  $\mu$  latis, ostiolo inconspicuo pertusis;  
ascis breviter pedunculatis, octosporis paraphysibus cito evanescen-

tibus obvallatis ( $\mu$  42-50), sporidiis ellipsoideis oblique monostichis,  $6 \approx 4$ .

*Hab.* Assaorta, Mt. Diyot, ad ligna cariosa, Aetjopia (PAPPI).

27. **Rosellinia australis** Sacc. et Trott., Ann. Mycol. XI, 1913, p. 416. — 6045

Peritheciis densiuscule gregariis, omnino superficialibus, carbonaceis, opace nigris, globosis, sublevibus, 0,7-1 mm. diam., brevissime obtuse papillatis, bysso nullo sed maculis atris corticalibus saepe insertis; ascis tereti-clavatis, 110-120  $\approx$  13-15, octosporis, usque ad basim sporiferis deorsum angustato-pedicellatis, mox evanidis; sporidiis ellipsoideo-fusoides, utrinque acutato-apiculatis, subaequilateralis, primum grosse 1-guttulatis, atro-fuliginis, oblique monostichis, 17-20  $\approx$  8-10.

*Hab.* in caule emortuo sub arena infosso *Nicotianae glaucae* (Solanaceae), Ain Zara inter et Bir Tobras, Tripolitania, Africa bor.—Pluribus affinis, sed a *R. mammiformi* differt sporidiis non hyalino-apiculatis, a *R. mastoidea* sporidiis subfusoides, a *R. rhombispora* peritheciis non v. vix papillatis et sporidiis minoribus, denique a *R. romana* sporidiis non utrinque rotundatis.

28. **Rosellinia Pepo** Pat. — Syll. XVII p. 102. — Etiam in *Theobroma Cacao* (Sterculiaceae), cui valde noxia, in Insula Trinidad Antill. (Cnfr. NOWELL W., in Bull. Dep. Agric. Trinidad and Tobago 1919 (1920), pp. 178-199, 5 fig.). 6046

29. **Rosellinia arcuata** Petch, Rev. Ceylon Fungi, Ann. R. Bot. Gard. Peradeniya, VI, P. II, 1916, Extr. p. 23. — *R. bothrina* B. et Br., *R. aquila* B. et Br., p. p. — 6047

Peritheciis gregariis, primum in mycelio purpureo-brunneo immersis, fusco-brunneis, dein nigris, liberis, carbonaceis, globosis, leniter depressis, 1,5-2,4 mm. diam., levibus, ostiolo conico 0,1 mm. alto, basi 0,4 mm. cr.; ascis cylindraceis 300  $\approx$  8; sporis oblique monostichis; paraphysibus 2  $\mu$  circ. cr., ascos aequantibus; sporis nigris, cymbiformibus, apicibus acutis et saepe mox contractis, 30-47  $\approx$  5-7.

*Hab.* ad radices (?), *Theae* (Theaceae), etc., Ceylon.

30. **Rosellinia (Tassiella) horrida** Rehm, Asc. Philipp. VIII, in Leaflet of Philipp. Bot. VIII, 1916, p. 2941. — 6048

Perithecia in basi atrata communi 3-4 cm. lata arete congregata conjunctaque, lata basi sessilia, conoidea apice obtusa, rarissime aliquantulum applanata, minutissime papillulata carbonacea, nigrofusca, primitus albide pruinata, distincte verruculosa, 2-2,5 mm. alta, ad basim circiter 2 mm. lata; ascis cylindraceis, 8-sporis. Sporis fusoides, utrinque subacutatis, 1-cellularibus, fuscis, 45-50  $\approx$  10-14. Paraphyses?

*Hab.* ad corticem emortuum, Mt. Maquiling, Ins. Philipp. (C. F. BAKER). — A *Ros. lamprostoma* Syd. peritheciis plurimis arete juxtapositis in papillulam protractis plane divergens.

31. **Rosellinia umbilicata** Sacc., Ann. Mycolog. XI, 1914, p. 304. — 6049

Peritheciis laxè gregariis, superficialibus, carbonaceis depresso globosis, mox subdiscoideis et umbilicatis, centro obtuse breviterque papillatis, nigris, 0,5-0,7 mm. diam., ascis cylindraceis, apice rotundatis, brevissime crasseque stipitatis, 80-90  $\times$  11-12, crassiuscule paraphysatis, octosporis; sporidiis monostichis, v. partim subdistichis, 11,5-16  $\times$  9-10, elliptico-ovoideis, utrinque rotundatis, eguttatis, fuliginis, levibus.

*Hab.* in cortice emortuo indetermin., prov. Nueva Vizeaya, Luzon, Ins. Philippin. (C. Mc GREGOR). — Imprimis forma perithecorum distinguenda species.

32. **Rosellinia lamprostoma** Syd., Enum. Philipp. Fungi 1, in Philipp. 6050

Journ. of Sci. VIII (1913) p. 273. — Peritheciis sparsis vel laxè gregariis, superficialibus, levibus, glabris, e basi lata conoideis, atris, opacis, nitide papillatis, basi 0,75-1 mm. latis, 0,75-1,25 mm. altis, subiculo nullo; ascis cylindraceis, breviter stipitatis 150-200  $\times$  15-17, octosporis; paraphysibus non visis; sporidiis oblique monostichis, oblongo-fusoideis vel navicularibus, utrinque acutis, fuliginis, continuis, 38-52  $\times$  8-12.

*Hab.* in ramis emortuis, Luzon, Prov. Laguna, Mt. Maquiling, ins. Philipp. — Affinis *R. decipienti* Penz. et Sacc., a qua differt peritheciis conoideis, non globosis.

33. **Rosellinia (Conomela) maquilingiana** Rehm, Ascom. Philippin. VIII, 6051

in Leaflet of Philippin. Bot. VIII, 1916, p. 2942. — Perithecia, in plaga lata nigrescente conferta, sessilia conoidea, primitus acute papillulata poro vix perspicuo pertusa glabra atra carbonacea, 0,5-0,8 mm. lata et alta; ascis, evanidis; sporis ellipsoideis, interdum subcurvatis 1-cellularibus fuscis, 15  $\times$  6-7.

*Hab.* ab ramis corticatum deciduum, Mt. Maquiling, Ins. Philipp. (S. A. REYES). — Pertinet ad seriem *Ros. pulveraceæ* Ehrh. peritheciis conoideis, acute papillatis diversa, item a *R. bogoriensi* P. Henn. peritheciis conoideis, sporis non obtusis.

34. **Rosellinia moelleriana** P. Henn. — Syll. XVII p. 599 — fm. **dispersa** 6052

Rehm, Ascomyc. Philipp. IV, Leaflets of Philipp. Botany, VI (1913) p. 1937. — A typo differt tantum peritheciis sparsis.

*Hab.* ad ramos emortuos deciduos, Luzon, Prov. Laguna, Mt. Maquiling, ins. Philipp. (M. B. RAIMUNDO). — Sporidia 12  $\times$  5-6 (in

specie henningsiana 6-7  $\approx$  3,5).

35. **Rosellinia somala** Baccarini, Eumyc. Somalia it., in « Missione Stefanini Paoli », Firenze 1916, p. 195.— Peritheciis sparsis, basi cortice immersis globosis,  $\frac{2}{3}$  mm. diam. mammillatis, ostiolo papillato conico praeditis atris, ascis cylindraceutis 145  $\mu$  longis (pars sp. 90  $\mu$ ) 10-11 latis, membrana cito evanida paraphysibus filiformibus obvallatis, sporidiis ellipsoideis vel oblongo-ellipsoideis, monostichis atris, uniguttulatis, 19-22  $\approx$  1,2-7,5.

*Hab.* in ramis emortuis corticatis arbusti ignoti, Gololòne. Somalia it., Africa trop. (PAOLI). — *Ros. mastoideae* proxima sed ascis longioribus peritheciis basi cortice immersis distincta.

36. **Rosellinia truncata** Sydow, Philipp. Journ. of Sc. Sect. Bot. v. 9. 6054 n. 2, 1914, p. 166.— Peritheciis in glomerulos irregulares 2-5 mm. longos vel conflendo majores sine ordine denseque dispositis, rarius solitariis, subiculo copioso crasso persistenti ex hyphis fuscis septatis 3-5  $\mu$  crassis composito insidentibus, globoso-conicis, in maturitate ad verticem distincte truncatis ibique subinde etiam leniter depressis, distincte nitideque papillatis, ca. 1 mm. diam. subinde binis connatis et fere confluentibus, atris, glabris, levibus; ascis jam resorptis; sporidiis oblongis, utrinque rotundatis, contimis, fuscis, 5-17  $\mu$  longis, 7,5-8,5  $\mu$  latis.

*Hab.* ad ramos emortuos, Palawan Taytay, Ins. Philipp. (MERRILL).

37. **Rosellinia apiahyana** Spegaz., Rel. Mycol. trop. etc. in Bol. Ac. 6055 Nac. Cienc. Cordoba, t. 23., 1919, Extr. p. 99.— Peritheciis medio-cribus, 500-750  $\mu$  diam., superficialibus basi vix substrato leniter infossis, solitariis v. laxe gregariis rarius hinc inde subconstipatis, stromate semper omnino destitutis, globosis non v. vix depressis eximie minuteque papillato-ostiolatis, levibus, nigris, opacis v. vix subnitidulis, parietibus crassiusculis subfragilibus carbonaceis; ascis non visis; sporidiis subellipsoideo-navicularibus, subparvis, 10-12  $\approx$  3,4, 1-2-guttulatis, levibus, fuliginis, pellucidis.

*Hab.* in ramis decorticatis putrescentibus in silvis prope Apiahy, Brasilia, America austr.

38. **Rosellinia asperata** Mass. m. s. in Herb. Kew in Wakefield, Bull. 6056 Misc. Inf. Kew, 1918, p. 209, cum icon.— Subiculo late effuso, pannoso-crustaceo, fusco-brunneo; peritheciis conoideis 0,75-1 mm. diam. 1 mm. altis, subiculo primo tectis, dein semi-immersis, villosis-asperis, ostiolo conico atro-nitente; ascis jam diffluentibus; sporidiis fuscis, fusoideis v. cymbiformibus, utrinque acutis, 50-60  $\approx$  7,5-8.

*Hab.* in ligno putri, Horto Botanico « Gold Coast », Africa trop. (W. H. JOHNSON). — Habitu *R. bothriinae* B. et Br. et *R. arcuatae* Petch affinis sed sporidiis majoribus diversa.

39. **Rosellinia bakeriana** Sacc., Notae Mycol. XXIII p. 66 (Accad. Veneto-trent. 1917). — Peritheciis laxè gregariis e basi lata leviter infossa superficialibus, globosis, breviter nigro-papillatis, 350-400  $\mu$  diam., junioribus atro-olivaceis levissime velutinis, demum nigricantibus; indumento e pruina, non ex pilis formato; contextu pachydermatico dense celluloso, nigricante; ascis cylindraceis, apice rotundatis, deorsum tenuatis, octosporis, 60-70  $\approx$  7-7,5; sporidiis oblique monostichis, ovato-oblongis, leviter inaequilateris, utrinque obtusulis, 11  $\approx$  5,5-6, fuliginosis; paraphysibus copiosis, dilute ochraceis.

*Hab.* in ligno decorticato putrescenti speciei indet., M. Maquiling, Ins. Philipp. (BAKER).

40. **Rosellinia Merrilli** Syd., Enum. Philipp. Fungi II, in Philipp. Journ. of Sci. VIII (1913) p. 485. — Peritheciis gregariis vel dense confertis, plagulas longe lateque effusas formantibus e subiculo adnato, tomentoso, denso, atro-fusco, ex hyphis fuscis septatis 3-3,5  $\mu$  cr. composito, persistenti emergentibus, globosis, firmis, 1 mm. diam., glabris, in parte inferiore minute rugulosis, superiore parte levibus, opace atris, distincte papillatis; ascis teretibus, 170-230  $\approx$  12-14, octosporis; sporidiis monostichis, ellipsoideo-fusoideis, utrinque subobtusis, continuis, obscure brunneis, 25-30  $\approx$  9-11.

*Hab.* in ramis decorticatis, Luzon, Prov. Laguna, Mt. Maquiling, Ins. Philipp. (MERRILL). — Affinis *R. aquilae* (Fr.) De Not., sed sporidiis majoribus.

41. **Rosellinia perusensis** P. Henn., Hedw. vol. 48 (1908) p. 10. — Peritheciis plerumque caespitosis, innato superficialibus, subglobosis, atro-carbonaceis, conico-ostiolatis, 600-800  $\mu$  diam.; ascis cylindraceis, obtusis, octosporis, paraphysatis, 70-80  $\approx$  4-5; sporidiis oblique monostichis, ovoideis vel ellipsoideis, atris, 1-2-guttulatis, 6-10  $\approx$  3,5-4,5.

*Hab.* ad lignum decortiatum, Perùs, S. Paulo, Brasilia.

**CUCURBITARIELLA** Petrak, Ann. Mycol. 14., 1916, p. 441. — Perithecia byssiseda, caespitosa.

1. **Cucurbitariella moravica** Petrak, l. c. — Peritheciis subiculo dematiaceo nigrescente plus minusve immersis, caespitosis, plerumque 6-20 dense aggregatis, primum epidermide tectis, demum erumpen-

tibus coriaceis, nigris, globosis vertice plus minus impressis, 500-750  $\mu$  diam., ostioli breviter conici, pertusis; ascis cylindratis, crassinseculis stipitatis, apice rotundatis, basim versus sensim sed parum tenuatis. 140-160  $\approx$  10-15, p. sporif. 84-100  $\mu$  longa; sporidiis ellipsoideis v. ovoideis, raro oblongis v. fere globosis, utrinque rotundatis, grosse 1-2-guttatis, fusco-olivaceis, 14-18  $\approx$  10-12.

*Hab.* in ramis emortuis *Pruni spinosae* (Rosaceae), prope pagum Usti circa Mähr.-Weisskirchen, Moraviae. — Novum genus a *Rosellinia* distingueretur peritheciis caespitosis subiculo subimmersis, et tunc cum gen. *Cucurbitula* Fuck. (Syll. I p. 274, ut Sectio *Roselliniae*) comparandum.

**LASIOSORDARIOPSIS** J. E. Chénantais, Bull. Soc. Mycol. de Fr., XXXV, 6061  
1919, p. 73, 77. — Sporidia denique opaca, sine spiculis (huicque). —  
Huc ducendae sunt sec. J. E. CHÉNANTAIS, *Rosellinia sylvana* Sacc.,  
et *Bombardia comata*.

**PUTTEMANSIELLA** P. Henn., Hedw. vol. 48. (1908) p. 10. — Etym. a  
Cl. PUTTEMANS. — Perithecia coriacea, superficialia, ostiolata. Asci  
clavati octospori paraphysati. Sporidia subglobosa vel ellipsoidea,  
continua, colorata. — A gen. *Rosellinia* videtur differre peritheciis  
coriaceis.

1. **Puttemansiella Desmodii** P. Henn., l. c. p. 10. — Peritheciis superficialibus, gregariis, saepe confluentibus, coriaceis, subglobosis, ostiolatis, dein collabentibus, fulvis, pruinoso-subtomentosis, 0,5-0,8 mm. diam.; ascis clavatis, apice rotundatis v. applanatis, octosporis, paraphysatis, 70-110  $\approx$  2030; sporidiis subdistichis, sphaeroideis, ellipsoideis v. ovoideis, atro-brunneis, continuis, 20-24  $\approx$  15-20. 6062

*Hab.* in ramulis *Desmodii lejoearpi* (Leguminosae), Serra da Cantareira, S. Paulo, Brasilia.

**MICROASCUS** Zukal. — Syll. IX p. 483, XI p. 279, XVI p. 1129, XVII p. 610.

1. **Microascus setifer** Alfr. Schmidt, Copr. Pilze Schles. Bresl. 1912, 6063  
p. 30. — Peritheciis solitariis, initio semimmersis, demum superficialibus, nigris, deorsum glabris, circa ostiolum setis simplicibus, crebris, rigidis, brunneis apice dilutioribus, 40  $\mu$  longis vestitis, globosis 120-180  $\mu$  lat., ostiolo nunc breviter papillato, nunc conoideo, nunc cylindrato praeditis; contextu subolivaceo v. nigricante, impellucido, membranaceo, indistincte parenchymatico, cellulis

6-7  $\mu$  diam; ascis piriformibus v. ovoideis, sessilibus facile diffusis, 21-23  $\approx$  13,5-15,5, octosporis; sporidiis conglobatis elliptico-fusoides, utrinque obtuse tenuatis, hyalinis dein flavido-brunneis flavoque guttulatis, coacervatis rubro-brunneis, 10,5-11,5  $\approx$  5,8.

*Hab.* ex aere in fimum equinum dilapsus, Breslau, Silesiæ; inde in laboratorio cultus.

\*) **CHAETOMIUM** Kunze.— Syll. I p. 220, IX p. 484, XI p. 279, XIV p. 490, XVI p. 428, XVII p. 600, XXII p. 114.

1. **Chaetomium fuscicolum** Petrak, Ann. Mycol. XIII, 1915, p. 45; Fl. Boh. et Mor. exs. II Ser. I n. 1101.— Peritheciis in ramulis luteo albido mucosis et contextis sparsis vel subgregatis, basi hyphis numerosissimis valde contextis, apice glabrescentibus, globulosis, plus minusve compressis, haud papillulatis, poro vix conspicuo pertusis membranaceis, pallide olivaceo-fuscis, 0,5-0,6 mm. diam.; ascis cylindræis, apice rotundatis breviter stipitatis, basim versus paululum attenuatis, tenuissimis valde caducis, 140-180  $\approx$  14-16, octosporis, aparaphysatis; sporidiis mono-vel subdistichis, fuscis, ellipsoideis vel ovatis, apice acutatis, basi saepe appendicem brevissimam hyalinam fere conicam acutatam gerentibus, 20-32  $\approx$  13-16, interdum guttulas 1-3 includentibus.

*Hab.* in ramulis putrescentibus decorticatis Salicis sp. (Salicaceae), « Mähr.-Weisskirchen », Moraviae orientalis.

2. **Chaetomium Fieberi** Corda — Syll. I p. 223, IX p. 485 — Var. **rufipilum** (Grove) Sacc.— *Chaet. chlorinum* var. *rufipilum* Grove in Journ. of Bot. L (1912) p. 47. — Peritheciis ovatis vel lageniformibus, 0,5-1 mm. altis, atris, acutis, vertice junioribus glabris, alibi pilis simplicibus, tenuibus, leviter flexuosis, 5  $\mu$  cr. vestitis; pilis primo olivaceo-brunneis dein roseo-rufis, non opacis, asperulis, tenuiter paræque septulatis, superne dilutioribus et angustioribus, senio longissimis, tortuosis, intricate intertextis et perithecia obtegentibus; ascis clavatis, pedicellatis, paraphysibus non visis; sporidiis octonis, distichis vel apice conglobatis, limoniformibus, ex hyalino fuligineis, 15  $\approx$  10.

*Hab.* in caulibus *Heraclei* (Umbelliferae), Huntington Ws. in Britannia, sociis *Ch. chlorinum* et *Ch. comatum* a quibus pilis rufis mox distinctum.

\*) Cfr. CHIVERS A. H., *A Monograph of the Genera Chaetomium and Ascotricha*, in Memoirs of the Torr. Bot. Cl. XIV n. 3 (1915), tabulis 12 eximiis illustrata.

3. **Chaetomium aureum** Chivers, Proc. Acad. Arts and Sci. XLVIII 6066 (1912) p. 86; Monogr. Chaetomium p. 174, tab. 11 fig. 12-17 (1915).— Griseum, pallide-olivaceum, lutescens, demum aureo-flavum; peritheciis minutis, globosis, 110-140  $\times$  105-123, cirrhis instructis, pilis lateralibus numerosis, tenuibus, rectis vel flexuosis, regulariter et distincte septatis, olivaceo-flavis, asperulis vestitis; pilis terminalibus olivaceo-flavis, regulariter septatis, asperulis vestitis, arcuatis, apice subrectis vel incurvatis; ascis clavatis, octosporis, 42  $\times$  10, p. sporif. 26  $\mu$ ; sporidiis olivaceo-brunneis, irregulariter ovatis, utrinque apiculatis, 9,4-11  $\times$  4,7-5,6.

*Hab.* in charta, fimo, etc. in Nova Anglia nec non in culturis chartae vetustae ex Java (THAXTER).— Affine *Ch. trilaterali* et *Ch. fusiformi* sed notis variis, imprimis ob sporidia in cirrhis longos atros expulsa et ob pilos apicales tantum arcuatos, non spiraliter convolutos distinctum.

4. **Chaetomium convolutum** Chivers, Proc. Amer. Acad. Arts and Sci. 6067 XLVIII (1912) p. 85; Monogr. Chaetomium p. 173, tab. 14 fig. 9-12 (1915).— Cyano-griseum; peritheciis magnitudine mediis, globosis (236-254  $\times$  224-240), cirrhis instructis; pilis lateralibus paucis, gracilibus, rectis, regulariter et distincte septatis, basi olivaceo-flavis, asperulis apice hyalinis, et sparse asperulis; pilis terminalibus undique asperulis vestitis, olivaceo-atris, subcontinuis vel irregulariter pauciseptatis, 8-10 spiraliter convolutis, ad ipsam apicem convolutionibus terminalibus regulariter successive minoribus; ascis clavatis, octosporis, 56,4  $\times$  10, p. sporif. 27,4  $\mu$ ; sporidiis pallide olivaceis, ovatis vel limoniformibus, utrinque obtusis, subapiculatis, 8-8,4  $\times$  6,4, e latere 5-5,5  $\mu$  crassis.

*Hab.* cultum in fimo murino e Germania.

5. **Chaetomium subspirale** Chivers, Proc. Amer. Acad. Arts and Sci. 6068 XLVIII (1912) p. 84; Monogr. Chaetomium p. 173, tab. 13 fig. 12-17 (1915).— Griseum vel roseo-griseum; peritheciis majoribus, longioribus, 300-337  $\times$  206-224, sporidia irregulariter conglobata gerentibus; pilis lateralibus numerosis, tenuibus, regulariter et distincte septatis, levibus, basi rectis, apice arete spiraliter convolutis; pilis terminalibus tenuibus, obscure septatis, pallide-olivaceis, levibus, primum arete dein laxè spiraliter convolutis; ascis clavatis, octosporis, 45  $\times$  9,7, p. sporif. 24  $\mu$ ; sporidiis subdistichis, pallide olivaceis, limoniformibus, utrinque apiculatis, 6,4  $\times$  5,2-5,6.

*Hab.* in culturis substantiarum variarum ex Nova Anglia, Hollandia et America australi — Ob characteres pilorum a caeteris

speciebus distincta.

6. **Chaetomium sphaerale** Chivers, Proc. Amer. Acad. Arts and Sci. 6069 XLVIII (1912) p. 84; Monogr. Chaetomium p. 189, tab. 11 fig. 18-23 (1915). — Griseo-flavus, olivaceo flavus, aetate aureo-flavus; peritheciis majoribus, subglobosis, basi rotundatis, apice subconstrictis, 300-329  $\times$  262-300, sporidia regulariter conglobata gerentibus vel cirrhis instructis; pilis lateralibus numerosis gracilibus, levibus, regulariter et distincte septatis successive olivaceis, aureoflavis, pallide flavis, hyalinis, apice collabentibus, aliis subrectis, longioribus, 1-2-ramosis, basi 3,7  $\mu$  diam., aliis flexuosis, brevioribus, non ramosis, basi 2,8  $\mu$  diam.; pilis terminalibus longis, gracilibus, pilis lateralibus concoloribus, levibus, irregulariter flexuosis vel subspiraliter convolutis, 1-5-ramosis, basi distincte septatis, apice obscure septatis vel subcontinuis; ascis clavatis, octosporis, 48  $\times$  13, p. sporif. 26  $\mu$ ; sporidiis subdistichis, dense olivaceo-brunneis, utriusque umbonatis, limoniformibus, 7,3-8,1  $\times$  6,4.

*Hab.* in cultura larvarum insectorum ex Reading, Mass., Amer. bor. — Ob peritheciis formam praecipue distinctum.

7. **Chaetomium quadrangulatum** Chivers, Proc. Amer. Acad. Arts and Sci. 6070 XLVIII (1912) p. 85; Monogr. Chaetomium p. 202, tab. 14 fig. 1-8 (1915). — Griseum; peritheciis majoribus, longioribus, 333-456  $\times$  243-350, cirrhis longissimis instructis; pilis lateralibus numerosis, tenuibus, rectis, regulariter et distincte septatis, basi olivaceo-fuscis, asperulis vestitis, apice hyalinis, levibus; pilis terminalibus biformibus, aliis spiraliter convolutis, irregulariter pauciseptatis, asperulis vestitis, basi olivaceo-brunneis vel atris, apice dilute coloratis, aliis subrectis, undulatis vel convolutis, irregulariter pauciseptatis, asperulis vestitis, ramosis, basi olivaceo-brunneis vel atris, apice dilute coloratis; ascis clavatis, octosporis, 39  $\times$  9,7 p. sporif. 21  $\mu$ ; sporidiis pallide olivaceis, a fronte visis subquadrangulatis, a latere ovatis, 6,4-8  $\times$  5,6-6,4.

*Hab.* cultura in fimo ex Cambridge Mass., Amer. bor. nec non ex Chile et insula Little Swan in sinu Mexici (R. THAXTER). — Ob formam sporidiorum facile dignoscendum.

8. **Chaetomium fusiforme** Chivers, Proc. Amer. Acad. Arts and Sci. 6071 XLVIII (1912) p. 87; Monogr. Chaetom. p. 175, tab. 11 fig. 7-11 (1915). — Griseum vel pallide olivaceum; peritheciis minutis, subglobosis 116-123  $\times$  101-125, cirrhis carentibus; pilis lateralibus numerosis, tenuibus, flexuosis, regulariter et distincte septatis, olivaceo-flavis, asperulis vestitis; pilis terminalibus crassioribus, aspe-

rulis vestitis, olivaceo-brunneis, regulariter et distincte septatis, arcuatis, apice circumantibus vel subconvolutis; ascis clavatis, octosporis,  $48 \approx 11$ , p. sporif.  $32 \mu$ ; sporidiis laete olivaceo-flavis, vel olivaceo-brunneis, longis, angustis, subfusiformibus, apice rotundatis vel apiculatis,  $15-16 \approx 4,85$ .

*Hab.* in charta. Alabama, Amer. bor. (R. THAXTER) — Ob sporidia elongata, angusta, a caeteris speciebus bene distincta.

9. **Chaetomium trilaterale** Chivers, Proc. Amer. Acad. Arts and Sci. 6072 XLVIII (1912) p. 87; Monogr. Chaetomium p. 175, tab. 11 fig. 1-6 (1915). — Olivaceo-flavum; peritheciis minutis, subglobosis,  $100-110 \approx 90-97$ , cirrhis carentibus; pilis lateralibus numerosis, gracilibus, longioribus, regulariter et distincte septatis, aureo-flavis, basi rectis asperulis vestitis, apice 1-3 spiraliter convolutis, levibus; pilis terminalibus irregulariter septatis, olivaceo-brunneis, asperulis vestitis, arcuatis, apice 1-3 spiraliter convolutis; ascis clavatis, octosporis,  $50 \approx 9-5$ , p. sp.  $26 \mu$  longa; sporidiis subdistichis, forma sphaerae-sectoris praeditis, utrinque subapiculatis, laete olivaceo-flavis,  $9-9,7 \approx 5,2-6$ .

*Hab.* in charta ex Nova Anglia (THAXTER). — Affine *Ch. aureo* et *Ch. fusiforme* sed notis variis distinctum.

10. **Chaetomium ampullare** Chivers, Proc. Amer. Acad. Arts and Sci. 6073 XLVIII (1912) p. 86; Monogr. Chaetom. p. 187 tab. 10 fig. 8-12 (1915). — Ochraceum; peritheciis majoribus, longissimis,  $450-530 \approx 135-165$ , sporidia irregulariter conglobata gerentibus; pilis lateralibus paucis, gracilibus, regulariter et distincte septatis, basi rectis, olivaceo-fuscis, asperulis, apice collabentibus levibus; pilis terminalibus longis, gracilibus, distincte et regulariter septatis, successive aureo-brunneis, aureo-flavis, hyalinis, levibus, ramosis, in fila hyalina elongatis; ascis clavatis, octosporis,  $45 \approx 9,7$ , p. sp.  $23 \mu$ ; sporidiis subdistichis, laete olivaceo-flavis, utrinque umbonatis, limoniformibus,  $8,1-8,9 \approx 6,4$ .

*Hab.* in cultura telae velarum, ex Lowell, Mass., Amer. bor. et in fimo ex North Carolina, Amer. bor. (THAXTER). — Ob perithecia insolite elongata et ob pilorum terminalium structura facile diagnoseendum.

11. **Chaetomium spinosum** Chivers, Proc. Amer. Acad. Arts and Sci. 6074 XLVIII (1912) p. 86; Monogr. Chaetom. p. 187, tab. 10 fig. 1-7 (1915). — Aureo-flavum; peritheciis magnitudine mediis, subglobosis,  $290 \approx 225$  circ., cirrhis instructis; pilis lateralibus numerosis, rectis, rigidis, acutis, irregulariter et parum distincte septatis, basi

atro-badiis, asperulis, apice hyalinis levibus; pilis terminalibus rectis, rigidis, acutis, asperis, ramosis, ramis ramulisque dilute olivaceis; ascis clavatis, octosporis,  $41 \approx 7.5$ , p. sp.  $22 \mu$ ; sporidiis subdistichis, pallide olivaceis, oviformibus,  $5.5-6.5 \approx 3.2-4$ .

*Hab.* in fini culturis ex Buenos Aires (THAXTER).— Sporidiis ovatis et pilis terminalibus ramosis facile dignoscenda species.

12. *Chaetomium circinatum* Chivers, Monogr. Chaetomium, p. 168, tab. 6075

8 fig. 1-5 (1915). — Griseo-atrum; peritheciis mediae magnitudinis, ovatis vel globosis,  $270-350 \approx 250-340$ ; pilis lateralibus longis, flexuosis, tenuibus, sparse et irregulariter septatis, basi olivaceo-brunneis, asperulis,  $5.6 \mu$  crassis, apice levibus, pallide olivaceis, attenuatis; pilis terminalibus obscuris, subopacis, olivaceo-brunneis vel brunneo-atris, sinuosis,  $7 \mu$  crassis, basi irregulariter incrustatis, apice levibus vel vix incrustatis 2-3-circinato-incurvis; ascis irregulariter clavatis, octosporis,  $70 \approx 25$ , p. sp.  $50 \mu$  longa; sporidiis ovatis vel limoniformibus, apiculatis vel umbonatis, olivaceo-brunneis,  $13-15 \approx 8-10$ .

*Hab.* in « burlap » vetusta inter rejectamenta, Worcester, Mass., Amer. bor. — Affine *Ch. murorum* sed pilis terminalibus diversis.

13. *Chaetomium angustum* Chivers, Monogr. Chaetomium, p. 206, tab. 6076

16 fig. 6-12 (1915). — Intense olivaceo-viride; peritheciis latiusculis, subglobosis, basi angustato-obtusis, ibique rhizoidibus olivaceo-brunneis vel atris copiose praeditis,  $280-300 \approx 240-290$ , interdum sporularum cirrhos ferentibus; pilis lateralibus copiosis, obscure et sparse septatis, crassinseulis, teretibus, obscuris, basi olivaceo-brunneis vel atris,  $6.6 \mu$  crassis, sursum pallide luteis apiceque hyalinis, vel gracilibus, olivaceo-luteis, flexuosis vel irregulariter spiraliter contortis; pilis terminalibus nunc rectis, longis, acutatis, basi olivaceo-brunneis, apice subhyalinis, minute spiculosis, obscure septatis vel continuis, basi  $6-7 \mu$  crassis; nunc gracilibus, inferne subrectis  $3.8 \mu$  cr., superne 5-7-spiraliter contortis, ubique asperulis, basi intense olivaceo-brunneis, sursum pallidioribus; nunc crassis, robustis, asperulis, sparse et obscure septatis, basi rectis, atro-olivaceis,  $7.5 \mu$  cr., superne spiraliter flexis, initio regulariter 2-3-spiralatis, demum saepe irregulariter flexuosis et tantum prope medium 1-spiraliter-contortis ibique saepe 1-2-ramosis; ascis irregulariter clavatis, octosporis,  $50 \approx 14$ , p. sp.  $23 \mu$  longa; sporidiis initio hyalino-viridulis, guttulatis refringentibus repletis, demum obscure olivaceo-brunneis, limoniformibus, apiculatis vel umbonatis,  $9.5-10.5 \approx 7.3-8$ .

*Hab.* in culturis fini e Portorico. — Affine *Ch. cochlioidi* Palliser et *Ch. globoso* Kze. sed pilis apicalibus minus densis et magis polymorphis.

14. *Chaetomium trigonosporum* (March.) Chivers, Monogr. Chaetomium, 6077 p. 156, tab. 6 fig. 6-11. — Ita vocanda *Bommerella trigonospora* March. — Syll. IX p. 487.

**SORDARIA** Ces. et De Not. — Syll. I p. 230, IX p. 487, XIV p. 492, XVI p. 430, XVII p. 601, XXII p. 119.

1. *Sordaria perileuca* Sacc., Notae Mycol. XXIII (Acc. Veneto-trent. 6078 1917, p. 66). — Peritheciis fini superficie ex subiculo dealbatae semiimmersis, globosis, nigris, obtuse papillatis, 350  $\mu$  diam., membranaceo-firmulis; subiculo ex hyphis filiformibus hyalinis formato; ascis tereti-clavatis, amplis, 140-160  $\times$  12, apice rotundatis deorsum breviter tennato-stipitatis, fugaciter filiformi-paraphysatis, octosporis; sporidiis oblique monostichis, diu gyriniformibus, oblique eandem, hyalinis, demum superne ellipsoideis, 19-20  $\times$  10, fuliginis.

*Hab.* in fimo animalis dieti «C a r a b a o», in M. Maquiling, Ins. Philipp. (BAKER). — Peritheciis nigris in arcis albis sitis species mox dignoscenda. Specimina non prorsus matura.

2. *Sordaria argentinensis* Speg., Mycet. Argent. VI, Anal. Mus. Nac. 6079 Buenos Aires XXIII p. 49 (1912). — Peritheciis immersis vel, rarius, semiimmersis, e globoso-lageniformibus, 300-500  $\mu$  diam., membranaceo-carnosulis, atris, glabris, contextu indistincto, ostiolo crasso, obtuso, exserto coronatis; ascis e fusoido subclavulatis, breviter pedicellatis, 180-200  $\times$  30-40, aparaphysatis, octosporis; sporidiis ellipsoideis, antice subaentiuscule rotundatis, postice subtruncatis, atris, opacis, 30-34  $\times$  18-20, basi eandem crassa, clavulata, hyalina, 35-40  $\times$  6-8 auctis.

*Hab.* in fimo vetusto mulorum ad vias prope Cebollar, La Rioja: Argentina.

3. *Sordaria kilimandscharica* Alfr. Schmidt, Jahresb. Schles. Gesellsch. 6080 1912, p. 22. — Peritheciis sparsis, semiimmersis, nigris, globosis, sursum in collum cylindraceum, curvulum tenuatis, 830-1000  $\times$  320-640; collis inferius longe crebreque olivaceo-setosis, sursum calvis; contextu celluloso, minute parenchymatico olivaceo, circa ostiolum nigro; ascis tereti-clavatis, apice rotundatis, deorsum sensim breviterque tennato-stipitatis, 210  $\times$  35, octosporis, p. sporif. 180-195  $\mu$  longa; sporidiis distichis, ellipsoideis e hyalino atrobrunneis utrinque rotundatis 24-37  $\times$  13,5-21, basi appendice cla-

vata, 20-30  $\times$  7-8, auctis, sub apice appendice divergente dein reflexa munitis; paraphysibus tenuibus, articulatis.

*Hab.* in fimo muli et ovium, Burko et Moschi in Africa Orient.

4. **Sordaria coronifera** Grove, Journ. of Bot. LIV, 1916, p. 185, tab. 6081  
542 fig. 2.— Peritheciis oblongo-conoideis, plus minusve immersis, 0,5-1 mm. altis, atris, rugulosis, saepius ostiolo majusculo nitido conico instructis, tandem glabro apice umbilicatis, at sub apice pilis 5-15 atris, acutis, 350  $\mu$  usque longis, curvulis, divergentibus, ex hyphis fasciculatis compositis coronatis, ascis clavatis, parte spor. ca. 200  $\times$  40; sporidiis ellipsoideis vel subamygdaloideis, albidis dein fuscis, denique opacis, atris, in aseo pro parte distichis, 32-40  $\times$  18-23, primo caudis duabus hyalinis curvulis (inferiore longiore) praeditis, appendicula superiora tandem parva hemisphaerica, inferiora curvula cylindrica, ca. 15-20  $\times$  4.

*Hab.* in stercore equino, Earlswood prov. Birmingham, Britannia.

5. **Sordaria Burkillii** Masee, Bull. Bot. Garden Kew, 1913, p. 105.— 6082  
Peritheciis laxiuscule gregariis, semimmersis, atro-olivaceis, majusculis, 350  $\times$  250, ostiolo cylindraco, crassiusculo, incurvo, vertice rotundato-truncato, atro, piloso ornatis; ascis cylindraco-clavatis, sursum obtusissime rotundatis, deorsum in pedicellum attenuatis, octosporis; sporidiis oblique monostichis, ellipsoideis, violaceo-brunneis, 28-33  $\times$  18-20, basi cauda cylindraco-acutata, hyalina, facile decidua auctis.

*Hab.* in fimo, in Horto botanico, Singapore (J. H. BURKILL).—  
Affinis *S. communi* Sacc.

6. **Sordaria verruculosa** Jensen, Fung. Fl. of Soil, Cornell Univ., Coll. 6083  
of Agric., Bull. 315 (1912) p. 472, e. ic. (*Pleurage*). — Peritheciis sparsis vel gregariis, initio immersis dein subsuperficialibus, membranaceo-carbonaceis, atris, opacis, 350-750  $\times$  225-375, pyriformi-subglobosis, ostiolo conico, recto vel curvato praeditis; ascis 4-sporis, cylindricis, apice rotundatis et perforatis, basi subpedicellatis, 90-150  $\times$  11-16; paraphysibus filiformibus, sursum attenuatis, ascos breviter superantibus, septato-articulatis; sporidiis monostichis, initio elongato-ovoideis et hyalinis, maturis subglobosis atrofuscis, 1-nucleatis, minute tuberculatis, 16-18  $\times$  12-14, appendicula hyalina papilliformia 3-4  $\mu$  long. auctis; appendice secundaria nulla.

*Hab.* e solo culta, Ithaca N. Y., Amer. bor.

7. **Sordaria hydrophila** (W. Kirschst.) Sacc., *Bertia hydrophila* W. Kir- 6084

schst., Krypt. Fl. Brandenb., VII (1911) p. 184, fig. 5 (p. 170). — Peritheciis sparsis vel pauci-gregariis, plerumque ab initio superficialibus, longe ovoideis, in ostiolum acutatum vel obtusum, rectum vel parum obliquum attenuatis, 1-mm. altis, 400  $\mu$  latis, contextu tenui, coriaceo, pilis brevibus brunneis ruvidis ornato; ascis cylindraccis, demum medio inflatulis, longe pedicellatis, sursum rotundatis et poro distincto praeditis, 300-400  $\times$  10-22, paraphysibus filiformibus obvallatis: sporidiis monostichis vel irregulariter distichis, initio hyalinis, subcylindricis, multiguttulatis, 60-80  $\times$  6, dein obscure brunneo-olivaceis, ellipsoideis vel piriformibus, sursum tenuatis, deorsum inflatulis, minute reticulatis, apice superiore papilla hyalina brevi, rotundata auctis, inferiore cauda cylindraccoclavata, brunnea, plerumque 1-septata praeditis, 22-32  $\times$  10-12, cauda 33-40  $\times$  6-8.

*Hab.* in fragmentis vegetabilium et in ligno *Alni* (Betulaceæ), limo immersis, Grossbehnitz in Germania.

8. **Sordaria nigro-papillata** (W. Kirschst.) Sacc., *Bombardia nigro-papillata* W. Kirschst., Krypt. Fl. Brandenb. VII (1911) p. 184. — Peritheciis sparsis, subiculo ex hyphis luteolis, ramosis, septatis constituto insidentibus, globosis, 600  $\mu$  diam., ostiolo cylindracco acutiusculo vel rotundato praeditis, contextu membranaceo, brunneo-olivaceo, circa ostiolum atro; ascis cylindraccis, pedicellatis, sursum rotundatis, octosporis, 200  $\times$  15; sporidiis monostichis, ellipsoideis, brunneis, utrinque appendice hyalina, filiformi, simplici auctis (inferiore sporam superante), 18-24  $\times$  10-12; paraphysibus copiosis, filiformibus, septatis, ascos superantibus.

*Hab.* in ligno *quercino* (Fagaceæ), putrescente Rathenow, Germania.

9. **Sordaria oryzeti** Sacc., Notae Mycol. XX. Nuovo Giorn. bot. it. 23., 1916, p. 201. — Peritheciis line inde dense gregariis, superficialibus, e basi applanata conico-papillatis, glabris et subiculo carentibus, membranaceo-carbonaceis, 0,5 mm. diam., nigris, subinde nitidulis; ascis tereti-fusoides, apice rotundatis v. obtusis, lumine saepe bifoveolato praeditis, 90-110  $\times$  14-16, basi tenuatis sessilibus, 4-8-sporis; sporidiis distichis v. oblique monostichis, ellipsoideo-oblongis, 1-guttatis, fuligineis, 20-22  $\times$  8-8,5, apice corniculo hyalino curvulo, basique appendice oblonga, crassa, 15  $\times$  7, subhyalina auctis.

*Hab.* in culmorum parte inferiore crassiore, putrescente *Oryzae sativae* (Graminaceæ), Los Baños, Ins. Philipp. (BAKER).

10. **Sordaria Musae** (Maire) Sacc., *Podospora Musae* Maire, Bull. Soc. Hist. Nat. Afr. du Nord, 1917, p. 168. — Peritheciis gregariis v. sparsis, absque stromate, submembranaceis, nigris, oblique conicis, in rostrum longiusculum tenuatis, liberis, basi nigro-lanosis, ceterum glabris, 0,5-1  $\approx$  0,3-0,5 mm., lana basilari ex hyphis olivaceo-atris elongatis, septatis, levibus, flexuosis. 2-3  $\mu$  cr., constituta; ascis 8-sporis, subcylindraceis v. fusoideis basi longiuscule in pedicellum tenuatis, 200-250  $\approx$  15-17, apophysatis; sporidiis maturis 4-cellularibus, cellula superiori ellipsoidea crasse tunicata, umbrina, levi 18-20  $\approx$  12-14, apice appendice brevi hyalina 2,5  $\mu$   $\approx$  1-3 praedita, cellulis inferioribus 3 hyalinis, tenui-tunicatis, levibus, caudam cylindraceam flexuosam 30-45  $\approx$  4-5, mox evanidam.

*Hab.* in vaginis putrescentibus *Musae sapientum* (Musaceae) cultae, in Mauretania, Afr. bor.

**LASIOSORDARIA** J. E. Chenantais, Bull. Soc. Mycol. de Fr. XXXV, 1919, p. 73, 77. — Sporidia tarde sed semper fulva, opaca, apiculata. — Huc duendae sunt sec. J. E. CHENANTAIS species sequentes: *Sordaria lignicola* Fuck., *coprophila* O. et N., *Brassicae* Kl., *natalitia* (Speg.) Sacc., *lutea* E. et E., *striata* E. et E., *botryosa* P. et S., *Bombardia fasciculata* Fr., *Lasiosphaeria luticola* Feltg., *ambigua* Sacc.

1. **Lasiosordaria vagans** J. E. Chenantais, Bull. Soc. Mycol. de Fr., XXXV, 1919, p. 80, fig. 13. — *Lasiosphaeria ovina* (Pers.) Ces. et De N., var. *vagans* Chen. — Peritheciis 4-500  $\mu$  cr. e globoso conoideis, confertis passimve connatis, gelatina sordida semi-immersis, tomento tenui albo, fuscescente, praeter ostiolum nigrum tectis, denique brunneis; plerumque olivaceo-fuscis, piriformibus, caespitosis, membranaceis, collabescentibus. Ascis cylindraceis subclavatis, stipitatis, globulo plasmatico sursum donatis, 200  $\approx$  10. Paraphysibus, in peritheciis nudis solum, gelatina sulfurea coalescentibus. Sporidiis octonis distichis, continuis hyalinis, granulosis, usque 35  $\mu$  long., deorsum apiculatis; sine spiculis 45-50  $\approx$  4-5, quandoque versus apicem ellipsoideo-incrassatis 1-3 guttulatis, 12-15  $\approx$  8-10; fusciscentibus non visis.

*Hab.* in trunco putrescente *Fagi* (Fagaceae), sepulto in pascuis, Bagatelle propè Morlaix, Finistère, Gallia.

**PHILOCOPRA** Speg. — Syll. I p. 249, IX p. 494, XVI p. 434, XVII p. 606.

1. **Philocopra millespora** Alfr. Schmidt, Jahresb. Schles. Gesellsch. 1912, 6089  
p. 24. — Peritheciis sparsis, superficialibus, globosis, sursum plus minus in ostiolum cylindraceum tenuatis, totis 0,8-1,7 mm. altis, 630-960  $\mu$  cr., nigris v. subolivaceis, glabris v. pilorum fasciulis conspersis; contextus cellulis 10-17  $\mu$  diam. olivaceo-viridulis, ostiolo saturatiore et glabro; ascis crasse clavatis 540-580  $\times$  110; sporidiis conglobatis, innumeris (circa 1000-1030), initio hyalinis, e globoso ellipsoideis, leviter inaequilateris, dein olivaceo-brunneis 15,5-17,5  $\times$  9,5-11,5; appendice primaria sporidiorum clavata, 7,5-9,5  $\times$  3,5, demum decidua, appendice apicali (ubi adest) incurvata sporidio duplo triplove longiore; paraphysibus crassis, areolatis.
- Hab.* in fimo muli et ovis, Amani, Africae orient., dein in laboratorio Breslaviae culta.

2. **Philocopra coeruleotecta** Rehm, Ann. Mycol. IX, 1911, p. 363. — 6090  
Peritheciis, arcte gregariis, fimo immersis, senilibus demum liberis, globoso-conoideis, nigris, 0,23-0,3 mm. diam., 0,5 mm. altis, bysso arachnoideo coeruleo hypharum longarum dilute coerulescentium, subramosarum, septatarum, 1,5-3  $\mu$  latis, circa ostiolum obtectis et conjunctis saepe in plagis 1 cm. lat. rotundis, modo papillula conoidea obtusa glabra, recta, rarissime curvata prominente; ascis fusiformibus sessilibus, 300  $\times$  35-45; sporis c. 120, 4-6-seriatis, subfuseis, 1-cellularibus, ellipsoideis, apice inferiore truncatulis, ibique appendice filiformi brevi hyalino praeditis, primitus strato mucoso tenni obtectis, interdum et apice superiore tenuiter appendiculatis, 15-17  $\times$  10; paraphysibus ramosis, gelatinosis, 2-5  $\mu$  cr. et septatis, hyalinis.

*Hab.* in fimo, Madison Wis. U. S. Amer. (MISS JOLIVETTE). — Forte affinis *Phil. myriosporae* (Crouan) Sacc., a ceteris aut numero minori sporarum aut sporis majoribus v. minoribus plane divergit.

**ERIKSSONIA** (Penz. et Sacc.) Sydow, in Theiss. et Syd., Ann. Mycol. 13., 1915, p. 315 et 668. — Perithecia singula basi folio insculpta, emergentia, lateraliter in plures appendices stromaticas radiatim producta. Asci octospori, paraphysati. Sporidia simplicia colorata.

1. **Erikssonia Spatholobi** Sydow, in l. c. p. 315. — 6091  
Peritheciis in parenchymate rubro-brunneo  $\frac{2}{3}$  immersis; cavitate perithecii 220  $\mu$  lata 200  $\mu$  alta, caeterum descriptio nulla.

*Hab.* in foliis *Spatholobi apensis* (Leguminosae), Toodaya, Mindanao, Ins. Philipp.

**PHAEOTRYPE** Sacc., *Mycologia* 12., 1920, p. 200. (Etym. quasi *Diatrype* phaeospora). — Stromata pulvinata, erumpenti superficialia, nigra, ostiolis vix extantibus punctulata; perithecia pauca monosticha, substantia discolori excepta. Asci breviter stipitati, octospori, aparaphysati (?). Sporidia allantoidea, majuscula, atro-olivacea. Est omnino *Diatrype* sed vere phaeospora.

1. **Phaeotrype Brencklei** Sacc., l. c. — Stromatibus gregariis, subsuperficialibus, peridermii laciniis basi cinetis, depresso pulvinatis, atro-nitidulis,  $0,5 \times 0,7$  mm. diam., superficie levissime colliculosa et punctata; intus sordide albido, carnosulo; peritheciis 8-10 monostichis, globulosis,  $0,3$  mm. diam., ostiolis punctiformis, obtusis, integris; ascis fusoidis breviter stipitatis, 80-85  $\approx$  8-9, octosporis; sporidiis distichis allantoideis curvis, utrinque rotundatis, 16-17  $\approx$  3,5-4, atro-olivaceis, subnigricantibus. 6092

*Hab.* in ramis corticatis emortuis *Rosa* e sp. (Rosaceae), Whitestone Gully, N. Dak., Amer. bor. (BRECKLE).

#### Sect. 4. Hyalodidymae

\*) **SPHAERELLA** Ces. et De Not. — Syll. I p. 476, IX p. 611, XI p. 295, XIV p. 525, XVI p. 468, XVII p. 635, XXII p. 120.

1. **Sphaerella Pelvetiae** Sutherland, *New Phytologist*, XIV, nn. 2-3, p. 34 (1915), fig. I, 1-4 (*Mycosphaerella*). — Mycelio hyalino, septato, angustissimo, diffuso et omnino intercellulari; peritheciis minutis, 65-85  $\mu$  cr., sphaeroideis, minute conoideo-apiculatis, in receptaculo algae dense aggregatis; contextu perithecii apice excepto tenui membranaceo; ascis cylindraceis curvulis, attenuatis, apice incrassato-canaliculatis, 45-55  $\approx$  15-20; sporis distichis v. coacervatis, fusoidis, 19-25  $\approx$  4,5-5,5, hyalinis, uniseptatis, leniter constrictis, cellulis maturis biguttulatis. 6093

*Hab.* symbiotice in *Pelvetia* (Algae), ad litora Scotiae, Europa bor.

2. **Sphaerella Agavis** C. Massal., *R. Ist. Ven.* LXXIV, 2, p. 258 (1914). — 6094

\*) De nomenclatura et systematica gen. *Sphaerellae*, conferendae sunt observationes Cl. FR. v. HÖHNEL, *Ueber die Benennung, Stellung und Nebenfruchtformen von Sphaerella Fries* (Ber. deutsch. Bot. Ges. 35., 1917, p. 627) et praecipue Cl. H. KLEBAHN, *Aus der Biologie der Ascomyzeten* (l. c., 36., 1918 p. (47) cum icon.). Ob characteres fructificationis plerumque imperfectae, ut nova gen. certe habenda ex. g.: *Septorisphaerella* (cuius st. conid. sistit *Septoria*), *Ramularisphaerella* (*Ramularia*), *Cercosphaerella* (*Cercospora*), etc.

Peritheciis epiphyllis, hypodermicis, globulosis, ostiolo prominentibus, 120-180  $\mu$  diam., crebre gregariis, in maculis griseis subcircularibus insidentibus, excipulo submembranaceo; ascis oblongo-fusoides, breviter stipitatis, octosporis, 60-80  $\times$  12-16, apapophysatis; sporidiis infra distichis, supra monostichis, oblongis, utrinque rotundatis, hyalinis, 20-26  $\times$  6-8, parumper supra medium 1-septatis, loculo superiore crassiore, inferiore longiore.

*Hab.* in foliis emarcidis *Agavis americanae* (Amaryllidaceae), Verona, It. bor. — An satis a *S. Schoenoprasii* Awd. distincta?

3. **Sphaerella illicicola** A. Maublanc, Bol. Agric. Sao Paulo 1915, p. 6095 313, tab. IV fig. 11-12; Bull. Soc. Mycol. de Fr., XXXVI, 1920, p. 34, tab. II fig. 4-5. — Peritheciis epiphyllis, minutissimis, punctiformibus, globosis, nigris, tunica tenui, cellulosa praeditis, immersis; ascis 8-sporis, elongatis, basi saepius inflatis et sursum rotundato-attenuatis, breviter pedicellatis, 40-50  $\times$  10-12, apapophysatis; sporidiis 2-3 stichis, oblongis v. oblongo-clavatis, utrinque obtusis, 1-septatis, cellula super. parum latiore, leniter constrictis, hyalinis, guttulatis, 10-12  $\times$  3-4.

*Hab.* in maculis albidis foliorum *Ilicis paraguayensis* (Aquifoliaceae), sociis *Cercospora*, *Leptosphaeria*, *Phyllosticta*, etc., Paraná, Brasilia merid. (Herb. Mus. R. Jan.).

4. **Sphaerella Acori** v. Höhnelt in P. Strasser, Verh. zool.-bot. Ges. Wien 6096 69., 1919, p. 360 (*Mycosphaerella*). — Ascis sessilibus cylindraceutis 80  $\times$  8; sporidiis bilocularibus loculis inaequalibus, superiore conoideo inferiore latiore et rotundato.

*Hab.* in foliis siccis *Acori Calami* (Araceae), St. Georgen, Sonntagberg, Austria inf. (LAMBERT). — Socia *Leptosphaeria Calami* Karst.

5. **Sphaerella Alocasiae** Sydow, Philipp. Journ. of Sci., VIII (1913) 6097 p. 195 (*Mycosphaerella*). — Maculis amphigenis, circularibus vel subcircularibus, 2-6 mm. diam., zona fusco-purpurea limitatis, intus sordide albis; peritheciis in centro macularum dense et numerose aggregatis, globosis, atris, 60-80  $\mu$  diam., poro circa 18-25  $\mu$  lato pertusis, contextu fuligineo; ascis fasciculatis, saccatis usque cylindraceutis, 35-52  $\times$  10-16, octosporis, apapophysatis; sporidiis distichis vel tristichis, cylindraceutis, medio septatis, non constrictis, utrinque obtusis, hyalinis, 16-18  $\times$  3-5.

*Hab.* in foliis vivis vel languidis *Alocasiae indicae* (Araceae), Manila, Luzon, ins. Philipp. (P. W. GRAFF).

6. **Sphaerella Anthurii** L. E. Miles, Trans. Ill. Ac. of Sc., v. X, 1917, 6098 p. 252 (*Mycosphaerella*). — Maculis magnis quandoque usque 10 cm.

latis, amphigenis ambitu parum irregulari, arescendo translucidis lineâ angustâ obscure brunnea marginatis, demum plus minus distincte laeclatis; peritheciis epiphyllis numerosis, subepidermicis, obscuris, ostiolatis, 100-150  $\mu$  diam.; ascis ovoideis, oblongis v. late clavatis, 45  $\approx$  15-18; sporidiis inordinatis ovoideis, pallide viridulis plerumque indistincte septatis, guttulatis, 15-20  $\approx$  6.

*Hab.* in foliis *Anthurii acaulis* (Araceae), pluribus locis in Porto Rico, Amer. Centr.

7. **Sphaerella Colocasiae** K. Hara, Journ. Plant Protection, Tokyo 1917, 6099 p. 355; Mycologia, 1919, p. 148 (*Mycosphaerella*). — Peritheciis sparsis, punctiformibus, immersis, demum erumpentibus, globosis v. globoso-depressis, 60-120  $\mu$  diam. nigris; contextu pseudoparenchymatico, obscure brunneo, cellulis 5-13  $\mu$  cr. praedito; ostiolo terminali verruciformi v. papilliformi, saepe non prominenti, latiusculo, 25-30  $\mu$ ; ascis cylindrâcis v. clavatis, supra inconspicue acuminatis v. plerumque rotundatis, infra attenuatis, pedicellatis, 45-70  $\approx$  8, 5-10, octosporis; sporis distichis fusoides, plus v. minus excentrice uniseptato-constrictis, loculo superiori latiori et breviori, acutato, inferiori quandoque attenuato, plerumque rotundato, in quoque loculo 2-nucleatis, 13-17  $\approx$  4-5, hyalinis.

*Hab.* in foliis *Colocasiae antiquorum* (Araceae), probabiliter Main Island (Honshû), Japonia. — Species valde noxia.

8. **Sphaerella lasiana** Sacc., Notae Myc. XXIV p. 6 (Bull. Orto bot. Nap. 1918). — Maculis amphigenis subcircularibus, raro confluentibus sordide alutaceo-pallidis, anguste atro-marginatis, 4-6 mm. diam.; peritheciis amphigenis dense gregariis, globuloso-depressis, punctiformibus, nigris, 80-100  $\mu$  diam. poro rotundo pertusis; contextu minute parenchymatico, brunneo; ascis oblongo-fusoides, subsessilibus, utrinque subtenuatis, 30-35  $\approx$  9, aparaphysatis, 4-6-sporis; sporidiis anguste fusoides, saepius curvulis, 18-20  $\approx$  3, distichis, medio 1-septatis, non constrictis, hyalinis.

*Hab.* in foliis *Lasiae heterophyllae* (Araceae), cultae, Singapore, Asia (BAKER).

9. **Sphaerella Taccari** Speg., Mycet. Argent. VI, Anal. Mus. Nac. Buenos Aires XXIII, p. 52 (1912). — Matrice tota sordide cinerascens; peritheciis amphigenis, sparsis vel hinc inde laxè gregariis, innato-erumpentibus, minutis, globoso-depressis, 100-120  $\mu$  diam., atris, glabris, vix ostiolato-papillatis, membranaceo-subcarnosulis, contextu dense minuteque parenchymatico, olivaceo; ascis subcylindrâcis, basi in pedicellum breviusculum productis, 50-55  $\approx$  6-7; spo-

ridiis distichis, fusoides vel subclavulatis, rectis vel leniter inaequaliteris, utrinque acentiusculis, ad septum non constrictis, hyalinis, 10-12  $\approx$  3, loculis aequilongis, supero saepius crassiore, eguttulatis.

*Hab.* in foliis emortuis aridis *Taccari Hassleriani* (Araceae), in silvis Campo Grande, Misiones: Argentina.

10. **Sphaerella Didymopanax** L. E. Miles, Trans. Illin. Ac. of Sc. v. 6102

X, 1917, p. 249 (*Mycosphaerella*).— Maculis amphigenis plerumque circularibus, quandoque confluentibus sed non confusis, pallide brunneis v. griseis 1-2 cm. diam., linea angusta aurantiaco-brunnea limitatis, infra versus marginem macularum peritheciis dense confertis ornatis; peritheciis amphigenis sed infra copiosioribus, erumpentibus parvis obscuris, 70-130  $\mu$  diam., ostiolo 12-20  $\mu$  diam. praeditis, aparaphysatis; ascis breviter pedunculatis, oblongis, leniter ovoideis, 40-50  $\approx$  10-12; sporidiis hyalinis 1-septato-constrictulis, elongato-ellipsoideis utrinque acentatis, 17-20  $\approx$  3-3,5.

*Hab.* in foliis vivis *Didymopanaxi Mortonii* (Araliaceae), Añasco, Utuado in Porto Rico, Amer. Centr.— *M. Araliae* et *Panaxis* differt sporidiis latioribus, a *M. papyrifera* et *longispora* sporidiis statura minori.

11. **Sphaerella Aristolochiae** Sydow, Ann. Mycol. XII, 1914, p. 555 6103

(*Mycosphaerella*). — Maculis amphigenis, orbicularibus, 5-10 mm. diam., centro pallescentibus, albidis, margine elevato atro-purpureo cinctis; peritheciis epiphyllis, in centro macularum gregariis, globulosis, 80-100  $\mu$  diam., atris, opacis, parenchymatice ex cellulis 8-10  $\mu$  diam., angulatis contextis; ascis sporidiisque non visis.

*Hab.* in foliis languidis *Aristolochiae tagalali* (Aristolochiaceae), prov. Cavite Luzon, Ins. Philipp. (C. B. ROBINSON).

12. **Sphaerella impatientina** Syd. et Hara in Sydow, Ann. Mycol. XI, 1913, 6104

p. 58. (*Mycosphaerella*). — Peritheciis sparsis v. laxe gregariis, non maculiculis, conico-globosis, 65-100  $\mu$  diam., atris, ostiolo praedistincto usque 20  $\mu$  longo latoque erumpentibus, contextu membranaceo parenchymatico brunneo ex cellulis 5-7  $\mu$  latis composito; ascis fasciculatis, aparaphysatis, clavulatis, apice rotundatis, 35-40  $\approx$  6-9, octosporis; sporidiis distichis, ellipsoideo-oblongis, primitus 4-guttulatis, tandem subinde eguttulatis, utrinque obtusis, medio 1-septatis, non constrictis, hyalinis, 10-12  $\approx$  3-4.

*Hab.* in caulibus emortuis *Impatientis* sp. (Balsaminaceae), Kawanye-mura prov. Mino, Japoniae (K. HARA).

13. **Sphaerella cesatiana** Speg. ap. Trav., Fl. it. crypt. Pyren. p. 613 6105

(1913). — Peritheciis plerumque hypophyllis, sparsis v. hinc inde

subgregariis, minutissimis, atris, globosis, 60-70  $\mu$  diam.; ascis clavato-oblongis, subsessilibus, 55-60  $\times$  10, sporidiis subtristichis, cylindraceo-fusoidis, utrinque obtusis aliquantulum curvatis, medio septatis et constrictis, minute 4-guttulatis, 20-25  $\times$  4-4,5, hyalinis.

*Hab.* in foliis corruptis *Alni glutinosae* (Betulaceae), in prov. Treviso, Ital. bor. (SPEGAZZINI in herb. Saccardo).

14. **Sphaerella conglomeratiformis** Bubák et Vleugel, in J. Vleugel, 6106

Svensk Bot. Tidskr. 11., 1917, p. 309 (*Mycosphaerella*). — Peritheciis hypophyllis, densissime gregariis, tuberculos hemisphaericos, 1-2 mm. latos, nigros, nudos effluentibus, globosis, 75-120  $\mu$  in diam., tunica crassa, contextu pseudoparenchymatico, atro-castaneo, maturis poro minuto apertis. Ascis cylindraceis, 40-50  $\times$  6-8, apice rotundatis, basi breve pedicellatis, octosporis, aparaphysatis. — Sporidiis tristichis fusiformibus, 11-18  $\times$  3-3,5, curvulis, rarius rectis, medio uniseptatis, non constrictis, utrinque attenuato-rotundatis, loculo superiore saepe parum latiore vel interdum supra septum inflatulo.

*Hab.* in foliis emortuis anni praeteriti *Alni incanae* var. *borealis* (Betulaceae), in societate *Sphaerellae borealis* n. sp. et aliorum fungorum, ad Björköen prope Lulea provinciae Vestrobothnia Sueciae (J. VLEUGEL).

15. **Sphaerella borealis** Bubák et Vleugel, in J. Vleugel. Svensk Bot. 6107

Tidskr., 11., 1917, p. 309 (*Mycosphaerella*). — Maculis hypophyllis, irregularibus, 1-2 mm. latis, atrogriseis, interdum confluentibus. — Peritheciis hypophyllis, gregariis, globosis, 60-80  $\mu$  in diam., immersis, tectis, solum apice conico nigro erumpentibus, tunica crassa, pseudoparenchymatica, castaneo-brunnea. Ascis oblongo-clavatis, 40-50  $\times$  10-12, ad apicem attenuatis et valde incrassatis, sessilibus, octosporis. — Sporidiis ellipsoideo-oblongis, 10-13  $\times$  3,5-4, rectis, medio uniseptatis, non constrictis, utrinque rotundatis, hyalinis, loculo inferiore interdum paulum latiore.

*Hab.* in foliis emortuis anni praeteriti *Alni incanae* var. *borealis* (Betulaceae) in societate *Sph. conglomeratiformis* n. sp. et aliorum fungorum, ad Björköen prope Lulea provinciae Västerbotten Sueciae (J. VLEUGEL).

16. **Sphaerella Alnobetulae** Jaap, Annales Mycolog. 15., 1917, p. 105 6108

(*Mycosphaerella*). — Peritheciis hypophyllis, in greges minutos 1-2,5 mm. latis dispositis, rarius sparsis; punctiformibus, nigris, globosis, 70-110  $\mu$  diam., contextu tenui, atro-brunneo, parenchymatico, ostiolo rotundo: ascis fasciculatis et aparaphysatis, sessilibus obverse oblongo-clavatis, v. subfusoidis, apice late rotun-

datis, 35-50  $\times$  11-12, octosporis; sporidiis irregulariter 2-3-seriatis, oblongo-ovatis, rotundatis, aequaliter 2-ocularibus, constrictis, 13-15  $\times$  5-7, chlorinis.

*Hab.* in foliis emortuis vetustis *Alni viridis* (= *Alnobetulae*) (Betulaceae), pr. Saas-Fee Almagall versus, in Helvetia. — Conferenda cum *Sph. Alni-viridis* De Not.

17. **Sphaerella ipiranguensis** Spegaz., Rel. Mycol. trop. etc., in Bol. Ac. 6109  
Nac. de Cienc., Cordoba, t. 23., 1919, Extr. p. 107. — Maculis epiphyllis repandulis 5-20 mm. diam. determinatis areola marginali destitutis sordide fusco-arescentibus subpellucidis; peritheciis parenchymate innatis, primo epidermide tectis dein denudatis, numerosis sed relaxatis, pusillis, 150-180  $\mu$  cr., subhemisphaerico-lenticularibus, minute ostiolato-pertusis, membranaceis, parenchymaticis, glabris atris; ascis obclavulato-subfusoides, apice obtusissime rotundatis, glabris, atris, crasseque tunicatis, deorsum breviter cuneatis in pedicellum crassum brevissimum productis, aparaphysatis octosporis, 40-45  $\times$  10; sporidiis sublinearibus non v. vix subclavulatis, medio 1-septatis non v. vix constrictis, hyalinis eguttulatis, 15-18  $\times$  4.

*Hab.* in foliis vivis *Bignoniacearum* (*Tabebuiae*?), in silvis prope Ipiranga Brasilia, Amer. austr. trop. (J. PUIGGARI).

18. **Sphaerella Tabebuiae** L. E. Miles, Trans. Illin. Ac. of Sc., v. X, 1917, 6110  
p. 249 (*Mycosphaerella*). — Maculis amphigenis demum albescentibus translucidis, parvis 1,5 mm. diam. area obscura brunneo-purpurascenti indefinite circumdatis; peritheciis numerosis epiphyllis, nigris, 80-130  $\mu$  diam., ostiolatis, aparaphysatis; ascis cylindraceutis, quandoque subovatis, crasse tunicatis rectis v. curvulis, 50-60  $\times$  10; sporidiis anguste clavatis, hyalinis, rectis v. curvis medio 1-septatis, constrictis, loculo inferiore angustiore et subaentato, 17-20  $\times$  3-5.

*Hab.* in foliis vivis *Tabebuiae haemanthae* (Bert.) DC. (Bignoniaceae), Vega Baja et Mona Island in Porto Rico, Amer. centr.

19. **Sphaerella Implexae** Pass. — Sacc. Syll. IX p. 634. — var. **implex-** 6111  
**icola** Sacc., Nuovo Giorn. bot. it. 22., 1915, p. 35. — Peritheciis minimis 75-95  $\mu$  diam., poro irregulari subrotundo 10  $\mu$  diam. pertusis, contextu fulvo-fulgineo; ascis fusoides, 42-48  $\times$  10-12; sporidiis distichis fusoides, curvulis, obtusis, 14  $\times$  3,5, faretto-diblastis, hyalinis, non constrictis.

*Hab.* in foliis subvivis *Lonicerae implexae* (Caprifoliaceae), Uied Babu et Ta Baldu in Insula Melita. — A typo differt maculis rufulis nec griseis, atro-marginatis; sporidiis paullo minori-

bus, loculis subaequalibus, ascis brevioribus.

20. **Sphaerella ebulina** Petrak, Ann. Mycol. XIII, 1915, p. 16 (*Mycosphaerella*).— Peritheciis in maculis 2-5 mm. latis angulosis, saepe nervis limitatis dense gregariis, typice epiphyllis sed non raro hypophyllis, primum immersis, demum plus minusve emergentibus, globoso-lenticularibus, ostiolo brevissime conico, poro rotundato pertusis, nigris, 130-180  $\mu$  diam.; ascis e basi dilatata parum attenuatis, oblongo-clavatis, apice rotundatis, incrassatis, aparaphysatis, rosulatis sessilibus, 50-65  $\times$  10-14, octosporis; sporidiis di-vel fere tristichis, oblongo-fusoideis, utrinque obtusulis, rectis vel raro parum curvulis, uniseptatis, non vel perparum constrictis, 15-20  $\times$  3-4, hyalinis.

*Hab.* in foliis putrescentibus *Sambuci ebuli* (Caprifoliaceae), ad marginem silvae prope pagum Ungersdorf, non procul ab urbe Mahr.-Weisskirchen, Moraviae orientalis.

21. **Sphaerella Caricae** Maubl., Bull. Soc. Mycol. Fr. 1913 p. 358, t. XXIV. — Syn. *Mycosphaerella Caricae* Syd., Ann. Myc. 11., 1913, p. 403, verisim. posterior. — Maculis amphigenis, circularibus vel paululum angulosis, pallescentibus, dein albicantibus, margine obscuriore cinctis, 0,5-4 mm. diam.; peritheciis epiphyllis, sparsis, punctiformibus, nigris, globulosis, ostiolo papillato donatis; ascis cylindraceis, interdum apice rotundato-attenuatis, sessilibus aparaphysatis, 8-sporis, 40-50  $\times$  10-12; sporidiis distichis, fusoideis, utrinque obtusiusculis, rectis vel subcurvulis, 1-septatis, ad septum constrictis loculo superiore leniter inflato, hyalinis, 15-18  $\times$  3-4.

*Hab.* in foliis vivis *Caricae Papayae* (Caricaceae), America bor. et merid. — Stat. conidiens est *Fusicladium Caricae* (Speg.) Sacc. Syll. XVIII p. 580 = *Asperisporium Caricae* (Speg.) Maubl.

22. **Sphaerella tingens** Niessl. — Syll. IX p. 621. — f. *dianthicola* Gonz. Frag., Mem. R. Soc. Españ. Hist. Nat., t. 11., 1919, 3., p. 88. — Ascis usque 60  $\times$  18; sporidiis usque 18  $\times$  5, 4-guttulatis.

*Hab.* in foliis caulibusque languidis vel siccis *Dianthi deltoïdis* (Caryophyllaceae), prope Llivia, Gerona, 1300 mts. alt., Hispania nord.-or. (FR. SENNEN).

23. **Sphaerella Drymariae** Syd. ap. Fuhrmann et Mayor, Voy. Expl. Scient. Columbie, in Mem. Soc. neuclât. Sc. Nat. V p. 435 (1913). — *Mycosphaerella*. — Maculis amphigenis, minutis, rotundatis, 1-2 mm. latis, flavo-brunneis; peritheciis hypophyllis, irregulariter aggregatis, atris, globosis, 70-90  $\mu$  diam., membranaceis, poro pertusis, contextu fuligineo; ascis quoad formam variabilibus, saepius clavatis

vel saccatis, sessilibus vel subsessilibus, apice rotundatis vel etiam attenuatis, 25-40  $\approx$  7-13, octosporis; sporidiis oblongis vel oblongo-fusoideis, utrinque obtusis, medio spurie 1-septatis, non constrictis, minute guttulatis, subhyalinis vel viridulis, 12-15  $\approx$  3-4.

*Hab.* in foliis vivis vel languidis *Drymariae cordatae* (Caryophyllaceae), in regione andina prope Angelopolis in Columbia, alt. 1800 m.

24. **Sphaerella lychnidicola** Sydow, Ann. Mycol. XI, 1913, p. 58 (*Mycosphaerella*). — Peritheciis amphigenis, non maculicolis, irregulariter distributis, immersis, ostiolo prominulis, ovato-globulosis, atris, 50-65  $\mu$  diam., contextu parenchymatico membranaceo fuscidulo ex cellulis 6-7  $\mu$  diam. composito; ascis clavato-cylindraceis, apice obtusis, fasciculatis, aparaphysatis, 30-40  $\approx$  5-7; sporidiis distichis, oblongis, saepe leniter curvulis, utrinque obtusis, medio 1-septatis, non constrictis, 15-20  $\approx$  3, hyalinis.

*Hab.* in foliis emortuis *Lychnidis Miquelianae* (Caryophyllaceae), Kawauye-mura prov. Mino, Japonia (K. HARA).

25. **Sphaerella silenicola** Woronichin, Monit. Jard. Bot. Tiflis XXVIII (1913) p. 17 (*Mycosphaerella*). — Maculis circularibus, flavo-brunneis, zona obscuriore cinctis, usque ad 3 mm. diam.; peritheciis globosis, amphigenis, 45-60  $\mu$  diam.; ascis fere clavatis, 25-30  $\approx$  9-10, aparaphysatis; sporidiis subdistichis, fusoideis, uniseptatis, hyalinis, 12-15  $\approx$  3-3,5.

*Hab.* in foliis vivis *Silenes compactae* (Coryophyllaceae), Abchasia, Caucaso (Woronow). — A *Sph. pulviscula* Cke. cui magnitudine ascorum similis, sporis majoribus differt.

26. **Sphaerella Andryalae** Gz. Frag., Trab. Mus. Nac. Cienc. Nat., ser. Bot. n. 4, p. 11 extr., fig. 3. — Peritheciis caulicolis, atris, sparsis, velatis dein erumpentibus, globosis, 120-150  $\mu$  diam., ostiolo circulari pertusis; ascis ovato-oblongis, breviter pedicellatis, saepe curvulis vel irregularibus, 50-60  $\approx$  14-16, apice incrassatulis; sporidiis distichis vel subtristichis, ovato-oblongis, ad septum non vel vix constrictis, loculis inaequalibus, 12:16  $\approx$  4-5.

*Hab.* in caulibus siccis *Andryalae ragusinae* (Compositae), prope Navacerrada in montibus Carpetanis, Hispania.

27. **Sphaerella Erlangeae** Baccarini, F. etiop. II, n. 74 in Pirotta, Ann. Bot. 14., 1917, p. 133. — Peritheciis hypophyllis, gregariis et saepe dense congestis, nigris, epidermide tectis, ostiolo simplici pertusis 140-160  $\mu$  latis; ascis clavatis brevissime stipitatis 40  $\approx$  8-9; sporidiis distichis oblongo-fusoideis utrinque obtusiusculis, 17  $\approx$  4, uni-

septatis ad septum non constrictis.

*Hab.* in foliis *Erlangeae abyssinicae* (Compositae), Cusquam (Gondar) Aetjopia (CHIOVENDA).

28. **Sphaerella eupatoricola** v. Höhnelt in Strasser, Verh. zool.-bot. Ges. 6120

Wien 69., 1919, p. 361 (*Mycosphaerella*). — Peritheciis numerosis sparsis, globosis, superficialibus non ostiolatis (contextu-membranaceo parenchymatico), levibus, 80-100  $\mu$ ; ascis cylindraccis v. clavatis, sessilibus, 40  $\approx$  8; sporidiis cuneiformibus, hyalodidymis, fortiter constrictis, loculo sup. obtuse conoideo, infer. latiore, uniguttulatis, 10-12  $\approx$  3-4.

*Hab.* in foliis caulibusque siccis *Eupatorii cannabini* (Compositae), Sonntagberg, Austria inf. (STRASSER).

29. **Sphaerella aliena** Pass.— Syll. IX, p. 621 — f. **Hieracii** Gonz. Fra- 6121

goso, Bol. R. Soc. Españ. Hist. Nat., t. 18., 1918, p. 366. — A typo differt ascis amplioribus (30-36  $\approx$  12-16, sporidiis 12-14  $\approx$  3,5). — *Hab.* in scapis siccis *Hieracii carpetani* (Compositae), prope Canencia, Madrid, Hispania (C. VICIOSO).

30. **Sphaerella Mulgedii-alpini** Petrak, Ann. Mycol. 14., 1916, p. 159 (*My-* 6122

*cosphaerella*). — Peritheciis in maculis canescentibus vel nigrescentibus, 1-6 mm. longis, 0,5-2 mm. latis, immersis, epidermide tectis fusco-nigrescentibus, 180-200  $\mu$  diam., globosis, saepe parum depressis. Ascis rosulatis aparaphysatis clavatis, basim versus paullatim angustatis, breviter sed crassinseculis stipitatis, apice rotundatis, 32-40  $\approx$  6; sporidiis 1-1,5-stichis ovato-oblongis vel fere fusoides, medio circiter uniseptatis, non vel perparum constrictis utrinque angustatis obtusis rectis vel parum curvulis, 10-13  $\approx$  3-4, hyalinis.

*Hab.* in caulibus putrescentibus *Mulgedii alpini* (Compositae), Kesselgrund M. Glatzer-Schneeberg Moraviae bor. (I. HRUBY).

31. **Sphaerella prenanthicola** v. Höhnelt in P. Strasser, Verh. zool.-bot. 6123

Ges. Wien 69., 1919, p. 361 (*Mycosphaerella*). — Peritheciis foliicolis amphigenis superficialibus nigris globoso-depressis sparsis sed copiosis, non ostiolatis, contextu membranaceo e cellulis brunneis formato, 80-100  $\mu$  diam.; ascis subclavatis, 45-50  $\approx$  8-10, vetustate longioribus rosulatis; sporidiis distichis hyalinis, euneatis non constrictis, 6-8  $\approx$  3-4,5.

*Hab.* in foliis siccis *Prenanthis purpureae* (Compositae), Sonntagberg, Austria Inf. (STRASSER).

32. **Sphaerella Virgaureae** Krieger, Ann. Mycol. IX, 1911, p. 216; Fungi 6124

saxonici fasc. 43 n. 2112. — Peritheciis minutis, crebris, maculis

parvis, atris saepe confluentibus suberustiformibus efformantibus; ascis late ovoideis octosporis,  $27-30 \times 9-10$ ; sporis cylindraceo-ovoides, hyalinis, biloenaribus, distichis v. tristichis,  $10-15 \times 2-3$ .

*Hab.* in foliis vetustis *Solidaginis Virgæ aureæ* (Compositae). Kirnitzschale prope Schandau, Germaniæ.

33. **Sphaerella lindiana** Jaap, « Fungi Sel. Exsicc. » n. 771, an. 1916; 6125  
Verh. bot. Ver. Prov. Brandb. 59., 1917, p. 30 (*Mycosphaerella*).—  
Descriptio deficit.

*Hab.* in foliis hyeme superantibus *Tanacetivulgaris* (Compositae), prope Triglitz in Pregnitz, Germaniæ.

34. **Sphaerella Abietis** Rostr., *Plantenpatol.* p. 597 (1902); Lind, Dan. 6126  
*Fungi.* p. 204. — Peritheciis amphigenis, nigris, epidermide imatis,  
dense sparsis, globosis, poro simplici pertusis, e.  $125 \mu$  diam.; ascis  
fasciculatis, oblongis,  $50 \times 10$ , octosporis; sporidiis oblongo-ovatis,  
1-septatis, hyalinis,  $12-16 \times 5-6$ , ad septum constrictis, loculo in-  
fero paullo angustiore.

*Hab.* in foliis et gemmis *Abietis albae*, *Ab. cephalonicae*, *Ab. Nordmannianae*, *Ab. Pinsapo*, *Ab. arizonicae* (Coniferae), in Dania. — Observante A. Rostrup, *Phoma Abietis* et *Toxosporium abietinum* cum hac specie metagenetice nectuntur.

35. **Sphaerella cunninghamiae** Woronichin in *Monit. Jard. Bot. Tiflis* 6127  
XXVIII (1913) p. 16 (*Mycosphaerella*). — Peritheciis immersis, epi-  
dermidem vix elevantibus,  $50-65 \mu$  diam., in maculis decoloratis  
foliorum gregariis, maculis plerumque extremam foliorum partem  
occupantibus; ascis cylindraceis, apice rotundatis, brevissime pe-  
dicellatis,  $40-55 \times 5-6$ , aparaphysatis; sporidiis distichis, fusoides,  
hyalinis,  $9-12 \times 2,8$ .

*Hab.* in foliis vivis *Cunninghamiae sinensis* (Coniferae), in Caucaso. — *Sph. Taxodii* Eke. proxima, differt magnitudine omnium partium majore.

36. **Sphaerella pinicola** Fautr. — *Syll. XI* p. 297 — fm. **conorum** Naou- 6128  
moff, *Bull. Soc. Onral. Amis Sc. Nat.* XXXV (1915) p. 21 extr. (*My-  
cosphaerella*). — A typo differt peritheciis minoribus,  $70 \mu$  diam. et  
ascis longioribus,  $40-50 \times 9-10$ .

*Hab.* in squamis conorum *Pini* (Coniferae), Gab. Perm in  
Rossia.

37. **Sphaerella Roureae** Syd., *Enum. Philipp. Fungi I*, in *Philipp.* 6129  
*Journ. of Sci.* VIII (1913) p. 270 (*Mycosphaerella*). — Maculis distinc-  
tissimis, irregularibus, 2-10 mm. diam., in epiphylo albidis vel

albo griseolis, in hypophyllo sordide ochraceo-brunneis, saepe angulatis; peritheciis epiphyllis, sparsis, minutis, tectis, atris, 70-100  $\mu$  diam., poro pertusis, contextu parenchymatico fuscidulo; ascis fasciculatis, aparaphysatis, clavato-saccatis, 35-40  $\times$  10-14; sporidiis 2-3-stichis, elongato-oblongis, circa medium septatis, non constrictis, hyalinis, 15-18  $\times$  3-3,5.

*Hab.* in foliis *Roureae erectae* (Conmaraceae), Luzon, Prov. Bataan, ins. Philipp. (P. W. GRAFF).

38. **Sphaerella Ipomoeae** Ferraris, in Ferr. e Massa, Ann. Myc. X, 1912, 6130 p. 286, tab. IV fig. 2, 1-4. — Peritheciis cauliculis, sparsis, atris, pertusis, globoso-depressis, 120  $\mu$  circ. diam.; ascis aparaphysatis, subsessilibus, basi dilatatis, apice rotundatis, plerumque 65  $\times$  17; sporidiis bilocularibus, loculo superiore subattenuato, utrinque rotundatis, hyalinis, medio septatis, sed leniter v. non ad septum constrictis, 19  $\times$  7.

*Hab.* in caulibus siccis *Ipomoeae purpureae* (Convolvulaceae), Crescentino, Italia bor. — Socia adest *Sphaeropsis Ipomoeae*.

39. **Sphaerella Matthiolae** Gonz. Frag., Microm. de España y Cerdaña, 6131 in Trab. Mus. Nac. Cienc. Nat. Madrid. Ser. Bot. n. 9, 1916, p. 100. — Peritheciis in maculis rotundatis, 3-4 mm. diam., nigrescentibus, sparsis vel gregariis, saepe substriiformis insidentibus, nigris, membranaceis, globoso-conoideis, usque 150  $\mu$  diam., ostiolo papillulato erumpentibus; ascis ovoideo-claviformibus, usque 60  $\times$  22, parietibus crassis, brevissime pedicellatis, rectis vel incurvatis; ascosporis irregulariter distichis vel conglobatis, obovatis, utrinque rotundatis, 1-septatis, non constrictis, loculo inferiore paullo angustiore, hyalinis, loculis 1-2 obsolete guttulatis, 18-20  $\times$  5-5 (?), extus ascis usque 24  $\times$  6.

*Hab.* in siliquis emortuis *Matthiolae annuae* cult. (Cruciferae), Madrid in Hispania (C. BOLIVAR).

40. **Sphaerella Melonis** Ferraris, in Ferraris e Massa, Ann. Mycol. X, 6132 1912, p. 286, tav. IV fig. 1, 1-4. — Maculis albidis ochraceo-marginatis; peritheciis in zona ochracea copiosis, sparsis, globosis, membranaceis, brunneis, poro distincte pertusis; ascis aparaphysatis; sporidiis subfusoides v. rhomboideis, quandoque leniter incurvatis, in medio 1-septatis, ad septum indistincte v. minime constrictis, utrinque acuminato-rotundatis, 14-17  $\times$  4,5-6, hyalinis.

*Hab.* ad folia viva *Cucumis Melonis* (var. « moscatello d'inverno ») (Cucurbitaceae), Verrua Sabaudia, Italia bor.

41. **Sphaerella Actinidiae** Sydow et Hara in Sydow, Ann. Mycol. XI, 6133 1913, p. 59 (*Mycosphaerella*).— Peritheciis hypophyllis, non vel vix maculicolis, sparsis, vel laxè aggregatis, immersis, ostiolo minuto tantum erumpentibus, globosis, atris, 60-80  $\mu$  diam., contextu membranaceo parenchymatico fusco ex cellulis 6-7  $\mu$  diam. composito; ascis fasciculatis, clavato cylindricis, apice obtusis, 30-45  $\times$  7-11, octosporis, aparaphysatis; sporidiis distichis, rectis v. lenissime curvulis, subfusoides, utrinque obtusis, medio 1-septatis, non constrictis, hyalinis, 14-18  $\times$  2,5-3.

*Hab.* in foliis emortuis *Actinidiae* sp. (Dilleniaceae), Kawaye-Mura, Japonia (K. HARA).

42. **Sphaerella dioscoreicola** Syd., Ann. Mycol. 14., 1916, p. 361 (*Mycosphaerella*).—Maculis amphigenis, distinctissimis, orbicularibus vel irregularibus, saepe confluentibus, 3-10 mm. diam., brunneis, dein centro pallidioribus, linea elevata atropurpurea cinctis; peritheciis epiphyllis, subgregariis, fere lenticularibus, tectis, 70-100  $\mu$  diam., poro minuto 10-14  $\mu$  lato pertusis, parenchymatice ex cellulis quoad magnitudinem variabilibus, 8-14  $\mu$  diam., contextis, olivaceo-brunneis; ascis fasciculatis, aparaphysatis, clavatis, superne late rotundatis, basi in pedicellum attenuatis 8-sporis, p. sp. 30-40  $\times$  14-17; sporidiis plerumque distichis, ovato-oblongis, medio septatis, vix vel leniter constrictis, guttulatis, hyalinis, 12-13  $\times$  5.6.

*Hab.* in foliis vivis *Dioscoreae aculeatae* (Dioscoreaceae), Los Baños, ins. Philipp. (C. F. BAKER).

43. **Sphaerella Diospyri** Sydow, Annales Mycol. XI, 1913, p. 59 (*Mycosphaerella*).— Peritheciis hypophyllis, non maculicolis, plerumque in greges minutos v. mediocres densiuscule dispositis, globulosis, atris, 70-100  $\mu$  diam., ostiolo minuto erumpentibus, contextu membranaceo parenchymatico brunneo ex cellulis 6-8  $\mu$  diam. composito; ascis cylindraceo-clavatis, fasciculatis, aparaphysatis, apice obtusis, 30-45  $\times$  9-12, octosporis; sporidiis oblongo-ellipsoideis, utrinque obtusis, medio 1-septatis, non constrictis, hyalinis, 12-15  $\times$  3-4.

*Hab.* in foliis emortuis *Diospyri Kakii* (Ebenaceae), Kawaye-mura prov. Mino. Japoniae (K. HARA).

44. **Sphaerella altera** Pass. — Sacc. Syll. IX p. 658. — Sacc., Notae Myc. XX, Nuovo Giorn. bot. it. 23., 1916, p. 188.

*Hab.* in canlibus languidis *Equiseti hiemalis* (Equisetaceae), Karner, N. Y., Amer. bor. — Perithecia saepe seriata, 60-80  $\mu$  diam., asci tereti clavati brevissime stipitati, 50-60  $\times$  9-11, octospori, paraphysibus satis distinctis obvallati; sporidia tereti-clavata

lata, utrinque, praecipue apice obtusula, 1-septata, vix constricta,  $14 \approx 3,5$ , hyalina, farcta, initio mucō tenui obducta. Ob paraphyses potius *Didymellae* species et tunc differret a specie Passeriniana, sed hoc vix probabile videtur, immo inquirendum est an *Sph. altera* ab antiquiore *Sph. Equiseti* sit rite distincta.

45. **Sphaerella Unedinis** Jaap, Ann. Mycol. 14., 1916, p. 13 (*Mycosphaerella*).— Peritheciis copiose gregariis, in maculis griseis atro-brunneo marginatis, subrotundis v. angulosis, 2-10 mm. latis insertis, typice epiphyllis, erumpentibus, nigris, depresso-globosis, 80-110  $\mu$  diam. ostiolo latiusculo, 25-30  $\mu$  diam. pertusis; contextu e flavo-virenti nigricanti; ascis fasciculatis, aparaphysatis, sessilibus, tereti-fusoidis, e medio deorsum crassioribus, apice rotundatis, 35-40  $\approx$  8-10, octosporis; sporidiis oblongo-clavulatis, rotundatis, bicellularibus, cellula sup. paullo crassiore, 12-16  $\approx$  2-3,5, hyalinis, superne oblique distichis, inferius tristichis.

*Hab.* in foliis vegetis *Arbuti Unedinis* (Ericaceae), pr. Zelenica, Bocche di Cattaro, Dalmatiae.

46. **Sphaerella occulta** Bubàk, Ann. Mycol. XIII, 1915, p. 26 (*Mycosphaerella*).— Maculis usque 1 cm. in diam., rotundatis vel in marginibus et apicibus dimidiatis, griseis, fusco-limitatis; peritheciis subepidermicis, globosis, 75-120  $\mu$  in diam., nigris, crasse tunicatis, contextu nigro-fusco, grosse pseudoparenchymatico, papilla brevi, conica erumpentibus; ascis oblongo-cylindricis, 45-65  $\approx$  7-10, apice parum attenuatis, rotundatis, basi fortiter attenuatis, octosporis. Sporidiis fusiformibus, 11-15  $\approx$  2,5-3, medio vel prope medium uniseptatis, loculo superiore crassiore, hyalinis.

*Hab.* ad folia *Rhododendri pontici hybridi* (Ericaceae), in viridariis in Eisgrub, Moravia (ZIMMERMANN). — Sociā adest *Phyllosticta occulta* Bubàk l. c.

47. **Sphaerella Vaccinii** Cooke — Sacc. Syll. I p. 493.—Var. **Corymbosi** Sacc., Notae Mycol. XX, in N. Giorn. bot. it. 23., 1916, p. 187.— Omnibus partibus minor; peritheciis gregariis, vix maculas angulosas formantibus, 60-70  $\mu$  diam; ascis clavulatis 35  $\approx$  7; sporidiis tereti-clavulatis, 1-septatis, non constrictis, 14-15  $\approx$  3, hyalinis.

*Hab.* in utraque pagina foliorum languentium *Vaccinii corymbosi* (Ericaceae), Spruce Pond, Adirondack mts., N. Y., Amer. bor. (PECK).

48. **Sphaerella Erythroxyli** Spegazz., Ann. Soc. Cient. Argentina t. 90., 1920, p. 27. — Maculis aridis indeterminatis albescens pellucidis saepe totum folium jam putrescentem occupantibus; perithe-

ciis epiphyllis sparsis v. laxe gregariis, lenticularibus minutis, 130-150  $\mu$  diam., glabris atris ostiolatis, coriaccello-membranaceis, contextu parenchymatico parum distincto atro-olivaceo; ascis linearibus v. vix clavulatis, 60-70  $\approx$  8-10, sursum abruptiuscule rotundatis, deorsum longe attenuato-pedicellatis, octosporis, aparaphysatis v. quandoque pseudoparaphysibus nonnullis commixtis; sporidiis anguste fusoides, rectis v. vix curvulis, utrinque acute rotundatis medio 1-septatis non constrictis, levibus, hyalinis, 12-15  $\approx$  3-4.

*Hab.* in foliis *Erythroxyli Coccae* (Erythroxylaceæ). Rep. Argentina bor. andina, America austr. — Status pyrenidicus verisimiliter *Phyllosticta Erythroxyli* Graz.

49. **Sphaerella Brideliae** Sydow, *Annales Mycolog.*, v. XII, 1914, p. 6111-199 (*Mycosphaerella*). — Maculis distinctissimis, amphigenis, angulatis, 2-8 mm. diam., tandem confluyendo majoribus; rufo-brunneis v. dilute castaneo-brunneis; peritheciis epiphyllis sparsis v. laxe aggregatis, minutis, 60-90  $\mu$  diam., atris, tectis, contextu fuliginéo minute parenchymatico, poro minutissimo pertusis; ascis fasciculatis, aparaphysatis, subsaccatis usque cylindraccis, 35-50  $\approx$  10-16, octosporis; sporidiis plerumque distichis, oblongo-cylindraccis, utrinque obtusis, medio 1-septatis et non v. vix constrictis, hyalinis, 11-16  $\approx$  2-3, loculo superiore parum latiore.

*Hab.* in foliis vivis *Brideliae stipularis*, Los Baños ins. Philippin. (C. F. BAKER).

50. **Sphaerella Daphniphylli** Sydow et Hara, in Sydow, *Annales Mycologici* XI, 1913, p. 57 (*Mycosphaerella*). — Maculis amphigenis, valde conspicuis, orbicularibus vel irregularibus, magnis,  $\frac{3}{4}$  ad 1,5 cm. diam., albescentibus, linea latiuscula fusco-purpurea elevata marginatis; peritheciis epiphyllis, numerosis in quaque macula, immersis, vertice prominulis, appanato-globosis, atris, poro latiusculo pertusis, submembranaceo contextis, contextu opaco parenchymatico, 55-75  $\mu$  diam.; ascis fasciculatis, clavatis, sursum saepe attenuatis, 40-55  $\approx$  9-13, octosporis; sporidiis irregulariter distichis, oblongo-clavatis, circa medium 1-septatis, non constrictis, hyalinis v. subhyalinis, 15,5-17,5  $\approx$  2,5-3,5, loculo supero latiore obtuso, inferiore sensim attenuato.

*Hab.* in foliis subviviis *Daphniphylli glaucescentis* (Euphorbiaceæ), Kagoshima prov. Satsuma Japoniæ (S. KAWAGOI).

51. **Sphaerella Endospermi** Syd., *Ann. Mycol.* 15., 1917, p. 206 (*Mycosphaerella*). — Maculae amphigenae, distinctae, orbiculares, minutae,

2-3 mm. diam., albido-flavidae, exarescentes, purpureo marginatae; perithecia epiphylla, gregaria immersa nitidula, poro minutissimo praedita, 70-110  $\mu$  diam., contextu parenchymatico flavo-olivaceo, cellulis 5-7  $\mu$  diam.; asci fasciculati, sessiles, obelavati vel saccati aparaphysati, 40-50  $\times$  11-15, octospori, sporae in superiore asci parte plerumque monostichae, in inferiore di-tristichae, cylindratae, utrinque obtusae, medio septatae, non constrictae, hyalinae, 16-19  $\times$  3-4.

*Hab.* in foliis subvivi*s* *E**n**d**o**s**p**e**r**m**i* *p**e**l**t**a**t**i* (Euphorbiaceae), Kalinga, Ins. Philipp. (H. S. YATES).

52. **Sphaerella Heveae** Peteh, Ann. R. Bot. Gard. Peradeniya, V. VI, 6144 P. III, 1917, p. 223.— Peritheciis gregariis, subepidermalibus, subprominentibus, nigris, 60-70  $\mu$  diam.; ascis clavatis, octosporis, 30  $\times$  6; sporis subfusoidis vel anguste ovoideis, obtusis, uniseptatis, leniter constrictis, 9-10  $\times$  2,5.

*Hab.* in foliis *H**e**v**e**a**e* *b**r**a**s**i**l**i**e**n**s**i**s* (Euphorbiaceae), Suduganga, Ceylon.

53. **Sphaerella heveana** Sacc., Not. Myc. XXIV p. 6 (Bull. Orto bot. 6145 Nap. 1918).— Maculis vagis, indeterminatis, arescendo pallide alutaceis; peritheciis amphigenis late densiuscule gregariis, globosolenticularibus perminutis, 80-100  $\mu$  diam., poro pertusis, nigricantibus; contextu dense celluloso, fuligineo; ascis clavatis, apice rotundatis; breviter tenuato stipitatis, aparaphysatis, 8-sporis (non omnino maturis visis), tereti-oblongis, distichis, rectis curvulisve, obsolete 1-septatis, 12  $\times$  3, hyalinis.

*Hab.* in foliis emortuis *H**e**v**e**a**e* *b**r**a**s**i**l**i**e**n**s**i**s* (Euphorbiaceae) cultae, Singapore, Asia or. (BAKER).

54. **Sphaerella Homalanthi** Sydow, Ann. Mycol. 18., 1920, p. 100 (*Mycosphaerella*). — Maculae distinctissime epiphyllae, orbiculares, 3-10 mm. diam., subinde confluentes, centro albido-ochraceae, zonula lata purpurascente circumdatae, in hypophyllo multo minus conspicuae; perithecia epiphylla, sparsa vel pauca aggregata, immersa, diutius tecta, tandem vertice erumpentia, 65-90  $\mu$  diam., contextu subopaco minute parenchymatico; asci sessiles, cylindrato-saccati, 40-46  $\times$  8-12, aparaphysati, 8-spori; sporae 2-3-stichae, oblongae, obtusae, circa medium septatae, non constrictae, hyalinae, 14-17  $\times$  3-3,5.

*Hab.* in foliis vivi*s* *H**o**m**a**l**a**n**t**h**i* *a**l**p**i**n**i* (Euphorbiaceae), Mt. Banajao, prov. Laguna, Ins. Philippin. (O. A. REINKING).

55. **Sphaerella weiriana** Sacc., Nuovo Giorn. bot. ital. XXVII, 1920, 6147 p. 76. — Maculis epiphyllis subrotundis, 2-3 mm. diam. alutaceis,

atro-marginatis, dein centro albicantibus; peritheciis globoso-lenticularibus, 250  $\mu$  diam. nigris velatis dein, epidermide rimose lacinata, nudatis, pertusis; contextu dense celluloso, fuligineo; ascis fusioideo-clavatis, subsessilibus, 70-75  $\times$  14, octosporis aparaphysatis; sporidiis oblique 1-stichis, cylindraco-fusioideis, utrinque rotundatis, 16-19  $\times$  3,5-4, rectis curvulisve, 1-septatis, non constrictis, hyalinis.

*Hab.* in foliis languidis *Castanopsis chrysophyllae* (Fagaceae), Spokane Washington, Amer. bor. (WEIR).

56. **Sphaerella operculata** Sacc., Nuovo Giorn. bot. it. v. XXVII, 1920, 6148 p. 76. — Maculis epiphyllis minutis, irregularibus, 1-2 mm. diam., subinde confluentibus, sordide ochraceis, non discolori-marginatis; peritheciis pauci gregariis globoso-lenticularibus, 180-220  $\mu$ , nigris, epidermide operculatim secedente erumpentibus, ostiolo 12-15  $\mu$  diam. pertusis; contextu dense celluloso castaneo-fuligineo; ascis saepe rosulato-curvatis, oblongo-teretibus, obtusis, subsessilibus, 50-55  $\times$  8-10, initio paraphysibus? spuriiis, parce obvallatis; sporidiis distichis fusioideis utrinque obtusulis, 1-septatis, vix constrictis, 13-16  $\times$  3-4, hyalinis, rectiusculis.

*Hab.* in foliis languidis *Quercus chrysolepidis* (Fagaceae), Spokane Washington, Amer. bor. (WEIR). — Ob rudimenta paraphysium ad *Didymellam* nutat, sed habitus *Sphaerellae*.

57. **Sphaerella septorispora** Sacc., Ann. Mycol. XII, 1914, p. 287. — 6149 Maculis indeterminatis immarginatis, alutaceo-pallidis; peritheciis hinc inde gregariis typice epiphyllis, globoso-lenticularibus, nigris, punctiformibus, 120-160  $\mu$  diam., poro rotundo pertusis, contextu atro-fuligineo; ascis tereti-clavatis subsessilibus, rosulatis, aparaphysatis, 60-70  $\times$  9-10, octosporis; sporidiis 2-3-stichis cylindraco-fusioideis, curvulis, utrinque obtusulis, medio 1-septatis, non v. vix constrictis, 30-38  $\times$  2,5-4, hyalinis, eguttatis.

*Hab.* in foliis morientibus *Quercus Roboris* (Fagaceae), M. Weisskirchen, Mariental, Moraviae (F. PETRAK). — Affinis *Sph. Piri*, *Sph. Populi*, *Sph. Grossulariae* sed satis distincta.

58. **Sphaerella berlesiana** Trav., Fl. it. crypt. Pyren. p. 613 (1913), 6150 *Sph. simulans* Berl. et Br., Microm. Trid. p. 27 (1889) non Cooke. — Peritheciis amphigenis, dense sparsis, macula obsoleta albicante insidentibus, epidermide primo tectis, dein prominulis, globoso-conoideis, epapillatis, fuligineo-atris; ascis clavatis, sessilibus 50-60  $\times$  9-12; sporidiis conferte distichis, fusioideis, subinde parum inaequalateralibus, medio v. paullo extra medium septatis, non con-

strictis, dilute chlorinis, 20-22  $\approx$  4-5.

*Hab.* in foliis emortuis *Quercus* (Fagaceae), prov. Trento, Ital. bor. — A *Sph. simulanti* Cooke, quae *Sph. maculiformi* peraffinis est, probo diversa.

59. **Sphaerella rehmlana** Jaap, Verhandl. bot. Ver. Brandenb. LVI p. 6151

81 (1914) (*Mycosphaerella*). — Peritheciis minutissimis punctiformibus, in maculis elongatis parvis griseis innatis, gregariis v. subsparsis, globosis, 50-100  $\mu$  diam., ostiolo rotundo 20  $\mu$  diam. pertusis; contextu parenchymatico, brunneo-nigricante; ascis clavatis, 40  $\approx$  10, octosporis; sporidiis elongato-clavatis, apicibus rotundatis, 2-cellularibus, 4-guttulatis, 10-14  $\approx$  2,5-3,5; septo parum excentrico, non constrictis.

*Hab.* in frondibus *Adiantum Capilli-Veneris* (Filices), pr. Gardone ad Benacum, Ital. boreal.

60. **Sphaerella subastoma** F. L. Stevens et N. E. Dalbey, Mycologia, 6152

11., 1919, p. 8, fig. 13-15 (*Mycosphaerella*). — Maculis brunneis elongatis juventute angustis 3-4  $\times$  1-2 mm., venis lateraliter limitatis; peritheciis solitariis v. late 2-40 gregariis e brunneis nigris, globosis, 125  $\mu$  diam., subepidermicis infrastomaticis; ostiolo 20-30  $\mu$  lato; ascis 8-sporis, 47  $\approx$  20, apice fortiter incrassatis; sporis elongatis angustis, hyalinis, 22-24  $\approx$  4.

*Hab.* in foliis *Aneimia adiantifoliae* (Filices), Dos Bocas, Porto Rico, Amer. bor.

61. **Sphaerella Andrewsii** Sacc., Notae Myc. XXII (R. Acc. Pad. 1917), 6153

p. 165. — Maculis epiphyllis v. bracteicolis subcircularibus 1-2 mm. latis, v. irregularibus, denique alutaceo-albidis praecise limitatis; peritheciis epiphyllis, punctiformibus, nigris, globuloso-lenticularibus, 100-120  $\mu$  diam., ostiolo rotundo minuto, 8-10  $\mu$  diam., praeditis, hyphulis brunneis circumdatis; contextu denso atro-fuligineo; ascis (non penitus maturis) tereti-clavatis, 35-40  $\approx$  8-9, subinde flexis, fasciculatis, aparaphysatis, octosporis; sporidiis navicularibus, curvulis, 12-14  $\approx$  3,5-4, deorsum subacutis, 1-septatis, constrictulis, hyalinis, saepe 2-guttulatis, subdistichis.

*Hab.* in foliis bracteisque subvivis *Gentiana Andrewsii* (Gentianaceae), Sandhills-Anselm. Dakota, Amer. bor. (BRENKLE). — Perithecia initio sporulis liberis globulosis, 4-5  $\mu$  diam. v. 6-7  $\approx$  4,5, intus guttulatibus, hyalinis foeta, denique ascigera. Etsi non probe matura ab affini *Sph. Deschmanni* Voss (Syll. IX p. 628) videtur diversa sporidiis brevioribus et latioribus, maculis alutaceis etc.

62. **Sphaerella arthraconicola** Naoumoff, Bull. Soc. Mycol. de Fr., 1914, 6154

p. 75, t. 3-4 (*Mycosphaerella*).— Maculis nullis, peritheciis epiphyllis, sparsis, immersis, velatis, dein ostiolo erumpentibus, fere globosis, 60-90  $\times$  70-120, contextu parenchymatico firmulo. cellulis exterioribus polyedris 12  $\times$  9 diam.; ascis fasciculatis, clavatis, apice incrassatis, pedicello breve, 8-sporis 27-35  $\times$  12; sporulis 1-septatis fusiformibus, monostichis vel raro subdistichis, rectis rarius curvulisve. parum constrictis, 12-15  $\times$  2,5-4, hyalinis.

*Hab.* in foliis languidis *Arthraxonis ciliaris* (Graminaceae), socia *Bremia graminicola*, etc., prov. Austro-Ussuriensi, Rossiae-Orient.

63. **Sphaerella bambusina** Syd. et Butl., Ann. Mycol., IX, 1911, p. 6155-407. — Maculis irregularibus, 0,5-2 cm. long., tandem confluyendo majoribus, exaridis, albidis; peritheciis numerosis dense sparsis, globosis, minutissimis, 50-75  $\mu$  diam., atris, poro pertusis; ascis clavatis, 35-45  $\times$  9-12,5, octosporis, aparaphysatis; sporidiis oblongis, 1-septatis, hyalinis. 12-16  $\times$  3-4.

*Hab.* in foliis vivis *Bambusae* sp. (Graminaceae), Wahjain Assam, Indiae or. (E. J. BUTLER).— A *Sph. Bambusae* Pat. differt peritheciis non cauliculis et sporidiis paullo majoribus.

64. **Sphaerella ignobilis** Auersw.— *Sph. perpusilla* Fuck.— Sacc., Syll. 6156 I p. 528 — f. **Bromi** Gonz. Frag., Flor. Hispal. Microm. in Trab. Mus. Nac. de Cienc. Nat. Madrid, Ser. Bot. n. 10, 1916, p. 80. — Peritheciis numerosis, epi-vel hypophyllis, sparsis, immersis, atris, globosis, 60-125  $\mu$  diam.; contextu membranaceo, ostiolo minuto pertusis; ascis clavatis vel ovato-oblongis, rectis vel leniter curvatis, subsessilibus; sporidiis distichis vel conglobatis, cuneato-oblongis, 1-septatis, loculis inaequalibus, hyalinis, obsolete granulosis, 10-12  $\times$  3-4.

*Hab.* in glumis, foliis, vaginisque *Bromi mollis* (Graminaceae), prope Hispalis (Sevilla), Hispania.— A typo satis diversa, probabiliter ad sp. nov. adscribenda.

65. **Sphaerella Dactylidis** Pass.— Syll. IX p. 655. — f. **matritensis** Gonz. 6157 Fragoso, Bol. R. Soc. Españ. Hist. Nat. t. 18., 1918, p. 366. — A typo recedit ascis latioribus et praecipue magnitudine sporidiorum (ascis 45-54  $\times$  12-18, sporidiis 18-21  $\times$  4-5). — *Hab.* in culmis foliisque siccis v. putridis *Dactylidis glomeratae* (Graminaceae), prope Madrid, Hispania (J. CUESTA).
66. **Sphaerella bambusifolia** Miyake et Hara, Botan. Mag. Tokyo, 1910, 6158 pp. 338-240.— Tanaka, Mycologia 1922, p. 85 (*Mycosphaerella*). Follicola. Pyrenidiis punctiformibus, nigris, immersis, globosis v.

depressa globosis, fuligineis, apice apertis, 70-100  $\approx$  60-90; sporidiis copiosis, maturis in cirrhum exeuntibus, ellipsoideis, ovoideis v. cylindraceutis, hyalinis, 2-3,5  $\approx$  1-1,5, minute pedicellatis; peritheciis pycnidiis intermixtis, globosis v. globoso-depressis, 70-100  $\approx$  90-100, raro 60  $\mu$  diam.; parietibus crassis, subparenchymaticis, fuscis v. nigris, hostiolo applanato v. leniter elevato; ascis numerosis, fasciculatis, oblongo-ovoides infra plus v. minus stipitatis, v. fusoideo-lunatis, utrinque obtusis, 37-50  $\approx$  9-10, octosporis, paraphysatis; sporis distichis, ovoideis v. ellipsoideis, uniseptatis, non constrictis, hyalinis, contextu primum granuloso, dein homogeneo, 13-16  $\approx$  4,5-5.

*Hab.* parasitica in foliis *Phyllostachydis puberulae* et *bambusoidis* (Graminaceae), Japonia.— A *Sp. Arundinariae* Atk. pluribus notis diversa.

67. **Sphaerella Bambusae** (M. et H.) Sacc., *Guignardia Bambusae* Miyake et Hara, Stud. ūb. Pilze Bambus. in Jap., in litt. 1922.— Peritheciis phyllogenis, marginalibus, subepidermicis, ostiolo erumpentibus, solitariis v. binis, globosis v. ovalibus, atro-brunneis, 160-180  $\approx$  110-150; ascis fusiformibus v. clavatis, breviter stipitatis 73-80  $\approx$  21-25, octosporis; sporidiis distichis, ellipsoideis inaequaliter bilocularibus, 23-28  $\approx$  10-12, intus granulosis, loculo majori 1-guttulato; paraphysibus non observatis.

*Hab.* in foliis *Phyllostachydis* (Graminaceae), Kumasa, Komaba, Tokyo, Japonia.— Ob sporidia bilocularia ad *Guignardiam* non referenda species.

68. **Sphaerella saccharoides** Peck, N. Y. State Mus. Bull. 167, 1912, p. 48 (1913). — Maculis definitis, oblongis, 0,5-1 cm. longis, margine brunnescentibus; peritheciis epiphyllis, minutis, nigris; ascis subcylindraceutis, 70-80  $\approx$  12-14; sporidiis distichis, oblongis vel subfusiformibus, ad septum constrictis, 4-guttulatis, hyalinis, 25-30  $\approx$  5-6.

*Hab.* in foliis *Sacchari officinarum* (Graminaceae), in ins. Cuba (THURSTON). — Affinis *Sph. Sacchari* Sp., a qua differre videtur maculis definitis albidulis, ascis et sporidiis longioribus, sporidiis quoque 4-guttulatis.

69. **Sphaerella striatiformans** N. A. Cobb, Fung. Malad. Sugar Cane, Rep. Exp. Stat. Hawaii Sug. Plant. Ass. Bull. n. 5, 1906, p. 208 et pass., cum tab. et fig. 41-48; ibidem n. 6, 1909, p. 103, fig. 64 et tab. VII (*Mycosphaerella*). — Syll. XXII p. 145.— Peritheciis hypophyllis obscuris v. nigrescentibus, saepe in striis elongatis pal-

lidis foliorum seriatim dispositis; striis primum pallidis, dein flavidis demum aridis et albicantibus; peritheciis subglobosis 140  $\mu$  circ. cr. distincte ostiolatis; ascis subcylindraceis non paraphysatis 60  $\approx$  13; sporis subhyalinis, bilocularibus, medio constrictulis, 15-16  $\approx$  5,5-6.

*Hab.* in foliis *Sacchari officinarum* (Graminaceæ), cui noxia, in Ins. Hawai.

70. **Sphaerella chlorina** Sacc. et Trab. in Trabut, Etude sur P Halfa. 6162

Alger an. 1899, p. 48.— Peritheciis hinc inde dense gregariis globulosis, epidermide velatis mox erumpentibus et prominulis, punctiformibus, nigris, 60-70  $\mu$  diam. ostiolo latiusculo circulari pertusis; ascis oblongo-ellipsoideis, apice rotundatis, basi brevissime obtuse stipitato-apiculatis, 28  $\approx$  18, aparaphysatis, octosporis; sporidiis distichis, medioque tristichis, oblongis v. interdum subclavulatis, utrinque obtusulis, 10  $\approx$  4, chlorinis, 1-septatis non constrictis.

*Hab.* in foliis emortuis *Stipae tenacissimae* (Graminaceæ), Meckeria, Sud Oran., Algeriae.— Peraffinis *Sph. graminis*, a qua defectu *Asteromatis*, sporidiis chlorinis, utrinque obtusulis, ascis paullo amplioribus distingui potest; an tamen ejus status provector.

71. **Sphaerella graminis** Sacc., Bull. Soc. Bot. it. 1913, p. 152, Ann. 6163

Mycol. XI, 1913, p. 566. — Peritheciis gregariis, punctiformibus, oculo nudo fere inconspicuis, epidermide velatis et vix erumpentibus, 70-80  $\mu$  diam., globulosis, nigris, hyphis sensim evanescentibus *Asteromatis graminis* cinctis, ostiolo minuto pertusis; contextu minute celluloso fuligineo; ascis rosulatis, 7-12 in quoque perithecio, obovatis apice rotundatis, ob pedicellum brevissimum basi apiculatis, octosporis, aparaphysatis, 22-25  $\approx$  14; sporidiis medio tristichis, breviter fusioideis, utrinque acutulis, rectis, medio 1-septatis, non constrictis, 12-14  $\approx$  4-4,6, hyalinis.

*Hab.* in foliis putrescentibus *Stipae tenacissimae* (Graminaceæ), Tripolitaniae pluribus locis.— *Obs.* Semper occurrit una eum *Asteromate graminis* West., quod videtur status infans *Sphaerellae*.

72. **Sphaerella hordicola** Hara in Tsuruda, Journ. of Plant Protection 6164

3.7, 1916, p. 532; Mycologia IX, 1917, p. 169 (*Mycosphaerella*). — Peritheciis parvis, nigris, globulosis, 297  $\approx$  212 v. 255  $\approx$  212; ascis irregulariter cylindricis v. quandoque conoideis, octosporis; sporis hyalinis, fusioideis utrinque obtusis, 7-15  $\approx$  2,7-3,5, bilocularibus, contentu granuloso.

*Hab.* in foliis culmisque vivis *Triticici*, *Hordei* (Graminaceae) et « *naked barley* », in Japonia pluribus locis; valde noxia (S. TSURUDA, T. OKADA).— A *Myc. Hordei* Karst. forma et magnitudine sporarum diversa.

73. **Sphaerella Guttiferae** L. E. Miles, Trans. Ill. Ac. of Sc., v. X, 1917, 6165 p. 250 (*Mycosphaerella*). — Maculis epiphyllis subirregularibus 1,5-2 cm. latis primum salmoneis senescendo-cinereo-membranaceis, margine elevato zonulis alternatim obscuris et pallidis circumstantibus limitato; peritheciis epiphyllis numerosis, nigris erumpentibus sparsis 80-110  $\mu$  latis, ostiolo 20-25  $\mu$  diam. praeditis; ascis ovatis v. late clavatis, 55-65  $\times$  17; sporidiis leniter fusoides, uniseptatis, inordinatis, hyalinis, loculo inferiore parum angustiore, 24  $\times$  4-5.

*Hab.* in foliis vivis *Clusiae* *Gundlachi* (Guttiferae), Maricao Porto Rico, Amer. Centr.— A *M. Clusiae* differt caracteribus macularum nec non sporidiis latioribus.

74. **Sphaerella Clusiae** F. L. Stevens, Trans. Illin. Ac. of Sc., v. X, 6166 1917, p. 181 (*Mycosphaerella*). — Maculis amphigenis centro 3-8 mm. diam. e griseo-cinereis nigris area roseola cinctis, 3-5 mm. lat.; peritheciis numerosis primum epidermide tectis dein erumpentibus 40-80  $\mu$  diam.; ascis numerosis octosporis, 44-48  $\times$  14, non paraphysatis; sporidiis inordinatis, 1-septatis, hyalinis, 14  $\times$  4.

*Hab.* in foliis *Clusiae roseae* (Guttiferae), Maricao, Lajas, Utuado, Mayaquez, in Porto Rico, Amer. Centr.

75. **Sphaerella Helodis** A. L. Smith et Ramsb., Trans., Br. Mycol. Soc. V 6167 (1917) p. 423. — Peritheciis epiphyllis, nigris, confertis, subglobosis, parum immersis, 100-150  $\mu$  diam. poro pertusis; ascis oblongis breviter stipitatis, 8-sporis, 45  $\times$  7-8, paraphysibus nullis; sporidiis biseriatis, stipitatis, oblongo-fusiformibus, leniter curvatis, 1-septatis, non constrictis, hyalinis, 15-18  $\times$  2-3.

*Hab.* in foliis languidis *Hyperici Helodis* (Guttiferae), New Forest, Britanniae.

76. **Sphaerella Iridis** Anersw., Syll. I p. 524 et XXII p. 143.— var. 6168 **ancipitella** Sacc., Ann. Mycolog. XI, 1913, p. 15. — Peritheciis hinc inde in greges minutos ovato-oblongos, 2 mm. long. 0,5 mm. latos longitudinaliter seriatos digestis, punctiformibus, hypophyllis, perexiguis, 48-60  $\mu$  diam., brunneis, poro irregulariter debiscentibus; ascis obovatis, subinde ovato-oblongis, basi breviter tenuatis apice rotundatis, 32-38  $\times$  20, octosporis; sporidiis subtristichis, oblongis, utrinque obtusulis, 1-septatis, lenissime constrictis 2-guttulatis, 16-17  $\times$  6, hyalinis.

*Hab.* in foliis languidis *Iridis Pseudacori* (Iridaceae), pr. Parisios, Galliae (HARLOT). — Fructificatione cum typo convenit, dispositione vero quasi insulari peritheciorum cum *Sphaerella Iridis* var. *ancipiti* Sacc. congruit.

77. **Sphaerella Trochicarp** Rehm, Ann. Mycol. XI, 1913, p. 390 (*Mycosphaerella*). — Perithecia in medio dealbato papyraceo, 3-5 mm. lato, orbiculari macularum utriusque foliorum paginae ferrugineo-sanguinearum, 5-12 mm. lat., plerumque oblongo-orbicularium, gregaria plurima innata, mox emergentia, globulosa, nigrofusca, membranacea, 100  $\mu$  diam. Asci fusiformiter clavati, lata basi sessiles, apice rotundati incrassatique, c. 30  $\times$  12, 8-spори. Sporae subclavatae, utrinque rotundatae, medio septatae, non constrictae, hyalinae, rectae, 15  $\times$  4, distichae, interdum utrinque biguttulatae. Paraphyses nullae.

*Hab.* ad folia *Trochicarp* (?) Iridaceae), Batum (Caucasia ross.) (NEWODOWSKI).

78. **Sphaerella convexula** (Schw.) Thüm. — Syll. I 494 — Teste F. V. Band (Phytopathology, I, 1911, p. 135, c. ic.) diagnosis sic integratur: Peritheciis plerumque hypophyllis, in greges irregulares dense confertis vel per totum folium sparsis, immersis dein erumpentibus, minutis, sphaerioideis, nigris, 100-200  $\mu$  diam. interdum rugulosis, ostiolo papillulato praeditis; ascis fasciculatis, cylindraceo-clavatis, subsessilibus, aparaphysatis, octosporis, 54-100  $\times$  9-11; sporidiis oblongo-fusoideis, saepe allantoideo-curvatis, medio septatis, ad septum non vel vix constrictis, hyalinis, 13-27  $\times$  3.5-5.5.

*Hab.* in foliis vivis *Caryae* spp. (Juglandaceae), etiam in Statibus Unitis meridionalibus.

79. **Sphaerella saccardoana** Jaap, Ann. Mycol. 14., 1916, p. 12 (*Mycosphaerella*). — Peritheciis hypophyllis, in maculas minutas, angulosas, 0.5 mm. latas dense confertis, perexiguas, depresso globosis, 50-75  $\mu$  diam.; ascis fasciculatis, oblongo-clavatis, sessilibus, apice rotundatis, 50  $\times$  12, octosporis, aparaphysatis; sporidiis oblique distichis, fusoideis, medio 1-septatis leniterque constrictis, pluriguttulatis, 20-22  $\times$  3.5-5, hyalinis.

*Hab.* in foliis emortuis, siccis, praeteriti anni. *Juglandis regiae* (Juglandaceae), socia *Septoria letendrcana*, prope Castelluovo, Dalmatiae.

80. **Sphaerella haraeana** Sydow, Annales Mycologici XI, 1913, p. 59 (*Mycosphaerella*). — Peritheciis hypophyllis, non maculiculis, irregulariter aggregatis, immersis, vertice prominulis globulosis, 60-85  $\mu$

diam., pertusis, atris, contextu submembranaceo, fere opaco; ascis cylindraceo-clavatis v. clavatis, fasciculatis, aparaphysatis, apice obtusis, 30-40  $\approx$  8-10, octosporis; sporidiis oblongis, medio 1-septatis, non constrictis, rectis v. leniter curvulis, 12-17  $\approx$  3.

*Hab.* in foliis emortuis *Pterocarya* sp. (Juglandaceae), Kawaue-mura prov. Mino, Japoniae (K. HARA).

81. **Sphaerella vogesiaca** Sydow, Mycoth. germ. fasc. XX n. 979. Ann. 6173

Mycol. IX, 1911, p. 556. — Peritheciis gregariis, immersis, sphaeroideis, atris, 40-60  $\mu$  diam., poro simplici 10-15  $\mu$  lato pertusis; ascis oblongo-clavatis v. clavato-saccatis, subsessilibus, octosporis, 30-40  $\approx$  10-15, fasciculatis, aparaphysatis; sporidiis plerumque tristichis, oblongo-fusoideis, cellula una plerumque paullo latiore, primo 2-4-guttulatis, medio 1-septatis haud vel vix constrictis hyalinis v. subchlorinis, utrinque obtusis, 10-12  $\approx$  2.3,5.

*Hab.* in calamis *Junci conglomerati* (Juncaceae), Hohneck, Vogesorum, Germania. — A coeteris speciebus peritheciis sporiisque parvis diversa.

82. **Sphaerella Phlomidis** Bubak et Frag., Hedw. LVII, p. 4 (1915).— 6174

Peritheciis sparsis, epidermide tectis, globosis, 130-160  $\mu$  diam., basi applanatis, apice conico erumpentibus, atris, contextu crassissimo parenchymatico atro-castaneo; ascis oblongo clavatis v. oblongo-cylindraceis, 55-65  $\approx$  15-18, sursum attenuatis, apice rotundatis et valde incrassatis, breve pedicellatis, 8 sporis, aparaphysatis; sporidiis basi tristichis, supra distichis, oblongo-ovoideis, 15-20  $\approx$  5,5-7, medio 1-septatis, non constrictis, loculo sup. latiore, hyalinis.

*Hab.* in caulibus calycibusque emortuis *Phlomidis purpureae* (Labiatae), prope Pedroso de la Sierra, Hispaniae (Gz. FRAGOSO).— A speciebus in Labiatis praesertim ascis valde crassis dignoscenda.

83. **Sphaerella polygramma** (Fr.) Niessl. — Syll. II p. 521. — Var. **Ca-** 6175

**ruanae** Sacc., Nuovo Giorn. bot. it. N. S. v. XXII, 1915, p. 35.— Peritheciis globosis minimis, 65-75  $\mu$  diam., contextu simoso-parenchymatico, olivaceo fusco; ascis clavatis, 35  $\approx$  9-10; sporidiis breve fusoideis, 10-11  $\approx$  3,6.

*Hab.* in ramulis siccis *Tueriiflavi* (Labiatae), Imghieret, Insula Melita.— A typo differt peritheciis dense gregariis sed non distincte seriatis, perexiguis, matrice vix fusco-maculata.

84. **Sphaerella Perseae** L. E. Miles, Trans. Ill. Ac. of Sc., v. X, 1917, 6176

p. 251 (corr. *Persiae*); Phytopathology, v. 7, 1917, n. 5 p. 350 (*Mycosphaerella*).— Maculis amphigenis, forma et magnitudine valde varia-

bilibus, in epiphyllis cinereo membranaceis indefinitis, in hypophyllo brunneis zonula obscuriori marginatis; peritheciis epiphyllis parum depressis, nigris, sparsis, parum numerosis,  $70 \approx 80-100$ , ostiolatis; ostiolo lenissime elevato  $15-25 \mu$  diam.; ascis aparaphysatis oblanceolatis v. anguste clavatis  $45-55 \approx 7-9$ ; sporidiis hyalinis uniseptatis, cylindraceis medio modice constrictis, monostichis v. subdistichis, utrinque leniter acutatis,  $12-13 \approx 3-4$ .

*Hab.* in foliis vivis *Perseae americanae* (Lauraceae), pluribus locis in Porto Rico, Amer. Centr.— *A. M. evantii* differt maculis majoribus sporidiis in medio uniseptatis etc.

85. **Sphaerella Argrophylli** Bubák in Ann. Naturh. Hofmus. Wien, 6177 XXVIII (1914) p. 197. — Peritheciis sparsis, globosis, apice conice protractis,  $150-200 \mu$  diam., subepidermicis dein nudis, ostiolo papillato-conoideo, excipulo erasso, contextu grosse pseudoparenchymatico, atro-fusco; ascis ovoideo-oblongis, apice attenuatis, basi breviter pedicellatis, crasse tunicatis, aparaphysatis, octosporis,  $48-60 \approx 19-25$ ; sporidiis infra 3-stichis supra 2-stichis, ovoideo-oblongis, uniseptatis, hyalinis, utrinque rotundatis,  $17-19 \approx 5,5-7,5$ , loculo superiore latiore.

*Hab.* in rhachidibus fol. *Astragali argrophylli* (Leguminosae), prope viei ruinas Gharra in Mesopotamia.

86. **Sphaerella Jaczewskii** A. Potebnia, Micromyc. Charkow in Trav. 6178 Soc. Natur. Univ. Imp. Charkow, t. 43., 1909, p. 214 (*Mycosphaerella*), cum icon. (descriptio rossica). — Peritheciis amphigenis sub-superficialibus phylaeformibus, nigris,  $120-140 \approx 150-170$ , ostiolo papilliformi praeditis; ascis subclavatis, basi v. medio inflatis,  $55-70 \approx 12-14$ ; sporis sine ordine dispositis v. hinc inde irregulariter congestis et tunc ascis forma variabilibus; sporis secundum maturitatem magnitudine variabilibus, tunc  $21-23 \approx 5-6$ , tunc  $14-17 \approx 3,5-4$  tunc majoribus usque  $28 \approx 8$ , medio septato-constrictis et loculo inferiori parum angustiori.

*Hab.* in foliis *Caraganae arboreae* (Leguminosae), prope Charkow Rossia. — Socia adest *Phleospora Caraganae*.

87. **Sphaerella phaseolorum** Siemaszko, Materialy po mikologii i fitopatologii Rossii, v. III, Petersburg 1915. Extr. p. 5. fig. 1 (*Mycosphaerella*). — Maculis albidis, linea atra cinctis, peritheciis erumpenti superficialibus, obscure brunneis,  $70-120 \mu$  diam., poro lato pertusis; ascis claviformibus rectis v. curvatis ad basim fasciculatis  $35-60 \approx 14-16$ ; sporidiis distichis rectis v. curvulis medio uniseptatis constrictis, hyalinis,  $10-12 \approx 6-7$ .

*Hab.* in foliis languescens *Glycines sojae*, *Phaseoli Mungoi*, *Vignae rubrae* (Leguminosae), Suchum-Kale, Abchazia, Rossia merid.—*Sphaerellae phaseolicolae* (Desm.) Sacc. proxima videtur.

88. **Sphaerella ontariensis** R. E. Stone, Phytopath. V (1915) p. 6, fig. 1 6180  
(*Mycosphaerella*).— Peritheciis erumpentibus, subsuperficialibus, globoso-papillatis, 50-100  $\times$  70, ostiolo brevi pertusis; ascis oblongo-cylindraceis, sessilibus vel breviter stipitatis, apice foveolatis, 45-50  $\times$  12-14; sporidiis oblique monostichis, medio septatis, leniter constrictis, apice acutis, loculis biguttulatis, hyalinis, 10-12,5  $\times$  5-6. Status pycnidicus *Ascochyta ontariensis*.

*Hab.* in foliis, caulibus fructibusque emortuis *Lathyrus sativi* (Leguminosae), Guelph, Ontario, Amer. bor.

89. **Sphaerella lethalis** R. E. Stone, Ann. Mycol. X, 1912, p. 587, tab. 6181  
XIX fig. 24-31, tab. XX fig. 56,60 (*Mycosphaerella*). — Peritheciis brunneis cortice innatis v. saltem epidermidem tectis globosis 96-160  $\mu$  diam., ostiolo centrali breviter rostellato et leviter prominente; ascis cylindraceis v. cylindraceo-clavatis, 65-80  $\times$  14-16, vertice incrassatis, et poro praeditis; sporidiis hyalinis, bicellularibus ellipsoideis, ad septum leviter constrictis, utrinque acutiusculis, 13-19  $\times$  7-9; cellulis denique biguttatis.

*Hab.* in caulibus vivis et emortuis *Meliloti albae* et *M. officinalis* (Leguminosae), Ithaca, New York, Amer. bor.— Status ascophorus *Ascochytae lethalis* quam confer.

90. **Sphaerella Mucunae** F. L. Stevens, Trans. Ill. Ac. of Sc., v. X, 1917, 6182  
p. 182 (*Mycosphaerella*). — Maculis irregulariter circularibus, siccis, 1-2 cm. diam., rugulis concentricis 2 mm. cr. signatis; peritheciis, numerosis, nigris, 78-94  $\mu$  diam., distincte ostiolatis; ascis octosporis, 34-40  $\times$  8-10; sporidiis longis et angustis, 17-20  $\times$  3, 1-septatis obtusis.

*Hab.* in foliis *Mucunae pruriensis* (Leguminosae), Añaseo Porto Rieo, Amer. Centr.

91. **Sphaerella Mycopron** N. Patouillard, Bull. Soc. Mycol. de Fr., 6183  
XXXVI, 1920, p. 177. — Maculis nullis; peritheciis globuloso-depressis, circ. 90  $\times$  75, basi epidermide immersis, nigris, hinc inde gregariis, hypophyllis; parietibus brunneis, coriaceis, subparenchymaticis; ascis ellipsoideis, subsessilibus, aparaphysatis, 21-30  $\times$  15, octosporis; sporidiis hyalinis viridibus, ellipsoideis, uniseptatis, 6-9  $\times$  4-5.

*Hab.* in foliis vivis *Phaseoli culti* (Leguminosae), Cho-

- Ganh, Tonkin (DUPORT). — A *Sph. Morieri* et *phaseolicola* magnitudine perithecorum etc., maculis nullis diversa.
92. **Sphaerella Robiniae** Siemaszko, Bull. f. angew. Bot. 6., St. Petersburg 1913, p. 712, fig. 621, 625 (*Mycosphaerella*). — Peritheciis hypophyllis, immersis, rotundatis, contextu pseudoparenchymatico praeditis, pallide brunneis; ascis oblongo-clavatis,  $33 \approx 9$ , saepe curvatis; sporidiis subdistichis, uniseptatis, hyalinis, uno apice tenuatis,  $12-15 \approx 3$ .
- Hab.* in foliis *R o b i n i a e P s e u d o a e a c i a e* (Leguminosae), distr. Smela, gub. Kiew, Rossia.
93. **Sphaerella Pseudo-acaciae** Auersw. — Syll. I, p. 490 — Saccardo, Notae Myc. XXV, in « Madonna Verona » 1918, p. 5.
- Hab.* in fol. morientibus *R o b i n i a e P s e u d o - a e a c i a e* (Leguminosae), Tregnago, Verona, Italia bor. — Perithecia hinc inde in soros conferta,  $80-100 \mu$  diam., poro rotundo pertusa; asci  $60 \approx 11-12$ ; sporidia disticha, fusoidea,  $12-18 \approx 6$ , rarius usque ad  $21 \approx 7$ , hyalina.
94. **Sphaerella balcanica** Bubák, III. Beitr. Pilz. Montenegro, in Botanikai Közlemények, 1915, p. (56). — Maculis utrinque visibilibus, linearibus, inter nervos laterales positis et limitatis, supra brunneis, infra brunneo-griseis, utrinque obscurius marginatis, transverse confluentibus et demum magnam partem folii occupantibus. Peritheciis hypophyllis, laxe gregariis, globosis,  $50-100 \mu$  in diam., brunneis, epidermide tectis eamque hemisphaerice elevantibus, apice conico, perforato parum erumpentibus, contextu tenui, pseudoparenchymatico, grosse celluloso, brunneo; ascis fasciculatis, oblongis vel oblongo-obclavatis,  $30-40 \approx 8-9$ , apice rotundatis, non incrassatis, basi brevissime pedicellatis, aparaphysatis, octosporis; sporidiis distichis vel basi tristichis, fusoideis vel oblongo-clavatis,  $11-13 \approx 3-4$ , rectis vel curvatis uniseptatis loculo inferiore angustiore, utrinque attenuatis, hyalinis, guttulatis.
- Hab.* in foliis vivis *T r i f o l i i m e d i i* subsp. *b a l c a n i c i* Vel. (Leguminosae), in Bozur planina (distr. Piva) ca. 1700 m., Montenegro (ROHLENA).
95. **Sphaerella Trifolii** Karst. — Sacc. Syll. I p. 514. — f. **Trifolii tomentosi** Gonz. Frag., Microm. de Melilla, in Mem. Soc. Espan. Hist. Nat. t. VIII, 1916, p. 339. — Peritheciis sparsis, globoso-conoideis, usque  $150 \mu$  diam. ostiolo prominulo papillulato; ascis sessilibus amplioribus usque  $70 \approx 24$ , parietibus crassis, clavatis, ascosporis distichis vel subtristichis usque  $24 \approx 8$ , 1-septatis ad septum leniter

constrictis, loculis inaequalibus, hyalinis nebulosis guttulatis.

*Hab.* in foliis caulibusque *Trifolii tomentosii* (Leguminosae), prope Melilla Gurugù, Marocco. — *Socia Phyllachorae Trifolii*. St. conid. et strom. immaturis. A caeteris *Sphaerellis* in *Trifolio* indicatis diversa.

96. **Sphaerella coymiana** Jaap, Ann. Mycol. XII, 1914, p. 11 (*Myco-* 6188  
*sphaerella*). — Peritheciis gregariis, minutis, punctiformibus erumpentibus epiphyllis, nigris, globosis, 120-180  $\mu$  cr., ostiolo depresso-conoideo, 8-10  $\mu$  lato, praeditis, contextu parenchymatico; ascis elevatis, rotundatis, 40-60  $\times$  10-12, octosporis, aparaphysatis; sporidiis irregulariter distichis elongato-obovoideis, bilocularibus, medio constrictulis, hyalinis, 11-12  $\mu$  long., loculo superiori 5  $\mu$  inferiori 4  $\mu$  lato.

*Hab.* in caulibus *Viciae pisiformis* (Leguminosae), Johannesburg prope Bad Nauheim, Germania. — *Sph. Viciae* Schr. et *Sph. Orobi* Hazl. omnino diversae.

97. **Sphaerella dealbans** Spegaz., Rel. Mycol. trop. etc. in Bol. Ac. Nac. 6189  
Cienc. Cordoba t. 23., 1919, Extr. p. 107. — Maculis nullis sed matrix tota decolorata ochrolenca; peritheciis primo epidermide tectis dein erumpentibus, minutis, sparsis v. laxe aggregatis, subgloboso-depressulis, 60-75  $\mu$  diam., glaberrimis atris, late ostiolato-pertusis (10  $\mu$  diam.), membranaceis, contextu grosse parenchymatico olivaceo-fuligineo; ascis obclavatis, 40  $\times$  7-8, apice obtuse rotundatis crassiusculeque tunicatis, deorsum abrupte cuneatis in pedicellum crassum brevissimumque productis, aparaphysatis octosporis; sporidiis sublineari-clavulatis, medio 1-septato-constrictulis, loculis subaequilongis, supero anguste ellipsoideo, infero e cylindraceo oboenico, levibus, hyalinis, 12  $\times$  3.

*Hab.* in scapis floralibus emortuis siccis *Agapanthi umbellati* (Liliaceae), in hortis prope Apiahy, Brasilia. America Austr. — A *Sph. Agapanthi* Klkbr. et Oke. diversa.

98. **Sphaerella cordylinicola** Speg., Mycet. Argent. VI, Anal. Mus. Nac. 6190  
Buenos Aires XXIII p. 51 (1912). — Maculis difformibus, angulosis, repandulis, 3-15 mm. latis, cinerascensibus, fusco-marginatis; peritheciis amphigenis, late gregariis, innato-erumpentibus, coriacellis, minutis, subglobosis, 120-130  $\mu$  diam., ostiolo non papillato praeditis, contextu atro grosse parenchymatico; ascis subfusoides, breviter pedicellatis, aparaphysatis, 40  $\times$  8; sporidiis oblique distichis, e fusoides subclavulatis, utrinque acutiusculis, interdum leniter inaequilateris, ad septum constrictis, hyalinis, 12-15  $\times$  3-4, loculis

aequilongis, minnte biguttulatis, superiore saepius leniter turgidiore.

*Hab.* in foliis languidis *Cordylinis dracaenoidis* (Liliaceae), in silvis prope Bompland, Misiones: Argentina.

99. **Sphaerella Hostae** Sydow, *Annales Mycologici* XI, 1913, p. 59 6191

(*Mycosphaerella*). — Peritheciis amphigenis vel petiolicolis, non vel vix maculicolis, irregulariter sparsis v. aggregatis, minutis, globosis, 60-85  $\mu$  diam., atris, poro pertusis, immersis, vertice erumpentibus, membranaceis, contextu parenchymatico fuscidulo ex cellulis 5-7  $\mu$  diam. composito; ascis fasciculatis, aparaphysatis, clavatis v. clavato-saccatis, apice obtusis, 30-40  $\times$  7-10, octosporis; sporidiis distichis, elongato-ovatis v. oblongis, utrinque obtusis, medio 1-septatis, non constrictis, hyalinis, 10-12  $\times$  3-3,5, loculo supero parum latiore quam infero.

*Hab.* in foliis et petiolis *Hostae japonicae* (Liliaceae), Kawanaye-mura prov. Mino, Japoniae (K. HARA).

100. **Sphaerella pellucida** Bubák et Dearness in Bubák, *Hedwigia*, 58. 6192

p. 15 (1916). — Maculis utrinque visibilibus, dispersis rotundatis, 4-6 mm. latis, albidis vel luteis, aridis, lateritio-vel brunneo-marginatis; peritheciis epiphyllis, crebris gregariis, immersis, epidermide tectis, globoso-applanatis, 80-180  $\mu$  in diam., brunneis, poro apertis, parietibus tenuibus, contextu flavo-brunneo, pseudoparenchymatico grosse et tenuissime celluloso; ascis oblongo-clavatis (sporidiis distichis), 45-55  $\mu$  longis 10-13  $\mu$  latis vel ovoideo-clavatis (sporidiis tristichis), 40-50  $\mu$  longis, 15-18  $\mu$  latis, rectis vel curvatis, apice rotundatis basi breve pedicellatis, aparaphysatis, octosporis; sporidiis distichis vel tristichis, oblongis vel fusoideis, 17-25  $\mu$  longis, 4-7,5 latis, rectis vel curvatis, uniseptatis, non constrictis, utrinque attenuatis vel attenuato-rotundatis, hyalinis.

*Hab.* in foliis vivis *Smilacis herbaceae* L. (Liliaceae), Cauda: London Ont., Amer. bor. (J. DEARNESS).

101. **Sphaerella Veratri** v. Höhn., *Fragm. z. Mykol.* 848, in *Stzgsb.* 6193

*Akad. Wiss. Wien CXXIII*, 1, p. 108 (1914) (*Mycosphaerella*). — Peritheciis hypophyllis, subepidermicis, in utraque pagina visibilibus, dense gregariis, totum folium occupantibus, atris, globosis, 120-190  $\mu$  diam., ostiolo circulari usque ad 28  $\mu$  lato, excipulo grosse pseudoparenchymatico atro-brunneo; ascis copiosissimis, ultra 100, fasciculatis, sessilibus, clavulatis, aparaphysatis, octosporis, 44  $\times$  7-8, crasse tunicatis, jodi ope rubentibus; sporidiis oblongo-conoideis vel subcylindricis, hyalinis, loculo superiore plerumque paullo brevior et latior. 8-10  $\times$  2,5-3.

*Hab.* in foliis siccis albicatis *Veratri albi* (Liliaceae), Auninger, Wienerwald, Austria.

102. **Sphaerella yuccina** Woronichin, Monit. Jard. Bot. Tiflis, XXVIII 6194 (1913) p. 16, tab. 1 fig. 1 (*Mycosphaerella*). — Maculis albidis, circularibus, usque ad 5 mm. diam., vel ovalibus et tunc usque ad 10 × 5 mm., amphigenis, sparsis; peritheciis epiphyllis, atris, 120-180 μ diam., plerumque concentricis; ascis cylindraceutis, apice rotundatis, brevissime pedicellatis, 85-90 × 15, aparaphysatis; sporidiis fusoidis, hyalinis, 18-20 × 4,5-5, fere distichis.

*Hab.* in foliis vivis *Yuccae gloriosae* (Liliaceae), Tiflis, Caucaso (E. KOENIG).

103. **Sphaerella drobnjakensis** Bubàk, III. Beitr. Pilz. Montenegro, in 6195 Botanikai Közlemények, 1915, p. (56). — Peritheciis dispersis vel gregariis, epidermide nigrogrisea tectis, globosis vel parum applanatis, 100-200 μ in diam., contextu crasso, fuscocastaneo, pseudo-parenchymatico, apice conico erumpentibus; ascis fasciculatis, oblongo-clavatis vel oblongo-cylindricis, 50-80 μ longis, 13-20 μ latis, sursum attenuatis, apice valde incrassatis, basi breve pedicellatis, octosporis aparaphysatis; sporidiis tristichis, subtristichis vel distichis, oblongo-clavatis, 14-20 × 4-5, rectis, medio uniseptatis, loculo superiore crassiore, hyalinis.

*Hab.* in caulibus emortuis *Lini laevis* (Linaceae), Dobrido, Montenegro. — var. **confinium** Bubàk, l. c., a typo differt ascis 20-26 μ latis, sporidiis 24-28 × 6-7,5. — *Hab.* in caulibus emortuis *Lini laevis*, M. Maglic ad fines Heregovinae.

104. **Sphaerella Loranthi** Sydow, Annales Mycologici XII, 1914, p. 6196 264 (*Mycosphaerella*). — Peritheciis amphigenis, in greges orbiculares 3-5 mm. diam. dense congestis profunde immersis, vertice tantum prominulis, globulosis, 80-120 μ diam., contextu dilute olivaceo parenchymatico ex cellulis 6-9 μ latis composito; ascis fasciculatis, primo ovatis, dein elongatis, saepe saccatis ad apicem valde incrassatis, 60-85 × 18-24, octosporis; paraphysibus genuinis nullis; sporidiis distichis, cylindraceutis, medio septatis et subinde leniter constrictis, utrinque late rotundatis, hyalinis, 24-26 × 7-8.

*Hab.* in foliis *Loranthi Dregei* (Loranthaceae), Nelspruit Transvaal, Africa austr. (P. v. D. BULL).

105. **Sphaerella ditissima** Sydow, Annales Mycologici XII, 1914, p. 6197 55 (*Mycosphaerella*). — Peritheciis maculiformiter aggregatis, mycelio copiose evoluto, in maculis griseis v. griseo-fuscidulis insidentibus, globulosis, 80-110 μ diam., innatis, ostio minuto pro-

minulis, atris, contextu subopaco ex cellulis 7-9  $\mu$  diam. parenchymatice composito; ascis sessilibus, fasciculatis, apapophysatis, saecatis v. fusoides-saccatis, apicem versus angustioribus, 35-50  $\times$  10-12, octosporis; sporidiis di-tristichis, oblongo-fusoides, sed apicibus obtusis, rectis v. leniter inaequilateris, medio 1-septatis, non constrictis, hyalinis v. subhyalinis, 16-19  $\times$  2-3.

*Hab.* in foliis languidis *Lycopodii flexuosi* (Lycopodiaceae), Pauai prov. Benguet, Luzon, Ins. Philipp. (E. B. COPELAND).— A *M. lycopodina* (Karst.) Schr. maculis myceliis et sporidiis medio septatis diversa.

106. **Sphaerella perconferta** Spegaz., Rel. Mycol. trop. etc., in Bol. Ac. 6198  
Nac. Cienc. Cordoba, t. 23., 1919, Extr. p. 108.— Maculis amphigenis repando orbicularibus, 5-30 mm. diam., cinereis, determinatis, areola determinata ferruginea cinctis; peritheciis parenchymate innatis, epiphyllis, epidermide tectis, numerosissimis, constipatis sed non confluentibus, globulosis, 150-180  $\mu$  diam., pertusis; ascis obclavatis, apice obtuse rotundatis, breviter crasseque pedicellatis, octosporis, apapophysatis, 50-60  $\times$  14-15; sporidiis linearibus subfusoides, utrinque acutiusculis, medio 1-septatis non v. vix constrictulis, hyalinis, 18  $\times$  4-5.

*Hab.* in foliis vivis *Drimydis*? (Magnoliaceae), prope Apiahy, Brasiliae, America austr. (J. PUIGGARI).— A *Sph. Drimydis* (Brk.) Sacc. differt peritheciis numerosis confertisque sporidiis majoribus.

107. **Sphaerella Stigmophylli** Rang., Fung. do Bres. in Arch. Mus. Nac. 6199  
Rio Jan. 1917 p. 161 t. VI p. 7-9 (*Mycosphaerella*).— Maculis amphigenis orbicularibus 3-8 mm. diam. testaceis, linea tenui brunnea minute sinuoso-denticulata limitatis; peritheciis praecipue hypophyllis, membranaceis, innatis, globulosis v. subglobosis, glabris, tectis deinde leniter erumpentibus, ostiolo pertusis, vix papillatis, atris, 60-80  $\mu$  diam.; ascis fusoides saepius incurvatis, apice cuneatis incrassatisque, 8-sporis, pedicellatis, apapophysatis, 36-45  $\times$  12-15; sporidiis fusoides, utrinque obtusis, 1-septatis, non v. leniter constrictis in cellulas inaequales divisas, conglobatis, chlorinis, granulosis, 12-16  $\times$  2,5-3,5.

*Hab.* in foliis vivis *Stigmophylli ciliati* (Malpighiaceae), Icarahy pr. Niteroy, Brasiliae.

108. **Sphaerella Pericampyli** Syd., Enum. Philipp. Fungi I, in Philipp. 6200  
Journ. of Sci. VIII (1913) p. 270 (*Mycosphaerella*).— Maculis distinctis, circularibus vel irregularibus, 0,25-1,5 cm. latis, centro demum exaridis, margine elevato purpureo cinctis; peritheciis nu-

merosis in quaque macula, epiphyllis, applanato-globulosis, 60-90  $\mu$  diam., poro circ. 15-25  $\mu$  lato pertusis, atris, contextu subopaco fusco, circa porum obscuriore, indistincte parenchymatico; ascis cylindraceo-clavatis, fasciculatis, aparaphysatis, 35-45  $\times$  9-13; sporidiis distichis, oblongo-fusoideis, rectis vel subrectis, utrinque obtusis, medio septatis, non constrictis, hyalinis, 12-15  $\times$  3-4.

*Hab.* in foliis vivis vel languidis *Pericampylis canini* (Menispermaceæ), Luzon, Prov. Laguna, ins. Philipp.

109. **Sphaerella bolleana** B. B. Higgins, Amer. Journ. of Bot. 7., 1920, 6201 p. 443, cum icon. (*Mycosphaerella*). — Peritheciis plerumque hypophyllis, sparsis semi-immersis, erumpentibus, nigris, 60-105  $\times$  55-95, ostiolo papillato praeditis; ascis e cylindraceis clavatis, brevissime stipitatis aparaphysatis, 35-40  $\times$  11, octosporis; sporidiis hyalinis, clavatis, 17-20  $\times$  3.5-5.5, uniseptatis. — Spermogoniis autumniformatis, hypophyllis, innato-erumpentibus, punctiformibus, nigris, ovatis, 40-90  $\times$  30-70; spermatiiis minutis cylindraceis, 2-3  $\times$  1, hyalinis. — Status conidicus (*Cercospora bolleana* (Th.) Speg.): maculis brunneis v. olivaceo-fuscis, irregularibus, 2-5 mm. lat. interdum subeffusis; hyphis hypophyllis, solitariis aut fasciculatis, apice geniculatis, continuis v. septatis, 50-90  $\times$  5-6; conidiis clavatis v. tereti-fusoideis 32-53  $\times$  6-8, apice obtusioribus, chlorino-olivaceis, 1-5-septatis.

*Hab.* in foliis dejectis, status conidicus in foliis vivis, *Ficaria* (Moraceæ) in Amer. bor.

110. **Sphaerella Musae** Sacc., Notae Myc. XXIII (Accad. Veneto-trent. 6202 1917 p. 67). — Maculis vagis, expallescens, indeterminatis; peritheciis punctiformibus gregariis, globoso-lenticularibus, subcutaneo-erumpentibus, 150-180  $\mu$  diam., ostiolo rotundo 20-25  $\mu$  diam. pertusis; contextu obsolete, anguste celluloso, nigricante; ascis fasciculatis, aparaphysatis deorsum tenuatis, apice obtusulis, 45-50  $\times$  7,5-9, octosporis; sporidiis oblique monostichis v. distichis, fuscoideis, utrinque obtuse tenuatis, 10-12  $\times$  2,3-2,5, hyalinis, 1-septatis, diblastis v. 4-guttulatis, non v. vix constrictis

*Hab.* in caulibus emortuis *Musae coccineae* (Musaceæ), Los Baños, Ins. Philipp. (BAKER).

111. **Sphaerella Bryii** Gonz. Frag., Flor. Hispal. Microm., in Trab. 6203 Mus. Nac. de Cienc. Nat. Madrid, Ser. Bot. n. 10, 1916, p. 78. — Peritheciis numerosis, sparsis vel gregariis, immersis, dein emergentibus, globosis, 50  $\times$  100 diam., brevi papillulatis, poro minuto pertusis, contextu atro-fusco pseudo-parenchymatico; ascis ovoideo-

obelavatis, subsessilibus, 30-35  $\approx$  12-17, apice attenuato-rotundatis parietibus crassis, aparaphysatis, octosporis; sporidiis subdistichis vel conglobatis, ovato-oblongis, 10-12  $\approx$  3,5-4, hyalinis, 1-septatis, loculo uno latiore, altero attenuato, uno alterove rotundatis.

*Hab.* in capsulis emortuis *Bryii capillaris* var. *meridionalis* (Musci), prope Pedroso de la Sierra, Sevilla, Hispania. — *Sphaer. Tortulae* Bubák et Fragoso, proxima sed diversa.

112. **Sphaerella Tortulae** Bub. et Fragoso, Hedwigia, LVII p. 5 (1915). — 6204

Peritheciis sparsis, immersis, dimidio super. erumpentibus, globosis, 60-100  $\mu$  diam., apice initio poro apertis, demum late hiantibus, contextu sursum valde incrassato grosse parenchymatico atro-fusco; ascis ovoideo-obclavatis, 30-35  $\approx$  10, sursum attenuatis apiceque rotundatis, brevissime pedicellatis, 8-sporis, aparaphysatis; sporidiis conglobatis v. tristichis, oblongis, 9-11  $\approx$  3-3,5, medio 1-septatis, non constrictis, loculo super. latiore, hyalinis.

*Hab.* in pedicellis (setis) *Tortulae pulvinatae* (Musci), pr. Villalva de Los Baños, Hispania (CASARES).

113. **Sphaerella vexans** Masee, Bull. Bōt. Garden Kew, 1914, p. 158. — 6205

Peritheciis gregariis, globulosis, minutissimis, subepidermicis, ostiolo vix prominulo ornatis, atris, 60-70  $\mu$  diam.; ascis cylindraceutis, deorsum breviter attenuato-stipitatis, octosporis, aparaphysatis; sporidiis ellipsoideis, utrinque obtuse rotundatis, medio 1-septatis, hyalinis, 8-9  $\approx$  3.

*Hab.* in foliis vivis *Eugeniae caryophyllatae* (Myrtaceae), Zanzibar (F. MC CLELLAN).

114. **Sphaerella Allioniae** Speg., Mycet. Argent. VI, Anal. Mus. Nac. 6206

Buenos Aires XXIII, p. 51 (1912). — Peritheciis sparsis vel hinc inde gregariis, ligno insidentibus, epidermide non vel vix cinerascente tectis, dein, ea secedente, nudatis, subhemisphaericis, 100-120  $\mu$  diam., atris, glabris, minute ostiolo-perforatis, membranaceis, contextu grosse parenchymatico, olivaceo, circa ostiolum subopace atro; ascis ellipsoideo-clavatis, apice obtusissime rotundatis, basi breviter noduloso-pedicellatis, 80  $\approx$  25, aparaphysatis, 6-8 in quoque perithecio; sporidiis distichis, ellipsoideis, utrinque rotundatis, majusculis, valide septato-constrictis, hyalinis, 25-30  $\approx$  12-14, loculis aequilongis eguttulatis.

*Hab.* in caulibus emortuis aridisque *Allioniae incarnatae* (Nyctaginaceae), in alveo Rio Blanco, Potrerillos prope Mendoza, Argentina.

115. **Sphaerella Merrillii** H. S. Yates, Philipp. Journ. Sc. XII (1917) 6207

p. 376 (*Mycosphaerella*). — Maculis definitis, orbicularibus, 1-2 cm. diam., centro pallescentibus, margine luteis; peritheciis numerosis in quaque macula, atris, globosis, minutis, 70-100  $\mu$  diam., immersis, ostiolis epiphyllis, 5-8  $\mu$  latis, pertusis; contextu subopaco, fusco, ex cellulis 4-6  $\mu$  diam. composito; ascis cylindraccis, octosporis, 45-55  $\times$  7-10, aparaphysatis; sporidiis plerumque distichis, oblongis, utrinque rotundatis, ad medium 1-septatis, non constrictis, brunneis, 8-11  $\times$  2,5-3,5.

*Hab.* in foliis *Erythropali* sp. (Olacaceae), pr. Sangiriu, Alabat, Ins. Philipp. (MERRILL).

116. **Sphaerella lagunensis** Sydow, Ann. Mycol. 15., 1917, p. 206 (*Mycosphaerella*) 6208  
 — Perithecia amphigena, in maculis griseole decoloratis exaridis dense gregaria, tecta, 60-80  $\mu$  diam., obscure olivaceo-brunnea vel atro-brunnea, minute parenchymatice contexta, membranacea, poro minuto pertusa; asci fasciculati, subsessiles, plerumque saccati v. irregulares, aparaphysati, 30-40  $\times$  12-15, octosporis; sporae 2-3-stichae, oblongae, medio septatae, non constrictae, hyalinae, utrinque obtusae v. uno fine leniter attenuatae, 16-19  $\times$  4,4,5.

*Hab.* in foliis *Dendrochili* sp. (Orchidaceae), Los Baños Laguna, Ins. Philipp. (C. F. BAKER).

117. **Sphaerella Washingtoniae** Rehm, Ann. Mycol. IX, 1911, p. 364, 6209  
 (*Mycosphaerella*). — Perithecia in maculis fuscidulis gregaria innata, dein emergentia, globulosa atra glabra, vix conspicue papillulata, membranacea, e cellulis permagnis contexta, fuscidula, 0.15 mm. diam.; ascis subfusoides, brevissime pediculatis, saepe subcurvatis, 50-55  $\times$  15, octosporis; sporis oblongo-subclavatis, utrinque obtusis, medio septatis, vix constrictis, utraque cellula biguttulata, hyalinis, 15-18  $\times$  5-6, conglobatis; paraphysibus nullis.

*Hab.* in *Washingtonia brachypoda* (Palmae), Montes circa Claremont Los Angeles, California, U. S. America (BAKER et METZ). — *Sph. tassiana* accedens, ascis sporisque plane divergens.

118. **Sphaerella Palmae** L. E. Miles, Trans. Ill. Ac. of Sc., v. X, 1917, 6210  
 p. 252 (*Mycosphaerella*). — Maculis amphigenis e parvis et ovoideis plus minus elongatis angustisque, pallide brunneis margine angusto obscuriori praeditis; peritheciis amphigenis, parvis, obscuris, aggregato-immersis, 80-90  $\mu$  diam. ostiolatis; ascis aparaphysatis, oblongis v. late clavatis, rectis, 45-50  $\times$  17; sporidiis hyalinis uniseptatis non constrictis fusoides, rectis v. plerumque curvis utrinque acutatis, 30-35  $\times$  4-5.

*Hab.* in foliis *Palmarium*, Guanica in Porto Rico, Amer. Centr.

119. **Sphaerella Macleyae** Shirai et Hara in Bot. Magaz. Tokyo, XXV 6211 (1911) p. 71, tab 2 fig. 13-14 (*Mycosphaerella*). — Peritheciis sparsis, immersis, globosis vel hemisphaericis, apice papillatis, membranaceis, obscure brunneis, 60-110  $\mu$  diam.; ascis cylindraceutis vel oblongis, subpedicellatis, octosporis, 35-45  $\times$  8-10; sporidiis distichis, raro oblique monostichis, fusiformibus, ellipsoideis vel ovatis, 1-septatis, hyalinis, 10-13  $\times$  2-3.

*Hab.* in foliis *Macleyae cordatae* (Papaveraceae), Prov. Musashi, prope Tokyo, Japonia.

120. **Sphaerella insulana** Bubák et Sydow, Ann. Mycol. XIII, 1915, 6212 p. 7 (*Mycosphaerella*). — Peritheciis aequaliter dispersis, applanatis, 180-250  $\mu$  in diam., nigris, parietibus tenuibus, initio subepidermicis, dein papilla brevi, conica erumpentibus, basi fere planis, contextu grosse pseudoparenchymatico, nigro-fusco; ascis late fusiformibus, 35-45  $\times$  8-12 utrinque attenuatis, breviter pedicellatis, rectis, rarius curvulis, aparaphysatis, octosporis; sporidiis distichis, fusoides, 10-12  $\times$  2-2,5 utrinque attenuato-rotundatis, medio uniseptatis, non constrictis, hyalinis.

*Hab.* in caulibus *Rumicis* sp. (Polygonaceae), ad Munkmarsch in insula Sylt, Germania (H. SYDOW).

121. **Sphaerella punctiformis** (Pers.) Starb. — Syll. I p. 476. — var. 6213 **Clematidis** Jaap, « Fungi sel. exsicc. » n. 770, an. 1916; Verh. bot. Ver. Prov. Brandb. 59., 1917, p. 30 (*Mycosphaerella*). — A typo differt praecipue sporidiis majoribus (ascis 35-60  $\times$  5-7, sporidiis 8-12  $\times$  2,5-3,5, bilocularibus plerumque ad septum constrictulis).

*Hab.* in caulibus siccis vetustis *Clematidis Jackmannii* Van Hon. (Ranunculaceae), Triglitz in Prignitz, Germania.

122. **Sphaerella salvatorensis** Jaap, Annal. Mycol. 15., 1917, p. 105 6214 (*Mycosphaerella*). — Peritheciis in greges minutos dense dispositis plerumque in epiphyllis erumpentibus, punctiformibus, minutis, nigris, globulosis, 75-125  $\mu$  diam.; contextu parenchymatico, atrobrunneo; ascis tereti-fusoideis, sessilibus, apice late rotundatis, 45-50  $\times$  5-6, aparaphysatis; sporidiis oblongo-fusoideis, utrinque rotundatis, oblique distichis, aequaliter bilocularibus, 8-12  $\times$  2-3.

*Hab.* in foliis emortuis vetustis *Hellebori viridis* (Ranunculaceae), M. S. Salvatore pr. Lugano, Helvetiae. — Maculae nullae.

123. **Sphaerella Chrysobalani** L. E. Miles, Trans. Ill. Ac. of Sc. X, 1917, 6215

p. 252 (*Mycosphaerella*). — Maculis amphigenis, forma magnitudine irregularibus, plerumque late confluentibus, in epiphyllis albo-cinereo membranaceis; peritheciis epiphyllis, numerosis nigris, erumpentibus, sparsis 100  $\mu$  diam., ostiolatis; ascis aparaphysatis ovatis v. oblongatis 40-50  $\times$  15; sporidiis inordinatis, hyalinis medio uniseptatis non constrictis, fusoideis, utrinque parum acutatis, rectis v. curvis, 24  $\times$  3,5.

*Hab.* in foliis *Chrysobalani* *Lea* *et* *Co* (Rosaceae), Rio Piedras in Porto Rico, Amer. Centr.

124. **Sphaerella crataegicola** Bondarzew et Tranzschel, Journ. « Bole- 6216  
stni Rasteni » VII (1913) p. 49, c. ic. (*Mycosphaerella*). — Peritheciis epiphyllis in greges magnos sat densos saepe confluentes et majorem partem laminae occupantes congestis, globosis, nigris, immersis, 100-180  $\mu$  diam.; ascis elongato-clavatis, saepe medio inflatis, apice incrassatis, basi in pedicellum conspicuum attenuatis, 55-75  $\times$  9-13, aparaphysatis; sporidiis conglomeratis, fere parallelis, elongato-fusiformibus, interdum uno apice attenuatis, rectis vel subcurvulis, uniseptatis, hyalino-viridescens, 30-45  $\times$  3-3,5.

*Hab.* in foliis emortuis *Crataegi sanguinea* (Rosaceae), in prov. Simbirsk, Rossia (DMITRIEV). — Status pycnidicus sistit *Septoria crataegicola* B. et T. — Verisimiliter *Phyllosticta michailovskoensis* Elenk. et Ohl quoque ad hanc speciem pertinet — A *Sph. Crataegi* Fkl. differt peritheciis constanter epiphyllis, ascis angustioribus.

125. **Sphaerella nigerristigma** Higgins, Mycol. Centrbl. IV (1913) p. 6217  
192, c. ic. (*Mycosphaerella*). — Peritheciis amphigenis, gregariis vel sparsis, nigris, immersis, punctiformibus, ovoideis, 90-100  $\times$  45-85, ostiolo papillulato erumpente praeditis; ascis cylindraceis, aparaphysatis, subsessilibus, octosporis, 35-45  $\times$  7; sporidiis fusoideis, interdum subinaequilateris, medio septatis, non constrictis, hyalinis, 16-21  $\times$  2,5-3. — Status pycnidicus sporulis filiformi-flexuosis, continuis vel 1-4-septatis, hyalinis, 35-56  $\times$  2-3. Adest etiam, in autumno, status micropycnidicus phomatoideus.

*Hab.* in foliis dejectis *Prunipennsylvanicae* (Rosaceae), in Georgia, U. S. America.

126. **Sphaerella minoensis** Sydow, Annales Mycologici XI, 1913, p. 6218  
58 (*Mycosphaerella*). — Peritheciis hypophyllis, non maculiculis, sed in greges minutos v. majores (usque 1 cm. v. ultra longos?) densiuscule collectis, immersis, ostiolo minuto tantum prominulis, globosis, 70-95  $\mu$  diam., atris, contextu parenchymatico submembra-

naceo subopaco ex cellulis 5-6  $\mu$  latis composito; ascis cylindraceo-clavatis, fasciculatis, aparaphysatis, apice obtusis, 34-45  $\times$  8-10, octosporis; sporidiis distichis, elongato-fusoideis, utrinque lenissime attenuatis, medio 1-septatis, non constrictis, hyalinis v. hyalino-flavidulis, 17-25  $\times$  2,5-3, loculis aequalibus.

*Hab.* in foliis siccis *Rubi* sp. (Rosaceæ), Kawanyemura pr. Mino, Japoniæ (K. HARA).

127. *Sphaerella maxima* L. E. Miles, Trans. Ill. Ac. of Sc., v. X, 1917, 6219 p. 257 (*Mycosphaerella*). — Maculis amphigenis, irregularibus, pallide salmoneis, numerosis, 3 cm. ultra latis, anguste marginatis; peritheciis epiphyllis subepidermicis, minutis, crebre sparsis, 80-90  $\mu$  cr., ostiolatis, aparaphysatis; ascis oblongis v. supra porum angustatis, 55-60  $\times$  15-17; sporidiis inordinatis, hyalinis anguste oblongis, medio uniseptatis, 28-35  $\times$  3,5-4.

*Hab.* in foliis vivis plantae cujusdam ignotae (*Rubiaceae*?), Maricao in Porto Rico, Amer. Centr.

128. *Sphaerella Horii* K. Hara, *Morb. arbor. fruct. jap.*, 1917, p. 278. — 6220  
Maculis subrotundis, griseis, atro-brunneo marginatis, dein confluentibus; peritheciis epiphyllis sparsis v. gregariis, globosis v. subglobosis, 60-100  $\mu$  diam., epidermide velatis, dein erumpentibus, membranaceis, contexta cellulis 6-8  $\mu$  diam., atro-brunneis; ostiolo papillato; ascis clavatis, cylindraceis v. oblongis, e basi lata sessili sursum tenuatis, apice rotundatis, stipitatis, 8-sporis, 30-40  $\times$  7-10; sporidiis biserialis, ovato-oblongis, medio 1-septatis, hyalinis, 9-12,5  $\times$  2,5-3.

*Hab.* in foliis *Citri nobilis* (Rutaceæ), Prov. Totomi Hamana, Japonia (K. SHIMIZU).

129. *Sphaerella lageniformis* Rehm, *Ann. Mycol.* XI, 1913, p. 155 (*Mycosphaerella*). — 6221  
Peritheciis in plaga utraque folii latis, longitudinaliter nervum medialem amplectente et ambiente, plane, exsiccatis, flavide albescens, flave rubidulis, curvato-marginatis gregarie innatis, imprimis paginae inferiori, globulosis, nigris, parenchymatice fusce contextis, glabris, poro minutissimo perspicue pertusis, 0,1 mm. diam.; ascis lageniformibus, basi lata sessilibus, versus apicem cylindraceo-elongatis, 50-60  $\mu$  long. subtus 20  $\mu$  ad apicem 10  $\mu$  latis, octosporis; sporis subclavatis, utrinque rotundatis, medio septatis, non constrictis, utraque cellula 1-guttata, hyalinis, 20  $\times$  7, in inferiore ascis parte distichis; paraphysibus nullis.

*Hab.* ad folia *Citri Aurantii* culti (Rutaceæ), Corona S. California, Amer. bor. (METZ).

130. **Sphaerella populnea** Sacc., Ann. Myc. XIII, 1915, p. 113. — Ma- 6222  
culis subcircularibus 3-4 mm. diam., in epiphylo sordide albis atromarginatis, in hypophyllo ochraceis immarginatis; peritheciis lenticularibus, hypophyllis, pareis, nigricantibus, poro pertusis, 90-100  $\mu$  diam.; ascis aparaphysatis tereti-clavulatis, subsessilibus, 40  $\approx$  7-8, octosporis; sporidiis distichis anguste fuscoideis, utrinque acutis, 1-septatis, non constrictis, 11-12  $\approx$  2, subrectis.  
*Hab.* in foliis languidis *Populi balsamiferae* (Salicaceae), Tupper Lake N. Y., America bor., socia *Septoria populifolia* Peck, probabiliter statum pyenicium sistens (HOUSE). — A ceteris speciebus populicolis satis distincta.
131. **Sphaerella Salicis** Bubák et Vleugel, in J. Vleugel, Svensk Bot. 6223  
Tidskr. 11., 1917, p. 310, fig. 2 (*Mycosphaerella*). — Maenlis dispersis vel laxe gregariis, amphigenis, supra distinctioribus, fusco-nigris, irregularibus, angulatis, 1-2 mm. latis, interdum confluentibus. Peritheciis densissime gregariis, immersis, epidermide tectis, globosis, 90-130  $\mu$  in diam., collo brevi, crasso erumpentibus, parietibus crassissimis, contextu nigro-fusco, grosse celluloso, pseudoparenchymatico. Ascis fasciculatis, clavatis, 52-78  $\approx$  13-18, tunica crassiuscula, apice late rotundatis, ibidem incrassatis, basi breve stipitatis, hyalinis, aparaphysatis, octosporis. Sporidiis tristichis, clavatis, 18-30  $\approx$  5, apice late rotundatis, basim versus attenuatis, hyalinis, guttulatis.  
*Hab.* in foliis emortuis anni praeteriti *Salicis nigricantis* (Salicaceae), Lulea provinciae Vesterbotten Sueciae (J. VLEUGEL).
132. **Sphaerella Reyesi** Sydow, Annales Mycologici XII, 1914, p. 200 6224  
(*Mycosphaerella*). — Maculis definitis nullis, sed toto folio pallescente; peritheciis amphigenis, plus minus dense sparsis et plerumque totum folium occupantibus, immersis, globosis, 100-140  $\mu$  diam., atris, contextu atro-olivaceo parenchymatico ex cellulis 7-9  $\mu$  diam. composito; ascis fasciculatis, aparaphysatis, clavato-cylindraceis sessilibus, 59-60  $\approx$  10-14, octosporis; sporidiis plerumque distichis, ovato-oblongis, circa medium 1-septatis et leniter constrictis, utrinque rotundatis, 10-13  $\approx$  5-6, hyalinis, loculo supero maiore.  
*Hab.* in foliis languidis v. submortuis *Sapindi saponariae* (Sapindaceae), Los Baños prov. Laguna, ins. Philippin. (S. A. REYES).
133. **Sphaerella aurea** Stone, Phytopathol. VI (1916) p. 425 fig. 2 (*My-* 6225  
*cosphaerella*). — Peritheciis amphigenis, erumpentibus, gregariis.

sphaeroideis, atris, ostiolo breviter papillato, pertuso; ascis brevissime stipitatis, subelavatis vel cylindraceutis, 50-75  $\times$  12-14, sporidiis distichis, hyalinis, fusoides, curvatis, utrinque acutis, 18-24  $\times$  3-4, ad septum non constrictis. Status pyrenidiens *Septorium aurca* E. et E.

*Hab.* in foliis emortuis *Ribis aurei* (Saxifragaceae), Ontario, Amer. bor.

134. *Sphaerella pachyasca* Rostr. — Syll. IX p. 613 — var. *ribicola* 6226

Gonz. Fragoso, Bol. R. Soc. Españ. Hist. Nat. t. 18., 1918, p. 368. — Peritheciis gregariis v. sparsis epidermide innatis, ex hyphis radiantibus, ramosis, fusciscentibus, globoso-applanatis, minutis, usque 175  $\mu$  diam., atro-brunneis, membranaceis, poro regulariter pertusis; ascis ovoideo-oblongatis, inaequilateralibus, aparaphysatis, plerumque 50  $\times$  15, raro majoribus, 60  $\times$  18, apice incrassatis; sporidiis distichis, subhyalinis, conoideo-ovoideis, 15-17  $\times$  2,5-5,5, loculis biguttulatis. — *Hab.* in ramulis emortuis *Ribis Uvae-ursi* sp. a. (Saxifragaceae), prope S. Rafael Segovia, Hispania (C. BOLIVAR). — Var. *alpinae* Ferr. proxima.

135. *Sphaerelia trichophila* Karst. — Syll. I p. 515. — Var. *Saxifragae* 6227

Dearn., Mycologia, IX, 1917, p. 346. — Ascis 45-62  $\times$  15-16; sporidiis 15-18  $\times$  5-6.

*Hab.* in foliis (?) *Saxifragae Nelsonianae* (Saxifragaceae), Camden Bay N. Alaska, Amer. bor. (T. JOHANSEN).

136. *Sphaerella exigua* Sydow, Annales Mycologici XI, 1913, p. 58 6228

(*Mycosphaerella*). — Peritheciis subgregariis v. densiuscule sparsis, hypophyllis, subinde etiam epiphyllis, non maculiculis, immersis, dein parte superiore erumpentibus, globulosis, minutissimis, 45-65  $\mu$  diam., membranaceis, atris, contextu fusco-brunneo, ostiolo obsoleto; ascis fasciculatis, aparaphysatis, cylindraceuto-clavatis, apice obtusis, 22-32  $\times$  5, octosporis; sporidiis oblique monostichis v. saepius distichis, oblongo-fusoides, medio 1-septatis, non constrictis, hyalinis, 4-5,5  $\times$  1,5-1,75.

*Hab.* in foliis emortuis *Schizophragmae hydrangeoidis* (Saxifragaceae), Kawanye-mura, prov. Mino, Japoniae (K. HARA).

137. *Sphaerella Paulowniae* Shirai et Hara, Bot. Magaz. Tokyo, XXV 6229

(1911) p. 70, tab. 2 fig. 6-8 (*Mycosphaerella*). — Maculis initio minutis, circularibus, obscure brunneis, demum confluentibus latioribus; peritheciis sparsis, immersis, globosis vel hemisphaericis, ostiolo papillato praeditis, membranaceis, obscure brunneis, 80-120  $\mu$

altis, 70-120  $\mu$  latis; ascis ex ovoideo-cylindraccis, rectis vel curvatis, octosporis, 40-60  $\times$  10-12; sporidiis plerumque distichis, interdum oblique monostichis, ellipsoideis vel fusiformibus, 1-septatis, ad septum constrictis, biguttulatis, hyalinis, 10-13  $\times$  5-6.

*Hab.* in foliis *Paulowniae tomentosae* (Scrophulariaceae), Prov. Musashi et Mino in Japonia (K. HARA).

138. **Sphaerella tardiva** Syd., Ann. Mycol. 14., 1916, p. 245; Myc. Germ. 1337 (*Mycosphaerella*). — Peritheciis hypophyllis, maculis brunneolis 3-8 mm. diam. plus minus distinctis insidentibus, gregariis, globoso conicis, vertice epidermidem perforantibus, 55-80  $\mu$  diam., poro rotundo 10-15  $\mu$  lato pertusis, ex cellulis minutis 4-5  $\mu$  diam. obscure olivaceo-brunneis subopacis parenchymatice compositis; ascis fasciculatis, clavatis vel subsaccatis, sessilibus, apophysatis, 30-40  $\times$  9-11, octosporis; sporidiis plerumque distichis, rarius (in ascis saccatis) tristichis, oblongis obtusis, medio septatis, non constrictis, hyalinis, 10  $\times$  2.2,5. 6230

*Hab.* in foliis emortuis *Scrophulariae nodosae* (Scrophulariaceae), pr. Tamsel, Germania (P. VOGEL).

139. **Sphaerella montana** Naoumoff, Bull. Soc. Oural. Amis Sc. Nat. XXXV (1915) p. 21 extr., tab. 1 fig. 5 (*Mycosphaerella*). — Maculis nullis; peritheciis immersis, ostiolo erumpentibus, globosis vel vix depressis, nigris, 130  $\mu$  diam.; ascis fasciculatis, cylindraceo-fusoides, apice non incrassatis, rectis v. curvulis, 36-41  $\times$  7,3; sporidiis oblique monostichis, subfusoides, medio septatis, vix constrictis, hyalinis, 9-11,6  $\times$  2,9-3,6. 6231

*Hab.* in fructibus *Veronicae Chamaedrys* (Scrophulariaceae), Gub. Perm, Ural, in Rossia.

140. **Sphaerella Atropae** Syd., Ann. Mycol. 14., 1916, p. 245; Myc. Germ. n. 1335 (*Mycosphaerella*). — Peritheciis dense gregariis, in partibus matricis griseae decoloratis insidentibus, globoso conoideis, superiore parte erumpentibus, 90-120  $\mu$  diam. poro ea. 12-18  $\mu$  lato, contextu parenchymatico ex cellulis 7-9  $\mu$  diam. composito; ascis fasciculatis, apophysatis, sessilibus, cylindraccis, 38-45  $\times$  7-9, octosporis; sporis oblongis, medio septatis non constrictis, utrinque rotundatis, hyalinis, distichis, 10-11  $\times$  1,5-2,5, loculis vel aequalibus vel saepius uno quam alterum latiore. 6232

*Hab.* in caulibus emortuis *Atropae Belladonnae* (Solanaceae), pr. Saarbrücken Germaniae (A. LUDWIG).

141. **Sphaerella dubia** L. E. Miles, Trans. Ill. Ac. of Sc., v. X, 1917, p. 250 (*Mycosphaerella*). — Maculis amphigenis, numerosis, rotunda- 6233

tis v. subirregularibus usque 2-3 cm. diam., saepe confluentibus, aridis pallide brunneis, marginè colore obscure brunneo indefinito circumdatis; peritheciis epiphyllis erumpentibus, sparsis, minutis, 45-60  $\mu$ , ostiolatis, ostiolo 10-12  $\mu$  diam., apophysatis; ascis ovoideis, curvatis, 24-27  $\times$  10; sporidiis inordinatis, hyalinis, uniseptatis non constrictis, rectis, fusoides, 10  $\times$  3-3,5.

*Hab.* in foliis vivis *Solanum* sp. (?) (Solanaceae), Maricao in Porto Rico, Amer. Centr. — Ab aliis speciebus in Solanaceis viventibus pluribus notis diversa.

142. **Sphaerella Euryae** Theiss., Ann. Mycol. 16., 1918, p. 187 (*Mycosphaerella*). — Maculis pallide griseis nigro-marginatis, utrinque visibilibus 3-10  $\mu$  mm. latis; peritheciis immersis, globosis, 100-120  $\mu$  diam., brunneo-parenchymaticis, ostiolo distincto nullo, plerumque in hypophyllo punctiformi aperientibus; ascis cylindraceo clavatis, rosulatis, mucro fibrilloso obvolutis, octosporis; sporidiis hyalinis elongato-angustatis, clavulatis, loculo sup. 3,5  $\mu$  lato inferiori 2,5-3  $\mu$  parum supra medium septatis, 18-21  $\mu$  long. 6234

*Hab.* in foliis *Eurya chinensis* (Theaceae), Tokyo, Japonia (SHIRAI). — Socio adest *Aulographa Euryae* Syd.

143. **Sphaerella Ikedai** K. Hara, Tea Journal (« Chagyôkwaï »), 14., 1919, p. 10, cum tab. — Tanaka, Mycologia 12., 1920, p. 331 (*Mycosphaerella*). — Peritheciis amphigenis v. plerumque hypophyllis, gregariis v. sparsis, immersis, globosis v. globoso-depressis, 50-80  $\mu$  diam., apice papillato-ostiolatis et ostiolo 10-12  $\mu$  lato, parietibus parenchymaticis donatis e cellulis polygoniis circ. 5-8  $\mu$  diam. efformatis, carbonaceis; ascis obovatis v. oblongis apice rotundatis basi pedicellatis v. sessilibus, octosporis, 40-45  $\times$  8-12; sporidiis tristicis v. irregulariter pluriseriatis, oblongo-ovoideis v. cylindratis, uniseptato-constrictis, localis inaequalibus, superiore brevior et latiore, primum granulosis, hyalinis, 13,2-16  $\times$  5,5. 6235

*Hab.* in foliis emortuis *Thea sinensis* (Theaceae), Shidzuka-ker Inasa-gun Idaira-mura, Japonia (K. HARA). — A *Sph. Theae* K. Hara. characteribus ascorum sporidiorumque diversa.

144. **Sphaerella Theae** K. Hara, Tea Journal (« Chagyôkwaï »), 14., 1919, p. 9, cum tab. — Tanaka, Mycologia 12., 1920 p. 330 (*Mycosphaerella*). — Maculis orbicularibus v. irregulariter rotundatis, 3-4 mm. diam. demum confluentibus damnosis, primum obscure brunneis demum cinereis; peritheciis epiphyllis immersis late ostiolato-erumpentibus, gregariis, minute punctiformibus nigris, globosis v. depresso globosis, 50-150  $\mu$  diam.; parietibus carbonaceo-

membranaceis subparenchymaticis, obscuris, e cellulis polygoniis 3-8  $\mu$  diam. efformatis; ostiolo papillato v. subverruciformi 10-13  $\mu$  lato; ascis caespitosis cylindraceo-clavatis v. oblongo-ovoideis apice rotundatis basi pedicellatis, octosporis, 30-42  $\times$  6-8; sporidiis distichis oblongo-ovoideis v. cylindraceis utrinque obtusis uniseptatis non constrictis, localis inaequalibus, superiore parum brevior et latiore inferiore longiore et angustiore, primum guttulatis dein homogeneis, hyalinis, 10-13  $\times$  2-2.5.

*Hab.* parasiticum in foliis *Theae sinensis* (Theaceae), Gifu-ken Ena-gun Kawaue-mura, Japonia (K. HARA).

145. **Sphaerella Gnidii** Maire, Bull. Soc. H. N. de l'Afr. du Nord, 1917, 6237 p. 167. — Peritheciis amphigenis, minutis, 80-110  $\mu$  diam., globosis, atris, folio toto v. partim arido immersis, laxinseculis gregariis, poro minuto pertusis; ascis subclavatis v. fusoides, 35-40  $\times$  6-7; sporidiis octonis, distichis, obovato-oblongis, medio 1-septatis constrictulis, utrinque obtusis, hyalinis, levibus, pauciguttulatis, utrinque obtusis, 10,5-12,5  $\times$  3-5, loculo super. quam inferiore paullo majore.

*Hab.* in foliis *Daphnes Gnidii* (Thymelaeaceae), in Mauretania pr. Alger, Afr. bor.

146. **Sphaerella Columbiae** Syd., Ann. Mycol. 14., 1916, p. 361 (*Mycosphaerella*). — Maculis praecipue in epiphyllis conspicuis, sparsis, orbicularibus vel suborbicularibus, minutis, 1-5 mm. diam., albis, linea angusta atra marginatis, non confluentibus; peritheciis laxe gregariis, epiphyllis, profunde immersis, applanato-globosis, atris, poro rotundo pertusis, 100-130  $\mu$  diam., contextu flavo-brunneo indistincte parenchymatico; ascis aparaphysatis, contextu flavo-brunneo indistincte parenchymatico; ascis aparaphysatis, fasciculatis; cylindraceis, ad basim saepe latioribus, superne incrassatis, 45-55  $\times$  9-10, octosporis, sessilibus; sporis oblongo-clavulatis, plerumque ad apicem rotundatis et basim versus attenuatis, medio vel circa medium 1-septatis, non constrictis, hyalinis, 12-16  $\times$  3,5-4.

*Hab.* in foliis languidis *Columbiae serratifoliae* (Tiliaceae), Los Baños, prov. Laguna, ins. Philipp. (C. F. BAKER).

147. **Sphaerella Tiliae** Naoumow, Bull. f. Angew. Bot. VI, 1913, p. 6239 201, tav. 78 fig. 1-2 (*Mycosphaerella*). — Maculis paucis, orbicularibus angulosis v. irregularibus, atro-fuscis, medio pallidioribus, 2-4 mm. diam.; peritheciis nigris, punctiformibus poro pertusis, minimis, globosis, 60  $\times$  90; contextu parenchymatico; ascis cylindraceis v. oblongis raro curvatis, brevissime pedicellatis 8-sporis,

45-70  $\approx$  15; sporidiis subdistichis, uniseptatis, uno apice leniter tenuatis, medio constrictis, hyalinis, 15  $\approx$  6.

*Hab.* in foliis vivis *Tiliae* (Tiliaceae), distr. Tula, Rossia.

148. **Sphaerella Acanthopanax** Sydow, *Annales Mycologici* XI, 1913, 6240

p. 59 (*Mycosphaerella*). — Peritheciis hypophyllis, non maculicolis, per totam folii superficiem aequaliter densiusculeque sparsis, globulosis, 65-100  $\mu$  diam., atris, vertice prominulis, contextu parenchymatice membranaceo, brunneo, ex cellulis 6-10  $\mu$  diam. composito; ascis fasciculatis, aparaphysatis, cylindraceo-clavatis, apice obtusis, 30-40  $\approx$  6.5-8, octosporis; sporidiis distichis, oblongis, utrinque obtusis, medio 1-septatis, non constrictis, hyalinis, 13-18  $\approx$  2,5.

*Hab.* in foliis emortuis *Acanthopanax ricinifolii* (Umbelliferae), Kawaue mura, prov. Mino, Japoniae (K. HARA).

149. **Sphaerella Angelicae** Woronich., *Monit. Jard. Bot. Tiflis* XXVIII 6241

(1913) p. 17 (*Mycosphaerella*). — Maculis griseis, magnis, secus longitudinem caulium extensis; peritheciis globosis, 180-200  $\mu$  diam., dense gregariis; ascis cylindraceis, apice rotundatis, brevissime stipitatis, aparaphysatis, 45-60  $\approx$  9; sporidiis fusoides, 1-septatis, hyalinis, 14-16  $\approx$  3,5.

*Hab.* in caulibus siccis *Angelicae silvestris* (Umbelliferae), Abchasia in Caucaso (WORONOW).

150. **Sphaerella eryngina** Gz. Fragoso, *Bol. R. Soc. Españ. Hist. Nat.* 6242

t. 18., 1918, p. 366. — Peritheciis numerosis, amphigenis, primum tectis, demum erumpentibus, in maculas griseas insidentibus, inter nervos dense gregariis, nigris, globosis, ostiolo papillato, contextu pseudo-parenchymatico, ostiolo regulariter pertuso; ascis oblongo-clavatis, plerumque 60  $\approx$  17, parietibus crassiusculis, apice incrassatis, aparaphysatis; sporidiis distichis vel subdistichis, hyalinis, oblongo-ovoideis, utrinque rotundatis, usque 27  $\approx$  7, 1-septatis, loculis inaequalibus, infero angustiore, saepe 2-guttulatis.

*Hab.* in foliis emortuis *Eryngii campestris* (Umbelliferae), prope Rivas de Jarama, Madrid, Hispania (C. VICIOSO). — A *Sph. Eryngii* (Fr.) Uke et *Sph. eryngicola* Spieg. diversa.

151. **Sphaerella Hydrocotyles-asiaticae** Patouillard, *Bull. Soc. Myc.* 6243

de Fr. XXXIV, 1918, p. 90. — Maculis amphigenis, rubris, orbicularibus, 6-8 mm. diam.; peritheciis hypophyllis, numerosis, gregariis, sphaeroideis, nigris, infra immersis, apice papillato-ostiolatis, ostiolo circ. 50  $\mu$  lato; ascis sessilibus oblongo-clavatis, aparaphysatis, 30-40  $\approx$  10-12, octosporis, distichis v. inordinatis; sporidiis hyalinis, ellipsoideis, rectis, bilocularibus, non constrictis, 9-12  $\approx$  3-4.

*Hab.* in foliis languidis *Hydrocotyles asiaticae* (Umbelliferae), in Ins. Madagascar (VIGUIER).

152. **Sphaerella Zelkowae** Sydow et Hara, in Sydow, *Annales Mycologici* XI, 1913, p. 60 (*Mycosphaerella*). — Peritheciis hypophyllis, non maculicolis, densiuscule sparsis plerumque totam folii superficiem obtegentibus globosis, 65-85  $\mu$  diam., immersis, ostiolo minuto erumpentibus atris, contextu membranaceo parenchymatico-fusco ex cellulis 6-7  $\mu$  diam. composito; ascis fasciculatis, apophysatis, clavato-cylindræcis, apice obtusis, 30-45  $\times$  9-11, octosporis; sporidiis subfusiformibus, rectis v. leniter curvulis, utrinque obtusis, medio 1-septatis, non constrictis, hyalinis, 13-16  $\times$  3.

*Hab.* in foliis emortuis *Zelkowae acuminatae* (Ulmaceae), Kawaue-mura prov. Mino, Japoniae (K. HARA).

153. **Sphaerella radiata** N. Ranóievich, *Ann. Univ. Grenoble*, livr. 3., 1918, p. 371, fig. 1; *Bull. Soc. Myc. de Fr.* XXXV, 1919, p. 15, fig. 1. — Peritheciis subepidermicis, in mycelio maculiformi-radioso, fuligineo, insidentibus, dense gregariis, maculis 1-3 mm. diam., confluentibus, caulem cinerascens, demum nigrescens obtegentibus, subglobosis, 61-98  $\mu$  diam., ostiolo papilliformi 16-22  $\mu$  diam. praeditis, contextu fuligineo-brunneo; ascis fasciculatis, ovoideo-elongatis, inaequilateralibus, rectis, curvulis, sessilibus, raro breve stipitatis, octosporis, 28-48  $\times$  11-17; sporidiis conglomeratis, oblongis, leniter oblongo-clavulatis, utrinque rotundatis, medio 1-septatis, non constrictis, 11-16  $\times$  3,5-5,5, hyalinis; paraphysibus nullis.

*Hab.* in caulibus siccis *Centranthi angustifolii* (Valerianaceae), prope Ubaye ad Jansiers, Basses Alpes, Gallia.

154. **Sphaerella Galatea** Sacc. — *Syll.* I p. 520. — var. **Centranthi** Gonz. Frag., *Mem. R. Soc. Españ. Hist. Nat.* t. 11., 1919, 3., p. 86. — A typo differt peritheciis usque 125  $\mu$  cr.; ascis amplioribus usque 36  $\times$  14; sporidiis irregulariter distichis vel subtristichis, loculis saepe guttatis.

*Hab.* in caulibus siccis *Centranthi angustifolii* DC., var. *longicalcarati* Pau (Valerianaceae), in Montsant, Tarragona, Hispania nord-or. 800 mts. alt (FONT QUER).

155. **Sphaerella lindaviana** Staritz, *Verh. Bot. Ver. Brandeb.* LV (1913) p. 74 (*Mycosphaerella*). — Peritheciis minutis, globosis, gregariis, atris, ostiolatis, mox epidermidem perforantibus et demum epidermide elapsa, liberis; ascis cylindræcis-clavatis, 45-53  $\times$  6-7; sporidiis in ascis parte superiore irregulariter distichis, saepe curvulis et inaequilateris, fusoidis, utrinque acutiusculis, medio septatis

et leniter constrictis, dimidia parte supera parum latiore, 9-12  $\approx$  4-5.

*Hab.* in caulibus *Valerianella eolitoriae* (Valerianaceae), Anhalt, Germania.

156. **Sphaerella oculata** Syd., Ann. Mycol. XI, 1913, p. 403 (*Mycosphaerella*). — Maculis distinctissimis et peculiaribus, saepe quasi ocularibus, centro minuto 2-5 mm. lato, niveis, zona dilute sed sordide ochracea saepe interrupta et tunc ex maculis alteris constante cinctis; peritheciis epiphyllis, densiuscule sparsis minutis, 70-90  $\mu$  diam., obscure brunneis, contextu fuscidulo minute parenchymatico; ascis fasciculatis, sessilibus, apapophysatis, apice rotundatis, clavatis, 40-55  $\approx$  9-10, octosporis; sporidiis distichis, fusoides, rectis vel leniter inaequilateris, medio 1-septatis, non constrictis, hyalinis, 16-20  $\approx$  3-4. 6248

*Hab.* in foliis vivis *Premnae odoratae* (Verbenaceae), Los Baños, ins. Philippinensium (S. A. REYES).

157. **Sphaerella Violae** A. Potebnia, Micromyc., Charkow, in Trav. Soc. Natur. Univ. Imper. Charkow, t. 43., 1909, p. 216, cum icone. 6249  
(*Mycosphaerella*) (descriptio rossica). — Peritheciis subimmersis papilla parva prominulis, 150-170  $\mu$  cr.; ascis 60-85  $\approx$  18-20; sporis 21  $\approx$  5-6, cylindraceis, septo infra medio posito.

*Hab.* in foliis *Violae hirtae* (Violaceae) jam infestis a *Ramularia lactea*, *Cercospora Violae*, nec non *Septoria Violae* quae status conid. verisimiliter sistit.

158. **Sphaerella Zingiberi** Shirai et Hara, Bot. Magaz. Tokyo, XXV (1911) p. 70, tab. 2 fig. 9-12 (*Mycosphaerella*). — Peritheciis in maculis latis, irregularibus, luteo-brunneis, sparsis, immersis, globosis vel hemisphaericis, subepidermicis, membranaceis, apice papillulatis vel non, obscure brunneis, 60-80, raro usque ad 120  $\mu$  diam.; ascis numerosis, clavatis vel ovatis, rectis vel curvatis, octosporis, 50-75  $\approx$  10-16; sporidiis 1-vel 2-stichis, fusiformibus vel ellipsoideis, medio septatis, ad septum constrictis, hyalinis, 13-16  $\approx$  4-5. — Pycnidiiis sparsis, immersis, globosis vel semiglobosis, membranaceis, obscure brunneis, ostiolo papillato praeditis, 50-80  $\mu$  diam.; sporulis ellipsoideis, oblongis vel cylindraceis, hyalinis, 5-6  $\approx$  2; sporophoris brevissimis vel obsoletis. 6250

*Hab.* in foliis *Zingiberis Miogaë* (Zingiberaceae), Prov. Shimotsuke, Japonia.

**MYCOSPHAERELLA** Johans. em. Sacc. — Syll. IX p. 659; *Rehmiellopsis* Bub. et Kab.; *Diplosphaerella* Grove, Journ. of Bot. 1912, p. 91. —

Unfr. etiam v. Höhnelt in Ann. Myc. XVI, 1918, p. 65.

1. **Mycosphaerella bohémica** (Bub. et Kab.) Sacc., *Rehmiellopsis boh.* 6251  
Bub. et Kab., Syll. XVII p. 148. — Syn. *Rehmiellopsis Abietis* (Rostr.)  
Rostr., Dansk. Bot. Arkiv, II, 1916, quae anterior (*Sphaerella A-*  
*bietis* Rostr.).

2. **Mycosphaerella conigena** (Bub.) Sacc., *Rehmiellopsis conigena* Bu- 6252  
bæk, Ann. Mycol. XII, 1914, p. 206. — Peritheciis in apophysibus  
gregariis, sclerotioideis, immersis, tectis, globosis, basi applanatulis,  
apice conice protracto emergentibus, ibidemque postea apertis, 200-  
250  $\mu$  diam., nigris, parietibus crassis, contextu pseudoparenchy-  
matico, extus nigro, intus hyalino; ascis cylindraccis, in aqua non  
intumescens, 90-120  $\mu$  long. 11-13  $\mu$  latis, rectis v. arcuatis,  
apice rotundatis, non v. parum incrassatis, basi breve pedicellatis,  
16-sporis, apapophysatis; sporidiis subdistichis, ovoideo-fusoideis,  
9-11  $\approx$  3,5-4, rectis, hyalinis, uniseptatis, parum constrictis, dimidio  
superiore majore, apice late rotundato, dimidio inferiore conice at-  
tenuato.

*Hab.* in squamis conorum *Pini halepensis* et *P. Pinea* (Coniferae), Arco, Tirolia, Austria inf. (E. DIETRICH-KALKHOFF).

3. **Mycosphaerella andicola** Speg., Mycet. Argent. VI, Anal. Mus. Nac. 6253  
Buenos Aires, XXIII p. 52 (1912). — Matrice cortice orbata, tota  
sordide cinerascens; peritheciis sparsis vel plus minusve grega-  
riis, superficialibus, subglobosis, minimis, 75-80  $\mu$  diam., coriacellis,  
glabris, atris, non vel vix umbonato-ostiolatis, contextu indistincto;  
ascis ellipsoideis, utrinque attenuatis, brevissime pedicellatis, 40  
 $\approx$  15, apapophysatis. 24-sporis; sporidiis conglobatis, ellipsoideis,  
utrinque subacutiuscule rotundatis, 6-7  $\approx$  3, medio septatis, non  
constrictis, hyalinis, senescendo fumosis.

*Hab.* in ramulis aridis dejectis *Lycii longiflori* (Solana-  
ceae), in praeruptis andinis, Potrerillos prope Mendoza, Argentina.

**PHARCIDIA** Korb. — Syll. I p. 571, IX p. 676, XI p. 303, XIV p. 537,  
XVI p. 484, XVII p. 646.

1. **Pharcidia Pelvetiae** Sutherland, New Phytologist XIV (1915), nn. 6254  
2-3, p. 39 fig. III, 1-3. — Mycelio crasso, brunneo, saepe superfi-  
cialiter submembranaceo; peritheciis minutis, 45-55, sphaeroideis  
ostiole prominentibus, primum immersis demum superficialibus, con-  
textu brunneo coriaceo praeditis; ascis minutis, cylindraccis, apice  
breviter rotundato-incrassatis, 30-35  $\approx$  10-14, octosporis; paraphy-

sibus nullis; sporis hyalinis, primum bi-demum quadrilocularibus, rotundatis, mucō indutis, finaliter disruptentibus, 12-15  $\approx$  3-4,5.

*Hab.* parasitica in *Pelvetia* (Alge) ad litora Britanniae.

2. *Pharcidia caicariae* (Flagey) Vouaux, Bull. Soc. Mycol. Fr., 1912, p. 252. *Arthopyrenia calc.* Flagey, Sich. Alg. p. 113. — Peritheciis arcte congregatis et plagulas nigras 1-4 mm. vel usque ad 10 mm. diam. efformantibus, immersis apice  $\frac{1}{4}$ - $\frac{1}{3}$  prominentibus, nigris, sphaeroideis, ostiolo parum depresso, 185-350  $\mu$  diam.; contextu crasso, obscure brunneo pseudoparenchymatico e cellulis polygoniis aegre visibilibus 5-9  $\mu$  diam. efformato; ascis stricte clavatis, basi quandoque parum inflatis, pedicello distincto sed brevi praeditis, apice late rotundatis, tunica apice fortiter incrassata, octosporis, 70-90  $\approx$  14-18; paraphysibus non visis; sporidiis distichis, oblongis, hyalinis, mniseptatis, loculo inferiore apice parum angustiori, 2-4 guttulis, 18-23  $\approx$  5-7.

*Hab.* in thallo *Aspicilliae calcareae* (Lichenes), Azeba Costantina, Algeria (FLAGEY). — f. *minor* Vouaux, l. c. p. 253. — A typo differt peritheciis minus numerosis (2-6), minoribus, 110-150  $\mu$  diam.; ascis 74-92  $\approx$  12-14; sporidiis quandoque inaequilateris, curvulis, multiguttulatis, 20-22  $\approx$  12-14. — *Hab.* in thallo *Aspicilliae calcareae* Nant Ardeche, Gallia (FR. MARC). — f. *macrospora* Vouaux, l. c. p. 253. — A typo differt sporidiis 20-32  $\approx$  6-8, quandoque curvulis et ad septum constrictulis. — *Hab.* in thallo *Aspicilliae calc.*, Azeba Costantina, Algeria (FLAGEY).

3. *Pharcidia Lichenum* Arn. — Sacc., Syll. IX p. 677 — var. *verruculosa* Rehm, Ann. Mycol. XI, 1913, p. 150. — Peritheciis gregariis, superficialibus, globulosis, poro minutissimo perspicuo pertusis, membranaceae fuscae contextis, verruculosis, 0,07-0,1 mm. subfuscis; ascis primitus ventricosis, sessilibus, dein clavatis, 45-50  $\approx$  12, octosporis; sporis subclavatis, cellula superiore latiore, utrinque attenuatis, medio subconstrictis, utraque cellula biguttata, hyalinis, ca. 12  $\approx$  3,5, 1-2-stichis, paraphysibus nullis.

*Hab.* in thallo *Bilimbiae alienus* terrincolae (Lichenes), in silva prope Sugenheim, Franconiae mediae (REHM).

4. *Pharcidia minima* (Stein) Vouaux, Bull. Soc. Mycol. Fr. 1912, p. 244. *Cercidospora minima* Stein Novak, Flecht. d. Umgeb. v. Deutsch, p. 56. — Peritheciis minutissimis, lente tantum visibilibus, nigris, nitidis, ostiolo tenuissimo, contextu brunneo-nigro, ascis plerumque clavatis, octosporis; paraphysibus mox evanidis; sporis elongato-

ellipsoideis, loculo inferiori quandoque minori, uniseptatis, 20-25  $\approx$  8-10.

*Hab.* in thallo *Gyalactae Steini* (Lichenes), Novak, Bohemia (NOVAK). — *Ph. allougenae* et *Ph. innatulae* proxima.

5. **Pharcidia Peltideae** Wainio, Lich. Cauc. et Pen. Taqr. p. 342; Vouaux, Bull. Soc. Mycol. Fr. 1912, p. 255. — Peritheciis numerosis, 6258

subimmersis, brunneis, apice crassioribus et brunneo-fuliginosis, integris, globulosis, circ. 65  $\mu$  diam.; ascis ovoideo-ventricosis v. variabilibus, circ. 40  $\approx$  13, octosporis; paraphysibus nullis; sporidiis ovoideo-oblongis v. oblongis, rectis, hyalinis, uniseptato-constrictulis, quandoque loculo uno altero angustiore, 10-12  $\approx$  3,5.

*Hab.* in thallo *Peltigerae aphantosae* (Lichenes), Assan Rossia. — A *Ph. Lichenum* differt peritheciis numerosis, sporidiis minoribus.

6. **Pharcidia Leptaleae** Steiner in Fritsch, Beitr. z. Fl. v. Constant. 6259

I Krypt. p. 238 f. 13; Vouaux, in Bull. Soc. Mycol. de Fr., 1912, p. 238. — Peritheciis numerosis, immersis, apice tantum ostiolo simplici emergentibus, sphaeroideis, 150  $\mu$  diam., contextu supra rubro-brunneo, infra hyalino v. pallide lateritio, ex cellulis verticaliter elongatis efformato; ascis cylindricis membrana tenui praeditis, 60-70  $\approx$  9-11, octosporis; paraphysibus nullis; sporidiis oblique monostichis, uniseptatis, ad septum constrictulis v. non, 9-11  $\approx$  6,5-7,5.

*Hab.* in apotheciis *Physciae leptaleae* (Lichenes), in silva Belgrad, Serbia (K. FRITSCH).

7. **Pharcidia epistigmella** Nyl. in Herb. H. E. Hasse, n. 915 et in Vouaux, Bull. Soc. Mycol. de Fr. 1912, p. 235. — Peritheciis immer- 6260

sis apice tantum prominulis, solitariis v. binis raro 3-6 gregariis, subsphaeroideis, nigris, ostiolo simplici donatis, 90-190  $\mu$  diam.; contextu supra obscure brunneo basi pallidiori v. subhyalino, pseudoparenchymatico, e cellulis verticaliter elongatis 5-8  $\approx$  3-4; ascis fusoides, apice rotundatis, pedicello brevi crassoque sed distincto et truncate praeditis, tunica plerumque ad apicem crassa, octosporis, 42-50  $\approx$  12-15; paraphysibus nullis; sporidiis distichis, hyalinis, uniseptatis, ad septum constrictulis v. non, oblongis utrinque rotundatis loculo inferiori parum angustiori praeditis, 11-14  $\approx$  3,5-4,5.

*Hab.* in thallo et apotheciis *Plaeodii festivi* (Lichenes), Santa Monica Mouts, California. — *Ph. Lichenum* valde proxima — var. **meizospora** Vouaux, l. c., p. 236. — A typo differt sporidiis majoribus, 14-19  $\approx$  4,5-6, plerumque bi-triguttulatis, ascis pa-

rum brevioribus, 39-45  $\mu$ . — *Hab.* in apotheciis *Plaodii* sp., Batan Puello, Mexico (FR. NICOLAS).

8. *Pharcidia Ramalinae* (Müll. Arg.) Vouaux, Bull. Soc. Mycol. de Fr. 6261 1912, p. 254, *Arthopyrenia Ramalinae* Müll. Arg., Flora 1883, p. 319.— Peritheciis numerosis, fere omnino immersis, hemisphaerico-pyramidatis, nigris, 100  $\mu$  latis; ascis cylindrico-obovoideis, vix triplo latitudinem superantibus, octosporis; paraphysibus raris et parum distinctis; sporidiis utrinque rotundatis, rectis v. leniter curvulis, hyalinis, uniseptatis, 12-15  $\approx$  4-5.

*Hab.* in thallo et subtus apotheciis *Ramalinae complanatae* var. *hypodectodis* (Lichenes), prope Aphiahy, Brasilia (PUIGGARI).

9. *Pharcidia epiramalina* Vouaux, Bull. Soc. Bot. de Fr. LVIII (1911), 6262 Mém. 22 p. 71.— Vouaux, Bull. Soc. Mycol. de Fr. 1912, p. 253.— Peritheciis sat copiosis, plerumque sparsis, interdum 2-3-aggregatis, sphaerico-depressis, quarta parte superiore prominentibus, ostiolo simplici, nigris, 60-110  $\mu$  latis, contextu hyphis intermixtis constante nec pseudoparenchymatico, spisso; ascis paucis, 15-20 in quoque perithecio, obpiriformibus, basi late rotundata sessilique, a priori tertiâ parte attenuatis sed apice rotundatis, pariete praesertim summa parte spissa, octosporis, inordinatis, aparaphysatis, 27-32  $\approx$  13-16; sporidiis elongatis, utrinque rotundatis, hyalinis, 1-septatis, non vel perpauillum constrictis, interdum cellula inferiore tenuiore, 8-12  $\times$  2,5-3,5.

*Hab.* in thallo *Ramalinae decipientis* et *R. Bourgaeanae* (Lichenes), Vueltas de Taganana, Teneriffa, alt. 800 m.— Circa perithecia effunditur mycelium vel superficiale fuscum, qua griseo interdu lichenis superficies, gemmas sphaericas fuscas 3,5-4  $\mu$  latas producens, solitarias sive 2-8 seriatim coalitas, vel inclusum atque hyalinum, 2-3  $\mu$  crassum. *Ph. Ramalinae* et *Ph. Peltidaeae* proxima sed satis diversa.

10. *Pharcidia Squamariae* Bouly de Lesd., Bull. Soc. Bot. de Fr. LVI 6263 (1909) p. 477.— Peritheciis copiosis, nigris, minutissimis, hemisphaericis, politis, primum thallo totis immersis dein sessilibus, liberis; ascis copiosis, clavatis, paraphysibus paucis simplicibus obvallatis; sporidiis octonis, hyalinis, 1-septatis, 13-17  $\approx$  6-6,5, loculis aequalibus vel subaequalibus.

*Hab.* parasitica in hymenio *Squamariae saxicolae* (Lichenes), Puebla, Tepoxuchil, Mexico, alt. 2270 m. (A. BRONARD).

11. *Pharcidia maritima* Bouly de Lesdain, Rech. Lich. env. Dunkerq, 6264

p. 274; Vouaux, Bull. Soc. Mycol. Fr. 1912, p. 250.— Peritheciis sparsis, copiosis, primum immersis dein apice  $\frac{1}{4}$ - $\frac{1}{3}$  prominentibus subsphaeroideis, nigris, ostiolo simplici 115-130  $\mu$  diam.; contextu extus obscure brunneo, parte immersa pallidiore, crasso, pseudo-parenchymatico e cellulis polygoniis, 6-7  $\mu$  cr. efformato; ascis obovoideo-elongatis, versus basim latioribus; apice late rotundatis basi in pedicellum brevem abrupte attenuatis, tunica crassa praeditis, octosporis, 42-54  $\times$  13-18; paraphysibus nullis; sporidiis ellipsoideo-elongatis, distichis, utrinque late rotundatis, hyalinis, medio uniseptato-constrictulis, loculo inferiori angustiori, 2-6 guttulis, 21-22  $\times$  6-9.

*Hab.* in thallo *Verrucariae muralis* (Lichenes), prope Malo-Terminus, Gallia bor. (BOULY DE LESDAIN).— *Ph. superpositae* proxima a qua differt peritheciis minoribus, sporidiis majoribus etc.

12. **Pharcidia haesitans** Vouaux, Bull. Soc. Mycol. de Fr. 1912, p. 249, 6265  
*Verrucariae* sp. Nyl. in Kihlm., Neue Beitr. Flechtl. Halb. Kola p. 59.— Peritheciis subprominentibus, nigris, 100-200  $\mu$  latis; ascis octosporis; paraphysibus nullis; sporidiis oblongo-ellipsoideis, simplicibus v. uniseptatis, 14-17  $\times$  6-7.

*Hab.* in thallo *Verrucariae sphinctrinoidis* (Lichenes), peninsula Kola (KIHLMAN).— A *Ph. superposita* et *Ph. verrucariarum* peritheciis sporidiisque minoribus diversa.

**EPICYMATIA** Fuck. — Syll. I p. 570, XI p. 303, XVI p. 485, XXII p. 147.

1. **Epicymatia aphthosae** Moreau, Bull. Soc. Myc. Fr. XXXIII (1917) 6266  
 p. 27, cum ic.— Peritheciis 3-4 aggregatis, thallicolis, infra cephalodias, superficialibus, hemisphaeroideis vel subglobosis, fusco-brunneis, ostiolo minutissimo pertusis; ascis oblongis, 40-50  $\times$  4-6, octosporis, paraphysibus filiformibus simplicibus septatis obvallatis; sporidiis uniseptatis, ad septum leniter constrictis, 15-17  $\times$  4-6, subhyalinis, localis paene aequalibus biguttulatis.

*Hab.* in thallo *Peltideae aphthosae* (Lichenes), Ravin de Vendeix, La Bourboule, Puy-de-Dôme, Gallia.

**VENTURIA** De Not. — Syll. I p. 586, IX p. 687, XI p. 305, XIV p. 541, XVI p. 489, XVII p. 650, XXII p. 150.

I. *Euventuria*; sporidia hyalina, achroa

1. **Venturia andicola** Speg., Mycet. Argent. VI, Anal. Mus. Nac. Buenos 6267

Aires XXIII p. 50 (1912). — Maculis nullis sed matrice tota are-scendo albo-cinerea: peritheciis sparsis, superficialibus, pusillis, atris, udis, globosis, 120-150  $\mu$  diam., siccis cupulato-collapsis, ? astomis, setis laxis, patentiusculis, apice acutis, 50-80  $\times$  4-5, opace nigris adpersis; contextu dense minuteque parenchymatico, primo pellucido dein opaco; ascis e clavulato subfusoides, brevissime pedicellatis, aparaphysatis, 50-60  $\times$  10; sporidiis distichis, elliptico-fusoides, utrinque acutiusculis, medio septatis, non constrictis, hyalinis, 17-20  $\times$  5-6, loculis aequilongis minute biguttulatis.

*Hab.* in culmis et vaginis aridis et subputrescentibus *Elymi barbati* (Graminaceae), in andinis Cerro del Plata, prope Mendoza: Argentina.

2. **Venturia Litseae** Syd., Ann. Mycol. XI, 1913. p. 404. — Maculis 6268  
vagus, apicalibus vel marginalibus, omnino irregularibus et saepe confluentibus, 1-10 cm. longis, sordide ochraceis vel ochraceo-griseis linea atro-purpurea marginatis; peritheciis epiphyllis, globulosis, vertice prominulis, 100-130  $\mu$  diam., atris, vertice setis paucis vel copiosioribus erectis rigidis rectis vel parum et irregulariter curvatis continuis obscure brunneis subopacis 30-70  $\mu$  longis, 3.5-5  $\mu$  crassis deciduis obsitis, contextu parenchymatico inferne fusco ex cellulis ca. 8-10  $\mu$  diam., superne dilute brunneo ex cellulis minoribus 6-8 diam. composito, poro ca. 15-20  $\mu$  lato praeditis; ascis clavatis, sessilibus, 40-50  $\times$  9-12, octosporis; paraphysibus fugacibus; sporidiis distichis, oblongis, plerumque leniter curvatis, utrinque obtuse rotundatis, intus dense minuteque guttulatis, hyalinis, 1-septatis (?), 15-19  $\times$  4-5.

*Hab.* in foliis vivis *Litseae glutinosae* (Lauraceae), Los Baños ins. Philippinensium (S. A. REYES).

3. **Venturia borgiaana** Sacc., Nuovo Giorn. Bot. it. N. S. v. XXII, 1915, 6269  
p. 36. — Areis longissimis, arescendo dealbatis in folio adhuc vivente; peritheciis gregariis, amphigenis, subsuperficialibus, globulosis, aterrimis, 20  $\mu$  diam.: setis divergentibus cuspidatis, 60-70  $\times$  6, continuis, atrofuligineis, basi bulbillosis, 11-12  $\mu$  cr.; ostiolo minuto rotundo 7-8  $\mu$  diam.; contextu anguste sinuoso parenchymatico fuligineo; ascis tereti-fusoides breviter obtuseque stipitatis, apice rotundatis, 35-40  $\times$  6-7, aparaphysatis; sporidiis irregulariter 1-2-stichis, oblongis, utrinque rotundatis, obscure 1-septatis, non v. vix constrictis, hyalinis.

*Hab.* in foliis *Pandani utilis* (Pandanaeae), S. Antonio, in Insula Melita (G. BORG).

4. **Venturia chartae** Vouaux, Bull. Soc. Bot. Fr. LIX (1912) p. 15.— 6270  
Peritheciis superficialibus, sparsis, nigris, ostiolo simplici tenuissimo, sphaericis, 90-120  $\mu$  diam., undique setis sparsis, rigidis, rectis, simplicibus, a basi applanata paullo attenuatis, fuscis, 30-60  $\approx$  3.5, supra basim crassis vestitis, contextu fusco, tenui, pseudoparenchymatico; ascis basi pluribus connatis, subclaviformibus, sessilibus, octosporis, aparaphysatis, 26-36  $\approx$  4.5; sporidiis distichis, ellipsoideis, utrinque rotundatis, hyalinis, 1-septatis, leviterque constrictis, biguttulatis in utroque loculo, 5-6  $\approx$  1.5-2.

*Hab.* in charta putri, Versailles, Gallia.

II. *Chromoventuria*: sporidia colorata

5. **Venturia emergens** Petch, Ann. R. Bot. Gard. Peradeniya, v. VI, 6271  
P. III, 1917, p. 224. — Peritheciis sparsis, vel congregatis et basi confluentibus, in rimis corticis, 0,2 mm. diam., ampullaceis, setis patulis supra ornatis; ascis clavatis, breviter pedicellatis, octosporis; paraphysibus linearibus, ascos superantibus; sporidiis oblique monostichis, viridi-olivaceis, anguste ovoideis vel subfusoides, obtusis, inequaliter uniseptatis, leniter constrictis, 8-10  $\approx$  4.

*Hab.* in ramis emortuis *Hevea brasiliensis* (Euphorbiaceae), Lassahena, Ceylon, Asia.

6. **Venturia Cerasi** Aderhold, Landw. Jahrb. 1900 p. 541.— *Venturia* 6272  
*chlorospora* fm. *Pruni-Cerasi* Sacc., *Michelia* I p. 382 (1878). — Peritheciis hypophyllis, hinc inde gregariis, immerso-prominulis, globulosis, atris, 150  $\mu$  diam., ostiolo latiusculo pertusis, setulis paucis ornatis v. omnino calvis; ascis cylindraceutis medio inflatulis, subsessilibus, 60-70  $\approx$  10-12, paraphysibus paucis obvallatis; sporidiis distichis, in parte ascis superiore monostichis, ellipsoideis, parum supra medium septatis ad septum constrictulis, chlorinis, 12-15  $\approx$  6, locali infero angustiore.

*Hab.* in foliis languidis v. emortuis *Pruni domesticae* et *Persicae* (Rosaceae), in Germania, Italia, Gallia, Amer. bor. — Valde similis *Venturiae pirinae* sed stat. conidiophorus est *Fusicladium Cerasi* (Rob.) Sacc.

7. **Venturia subcutanea** Dearn., Mycologia, 9., 1917, p. 348. — Peri- 6273  
theeciis membranaceis, nigricantibus, gregariis, epidermide velatis erumpentibus, hypophyllis subiculo ex hyphis septatis, brunneis, 4-20  $\mu$  cr. ramosis conflato insertis, maculas orbiculares 1-4 mm. diam. trans lucem perceptibiles formantibus, nonnullis vertice setulis rigidis, brunneis, paucis (circ. 10) ornatis, nonnullis calvis,

plano-globosis v. conoideis, 90-150  $\mu$  diam., ascis 8-sporis, apara-physatis, interdum deorsum latioribus, 54-66  $\times$  10-15, tunica 2  $\mu$  cr.; sporidiis 1-septatis, fuligineis, saepe deorsum 2-seriatis, 15-17  $\times$  4.5-6.

*Hab.* in foliis emortuis *Salicis reticulatae* (Salicaceae), N. Alaska, Amer. bor. (F. JOHANSEN).— Fere ambigit inter genera *Sphaerella*, *Asterina* et *Venturia*.

8. *Venturia longisetosa* Volkart ap. Rübél in Engl., Bot. Jahrb. 47. 6274 (1912) p. 513, c. ic. — Peritheciis hypophyllis, gregatim mycelio nigro insidentibus, 45-88  $\mu$  latis, ostiolo pilis perlongis (usque ad 200  $\mu$  longis, 4  $\mu$  cr.) saepe reflexis minutis; ascis piriformibus, 23-48  $\times$  9-12; sporidiis octonis, distichis, bilocularibus, olivaceis vel fuscis, 9-14  $\times$  4-5, loculo superiore paullo longiore et crassiore; paraphysibus nullis.

*Hab.* in foliis putrescentibus *Salicum* sp. (Salicaceae), in Alpibus Rhaetiae Primae (Bernina).

9. *Venturia Braunii* Volkart ap. Rübél in Engl., Bot. Jahrb. 47. (1912) 6275 p. 515, c. ic. — Peritheciis gregatim subcirculari nigro insidentibus, globulosis, 64-140 (plerumque 90)  $\mu$  diam., nigris, grosse-cellulosis, ostiolo circulari setis atris 3-9, 32-48  $\mu$  longis eincto; ascis piriformibus, apice rotundatis, 37-48  $\times$  12-16; sporidiis octonis, distichis, 14-16  $\times$  5-6, ad septum vix constrictis, dilutissime luteis, loculo superiore aliquanto longiore et crassiore; paraphysibus nullis.

*Hab.* in bracteis, rarius in foliis, *Bupleuri stellati* (Umbelliferae), Monte Bernina, Engad. sup. (J. BRAUN).

10. *Venturia maculicola* Schembel, Bull. f. Angew. Bot. 6., 1913, p. 698, 6276 tab. 98 fig. 1,5. — Maculis amphigenis, irregularibus, cinereis vel obscure brunneis, distincte limitatis, 10-14 mm. diam.; peritheciis copiosis, gregariis, praecipue epiphyllis, atris, immersis, dein ex epidermide erumpentibus, fere lageniformibus, apice poro pertusis, 70-80  $\times$  56-70, setis concoloribus, 30-52  $\times$  11-12; ascis cylindraceis 22-25  $\times$  5,6-7; sporidiis octonis, uniseptatis, ad septa constrictis, 8  $\times$  2,8, dilute viridibus.

*Hab.* in foliis vivis *Vaccinii Vitis idaeae*, in prov. Minsk, Russia.

**COLEROA** Fr. — Syll. XXII p. 153.

1. *Coleroa Rubi-Idai* (v. Höhn.) Sacc., *Niesslia?* *Rubi Idaei* v. Höhn., 6277 Fragm. z. Mykol. 842, in Stzgsb. Wiss. Wien CXXIII, 1, p. 98 (1914).— Peritheciis inter pycnidia sparsis, globoso-ovoideis, 200  $\mu$

circ. latis, superficialibus, ostiolo applanato, minuto, excipulo brunneo, tenui, pseudoparenchymatico, in parte superiore et praecipue circa ostiolum setuloso, setis 20-40, brunneis, pellucidis, rigidis, obtusis, 50-200  $\mu$  longis, parce septatis; ascis copiosis, cylindræo-clavatis, octosporis, 50-52  $\times$  7-8, paraphysibus filiformibus copiose obvallatis; sporidiis distichis, fusoideis, hyalinis, bilocularibus, 8-10  $\times$  2-3 (immaturis).

*Hab.* in pagina inf. foliorum *Rubi idaei*, socia *Pyrenochaeta Rubi-idaei* Cavr. cujus status ascophorus sistit, in agro Papiensi, Ital. bor.

**DIDYMELLA** Sacc. — Syll. I p. 545, IX p. 661, XI p. 301, XIV p. 535, XVI p. 479, XVII p. 154, XXII p. 154.

1. *Didymella orchnodes* Rehm, Ascom. Philippin. VIII, in Leaflet of Philippin. Bot. VIII, 1916, p. 2943. — Perithecia in maculis epiphyllis orbicularibus, obscure fuscis senilibus medio albescentibus tenuiterque fusco marginatis, 0,5-1 cm. latis gregarie innata, globuloso-hemisphaerica protuberantia, minutissime papillulata, demum denudata, atra, 0,5-0,8 mm. lata, excipulo crasso subcarbonaceo. Asci cylindrico-fusifformes, 50-60  $\times$  5-7, 8-spori. Sporae fusoideae, rectae, hyalinae, medio septatae, non constrictae, utraque cellula guttata, 10-12  $\times$  3-4, 1-2-stichae. Paraphyses filiformes 1,5  $\mu$ .

*Hab.* ad folia? *Goniot halami* (Anonaceae), Los Baños, Ins. Philipp. (C. F. BAKER). — Peritheciis magnis insignis.

2. *Didymella acanthophila* Speg., Mycet. Argent. VI, Anal. Mus. Nac. Buenos Aires, XXIII, p. 53 (1912). — Peritheciis matrice sordide cinerascente innatis, sparsis vel laxe gregariis, subseriatis, erumpentibus, minutis, globosis, 150-200  $\mu$  diam., carbonaceis, glabris, impresso-ostiolatis, contexta opaco indistincto; ascis subcylindraceis, apice rotundato-truncatulis, basi breviuscule attenuato-pedunculatis, 110-120  $\times$  15, paraphysibus filiformibus parum longioribus commixtis; sporidiis saepius oblique monostichis, ellipsoideo-biconicis, utrinque rotundatis, ad septum leniter constrictis, hyalinis, 16-18  $\times$  8-9, loculis aequilongis pergrosse 1-guttulatis.

*Hab.* in spinis aridis *Opuntia aurantiaca* (Cactaceae), in saxosis Potrerillos, prope Mendoza: Argentina.

3. *Didymella nigrescens* Dearn. et Fairm. in Ch. E. Fairman, Mycologia 10., 1918, p. 242. — Peritheciis nigris apice nitentibus in superficie obscurata ramuli decorticati subgregariis, conoideis v. depresso globosis basi vix conspicua in ligno immutato immersis,

ostiolo tantum v. parte superiore tantum prominentibus 0,25-4 mm. diam., ostiolo minuto rotundato umbilicato; ascis clavato-cylindraceis apice obtusis, breviter stipitatis 8-sporis, 65-90  $\approx$  7-10; paraphysibus simplicibus copiosis ascos superantibus; sporidiis hyalinis inaequilateris oblongo-fusoideis supra distichis, 1-septato-constrictis, cellula superiori longiori, quandoque guttulatis, 10-13  $\approx$  3,5-4,5.

*Hab.* in ramis vetustis *Symphoricarpi oreophili* (Caprifoliaceae), Ute Park, Colfax C., 2200-2900 m. alt., New Mexico, Amer. bor. (P. C. STANDLEY).

4. *Didymella Eurotiae* Ch. E. Fairman, Mycologia 10., 1918, p. 243. — 6281  
Peritheciis sparsis v. gregariis primum epidermide tectis dein erumpentibus demum adnato-superficialibus, globosis, ostiolo minuto papilliformi praeditis, 0,3-3,5 mm. diam., pallide nigris; ascis clavato-cylindraceis apice rotundatis, longe stipitatis 8-sporis, 133  $\approx$  10; sporidiis oblongo-fusoideis, 1-septatis, septo leniter constrictis, oblique uniseriatis, quoque loculo guttula magna praedito, hyalinis, 20-23  $\approx$  6-7.

*Hab.* in ramulis vetustis *Eurotia lanatae* (Chenopodiaceae), Ute Park Colfax C. 2200-2900 m. alt., New Mexico, Amer. bor. (P. C. STANDLEY).

5. *Didymella Sisymbrii* (Rehm) v. Höhn., Annales Mycologici 16., 6282  
1918, p. 223. — *Didymella superflua* (Awl.) Sacc. — var. *Sisymbrii* Rehm, Ascom. exs. 2170. — Peritheciis 120-160  $\approx$  110 cr., ostiolo depresso non distincte limitato 30  $\mu$  lato praeditis; membrana perithecorum nitide pallide flavo-brunnea (nec nigro-brunnea ut in *Didymella superflua*), e 3-4 seriebus cellularum 8-12  $\mu$  cr., infra 8  $\mu$  lateraliter 12  $\mu$  cr., efformata; paraphysibus longe filiformibus et mucosis; ascis sessilibus clavatis, 45-54  $\approx$  12 cr.; sporidiis distichis, hyalinis, bilocularibus, 12-14  $\approx$  4,5-6, loculis subaequalibus praeditis.

*Hab.* in *Sisymbrio strictissimo* (Cruciferae), Wehlen, Helvetia (KRIEGER).

6. *Didymella Drymeia* v. Höhnel, Ber. deutsch. bot. Ges. XXXV, 1917, 6283  
p. 248 (nomen nudum).

*Hab.* in amentis masculis *Cariéis drymeiae* (Cyperaceae), socia *Phyllosticta Drymeiae* (cnfr. Fragmente z. Mykol, 1034, in Sitzb. k. Ak. d. Wiss. Wien 1917).

7. *Didymella oligospora* Sacc., Notae Myc. XXIV p. 6 (Bull. Ort. bot. 6284  
Nap. 1918). — Peritheciis dense gregariis, subcutaneis, globoso-len-

ticularibus, 140-160  $\mu$  diam., membranaceis, nigris, intus albis, ostiolo breviter papillato-erumpenti; contextu minute celluloso, fuligineo; ascis clavatis, apice rotundatis, deorsum breviter tenuato-stipitatis, 80-90  $\approx$  11-13, copiose filiformi-paraphysatis; sporidiis plerumque quaternis, oblique 1-stichis, oblongo-clavulatis, saepe inaequilateris, apice rotundatis, deorsum tenuatis, constricto-1 septatis, 21-23  $\approx$  8-9, hyalinis initio strato angusto hyalino cinctis.

*Hab.* in ramis emortuis *Hevea brasiliensis* (Euphorbiaceae), cultae, Singapore (BAKER).

8. *Didymella quercina* Petrak, Ann. Mycol. XII, 1914, p. 473. — Peritheciis hypophyllis, sparsis v. subgregariis maculasque subrotundatas canescentes formantibus, epidermide tectis subglobosis, ostiolo brevissime conico pertusis, fusco nigris, 150-200  $\mu$  diam.; ascis longe cylindraceis apice rotundatis, basi subito attenuatis, brevistipitatis, 60-78  $\approx$  9-12, octosporis, paraphysibus tenuibus filiformibus obvallatis; sporidiis monostichis, interdum subdistichis, hyalinis, ovato-ellipsoideis utrinque rotundatis, medio uniseptatis, ad septum parvissime constrictis, oculis fere aequalibus, eguttulatis, 12-16  $\approx$  5-8. 6285

*Hab.* in foliis emortuis *Quercus Roboris* (Fagaceae), monte Svrcove prope Mähr.-Weisskirchen Moraviae or. — *A. D. clavulata* Ell. species etiam quercina in America bor., magnitudine ascorum sporidiorumque mox dignoscitur.

9. *Didymella Vlachii* Bubák, III. Beitr. Pilz. Montenegro in Botanikai Közlemények, 1915, p. (58). — Peritheciis dispersis, immersis, utrinque epidermide tectis, postea infra apice parum erumpentibus, globosis, usque 300  $\mu$  in diam., nigris, parietibus crassis, contextu pseudoparenchymatico, extus castaneo-brunneo, apice obscuriore, intus dilute brunneo; ascis cylindraceis, 80-100  $\approx$  8-10, apice parum attenuatis, basi breve pedicellatis, octosporis, paraphysibus crebris, filiformibus, 2,5  $\mu$  latis obvallatis; sporidiis oblique monostichis, ellipsoideis, 13-17  $\approx$  6-8, medio uniseptatis, non constrictis, hyalinis, coacervatis roseolis. 6286

*Hab.* in foliis emortuis *Quercus sessiliflorae* (Fagaceae), Podgorica, Montenegro.

10. *Didymella eutypoides* Rehm. Aseom. Philippin. VIII, in Leaflet of Philipp. Bot. VIII, 1916, p. 2943. — Perithecia gregarie innata, conoidea peridermium extus cinereum elevantia, papillulata brevi atra perforantia, 0,3 mm. lata parenchymatice crasse contexta; ascis clavatis, -80  $\approx$  10-12, 8-sporis; sporis fusoides, rectis, medio septatis, non constrictis hyalinis, 20-22  $\approx$  5, distichis; paraphyses filiformes. 6287

*Hab.* ad *Bambusa* emortuam (Graminaceæ), Los Baños, Ins. Philipp. (S. A. REYES). — *Didymella maculosa* Penz. et Sacc. ascis sporisque multo majoribus diversa. Habitus *Eutypellæ*, colore cinereo peridermii.

11. *Didymella senegalensis* Speg., Anal. Mus. Nac. Buenos Aires, XXVI 6288 p. 123 (1914) c. ic. — Maculis plane nullis; peritheciis sparsis vel laxissime seriatis, in foliis amphigenis, epidermide velatis, vix prominulis, globoso-depressis, 120-150  $\mu$  diam., atris, glabris, submembranaceis, contextu indistincto olivaceo, ostiolo minuto impresso perforatis; ascis subfusoides, sessilibus, 60  $\approx$  10, pseudoparaphysibus mucosis parvis commixtis; sporidiis distichis, e cylindræo clavulatis, rectis vel leniter inaequilateris, medio septatis, vix constrictis, 14-15  $\approx$  4, loculis aequilongis, supero obtusiore crassiore, infero angustiore acutioreque, guttulis duabus parvis ornatis.

*Hab.* in culmis et foliis *Cynodontis dactyli* (Graminaceæ), ad viarum latera, prope Daccar, Senegal.

12. *Didymella Penniseti* Syd. ap. Fuhrmann et Mayor, Voy. Expl. 6289 scient. Columbie, in Mém. Soc. neuchât. Sc. Nat. V p. 435 (1913). — Peritheciis epiphyllis, in greges minutos ellipticos vel parum elongatos, usque ad 0,5 mm. longos digestis, epidermide diu tectis, tandem vertice erumpentibus, globulosis, 70-100  $\mu$  diam., atris; ascis clavatis, apice obtusis, crasse tunicatis, crassiuscule breviterque noduloso-stipitatis, 40-60  $\approx$  10-13, octosporis, parce paraphysatis; sporidiis distichis, fusoides, medio vel circa medium 1-septatis, non constrictis, hyalinis, 18-22  $\approx$  3,5-5.

*Hab.* in foliis vivis vel languidis *Penniseti tristachyi* (Graminaceæ), in regione andina prope Angelopolis, Columbia, alt. 1800 m.

13. *Didymella seriata* Rehm, Asc. Philippin. VIII, in Leaflet of Philippin. Bot. VIII, 1916, p. 2943. — Perithecia innata, primitus solitaria, dein in seriebus longitudinalibus parallelis 2 cm. longis 2-3 mm. latis arete congregata, epidermidem perrumpentia, ab eaque utrinque marginata denudata, globulosa, minute papillulata, atra, glabra 1-3 sticha 0.12 mm. lata, parenchymatice contexta, fossam nigram reliquentia. Asci clavati, apice rotundati, 90-100  $\approx$  9, 8-sporei. Sporae fusoides utrinque acutatae, medio septatae, non constrictae, hyalinae, 15-18  $\approx$  4, distichae. Paraphyses filiformes.

*Hab.* ad *Schizostachyum* emortuum (Graminaceæ), Los Baños, Ins. Philipp. (C. F. BAKER). — A *Did. eutypoides* Rehm, peritheciis seriatis arete aggregatis valde diversa.

14. *Didymella glacialis* Rehm.— Syll. IX p. 670. — var. *juncicola* Jaap, 6291  
Verhandl. bot. Ver. Brandenb. LV1 p. 82 (1914). — A typo recedit ascis magis cylindræcis, sporidiis monostichis paullo minoribus et quia calamicola, non foliicola.  
*Hab.* in calamis emortuis *Junci Jacquini* (Juncaceae), in Passu Furca, alt. 2430 m., Helvetiæ.
15. *Didymella lussoniensis* Sacc., Ann. Mycol. XII, 1914, p. 304. — 6292  
Peritheciis laxè gregariis, subentaneo-erumpentibus, subglobosis, nigris, 130-150  $\mu$  diam. ostiolo rotundo 25-30  $\mu$  diam. pertusis, contextu celluloso dilute fuligineo; ascis fusoidèo-clavulatis, apice obtusulis, breviter stipitatis, 45-55  $\times$  7-8, filiformi-paraphysatis, octosporis; sporidiis fusoidèis, utrinque acutulis, 14  $\approx$  3,5-4, diblastofaretis, dein tenuiter 1-septatis, non v. vix constrictis, hyalinis.  
*Hab.* in caulibus emortuis *Dolichuniiflori* (Leguminosae), Los Baños, Luzon, Ins. Philippin. (S. A. REYES).
16. *Didymella? apiahyana* Spegaz., Rel. Mycol. trop., in Bol. Ac. Nac. 6293  
Cienc. Cordoba, t. 23., 1919, Extr. p. 109. — Maculis nullis; peritheciis hinc inde laxè gregariis, cortice innatis, epidermide tectis, prominulis lenticularibus, parvis, 0,5-1 mm. diam., minute acuteque ostiolato-papillatis, atris carbonaceis; ascis cylindræcis apice rotundatis, deorsum breviuscule attenuato-pedicellatis, octosporis, 100  $\approx$  10-12, paraphysibus subgelatinosis subcoalescentibusque obvallatis; sporidiis ellipsoideo-obovatis v. oblanceolatis, utrinque, sed inferne præcipue, acutiusculis, grosse 3-guttulatis v. 3-blastibus, hyalinis, 15-18  $\approx$  6-8; jodi ope nulla.  
*Hab.* in ramis emortuis *Leguminosae* ignotae, in silvis prope Apiaby, Brasilia, America austr. (J. PUIGGARI).
17. *Didymella Collematum* (Steiner) Vouaux, Bull. Soc. Mycol. de Fr. 6294  
1913, p. 97, *Cercidospora Coll.* Steiner, Prodr. Fl. d. griech. Festl. p. 184. — Peritheciis apice tantum emergentibus, nigris, globosis, 200-350  $\mu$  diam., contextu obscuro, sub microscopio violaceo-fuligineo; ascis subcylindræcis, apice parum incrassatis, 6-8-sporis, 80-90  $\approx$  16-20; paraphysibus rarissimis, laxis, crassis, ramosis et hinc inde anastomosantibus; sporidiis elongatis uno apice v. utrinque angustatis, 1-septatis, non constrictis, 22-28  $\approx$  6-8.  
*Hab.* in thallo *Collematis granosi* (Lichenes), prope Kutupa, Grecia (NIDER). — A *D. pulposi* ascis 6-8 sporis, sporidiis distincte majoribus diversa.
18. *Didymella pulposi* (Zopf) Vouaux, *Didymosphaeria* Zopf, Syll. XVI 6295  
p. 502. — var. *Garovaglii* Vouaux, Bull. Soc. Mycol. de Fr. 1913,

p. 96. — A typo differt ascis fere semper tetrasporis, raro 5-6 sporis, 62-80  $\approx$  13-16; sporidiis majoribus 15-25  $\approx$  7-10.

*Hab.* in thallo *Endopyrenii Garovaglii* (Lichenes), prope Béziers, Gallia (A. DE CROZALS).

19. *Didymella crozalsiana* (Oliv.) Vouaux, Bull. Soc. Mycol. Fr., 1913, 6296 p. 98, *Sphaeria crozalsiana* Oliv., Par. Lich. Fr. p. 77, et var. *saxicolae* Oliv., l. c. Supp. p. 15. — Peritheciis sparsis parum numerosis, vix 2-3 gregariis, omnino immersis apice sublenticulari-depressis, quandoque sphaeroideis v. ovoideis et apice tantum visibilibus, ostiolo simplici praeditis, nigris, 200-300  $\mu$  diam., contextu pseudoparenchymatico, e cellulis polygoniis 5-6  $\mu$  diam. efformato, supra obscure brunneo-rubido, basi pallide rubrido; ascis cylindraceis, sursum late rotundatis, breviter pedicellatis, tenuiter tunicatis, octosporis, 82-110  $\approx$  9-13; paraphysibus filiformibus, parum ramosis septatisque, multiguttulatis, 1-1,25  $\mu$  cr.; sporidiis fusoides utrinque subacuminatis apice superiore tantum quandoque obtusulis et tunc subconoides, hyalinis, 1-septatis, (rarissime 3-septatis), grosse 4-guttulatis, 19-26  $\approx$  4,5-6 (Olivier, 25-32  $\approx$  5-7).

*Hab.* in thallo *Squamariae saxicolae* et *Sq. lentigerae* (Lichenes), Beziens et Roquehaute, Hérault, Gallia (A. DE CROZALS).

20. *Didymella Bruni* Bouly de Lesdain in Vouaux, Bull. Soc. Mycol. Fr., 1913 p. 101. — Peritheciis sparsis sed copiosis, raro binis confluentibus,  $\frac{1}{3}$  v.  $\frac{1}{2}$  emergentibus, raro subsuperficialibus, ostiolo depresso 9-12 lato praeditis, sphaeroideo-depressis, nigris, 100-250  $\mu$  diam.; contextu crasso obscure brunneo et supra parum olivaceo, basi pallide olivaceo, supra pseudoparenchymatico e cellulis polygoniis 4-6  $\mu$  diam. et membrana crassa praeditis efformato; ascis ventricosis, obpiriformibus, subsessilibus, membrana plerumque ad apicem incrassata, apice etiam rotundatis, octosporis, 58-70-20  $\approx$  22, demum cylindraceis, 75-98  $\approx$  18; paraphysibus copiosis, sinuosis, septatis, ramosis, anastomosantibus, ascos parum superantibus, 1,5-1,75  $\mu$  cr.; sporidiis primum subtristichis demum monostichis, ovoideo-oblongis, 1-septato constrictulis, utrinque late rotundatis, plerumque grosse 2-guttulatis, raro 3-4 guttulis, loculo inferiore distincte angustiori, 20-27  $\approx$  7,5-10.

*Hab.* in thallo sterili nigrescenti *Verrucariae* sp. (Lichenes), Le Breuil Allier, Gallia (BRUN).

21. *Didymella sphinctrinoides* (Zwackh) Berl. et Vogl. — Syll. IX p. 6298 671, XXII p. 160. — var. *Lithoicae* (Boul. de Lesd.) Vouaux, Bull.

Soc. Mycol. Fr., 1913, p. 93. *Pharcidia Lithoicæ* Boul. de Lesd., Rech. Lich. Dunk. p. 274. — *Asci elongatis 57-75 × 12-15*, octosporis; paraphysibus bene distinctis; sporidiis distichis saepe inaequilateris, 18-21 × 6-7 (an 15-21 × 4-7).

*Hab.* in thallo *Verrucariae* (Lithoicæ) sp. et *Verr.* (Lithoicæ) *nigrescentis* (Lichenes), Bergues, Gallia bor. (BOULY DE LESDAIN). — var. *piriformis* (Oliv.) Vouaux, Bull. Soc. Mycol. Fr., 1913 p. 94, *Sphaeria piriformis* Oliv., Par. Lich. Fr. Suppl. p. 19. — A typo vix distincta et minus etiam a var. *Guineti* et *physciicola* sporidiis angustioribus (14-22 × 5-7), ascis 6-8-sporis.

*Hab.* in thallo *Xanthorise parietinae* var. *rutilantis* (Lichenes), Roquehaute Herault, Gallia (A. DE CROZALS).

22. *Didymella Ulothii* (Körb.) Berl. et Vogl. — Syll. IX p. 671. — var. 6299  
*apiosporoides* Vouaux ap. Bouly de Lesd. in Bull. Soc. Bot. Fr. LVI (1909) p. 175. — A typo differre videtur sporidiis eximie apiosporoides, idest loculo inferiore angustiore elongato. — *Asci semper octospori.*

*Hab.* in thallo sterili saxicolo *Lichenis* ejusdam, Puy-de-Dome, Gallia (BREVIÈRE).

23. *Didymella Coarctatae* B. de Lesd. — Syll. XXII p. 159. — Dia- 6300  
gnosis sic completanda: Peritheciis membranaceis, 0,15-0,2 mm. diam., paraphysibus raris sed bene distinctis (Vouaux in Bull. Soc. Bot. Fr. LIX (1912) p. 16). — In Lichenibus.

24. *Didymella epipolytrope* (Mudd) Sacc., Syll. IX p. 671. — var. *apio-* 6301  
*sporoides* Vouaux in Bull. Soc. bot. Fr. 1909, p. 175 et in Bull. Soc. Mycol. Fr. 1913, p. 90. — A typo recedit sporidiis distincte caudatis, 16-20 × 6-7, 5-6-8 in quoque asco.

*Hab.* in thallo *Lichenis* olo sterili saxicolo, Puy Cronel, Puy de-Dome, Gallia (BREVIÈRE). — A var. *Ulothii* (Körb.) vix diversa, a var. *caudata* (Kern.) sporidiis minoribus distincta.

25. *Didymella sphaerelloides* Sacc., Nuovo Giorn. bot. it. v. XXVII, 6302  
1920, p. 76. — Peritheciis hinc inde dense gregariis punctiformibus, vix 120-150  $\mu$  diam., nigris subcutaneo-erumpentibus, ostiolo 18  $\mu$  diam.; contextu celluloso-fuligineo; ascis erasse clavatis, apice obtusis, subsessilibus, 50-54 × 16; paraphysibus diffluentibus; sporidiis oblique 1-stichis v. distichis, oblongo-cylindraceis, utrinque obtusulis, 20-24 × 6, saepe curvulis, 1-septatis, non constrictis, hyalinis.

*Hab.* in foliis emortuis *Yuccae glaucae* (Liliaceae), Spo-

kane, Washington, Amer. bor. (WEIR). — Ad *Sphaerellam* mutat.

26. *Didymella Menispermacearum* Gz. Frag., Fungi Horti Matrit. 1917, 6303  
p. 12. — Peritheciis dense sparsis v. gregariis, e subcutaneo semi-  
erumpentibus, atris, globosis v. subconoideis, 120-200  $\mu$  diam., ostiolo  
vix papillato, pertuso, pariete aequi crassa, contextu parenchyma-  
tico atro-fuligineo; ascis oblongo-clavatis, breviter pedicellatis, apice  
rotundatis, crassiuscule tunicatis, rectis, curvulisve, 45-60  $\times$  15-24,  
paraphysibus paucis graeilibus, evanidis, septulatis; sporidiis ir-  
regulariter distichis v. conglobatis, obovato-cuneatis prope medium  
septatis crassiuscule tunicatis, loculis inaequalibus, super. latiore,  
obsolete guttulatis v. eguttulatis, 15-21  $\times$  6-7, rarius usque ad  
24  $\times$  7.

*Hab.* in caulibus ramulisque siccis *Menispermicaradeury*, *Cocculi japonici* et *C. caroliniani* (Menispermaceae), in Horto bot. Madrid, Hispaniae (PROF. CABALLERO).

27. *Didymella Mori* K. Hara, Journ. Seric. Assoc. Japan, 1917, p. 388, 6304  
cum icon.; Mycologia 1919, p. 148. — Maculis inconspicuis; peri-  
theciis sparsis, punctiformibus nigris, epidermide demum lacerata  
tectis, globosis v. depresso globosis, 200-250  $\mu$  altis, 250-300  $\mu$  latis;  
contextu crasso pseudoparenchymatico, nigro, cellulis parum defi-  
nitis; ascis cylindraceutis v. elongato-clavatis, supra rotundatis, infra  
breviter pedicellato-attenuatis, 70-80  $\times$  5-8, octosporis, paraphysa-  
tis; sporis oblique monostichis, fusoides, ellipsoideis v. subovoideis,  
utrinque leniter attenuatis, medio uniseptatis, plus v. minus con-  
strictis, juvenilibus, 2-3 nucleatis, hyalinis, 12-15  $\times$  5-6; paraphy-  
sibus filiformibus, ascos superantibus, 1  $\mu$  cr.

*Hab.* in ramulis *Mori albae* (Moraceae), Mino (Gifu-ken Prefect.), Kawakami-mura, Japonia.

28. *Didymella acutata* Sydow, Philipp. Journ. of Sc., v. 9., Sect. C, n. 2, 6305  
1914, p. 164. — Peritheciis epiphyllis, subepidermicis, plus minus  
aequaliter sparsis, saepe aequali distributione folia tota obtegen-  
tibus, depresso globosis, 120-170  $\mu$  diam., atris, epidermide quasi  
clypeiformiter denigratula tectis, contextu opaco parenchymatico  
ex cellulis 8-10  $\mu$  diam. composito; ascis variabilibus, saepe cur-  
vatis, clavatis vel subsaccatis sursum plerumque angustioribus ad  
apicem incrassatis, 85-120  $\mu$  longis, 10-17  $\mu$  latis, octosporis, parci-  
sime paraphysatis; sporidiis plerumque distichis, raro tristichis,  
fusoides, medio 1-septatis, non constrictis, utrinque acutissime acu-  
minatis et quasi acute apiculatis, hyalinis, 28-38  $\times$  6-8.

*Hab.* in foliis emortuis *O r a n i a e* sp. (Palmae), Palawan Lake Magnao, Ins. Philipp. (MERRILL).

29. *Didymella pandanicola* Sydow, Philipp. Journ. of Sc. v. 9., Sect. 6306  
C, n. 2, 1914, p. 164. — Peritheciis amphigenis, aequaliter distributis, plerumque 2-4 densius aggregatis et cuticula nigrificata maculiformi tectis, applanato-globosis, 150-170  $\mu$  diam., atris; ascis cylindraceo-clavatis, subsessilibus, 75-95  $\mu$  longis, 14-16  $\mu$  latis, octosporis, parcissime paraphysatis; sporidiis distichis, fusiformibus, medio 1-septatis, non constrictis, hyalinis, utroque apice seta 8-10  $\mu$  longa 1  $\mu$  lata auctis, 28-33  $\mu$  longis (sine setis), 7-8  $\mu$  latis.

*Hab.* in foliis emortuis *P a n d a n i* (Pandanaeae), Palawan, Silanga, Ins. Philipp. (MERRILL).

30. *Didymella kariana* Sacc., Ann. Mycol. XII, 1914, p. 301. — Peritheciis epiphyllis, laxe gregariis, depresso-globosis, poro rotundo 18  $\mu$  diam., pertusis, 200  $\mu$  diam., nigris, contextu obsolete celluloso, ochraceo-fuligineo; ascis tereti-clavatis, apice rotundatis in stipitem brevissimum sensim tenuatis. 55-65  $\times$  7-9, copiose filiformi-paraphysatis, octosporis; sporidiis distichis, fusoideis, utrinque obtusiuscule attenuatis, curvulis, 16-18  $\times$  4,5, medio septatis, leviter constrictis; typice 4-guttatis, hyalinis. 6307

*Hab.* in foliis morientibus *P o l y g o n i* sp. latifoliae (Polygonaceae), socia Uredine *Puccinia Polygoni* (?) et *Darlucia filo*, Mussorie, Himalaya, India or., alt. 1000 m. (P. C. KAR).

31. *Didymella eupyrena* Sacc., Syll. I p. 554, Notae Mycol. XXI p. 6308  
37 (Nuovo Gior. bot. it. 1917).

*Hab.* in caulibus emortuis *A c o n i t i L y c o c t o n i* (Ranunculaceae), « Piccolo S. Bernardo », Italia bor. — Est forma ascis 80-90  $\times$  9-11; sporidiis 14,5-15  $\times$  6, monostichis; peritheciis 250-300  $\mu$  diam. erumpenti-superficialibus nigris, nitidis.

32. *Didymella adeana* Rehm, Ann. Mycol. X, 1912, p. 391. — Peritheciis innatis, dispersis, demum epidermide dejecta in cortice interiore nigritula sessilibus, globulosis, 0,3-0,4 mm. diam., poro pertusis, haud distincte papillulatis, excipulo membranaceo, parenchymatico, fusco, hyphis fuscis longis, 4  $\mu$  crassis obsessis; ascis cylindraceis, apice rotundatis, octosporis, 8  $\times$  10; sporis ellipsoideis, utrinque rotundatis, medio septatis et paululum constrictis, hyalinis, 20  $\times$  6, 1-1,5-stichis; paraphysibus filiformibus. 6309

*Hab.* ad caulem putrescentem *A c o n i t i t a u r i c i* Wulf. (Ranunculaceae), Steinernes Meer prope Funkensee, alpium Bav. Berchtesgadem (ADE). — Magnitudine perithecorum *Did. Epilobii*

proxima sed papilla et tomento deficientibus diversa.

33. *Didymella superflua* (Awd.) Sacc. — Syll. I p. 556. — var. **Thalictri** Gz. Frag., Fungi Horto Matr., 1917 p. 13, fig. 1. — Peritheciis subcutaneo-erumpentibus, majusculis, 150-270  $\mu$  diam., non papillatis, saepe vix umbilicatis ostioloque minuto pertusis; contextu parenchymatico; ascis tereti-clavatis, breviter pedicellatis, 60-80  $\times$  10-12, paraphysatis; sporidiis monostichis, raro subdistichis, hyalinis, oblongo-obovatis, 1-septatis, constrictis, 12-18  $\times$  5-7, loculis plerumque 1-4-guttulatis.

*Hab.* in caulibus emortuis *Thalictri simplicis*, *Th. trigyni*, *Th. alpini* (Ranunculaceæ), in Horto bot. Madrid, Hispaniae (A. CABALLERO). — var. **Withaniae** Gonz. Frag., Microm. de Melilla, in Mem. Soc. Españ. Hist. Nat. t. VIII, 1916, p. 340. — A typo differt ascis amplioribus, 56-70  $\times$  20-30, parietibus crassis, ascosporis distichis, 18-22  $\times$  6-7, loculis inaequalibus 1-2 guttulatis, paraphysibus obvallatis.

*Hab.* in caulibus ramulisque siccis *Withaniae frutescentis* (Solanaceae), prope Melilla, Hazuga, Marocco.

34. *Didymella eutypoides* J. E. Chenantais. Bull. Soc. Mycol. de Fr., XXXV, 1919, p. 130, fig. 23. — Peritheciis minutis, 2-300  $\mu$ , tectis, 2-3 sociatis, fuscis globoso-depressis fere nummiformibus, collabescentibus, cortice nigrefacta adnatis, crasse papillatis, aut immersis, mutuâ pressione deformibus, crustâ nigra ostiolis crassis vix exsertis liantibus punctata tectis, epidermide cinctâ nucleo albido persistente; ascis clavatis, stipitatis, apice rotundatis, tunicatis, 8-sp., paraphysibus ramosis copiosis obvallatis, 180  $\times$  25; sporidiis didymis fusoides utrinque attenuatis v. rotundatis medio constrictis, guttulatis, hyalinis, 20-25  $\times$  6-7.

*Hab.* in cortice *Populi nigrae* (Salicaceae), in vallo Pont-du-Cens, Nantes, Gallia. — Peritheciis sparsis ad *Didymellam nummulariam*, immersis ad *D. diaporthoidem* pertinent.

35. *Didymella montivaga* Bubák, III Beitr. Pilz. Montenegro, in Botanikai Közlemények, 1915, p. (57). — Peritheciis gregariis vel saepe dense seriatis, tectis, solum papilla brevissima erumpentibus, postea nudis superficialibus, globoso-applanatis, 300-400  $\mu$  in diam., nigris, nitidis, tunica crassa, grosse pseudoparenchymatica, intus fusca, extus fere atra; ascis cylindraceutis, 90-120  $\times$  9-13, apice late rotundatis, non vel parum incrassatis, breve pedicellatis, paraphysibus filiformibus obvallatis, octosporis; sporidiis distichis vel subdistichis, calceoliformibus, 18-22  $\times$  5,5-7,5 rectis, uniseptatis, loculo

superiore duplo longiore, parum latiore, hyalinis, eguttulatis.

*Hab.* in caulibus emortuis *Scrophulariae bosniacae* (Scrophulariaceae), Lokvice (ca. 1900 m.) in montibus Durmitorensibus et in monte Lojanik ad Dobri do (Distr. Durmitorensibus), Montenegro.

36. *Didymella fruticola* (Naumoff) Sacc., *Didymosphaeria fruticola* 6313

Naumoff, Champ. Oural, I (1915) p. 20, t. 1 f. 2.— Peritheciis globosis, immersis ostiolo erumpentibus, 175  $\mu$  lat., 160  $\mu$  altis; ascis cylindraceutis, paraphysatis, 82  $\times$  11 (part. sporif.); sporidiis oblique monostichis, octonis, ellipsoideis, medio constrictis, 13-14  $\times$  8,3, hyalinis, loculo superiore vix crassiore.

*Hab.* in fructibus *Veronicae Chamaedryos* (Scrophulariaceae), in Gub. Perm, Ural, Rossia.

37. *Didymella tiliaginea* Fautr. et Lam. — Sacc., Syll. XIV p. 535.— 6314

*Hab.* in ramis vivis *Tiliae microphyllae* (Tiliaceae), Paris, Galliae (HARLOT).— Perithecia 300-350  $\mu$  diam., ostiolo 25  $\mu$  diam. pertusa; ascis paraphysatis 70-80  $\times$  11; sporidia oblonga, utrinque rotundata, 1-septata, primo mucio tenui obducta, 20  $\times$  7,7,5. — A typo videtur recedere peritheciis lenticularibus, non globosis, mox denudatis, sporidiis diblastis, non 4-guttatis. An ab aetate? (Sacc., Notae Myc. XX, Nuovo Giorn. bot. it. 23., 1916, p. 222).

**DIDYMELLINA** v. Höhnel, Ann. Mycol. 16., 1918, p. 66.— Est *Didymella* paraphysibus destituta. — Jope n. — Typus gen.:

1. *Didymellina Iridis* (Desmaz.) v. Höhn., *Dothidea Iridis* Desmaz., Syll. 6315  
II p. 178.— Syn. sec. v. Höhn.: *Sacidium Desmazierii* Mont., *Sphaerella Iridis* Auersw.

**DIPLOCARPON** F. A. Wolf, in Bot. Gaz. LIV (1912) p. 231. — Perithecia e sentulo subcutaneo et excipulo innato constituta; sentulo mycelio subcutaneo, late extenso, atro-brunneo insidente, margine radialiter diffuso, contextu membranaceo, astomate sed centro stellatim deliscente; apothecio innato, primo sentulo separato, maturitate margine adjuncto. Ascis oblongi, filiformi-paraphysati octospori. Sporidia ellipsoidea, 1-septata, hyalina.

1. *Diplocarpon Rosae* F. A. Wolf, loc. cit., tab. 13.— Peritheciis epiphyllis, globosis vel disciformibus, 100-250  $\mu$  diam., sentulo atro-brunneo, subcutaneo, mycelio reticulato insidente, orbiculare, margine plus minusve radioso; apothecio primo epidermide tecto, demum margine sentuli adjuncto, in centro irregulariter stellatim de-

hiscente; ascis oblongis vel subclavatis, supra obtuse angustatis, 70-80  $\approx$  15; paraphysibus filiformibus, apice incrassatis, interdum 1-septatis; sporidiis irregulariter distichis, oblongo ellipsoideis, inaequaliter bicellularibus, ad septum constrictis, guttulatis, hyalinis, 20-25  $\approx$  5-6.

*Hab.* in foliis dejectis *Rosae* sp. (Rosaceae) in Amer. bor. et verisim. in Europa. — Sistit status ascophorus *Actinonematis Rosae*.

**MASSARINULA** Gen. de Lamarl. — Syll. XIV p. 386, XVI p. 483, XVII p. 658, XXII p. 160.

1. **Massarinula Cordiae** Rehm, Ascomye. Philipp. V, Leaflets of Philipp. Botany, VI (1914) p. 2199. — Peritheciis in ligno dealbato gregariis, primitus innatis, mox emergentibus et dimidia parte immersis, globulosis, atris, glabris, minute papillulatis, poro perspicuo pertusis, subcarbonaceis, 0,5-1 mm. diam.; ascis clavatis, octosporis, 60  $\approx$  10, paraphysibus teneris, ramulosis, J-; sporidiis 1-2-distichis, oblongis, utrinque obtusis, plerumque medio, rarius paululum infra medium septatis, non constrictis, strato mucoso tenui obductis, hyalinis, 12  $\approx$  5-6. 6317

*Hab.* in *Cordia Myxa* decorticata (Borraginaceae), Luzon, Prov. Laguna, Los Baños, ins. Philipp. (M. B. RAIMUNDO).

2. **Massarinula bambusicola** Rehm, Ascom. Philippin. VIII, in Leaflet of Philipp. Bot. VIII, 1916, p. 2944. — Perithecia innata, peridermio tecta globosa minutissime papillulata seriatim longitudinaliter aggregata, hemisphaerice protuberantia, nigra, crasse parenchymatice contexta 0,5-0,7 mm. lata; ascis clavati 70-75  $\times$  12, 8-spori; sporae fusioideae, utrinque obtusae interdum subcurvatae medio septatae, non constrictae, cellula superiore interdum latiore, hyalinae, 18-20  $\approx$  4-5, distichae, paraphyses filiformes. 6318

*Hab.* ad emortuam *Bambusam vulgarem* (Graminaceae), Los Baños, Ins. Philipp. (S. A. REYES).

3. **Massarinula donacina** Rehm, Ascom. Philippin. VIII, in Leaflet of Philippin. Bot. VIII, 1916, p. 2944. — Perithecia in maculis viridulo-fuscis, circiter 1 cm. latis, demum albidulis gregarie innata, subconoidea, minute papillulata, glabra, atra, carbonacea, 0,5-0,8 mm. lata; ascis clavati, 36-40  $\approx$  7, 8-spori; sporae fusiformes, medio septatae non constrictae, hyalinae, 10  $\approx$  3, distichae, paraphyses filiformes conglutinatae. 6319

*Hab.* ad calamos *Donacis cannaeformis* (Graminaceae), Los Baños, Ins. Philipp. (M. B. RAIMUNDO).

4. **Massarinula Oleae** J. E. Chenantais, Bull. Soc. Mycol. de Fr., XXXV 6320  
1919, p. 68 et p. 136, fig. 25. — Peritheciis parce gregariis nunc corticulis et semi-infossis, nunc lignicolis et superficialibus hemisphaericis, 1-2 mm., ostiolo brevi papillato nitido v. poriformi; ascis crasse tunicatis plus minusve stipitatis paraphysibus simplicibus copiose obvallatis, 100-130  $\approx$  15-18, in typo octosporis, sporidiis saepe plurimis abortis; sporidiis hyalinis didymis medio constrictis strato hyalino tenuissimo circumdatis, episporio crasso, 4 v. pluriguttulatis, dein eguttulatis, plasmate in oculis bipartito pseudo-septa distincte in vetustis aemulante, 29-32  $\approx$  11-13.

*Hab.* in ligno carioso **Oleae** (Oleaceae), Toulon, Gallia.

5. **Massarinula Vitalbae** J. E. Chenantais, Bull. Soc. Mycol. de Fr., 6321  
XXXV, 1919, p. 68, fig. 11, *d, e*. — Peritheciis paucis minutis, laxe gregariis, cortice tectis, ostiolo vix exserto denique hiante; ascis cylindraceo-clavatis apice incrassatis, stipitatis, 130  $\approx$  15, paraphysatis; sporidiis mono-vel distichis fusoidis, constricto-1-sept., 4-6 guttulatis, circulo hyalino cito aqua turgido, 12-15  $\mu$  circumdatis; 22-28  $\approx$  7-8 sine muc.

*Hab.* in cortice **Clematidis Vitalbae** (Ranunculaceae), Rigny, Gallia (FLAGEOLET).

6. **Massarinula obliqua** Sacc., Ann. Mycol. XIII n. 2 (1915) p. 127. — 6322  
Majuscula, laxe gregaria; peritheciis cortice nidulantibus non v. vix erumpentibus, globoso-depressis, 700-800  $\mu$  diam., nucleo griseo, dein atro, contextu denso parum distincto, ostiolo parum manifesto; ascis tereti-clavatis, amplis, 200  $\approx$  30-40, apice rotundatis, sensim breviter stipitatis, octosporis, copiose filiformi-paraphysatis; sporidiis distichis oblongis, curvis, 50-60  $\approx$  23-24 (muc. 4-5  $\mu$  cr. hyalino incluso), utrinque subrotundatis, 1-septatis, non v. vix constrictis, hyalinis.

*Hab.* in ramis emortuis **Mischocarpifuscescentis** (Sapindaceae), Los Baños, Ins. Philipp. (BAKER). — Ab affinibus *Massarinula italica* et *M. chilensi* sporidiis manifeste obliquis seu curvulis imprimis distincta.

**RHABDOSTROMA** Syd., Ann. Mycol. 14., 1916, p. 362 (Etym. *rhabdos* virga, et *stroma*). — Stromata elongato-linearibus subepidermalibus matricem rimose disruptentia ex hyphis brunneolis parallelis composita. Perithecia pariete proprio ex hyphis concentricè dispositis brunneis composito praedita, globulosa, in singula serie disposita, paraphysibus praedita, ostiolis minutis stromata perforantibus; ascis

octospori; paraphysibus genuinis nullis. Sporidia hyalina prope basim uniseptata.

1. *Rhabdostroma Rottboelliae* (Rehm) Syd., Ann. Mycol. 14., 1916, p. 362, *Apiospora curvispora* (Speg.) Rehm, Ascomyc. Philipp. III, in Philipp. Journ. of Sci. VIII (1913) p. 399, var. *Rottboelliae* Rehm, l. c. Leaf. Phil. Bot. 1914 p. 2199. — *Scirrhiella curvispora* Speg., Syll. IX p. 1030. — Stromatibus 0,5-1 (interdum confluentibus 2 cm.) longis; peritheciis confluentibus, monostichis, conspicue minute papillulatis; ascis subfusiformiter clavatis, sessilibus, ca. 100  $\approx$  18, octosporis, paraphysibus filiformibus 4-5  $\mu$  cr., septatis guttulatisque; sporidiis distichis, oblongo-clavatis, apice superiore obtuso latiore, inferiore angustato, 35-40  $\approx$  7-10, in parte tertia subcurvatis, ibique 3-5  $\mu$  supra basim transverse septatis, non constrictis, hyalinis.

*Hab.* in culmis emortuis *Rottboelliae exaltatae* (Graminaceae), Luzon, Prov. Laguna, Los Baños, ins. Philipp. (BAKER). — Differt ab *A. curvispora* modo papillodis exacte conspicuis, sporidiis non guttulatis; ab *A. luzonensi* Henn. sporidiis majoribus non constrictis vix diversa. Simillima etiam videtur *Ap. camptospora* Penz. et Sacc. modo « ascis cylindraceis erasse tunicatis », diversa.

**PLAGIOSTOMELLA** v. Höhnel, Ann. Mycol. 16., 1918, p. 52; 17., 1919, p. 131. — Differt a *Plagiostoma* Fück. sporidiis loculis inaequalibus praeditis. — Typus generis:

1. *Plagiostomella carpinicola* v. Höhn. 1918, l. c. (= *Apiospora carpinea* Rehm, Syll. III p. 189). 6324

**APIOSPORELLA** v. Höhn., Fragmente VIII, n. 389 (1909) nec Spe-gazzini 1910 (Deuteromycetæ). — Est *Apiospora* stromate destituta.

1. *Apiosporella cornina* Ch. E. Fairman, Mycologia 10., 1918, p. 243. — 6325  
Peritheciis sparsis v. gregariis depresso globosis v. distincte depressis primum epidermide pustulatum elevata tectis, suberumpentibus nigris 200-250  $\mu$  diam.; ascis clavato-cylindraceis, breviter stipitatis apice rotundatis 8-sporis, 40-50  $\approx$  13-15, paraphysibus filiformibus obvallatis; sporis irregulariter distichis, oblongo-obovatis utrinque subrotundatis, uniseptatis, non constrictis loculis inaequalibus inferiori distincte minori, loculo superiori longiori et duplo crassiori, hyalinis demum flavo-auratis, 20-23,33  $\approx$  6,66-7.

*Hab.* in matrice non indicata (? *Cornus*), Ute Park Colfax

C., 2200-2900 m. alt., New Mexico, Amer. bor. (P. C. STANDLEY).

**APIOSPORA** Sacc.— Syll. I p. 539, IX p. 659, XI p. 301, XIV p. 534, XVI p. 477, XVII p. 658, XXII p. 160.

1. **Apiospora aberrans** (Syd.) Sacc., *Apiosporella* Syd., Enum. Philipp. 6326 Fungi II, in Philipp. Journ. of Sci. VIII (1913) p. 486.— Peritheciis plus minusve aequaliter sparsis, solitariis in stromate effuso atro parce evoluto insidentibus, globosis, atris, subcarbonaceis, vertice per epidermidem fissam erumpentibus, 150-190  $\mu$  diam., distincte papillatis, pariete crasso, inferne vix evoluto, contextu opaco, nucleo albo; ascis clavatis, apice rotundatis, breviter stipitatis, 52-75  $\times$  16-19, octosporis, filiformi-paraphysatis; sporidiis distichis, ellipsoideis vel oblongis, utrinque obtusis, diu continuis, tandem prope basim distincte 1-septatis, hyalinis, 16-26  $\times$  6,5-11,5, cellula inferiore 3-4  $\mu$  tantum longa.

*Hab.* in culmis *Bambusa*e (Graminaceae), emortuis, Luzon, Manila, ins. Philipp.— A typo generico recedit peritheciis in macula stromatica insidentibus, parte basali excipulo vix evoluto.

2. **Apiospora Coryphae** (Rehm) Sacc., *Apiosporella* Rehm, Ascomyc. Philipp. III, in Philipp. Journ. of Sci. VIII (1913) p. 399.— In mycelio tenuissime et latissime effuso, cortici arete adhaerente, fuscidulo, parenchymatice dilute fuscidule contexto, algarum cellulis carente; peritheciis in plagulis subcircularibus nigrutulis gregarie plurimis consociatis, globulosis, 150  $\mu$  latis, apice subhyalinis, excipulo parenchymatice fusce contexto, tenuissimo; ascis ellipsoideo-clavatis, sessilibus, teneris, 35-40  $\times$  10-12, octosporis, aparamphysatis; sporidiis distichis, clavatis, rectis, infra medium septatis, non constrictis, hyalinis, cellula superiore 12  $\times$  5, inferiore 4  $\times$  5 longa.

*Hab.* in petiolis emortuis *Coryphae elatae* (Palmae), Luzon, Prov. Laguna, Los Baños, ins. Philipp. (BAKER).

**OXYDOTHIS** Penz. et Sacc.— Syll. XIV p. 674, XXII p. 409.— Stromatum sit spurium a Dothideaceis ad Sphaeriaceas referendum genus.— Cnfr. Syll. v. XXIV Sect. I p. 538.

1. **Oxydothis aequalis** Syd., Ann. Mycol. 15., 1917, p. 208.— Perithecia 6328 per partes majores matricis aequaliter denseque dispersa, plagulas plus minus effusas saepe caulem ambientes formantia, pseudo-stromate tenui saepe conjuncta, lenticularia, usque 0,5 mm. lata, atra, epidermide griseo-atrata semper tecta, ostiolo minutissimo, contextu parietis irregulariter fibroso: asci subcylindracei, tenuissime tu-

nicati, 200-300  $\times$  10-13, octospori, paraphysati; sporae distichae, fusoidae, utrinque acutissimae, medio 1-septatae, non constrictae, hyalinae, 70-80  $\times$  7-8.

*Hab.* in culmis bambusinis (Graminaceae), Biliran, Ins. Philipp. (R. C. Mc GREGOR).

2. **Oxydothis Höhnelii** (Rehm) Sacc., *Merrilliopectis Höhnelii* Rehm, *Ascomyc. Philipp.* I, in *Philipp. Journ. of Sci.* VIII (1913) p. 186. — Peritheciis in maculis 5-9 mm. latis, plus minusve arcte gregarie innatis, epidermide clypeiformiter denigrata, 0,4-0,5 mm. diam. obtectis, demum denudatis, globoso lenticularibus, substratice positis, 250-300  $\mu$  diam., fusco-nigritulis, ostiolo globuloso minimo prominente; ascis cylindraceis, tennibus, ca. 300  $\times$  12-15, paraphysibus filiformibus perpaucis obvallatis, octosporis; sporidiis distichis, fusiformibus, rectis, utrinque acutatis, medio septatis, non constrictis, utraque apice filiformiter 5  $\mu$  long. appendiculatis, hyalinis, 50-75  $\times$  6-7. 6329

*Hab.* in petiolis emortuis *Arengae* (Palmae), Luzon, prov. Laguna, Los Baños, ins. Philipp. (C. F. BAKER).

3. **Oxydothis tayabensis** (H. S. Yates) Trotter, *Merrilliopectis tayabensis* H. S. Yates, *Philipp. Journ. Sc.* XII (1917) p. 377. — Peritheciis solitariis vel plus minusve dense maculiformiter dispositis, sub cortice positis dein epidermide elevata et pertusa, pseudostromata atra, effusa, saepe conjuncta, sublenticularia, 350-500  $\mu$  lata, 100-150  $\mu$  alta; ostiolo minutissimo, vix perspicuo, contextu opaco, ascis elongato-clavatis, apice valde incrassatis, stipitatis, 210-230  $\times$  12-14 in perithecio fere horizontaliter dispositis; paraphysibus paucis; sporidiis plerumque distichis, fusiformibus, ad medium 1-septatis, non constrictis, hyalinis, utrinque longe et acutissime attenuatis, 90-100  $\times$  5-7. 6330

*Hab.* in trunco emortuo *Calami* sp. (Palmae), Basiad, Tayabas Luzon, Ins. Philipp. — Affinis *Oxyd. Höhnelii* Rehm.

4. **Oxydothis Daemonoropis** (Syd.) Syd., *Ann. Mycol.* 15., 1917, p. 208, *Merrilliopectis Daemonoropis* Syd., *Enum. Philipp. Fungi* II, in *Philipp. Journ. of Sci.* VIII (1913) p. 484. — Peritheciis in maculis 1-3 cm. longis densiuscule dispositis, pseudostromate spurio effuso saepe conjunctis, lenticularibus, 200-400  $\mu$  latis, epidermide lenissime elevata sed vix atrata tectis, ostiolo vix perspicuo praeditis, contextu opaco parenchymatico e cellulis 8-10  $\mu$  diam. composito; ascis longe clavatis, paraphysibus nullis vel perpaucis; sporidiis 2-4-stichis, inaequilateris, medio 1-septatis, non constrictis, ad api- 6331

ces acutissimis, hyalinis, 100-120  $\approx$  8-10.

*Hab.* in *D a e m o n o r o p i d e G a n d i c h a u d i i* emortuo (Palmae), Luzon, Prov. Laguna, Mt. Maquiling, ins. Philipp. (MERRILL). — Specimina vetusta, ascis jam dissolutis, sed certe hujus generis.

5. **Oxydothis Livistonae** Syd., Ann. Mycol. 15, 1917, p. 208. — Perithecia plus minus aequaliter denseque distributa, rotundata vel ellipsoidea, 0,5-1 mm. diam., applanata, lenissime convexula, in maturitate nitida, pseudostromate tenni atro effuso saepe conjuncta, subepidermalia, ostiolo minutissimo praedita, pariete irregulariter fibroso molli opaco, cavitate interiore 350-500  $\mu$  lata, usque 150  $\mu$  alta; ascis longe clavatis, tenniter tunicatis, superne gelatinoso-mitratis, usque 300  $\mu$  longis, 11-14  $\mu$  lati paraphysatis; sporae octonae, elongato-fusoideae, medio septatae non constrictae, hyalinae, utrinque acutissimae, 130-150  $\mu$  longae, medio 5-6  $\mu$  latae, 2-3-stichae.

*Hab.* in petiolis *L i v i s t o n a e* sp. (Palmae), Mt. Maquiling, Ins. Philipp. (C. F. BAKER).

**BERTIA** De Not. — Syll. I p. 581, IX p. 687, XI p. 305, XIV p. 541, XVI p. 489.

1. **Bertia Puttemansii** P. Henn., Hedw. vol. 48. (1908) p. 9. — Peritheciis caespitose gregariis, ovoideis, atris, subpilosis, 400-600  $\mu$  diam., dein collapsis-cupulatis; ascis clavatis, pedicellatis, vertice obtuse rotundatis, 55-80  $\approx$  10-18, octosporis, paraphysatis; sporidiis subdistichis, oblongis, curvulis, utrinque obtusis, medio 1-septatis, haud constrictis, hyalinis, 15-22  $\approx$  5-7.

*Hab.* in cortice arboris cujusdam, Serra da Cantareira, S. Paulo, Brasilia.

**DIMERINOPSIS** Syd., Annales Mycol. 15., 1917, p. 202 (Etym. a *Dimerina*, cui affinis inter Sphaeriaceas). — Perithecia omnino superficialia, mycelio insidentia, glabra, globulosa, parenchymatice contexta, papillata, tandem cupuliformiter collapsa, mollia, coriaceo-subcarbonacea. Ascis minuti, cylindricei vel clavati aut ventricosi, paraphysati. Sporae oblongae, hyalinae, bicellulares. Est quasi *Dimerina* papillato-ostiolata (cum *Melanopsamma* etiam comparandum).

1. **Dimerinopsis luzoniensis** Syd., l. c. — Perithecia in mycelio *Meliolae* parasitica; mycelium hyphas *Meliolae* dense amplectens, ex hyphis tennibus ramosis et copiose anastomosantibus tandem pelliculam renuem formantibus flavidulis 2-3  $\mu$  latis compositum; perithecia

superficialia, applanato-globosa vel globoso-conoidea, 100-145  $\mu$  diam. glabra, levia, distincte papillato-pertusa, poro ca. 12-15  $\mu$  lato, opace brunneo-atra, parenchymatice ex cellulis 7-9 diam. fuscidulis vel flavo-fuscis contexta; asci fasciculati, cylindraceo-clavati, ad apicem rotundati, sessiles, 28-35  $\times$  9-10, copiosissime paraphysati, 8-spори; sporae plerumque distichae, oblongae, 1-septatae, non constrictae, hyalinae, 9-10  $\times$  2,5-3,5, cellula superiore plerumque paulo latiore.

*Hab.* parasitica in mycelio *Meliolae* eujusdam ad folia *Cystandrae* spec. (Gesneriaceae), Mt. Banahao, Laguna, Ins. Philipp. (H. S. YATES).

2. **Dimerinopsis mindanaensis** (P. Henn.) Syd., l. c. — Ita vocandum 6335  
*Dimerosporium mindanaense* P. Henn. — Syll. XXII p. 34.

**MELANOMYCES** Syd., Ann. Mycol. 15., 1917, p. 196 (Etym. *melas* niger et *myces*).— Perithecia superficialia, basi immersa, inter cuticulam et epidermidem oriunda, irregulariter globosa, solitaria vel bina connata, parenchymatice contexta, coriaceo-carbonaceo atra, astoma, tandem vertice irregulariter aperta, nucleum paullo gelatinosum includentia; asci cylindracei, hyphis filiformibus paraphysoidis numerosis separati, octospori; sporae oblongae, hyalodidymae. Ad sunt status sequentes metagenetice connexi: dematiaceus genus *Hadronema* Syd. (cfr. Annal. Myc. VII, 1909, p. 172) sistens, et pycnidicus; pycnidia peritheciis similia; pycnidiosporae ellipsoideae, continuae, hyalinae, copiose evolutae, sporophoris nullis.

1. **Melanomyces quercinus** Syd., l. c.— Plagulas aterrimas amphigenas 6336  
primitus orbiculares sed mox effusas confluentesque 1-5 cm. longas vel latas densas rarius laxiores formans; perithecia inter hyphas *Hadronematis* dense stipatas solitarie vel densiuscule disposita, basi immersa, mycelio ex hyphis crassis articulatis brunneis formato deorsum per epidermidem penetrante, singula globosa vel irregulariter globosa, 140-200  $\mu$  diam. aterrima parte basali stromatica, parietibus lateralibus 20-30  $\mu$  crassis parenchymatice e cellulis exterioribus usque 10  $\mu$  diam., interioribus minoribus 4-7  $\mu$  diam. contextis, astoma, tandem vertice irregulariter aperto; asci cylindracei, breviter stipitati, 60-80  $\times$  9-11, octospori, hyphis filiformibus paraphysoidis ca. 1,5  $\mu$  crassis separati; sporae plerumque distichae, in ascis elongatis pro parte monostichae, oblongae, utrinque rotundatae vel breviter attenuatae, medio septatae, non constrictae, hyalinae, 12-15  $\times$  5-6.

*Hab.* in foliis *Quercus* spec. (Fagaceae), Panai, Benguet, Luzon, Ins. Philipp. (MARY STRONG CLEMENS).

**MELANOPSAMMOPSIS** G. Stahel, Mededeel. v. het Dep. van d. Landbouw in Suriname n. 6, 1916; De Zuid.-Amerikaanse Hevea-Bladzichte veroorzaakt door *Melanopsammopsis Ulei* n. gen., l. c. Bulletin n. 34, 1917, 111 pag. et tab. I-XXIX (Etym. a *Melanopsamma* eni affine).— Est *Melanopsamma parasitica* et *paraphysibus earenti*.— Typus gen.:

1. **Melanopsammopsis Ulei** (P. Henn.) G. Stahel, l. c., *Dothidella Ulei* 6337 P. Henn. (Syll. XVII p. 849). — Formae conidicae sistunt: *Aposphaeria Ulei* P. Henn., *Fusicladium macrosporum* Kuijper, *Passalora Heveae* Masee, *Scolicotrichum* Griff. et Maubl.

*Hab.* in *Hevea* (Euphorbiaceae), America australi.

**MELANOPSAMMA** Niessl.— Syll. I p. 575, IX p. 682, XI p. 303, XIV p. 539, XVI p. 486, XVII p. 658, XXII p. 162.

1. **Melanopsamma andina** Speg., Mycet. Argent. VI, Anal. Mus. Nac. 6338 Buenos Aires XXIII p. 53 (1912). — Maculis nullis; peritheciis sparsis vel gregariis, per corticis rimas erumpentibus, primo tectis dein, peridermio secedente, superficialibus vix basi insculptis, globosis, 180-250  $\mu$  diam., levibus, eximie ostiolato-papillatis contextu indistincto; ascis cylindraceutis, breviter attenuato-pediceellatis, 110-120  $\times$  15, paraphysibus paucis filiformibus vix longioribus cinctis; sporidiis mono-vel distichis, ellipsoideis, utrinque rotundatis, medio septatis et leniter constrictis, 22-25  $\times$  10, loculo superiore vix turgidiore, hyalinis, serius pallidissime rufis.

*Hab.* in truncis ramisque *Acanthocladii spinescens* (Compositae), in montanis Potrerillos prope Mendoza, Argentina.

2. **Melanopsamma Salviae** Rehm in Strasser, Ann. Mycol. IX, 1911, 6339 p. 80. — Peritheciis in caule subdenigrato gregariis, innatis, dein erumpentibus, subglobosis, atris, haud papillulatis, poro vix conspicuo pertusis, 0,3-0,5 mm. diam., excipulo crasso fusco, ad basim hyphis longis, rectangulariter ramosis, subfuscis, septatis, 3-4  $\mu$  cr., obsessis; sporis ellipsoideis, medio constricto-septatis, utraque cellula guttis 2 magnis oleosis repleta, hyalinis, 15  $\times$  5, distichis; paraphysibus filiformibus.

*Hab.* ad caulem *Salviae glutinosae* (Labiatae), Ybbsitz, Austriae inf. (P. LAMBERT).— *M. mendaci* Sacc. et Roum. proxima.

3. *Melanopsamma nitens* Rehm. — Syll. XVII p. 659 — var. *Talaumae* 6340  
Rehm, Ascomyc. Philipp. V, Leaflets of Philipp. Botany VI (1914)  
p. 2200. — Sporidiis medio septatis, haud guttatis, cellulis mox  
secedentibus,  $8 \approx 2$ .

*Hab.* in foliis *Talaumae villariana*e (Magnoliaceae),  
Luzon, Prov. Laguna, Los Baños, ins. Philipp. (S. A. REYES).

4. *Melanopsamma cylindrospora* Speg., Mycet. Argent. VI, Anal. Mus. 6341  
Nac. Buenos Aires XXIII p. 53 (1912). — Peritheciis sparsis, primo  
tectis dein denudato-superficialibus, ligno obscure cinereo-atro in-  
sidentibus, vix basi insculptis, glabris, coriaceis, opacis, 250-300  $\mu$   
diam., ostiolo non papillato praeditis, contextu subcarnosulo, im-  
perspicue subparenchymatico, olivaceo; ascis cylindraceutis, breviter  
attenuato-pedicellatis,  $150 \approx 10$ , densissime paraphysatis, jodii ope  
nulla; sporidiis recte monostichis, cylindraceutis, utrinque obtusis-  
sime rotundatis, prope medium septatis, non constrictis,  $18-20 \approx 8$ ,  
hyalinis.

*Hab.* in ramulis aridis *Condaliae lineatae* (Rham-  
naceae) in dumetis Potrerillos, prope Mendoza: Argentina.

5. *Melanopsamma pomiformis* Sacc. — Syll. I, 575 — var. *monosticha* 6342  
Keissler in Beitr. Bot. Centrbl. Abt. II, Bd. XXIX (1912) p. 400. —  
A typo differt ascis majoribus,  $120 \approx 15$  et sporidiis quoque majori-  
bus,  $22 \approx 9$ , in asco monostichis. A var. *minor* Sacc. differt praeter-  
ea ob sporidia non guttulata.

*Hab.* in ramis siccis *Sorbieriae* (Rosaceae), in Kara-  
wanken, Carniola.

6. *Melanopsamma sphaeroidea* W. Kirschst., Krypt. Fl. Brandenb. VII 6343  
p. 225 (1911). — Peritheciis superficialibus, plus minusve dense  
gregariis, e basi applanata sphaeroideo-depressis, 150-200  $\mu$  diam.,  
ostiolo minuto praeditis, excipulo atro, tenui, fragili, dense con-  
texto, calvo, tenuiter ruguloso; ascis cylindraceutis vel obclavatis,  
brevissime pedicellatis, sursum rotundatis et valde incrassatis, oc-  
tosporis,  $60-80 \approx 14-20$ , paraphysibus copiosis, filiformibus, ramosis,  
ascos superantibus; sporidiis irregulariter distichis vel inferne sub-  
tristichis, ellipsoideis, elongato-ovoideis vel fere clavatis, utrinque  
rotundatis, rectis vel parum curvatis, initio grosse 2-guttulatis,  
bilocularibus, non constrictis, hyalinis, dein brunneolis,  $20-26 \approx 7-8$ .

*Hab.* in ligno decorticato *Salicis cinerea*e (Salicaceae),  
Rathenow in Germania. — Affinis *M. suecicae* Rehm sed plurimis  
notis distincta.

7. *Melanopsamma emersa* Rehm, Ann. Mycol. X, 1912, p. 391. — Peri- 6344

theeciis arete congregatis, primitus epidermide tectis, dein denudatis, globoso-conoideis, atris, laud opacis, minute papillulatis, glabris, ad basim hyphis subfuscis, subramosis, 4  $\mu$  cr., obsessis, excipule laud carbonaceo, crasso 0,3-0,4 mm.; ascis clavatis apice rotundatis,  $90 \approx 14$ , octosporis; sporis oblongo-fusoideis, rectis, utrinque rotundatis, medio septatis, non constrictis, utraque cellula 1-2 guttata,  $25 \approx 4$ , distichis; paraphysibus filiformibus.

*Hab.* ad ramulum *Salicis retusae* (Salicaceae), in alpe Lechleiten, Tiroliae (ADE). — *Mel. sphaeroideae* Kirschst. proxima sed differt peritheciis primum immersis nec tantum superficialibus, magnitudine minoribus, sporis hyalinis nec demum brunneolis.

8. **Melanopsamma aquatica** (Plöttner et Kirschst.) Kirschst. in Krypt. 6345  
Flora Brandenb. VII p. 226 (1911) — Ita vocanda *Amphisphaeria aquatica* Plöttner et Kirschst. (in Salicaceis). — Syll. XXII, 183.
9. **Melanopsamma Waghernei** House in N. Y. State Mus. Bull. 179 6346  
[1914] p. 37 (1915). — Ita vocanda *M. borealis* E. et E. — Syll. XI, 305 — cum extet anterior *M. borealis* (Karst.) Sacc. — Syll. I, 578.
10. **Melanopsamma Merrillii** H. S. Yates, Philippin. Journ. Sc. Manila 6347  
XII (1917) p. 376. — Peritheciis paucis, superficialibus, globosis, atris, carbonaceis, 200-500  $\mu$  diam., ostioli papillatis; ascis cylindraceis, 120-130  $\approx$  8-10, 4-sporis, paraphysatis, paraphysibus filiformibus; sporidiis monostichis, ellipticis, ad medium 1-septatis et levissime constrictis, utrinque obtusis, hyalinis, 22-24  $\approx$  6-8.

*Hab.* in truncis indeterminatis in silvis prov. Sangiriu Alabat, Ins. Philipp.

11. **Melanopsamma lichenoides** Rehm, Ascom. Philippin. VIII, in Leaflet. 6348  
of Philipp. Bot. VIII, 1916, p. 2944. — Perithecia in ramulo corticato late fuscato vel dealbato laxe gregaria, ad basim innata, lenticularia, atra nitentia, glabra, poro umbiliculato pertusa, tenuiter carbonacea, 1 mm. diam.; asci clavati crasse tunicati, 60-70  $\approx$  10-12, 4-8 spori, J-; sporae oblongae, utrinque rotundatae medio septatae et constrictae quaque cellula 1-magniguttata, hyalinae, 20-24  $\approx$  10, 1-stichae. Paraphyses filiformes.

*Hab.* ad ramulos emortuos deciduos, Los Baños, Ins. Philipp. (U. F. BAKER). — *Mel. salicariae* (Karst.) Sacc. affinis.

**ERIOSPHAERIA** Sacc. — Syll. I p. 597, IX p. 696, XI p. 307, XVI p. 490, XVII p. 659, XXII p. 164.

1. **Eriosphaeria albido-mucosa** Rehm, Ann. Mycol. XI, 1913, p. 150. — 6349  
Peritheciis gregariis, in ramulis emortuis, late albide mucosis ses-

silibus, globulosis, haud papillulatis, poro vix conspicuo pertusis, parenchymatice fuscidule contextis, pilis dispersis rectis, acutis, fuscis, 40-60  $\approx$  3, undique obsessis, 0,1 mm. diam.; ascis subfusiformibus, clavatis, 40-45  $\approx$  6, octosporis; sporis fusoideis, rectis v. subcurvatis, utrinque acutatis, medio demum septatis ibique vix constrictis, utrinque guttulas 2 includentibus, hyalinis, distichis, 12-14  $\approx$  3; paraphysibus nullis.

*Hab.* ad ramulos Corni sanguineae (Cornaceae), prope Welka, Moraviae (PETRAK). — *Er. Scheremetieffianae* P. Henn. proxima sed differt forma magnitudine sporarum.

**MELANOPSAMMELLA** v. Höhnelt, Ann. Mycol. 17., 1919, p. 121. — Perithecia supra levia infra tantum hyphis praedita, carbonaceo-rimosa, ostiolo depresso conoideo praedita; asci numerosi cylindracei octospori; paraphyses tenues filiformes rigidae; sporae hyalinae, biloculares, articuli saepe secedentes. — Status imperfectus *Gonytrichum* sistit.

1. *Melanopsammella inaequalis* (Grove) v. Höhnelt, *Eriosphaeria inaequalis* Grove, Syll. IX p. 697. 6350

**OTTHIELLA** Sacc.— Syll. I p. 739, XVI p. 1135, XVII p. 662, XXII p. 167.

1. *Otthiella Jacquemontiae* Syd., Ann. Mycol. 14., 1916, p. 80. — Peritheciis in stromate subcarbonaceo atro parum evoluto dense caespitosis, ovato-globosis, 150-180  $\mu$  diam., atris, in sicco collapsis, minute papillatis, pariete ex cellulis polygoniis 10-12  $\mu$  diam. atro-subcoeruleis composito; ascis cylindraceo-clavatis, stipitatis, 50-65  $\approx$  8-11, paraphysatis; sporidiis monostichis usque distichis, ellipsoideo-oblongis, medio 1-septatis, non constrictis, utrinque rotundatis vel parum attenuatis, 4-guttulatis, hyalinis vel subhyalinis (an tandem dilutissime brunneolis?), 13-16  $\approx$  4-5,5. 6351

*Hab.* ad basim caulium et in superiore radice parte Jacquemontiae evolvuloidis (Convolvulaceae), Pariné, Rio Branco Brasiliae (E. ULE).

2. *Otthiella cyathoidea* Rehm, Ascomyc. Philipp. VI, Leaflets of Philipp. Botany, VI (1914) p. 2259. — Stromate distincto nullo; peritheciis gregariis, interdum caespitosis, ad lignum vix fuscidulum sessilibus, peridermium perrumpentibus, piriformibus, nigris, non papillulatis, ostiolo minutissimo praeditis, seabriusculis, siccis umbilicatis, ad basim valde contractis, subrugulosis, 0,4 mm. diam., 6352

crasse parenchymatice contextis; ascis ovatis, teneris,  $25 \approx 6-8$ , paraphysibus non conspicuis; sporidiis tristichis, oblongis vel subfusoidis, rectis, medio septatis, hyalinis,  $6 \approx 2$ .

*Hab.* in ramo deciduo emortuo, Los Baños, ins. Philipp. (E. SABLÁN). — Propter formam mox cyathodeam, ascos ovales et minutiem sporarum hyalodidymarum vix *Otthiellae* species.

**GIBBERA** Fr. — Syll. I p. 599, IX p. 306, XIV p. 542, XVI p. 491, XVII p. 662, XXII p. 168.

1. *Gibbera tinctoria* Masee, Bull. Bot. Gard. Kew, 1911, p. 226. — 6353

Peritheciis epiphyllis, densissime aggregato-constipatis, crustam atram superficiem foliorum obtegentem efficientibus, globosis, purpureo-atris, rugulosis, ostiolo papillulato donatis, 0,5 mm. diam., contextu minutissime parenchymatico, sordide purpureo; ascis cylindraceo-clavatis, apice crassiuscule tunicatis, basi attenuato-pedicellatis,  $80 \approx 7-8$ ; sporidiis oblique distichis, ellipsoideis, utrinque rotundato-truncatis, 1-septatis, dilutissime flavis,  $11-12 \approx 5-6$ .

*Hab.* in foliis *Monotis glabris* (Dipterocarpaceae), in Rhodesia, Afr. trop. (ALLEN).

2. *Gibbera philippinensis* Rehm, Ascom. Philippin. VIII, in Leaflet of 6354

Philippin. Bot. VIII 1916, p. 2946. — Perithecia in caespitulis sessilibus, 0,5-0,8 mm. latis, 2-4 arcte congregata, fere connata, globulosa, minutissime papillulata, glabra, nigra, 0,15 mm. lata, subcarbonacea, sicca umbilicata. Asci fusiformes,  $65-70 \approx 15-18$ , 8-sporei 1-; sporae fusoidae, utrinque acutatae, medio septatae et constrictae, utraque cellula 1-magniguttata, valde scabriusculae, strato mucoso cinctae, nubiloso-hyalinae,  $15-20 \approx 5-6$ , 2-dien transverse 1-stichae, paraphyses filiformes.

*Hab.* ad emortuum *Schizostachyum* (Graminaceae), Mt. Maquiling, Ins. Philipp. (C. F. BAKER).

**CANTHAROSPHAERIA** R. Thaxter, Bot. Gazette, 69., 1920, p. 3. — Perithecia superficialia, sparsa, subdimidiata, membranacea, ostiolata, ostiolo fasciculatim piligero. Asci octospori aparaphysati; sporidia hyalodidyma.

1. *Cantharosphaeria chilensis* R. Taxter, l. c. tab. I fig. 1-5. — Peritheciis 6355

subhemisphaericis mycelio brunneo ex hyphis ramosis crasse tunicatis efformato praeditis, nigro-brunneis rugulosis,  $70-80 \approx 40-45$  pilis circiter 12. confertis, irregularibus, simplicibus brunneis,  $35 \approx 2,5-3$ ; ascis brevibus obtusis, e basi abrupte angustata sporiferis,

apice obtusis,  $28 \approx 10$ ; sporidiis hyalinis medio septato-constrictulis, loculo inferiori saepe parum angustiori, subdistichis,  $12-14 \approx 4,5-5$ .

*Hab.* ad superficiem *Cucujidorum* (Coleoptera), inter frustula vegetalia dejecta, Corral Chile, America austr.

**GRIPHOSPHAERIOMA** v. Höhnel, Ber. deutsch. bot. Ges. XXXVI, 1918, p. 312. — Stroma diatrypeoideum, erumpens. Perithecia collo praedita; membrana ex hyphis perpendiculariter paralleleque dispositis efformata. Paraphyses elongatae, filiformes. Asci cylindricei 8-spori. Sporidia monosticha, hyalina, elongata, transverse uniseptata. — Typus gen.:

1. **Griphosphaerioma Symphoricarpi** (Rehm) v. Höhn, l. c. *Plowrightia* 6356  
Rehm, Asc. exs. 1974 quae dehest in Sylloge, non *Plow. Symphoricarpi* Ell. et Ev., Sylloge IX p. 1042.

#### Sect. 5. Phaeodidymae

**PHAEOSPHAERELLA** Karst. — Syll. IX p. 723, XI p. 312, XVI p. 498, XVII p. 675, XXII p. 169.

1. **Phaeosphaerella Aceris** v. Höhn., Fragm. z. Mykol. 799, in Stzgsb. 6357  
Akad. Wiss. Wien CXXII. 1, p. 285 (1913). — Peritheciis hypophyllis in maculis brunneis rotundatis, obscurius marginatis, 3-6 mm. latis laxe gregariis, usque ad  $120 \mu$  diam., brunneis, eximie cellulosis, ostiolo applanato  $20 \mu$  lato praeditis, hyphis copiosis, brunneis, brevi-cellularibus (cellulis  $8-24 \mu$  longis)  $6-10 \mu$  latis saepe subtorulosis et concreescentibus cinctis; ascis copiosis, cylindraco-clavatis, aparaphysatis, sessilibus,  $40-52 \approx 8$ ; sporidiis octonis, oblique monostichis vel pro parte distichis, pallide olivaceo-viridibus, breviter clavatis, ad septum parum constrictis,  $8-9 \approx 3,5-4$ , loculo superiore saepe paullo obscuriore, ovoideo,  $5 \mu$  longo, loculo inferiore breviter cylindraco, rotundato,  $3 \mu$  circ. longo.

*Hab.* in foliis hibernatis dealbatis *Aceris Pseudoplatani* (Aceraceae), Sonntagsberg, Austria infer. (STRASSER).

2. **Phaeosphaerella Eriodendri** (Kuijper) Trav., *Mycosphaerella* E. Kuijper, Rec. Trav. botan. Neerl. XI (1914) p. 44. — Maculis pallide griseis margine e brunneo rufescente cinctis; peritheciis parenchymate immersis,  $75-100 \mu$  diam.; ascis oblongo-fusoideis,  $60-75 \approx 10-12$ ; sporidiis ellipsoideis, ntrinque attenuatis, ad septum constrictis,  $15-17 \approx 4,5$ , e lutescentibus brunneis,

*Hab.* in foliis *Eriodendri anfractuosi* (Bombacaceae), in Surinam.

3. *Phaeosphaerella Trotterii* Sacc., Notae Mycol. XX, Nuovo Giorn. 6359  
bot. it. v. 23., 1916, p. 222.—Trotter, Marcellia XV, 1916, p. 80,  
cum icon.—Peritheciis biogenis, erumpentibus, dense congregatis  
et maculas effusas nigricantes efformantibus, punctiformibus, glo-  
buloso-depressis, dein leviter umbilicatis, 90-110  $\mu$  diam., glabris,  
ostiolo subrotundo, 14-16  $\mu$  diam. pertusis; contextu minute cellu-  
loso, fuligineo; ascis crasse obovato-clavatis apice rotundatis, basi  
brevissime tenuato-stipitatis, 45-50  $\times$  18-20, rarius 50  $\times$  14-15, octo-  
sporis, paraphysibus nullis (nisi mucro quodam) obvallatis; spori-  
diis in medio asco tristichis, tereti-oblongis, utrinque rotundatis,  
subrectis, constricto-1-septatis, 14-16  $\times$  7-7,5, olivaceo-fuligineis, in-  
tus farctis v. nubilosis.

*Hab.* ad excrescentias sive gallas (circ. 1 cm. latas) (entomoge-  
nas, vel mycocecidium?) ramulorum vivorum *Cisti salvifolii*  
(Cystaceae), in rupestribus, S. Giacomo di Lauro, Avellino, Italia  
merid. (A. TROTTER).—A ceteris generis speciebus bene distincta.

4. *Phaeosphaerella Paspali* L. R. Tehon, Bot. Gazette 67., 1919, p. 508, 6360  
tab. XVIII fig. 5.—Peritheciis amphigenis, immersis, subsphaeroid-  
eis, 125-137  $\mu$  diam., ostiolo minuto 10-15  $\mu$  lato praeditis; ascis  
confertis subcylindraceis, 55-60  $\times$  8, octosporis; sporidiis brunneis,  
oblongis v. fusoides, inaequaliter uniseptatis, septo constrictulis  
12-15  $\times$  3-5; paraphysibus nullis.

*Hab.* in foliis *Paspali glabri* Poir. (Graminaceae), Ma-  
ricao, Porto Rico.

5. *Phaeosphaerella japonica* Shirai et Hara, Bot. Magaz. Tokyo XXV 6361  
(1911) p. 72, tab. 2 fig. 15-17. — Maculis initio tenuibus dein la-  
tioribus confluentibusque, ex obscure brunneis griseo-brunneis; pe-  
ritheciis sparsis, immersis, globosis vel hemisphaericis, interdum  
ovoideis, ostiolo papillato praeditis, obscure brunneis, membrana-  
ceis, 70-90  $\mu$  diam.; ascis oblongis, clavatis vel cylindraceis, apice  
rotundatis, octosporis, paraphysatis, 50-60  $\times$  12-15; sporidiis disti-  
chis, fusiformibus vel ellipsoideis, 1-septatis, ad septum constrictis,  
initio hyalinis dein luteo-brunneis, 7-8  $\times$  5-6.

*Hab.* in foliis *Cercidis chinensis* (Leguminosae), Prov.  
Mino, Gifu, in Japonia (K. HARA).

6. *Phaeosphaerella Desmodii* (Syd.) Sacc., *Aphysa Desmodii* Syd., Ann. 6362  
Mycol. 15., 1917, p. 205.—Maculas epiphyllas atras 1-2,5 mm. la-  
tas e peritheciis numerosis punctiformibus compositas formans; pe-

peritheciis subcuticularibus dense gregariis, nitentibus, 60-100  $\mu$  latis, 35-50  $\mu$  altis, linea basali plana obscure brunnea ca. 5  $\mu$  crassa, pariete superiore convexo atro 5-6  $\mu$  crasso cuticula semper tecto parenchymatice e cellulis 5-6  $\mu$  diam. contexto. ostiolo 15-20  $\mu$  lato; asci sessiles, paraphysati, subclavati vel ventricosi-cylindrati. 40-50  $\approx$  13-16, octospori; sporae distichae, oblongo-ellipsoideae, medio septatae, non constrictae, utrinque rotundatae, olivaceo-brunneae, 11-12  $\approx$  5.

*Hab.* in foliis *Desmodii sinuosi* (Leguminosae), Panai, Benguet, Luzon, Ins. Philipp. (MARY STRONG CLEMENS).

7. **Phaeosphaerella Theae** Petch, Ann. R. Bot. Gard. Peradeniya, v. VI, 6363 P. III, 1917, p. 224.— Peritheciis immersis, epiphyllis, nigris, minutis, 80-100  $\mu$  diam.; ascis paucis, clavatis, octosporis, 50  $\approx$  12; sporis fusoides, uniseptatis, loculo superiore majore, apice rotundato, inferiori sub-oblongo, apice obtuso, 9-14  $\approx$  4-5.

*Hab.* in foliis *Theae* (Theaceae), Peradeniya, Ceylon.

**BOLOSPHAERA** Syd., Ann. Mycol. 15., 1917, p. 201.— Mycelium tenue in aliis fungis parasiticum, ramosum vel anastomosans; perithecia superficialia, minuta, subglobosa, ostiolo plano praedita, glabra, levia, contextu minute grumoso vel globuloso; asci tenues oblongi vel clavulati, paraphysati, octospori; sporae bicellulares, in maturitate coloratae.

1. **Bolosphaera subferruginea** Syd., l. c.— Hyphae in mycelio *Meliolae* 6364 spec. parasiticae, tenues flavidulae vel fuscidulae, 2-3  $\mu$  crassae; perithecia subglobosa, 110-140  $\mu$  diam., levia, glabra, contextu subferrugineo, irregulariter granuloso, ostiolo plano praedita, asci oblongi vel clavulati, sessiles vel sessilibus, 30-36  $\approx$  10-12, octospori, paraphysati; sporae oblique monostichae usque distichae, oblongae vel oblongo-clavulatae, utrinque rotundatae vel basim versus leniter attenuatae, medio vel circa medium septatae, non constrictae, 10-12  $\approx$  2-3, diu hyalinae, tandem flavidae vel flavo-fuscidulae.

*Hab.* parasitica in mycelio *Meliolae* ad folia *Tabernaemontanae Pandacacui* (Apocynaceae), pr. Bataan, Ins. Philipp. (M. RAMOS).

2. **Bolosphaera degenerans** (Syd.) Syd., Ann. Mycol. 15., 1917, p. 201, 6365 ? *Dimerium degenerans* Syd., Ann. Mycol. 11., 1913, p. 403.— Mycelio in alio fungo (*Meliolae* spec.?) parasitico ejusque hyphas arcissime ambiente et rete densissimum formante, ex hyphis olivaceo-fuscidulis saepissime anastomosantibus 1.5-2.5  $\mu$  crassis non vel

parce septatis composito; peritheciis globosis, gregariis, atris, ostiolo plano praeditis, glabris, 70-100  $\mu$  diam., contextu peculiari haud parenchymatico sed ex particulis minutissimis composito; ascis plerumque saccatis, apice incrassatis et obtusis, sessilibus, 40-50  $\approx$  15-18, octosporis, aparaphysatis; sporidiis 3-4-stichis, oblongo-clavatis, medio 1-septatis et non constrictis, utrinque obtusis, ex hyalino olivaceo-fuscis, 16-20  $\approx$  3,5-4, cellula superiore saepe latiore.

*Hab.* in mycelio alienjns fungi, ad folia *Sersalisia ensambarensis* (Sapotaceae), parasiticum, Amani, Africa trop. or. (GROTE).

**TICHOTHECIUM** Flotow.—Syll. IX p. 723, XIV p. 551, XVI p. 498, XVII p. 676, XXII p. 170.

1. **Tichothecium grossum** Körb., *Parerga Lich.* p. 469 (Discothecium); 6366 Vouaux, *Bull. Soc. Mycol. Fr.*, 1913 p. 59. — Peritheciis sparsis, magnis, 1-2 mm. crassis, verruciformibus demum irregulariter tuberculiformibus, ostiolo umbilicato praeditis; ascis breviter clavatis, 6-8-sporis, sed plerumque 6-sporis; sporidiis parvis, soleaeformibus, brunneis, 2-3 latitudinem superantibus.

*Hab.* in thallo *Gyrophorae arcticae* (Lichenes), in Germania — Ubi sporidia continua a typo generis recedit.

2. **Tichothecium pygmaeum** Körb.—Syll. IX p. 726.—Var. **Fusco-atrae** 6367 (Steiner) Vouaux, *Bull. Soc. Mycol. Fr.* 1913, p. 64., *Tichothecium Fusco-atrae* Steiner, *Beitr. Lich. Fl. Griech.* p. 161. — Peritheciis ostiolo parvo praeditis, usque ad 150  $\mu$  latis; ascis regulariter clavatis, raro ellipsoideis, 24-sporis; paraphysibus nullis; sporidiis, late ellipsoideis, utrinque rotundatis, raro magis elongatis, demum brunneo-obscuris et constrictis, uniseptatis, 9-11  $\approx$  4,8-6,6.

*Hab.* in thallo *Lecideae fumosae* var. *fusco-atrae* (Lichenes), in Penthelico prope Athenas, Grecia (STEINER).

**DIDYMOSSPHAERIA** Fuck.—Syll. I p. 701, IX p. 728, XI p. 312, XIV p. 551, XVI p. 498, XVII p. 676, XXII p. 170.

1. **Didymosphaeria macrosporella** (v. Höhn.), *Massariopsis macrosporella* 6368 v. Höhnel, *Ber. deutsch. bot. Ges. Wien*, XXXV, 1917, p. 248 (nomen nudum).— A *M. acerina* sporidiis multo majoribus diversa (enfr. Fragmente z. Mykol. 1035, in Sitzb. k. Ak. d. Wiss. Wien 1917).

*Hab.* in *Acere* (Aceraceae), Europa, loco?

2. **Didymosphaeria fucicola** Sutherl., *New Phytologist*, XIV, 1915, p. 6369 188.— Mycelium diffusum; perithecia simplicia, sparsa, 120-140  $\mu$

diam., globosa v. pyriformia, contextu membranaceo, immersa, ostiolo brevissimo pseudo-clypeum atrum perfrigente; asci copiosi, 70-90  $\approx$  10-14, cylindracei vel clavati, octospori; paraphyses filiformes vel apicibus incrassatae; sporidia ovoidea, 16-22  $\approx$  7-8, 1-septata, primo hyalina demum flavescentia, constricta.

*Hab.* in thallo vivo *Fucus vesiculosus* (Algae), Orkney, Britannia.

3. *Didymosphaeria pelvetiana* Sutherl., New Phytologist v. XIV, 1915, 6370 p. 185, fig. 2. — Mycelium diffusum, perithecia simplicia, sparsa, minuta, circa 90-115  $\mu$  diam., globosa, membranacea, tota immersa, ostiolo brevissimo, pseudo-clypeo perfringente; asci crebi cylindracei vel apicibus attenuati, 55-75  $\approx$  9-11, parietibus tenuibus, octospori; paraphyses filiformes v. raro in duos tres ramos divisae; sporidia disticha, fusiformia, 18-24  $\approx$  5-6, 1-septata, primo hyalina, demum flavescentia, leviter constricta.

*Hab.* in thallo vivo *Pelvetiae canaliculatae* (Algae), Orkney and Solent, Britannia.

4. *Didymosphaeria Blumeae* Rehm, Ascomyc. Philipp. IV, Leaflets of 6371 Philipp. Botany, VI (1913) p. 1939. — Peritheciis cortici late fuscato innatis eumque protuberantibus, interdum prorumpentibus, globulosis, nigris, minutissime papillulatis, poro perspicuo pertusis, glabris, 250  $\mu$  diam., membranaceo-contextis; ascis evanidis; sporidiis fusoideis, rectis, medio septatis constrictisque, utraque cellula magniguttata, fuscis, 15  $\approx$  6.

*Hab.* ad *Blumea balsamifera* (Compositae), emortuam, Luzon, Prov. Laguna, Los Baños, ins. Philipp. (C. F. BAKER).

5. *Didymosphaeria decolorans* Rehm — Syll. XIV p. 553. — Var. *americana* Sacc., Notae Mycol. XXII (R. Acc. Pad. 1917 p. 165). — 6372 Dignoscitur maculis in cortice albido-griseis, nec flavo-fuscis; ascis longioribus et angustioribus, 75-80  $\approx$  5, copiose filiformi-paraphysatis; sporidiis monostichis ellipsoideis, 9-10  $\approx$  4-4,5 constricto 1-septatis, fuliginis.

*Hab.* in ramis corticatis *Corni stoloniferae* (Cornaceae), Whitestone gully, Amer. bor. (BRECKLE). — Nutat ad gen. *Amphisphaerium* sed perithecia diu epidermide tenui rimosaque velata.

6. *Didymosphaeria spillogena* Sacc., Nuovo Giorn. Bot. it. N. S. v. XXII, 6373 1915, p. 36. — Maculis sparsis, e rotundo angulosis, 3-6 mm. diam., interdum confluentibus, ex alutaceo albidis, non v. tenuissime atromarginatis; peritheciis epiphyllis, sparsis, globoso-lenticularibus, initio velatis, 250-300  $\mu$  diam., poro pertusis, contextu denso, atro-

fuligineo; ascis tereti-fusoideis, paraphysatis (immaturis visis); sporidiis (ex ascis jam resorptis) oblongis, utrinque rotundatis, 1-septatis, constrictulis,  $9-10 \approx 4,7-5$ , rectis, olivaceo-fuligineis.

*Hab.* in foliis adhuc viventibus sed marmoratis. *Quercus Ilicis* (Fagaceae), Fossi di Valletta, Addolorata, in Ins. Melita. — Peritheciis exquisite maculiculis etc., videtur species distincta.

7. *Didymosphaeria moravica* Rehm, Ann. Mycol. XI, 1913, p. 151. — 6374

Peritheciis gregariis, sub epidermide dealbatis, demum elevata nidulantibus eamque papillula minima perforantibus, globulosis, nigricantibus, 0,2 mm. diam., parenchymatice cinereo-fuscidule contextis; ascis cylindraceutis, apice rotundatis, vix stipitatis, 8-sporis,  $130 \approx 10-12$ ; sporis oblongis v. oblongo-clavatis, utrinque rotundatis, medio septatis et constrictis, primitus hyalinis, guttulis oleosis repletis, demum subfuscis, utraque cellula 1-guttata, strato mucoso non obvolutis,  $12-17 \approx 8-9$ , monostichis. Jope episporium valde coerulee tinctum. Paraphysibus filiformibus, 3-4  $\mu$  lat.

*Hab.* in ramulo *Quercus Roboris* (Fagaceae), prope Podhow, Moraviae (PETRAK). — *Did. sociali* Sacc. proxima.

8. *Didymosphaeria Eutypae* M. Sureya, Bull. Soc. Mycol. de Fr. 1911, 6375

p. 220, fig. 1-2. — Peritheciis globulosis, brunneis, in localis vetustis stromatorum *Eutypae latae* nascentibus,  $169-200 \mu$ ; ascis paraphysatis, cylindraceuto-clavatis, basim attenuatis, 8-sporis,  $70 \approx 9$ ; sporidiis late ovoideis vel fere rotundatis, brunneis, medio 1-septatis, non constrictis,  $8 \approx 7,5-8$ .

*Hab.* in ramo emortuo *Quercus* (Fagaceae), in stromatibus vetustis *Eutypae latae*, in silva Fontainebleau, Gallia.

9. *Didymosphaeria infossa* Sacc., Philipp. Journ. of Sc. Manila P. I, 6376

1921, p. 597. — Peritheciis gregariis strato ligneo profunde immersis; globulosis 0,3-0,5 mm. diam. et collo elongato, cylindrico matrix superficiem attingentibus, nigris, contextu minute celluloso, fuligineis; ascis cylindraceutis, brevissime stipitatis, apice rotundatis,  $190-200 \approx 12$ , 8-sporis, obsolete paraphysatis; sporidiis monostichis, fusoidis, utrinque acutatis, rectis v. inaequilateris, 1-septatis, non constrictis,  $28 \approx 8$ ; eximie longitrorsum striatis, olivaceis v. fusco-olivaceis.

*Hab.* in culmis emortuis *Bambusae vulgaris* (Gramineae), Kwang Tung, Canton, Cina (REINKING). — A ceteris speciebus bambusicolis rite dignoscenda; cum *Anthostomella profunda* Sacc. situ perithecorum mire convenit, etsi diversissima.

10. *Didymosphaeria striatospora* Sydow, Annales Mycol. XI, 1913, 6377

p. 260.— Peritheciis solitariis v. binis consociatis, innatis, epidermide conspicue et nitide atrata tectis, maculas atras 0,5-2,5 mm. longas efficientibus, globulosis, 0,12-0,2 mm. latis, ostiolo papilli-formi; ascis cylindræis, apice obtusis, sessilibus, 110-140  $\times$  11-14, octosporis: paraphysibus non visis; sporidiis monostichis, oblongo-ellipsoideis v. oblongis, utrinque obtusis, medio 1-septatis et constrictis, brunneis, quoque cellula saepe grosse 2-guttata, distinctissime striatis, 20-25  $\times$  6,5-8.

*Hab.* in vaginis caulibusque *Miscanthi sinensis* (Graminaeae), Kawanye-mura prov. Mino, Japoniae (K. HARA).

11. *Didymosphaeria anisomera* Sacc., Notae Myc. XX, in Nuovo Giorn. 6378

bot. it. 23., 1916, p. 202.— Ascis oblongis, minutis, expallentibus praecipue epiphyllis, cum maculis majoribus atropurpureis non fungiferis commixtis; peritheciis gregariis innatis, non erumpentibus globosis, leniter depressis, poro 12-14  $\mu$  lato pertusis, circ. 100  $\mu$  diam.; contextu laxe celluloso, dilute fuligineo; ascis cylindræis, 8-sporis, apice subrotundatis, basi tenuatis, subsessilibus, 55-65  $\times$  11-11,5, paraphysibus parum distinctis; sporidiis distichis v. oblique monostichis, tereti-oblongis, utrinque rotundatis, 1-septatis, leviter constrictis, 14-17  $\times$  4-5, olivaceo-rufulis, loculo superiore fere duplo longiore et ob plasma bipartitum spurie 1-septato.

*Hab.* in foliis languidis v. emortuis *Sorghii vulgaris* (Graminaeae), Los Baños, Ins. Philipp. — Notis macularum et sporidiorum facile distincta species.

12. *Didymosphaeria Linderæ* Sacc., Ann. Mycol. XII, 1914, p. 297.— 6379

Peritheciis late et dense gregariis, subcutaneo-erumpentibus, globosis, 250-450  $\mu$  diam. nigris, nucleo albo dein atro faretis, ostiolo obtuso brevissimo; ascis tereti-clavatis, brevissime obtuse stipitatis, apice rotundatis, 130-160  $\times$  16-20, octosporis, paraphysibus diffuentibus; sporidiis distichis v. oblique monostichis, ellipsoideis, utrinque rotundatis, medio septatis, vix constrictis, 20-25  $\times$  10-12, levibus, fuligineis, eguttatis,

*Hab.* in ramis emortuis *Linderæ Benzoin* (Lauraceae), London Ont., Amer. bor. (J. DEARNESS).— Lignum peritheciis subjacens fuscescit v. nigrescit. Affinis *Did. Rhamici* Fabr., qua omnibus partibus minor; an varietas?

13. *Didymosphaeria Stowardi* Sacc., Ann. Mycol. XIII., 1915 p. 138.— 6380

Peritheciis amphigenis, laxe gregariis, epidermide velatis, globoso-depressis, 250-300  $\mu$  diam. nigris obtuse et brevissime papillatis, contextu irregulariter celluloso, crassiusculo, olivaceo-fuligineo;

ascis cylindraceis, apice rotundatis, brevissime sensim pedicellatis, 95-120  $\approx$  14, copiose filiformi-paraphysatis, 8-sporis; sporidiis recte v. oblique monostichis, oblongo-ellipsoideis, utrinque rotundatis, rectis, 17-18  $\approx$  7,5-8, badio-fulvis, grosse 2-guttulatis, medio 1-septatis, leniterque constrictis, tunica crassiuscula.

*Hab.* in foliis emortuis *Daviesiae multiflorae* (Leguminosae), Australia (STOWARD).

14. *Didymosphaeria Prosopidis* Bubàh, Ann. Naturh. Hofmus. Wien 6381

XXVIII (1914) p. 198. — Peritheciis dense gregariis, subepidermicis, globosis, 120-150  $\mu$  diam., demum seminudis, nigris, crassis, apice conico, contextu distincte pseudoparenchymatico, extus nigro intus flavido; ascis oblongo-clavatis, crasse tunicatis, praecipue ad apicem, brevissime pedicellatis, paraphysatis, octosporis, 50-75  $\approx$  18-20; sporulis 3-rarius 2-stichis, ellipsoideis, 19-23  $\approx$  7,5-9,5, flavidis vel flavo-brunneis, apice attenuato-rotundatis, uniseptatis, leniter constrictis, loculo superiore majore.

*Hab.* in ramis emortuis *Stephanianae* (Leguminosae), prope El Hammam, ad confines Mesopotamiae et Arabiae orientalis.

15. *Didymosphaeria insularis* Sacc., Nuovo Giorn. Bot. it. N. S. v. XXII, 6382

1915, p. 37. — Peritheciis gregariis initio subcutaneis et epidermide atrata nitida tectis, depresso globosis, obtusis, 300  $\mu$  diam., ostiolo parum manifesto, nigris; ascis cylindricis, apice rotundatis, breviter crassiuscule stipitatis, filiformi-paraphysatis, 60-65  $\approx$  6, octosporis; sporidiis oblique monostichis, oblongo-ellipsoideis, rotundatis v. acutulis, 10  $\approx$  4,7-5, constricto-1-septatis, fuligineo-olivaceis.

*Hab.* in caulibus emortuis *A sphodeli ramosi* (Liliaceae), frequens, in Insula Melita.

16. *Didymosphaeria Bryonthae* (Arnold) Wint. — Syll. IX p. 738. — 6383

Var. *Stellulatae* Vouaux, Bull. Soc. Mycol. Fr. 1913, p. 111. — Peritheciis sparsis sed numerosis, immersis globoso-depressis, 110-150  $\mu$  diam.; contextu brunneo, crasso, e cellulis supra polygoniis lateraliter elongatis, 3-5  $\mu$  cr. efformato; ascis stricte clavatis, tenuiter tunicatis, apice crassioribus, late breviterque pedicellatis, octosporis, apice rotundatis, 62-65  $\approx$  10,5-12; paraphysibus disjunctis, numerosis, filiformibus ramosissimis et quandoque anastomosantibus, parum septatis, ascos longioribus, 1  $\mu$  cr.; sporidiis supra distichis infra monostichis, ellipsoideo-oblongis, utrinque late rotundatis, loculo inferiori plerumque angustiori, primum olivaceis dein brunneis, medio 1-septato-constrictulis, 10-15  $\approx$  5-6.

*Hab.* in thallo *Buelliae stellulatae*, Colombières Herault (A. DE CROZALS), *Urceolariae actinostomae*, in ins. Hawai (Abbe FAURIE), *Rhinodinae exiguae* (Lichenes), prope Dunkerque (D. BOULY DE LESDAIN).

17. *Didymosphaeria microstictica* (Leight.) Wint. — Syll. IX p. 738. — 6384

Var. *Albo-atrae* Vouaux, Bull. Soc. Mycol. Fr. 1913, p. 112. — Peritheciis laxe gregariis, sphaeroideis et supra parum depressis, 140-200  $\mu$  lat.; contextu e cellulis 4-5  $\mu$  cr.; ascis clavatis, octosporis, 64-80  $\approx$  14-17; sporidiis distichis 13,5-17  $\approx$  5,5-8.

*Hab.* in thallo *Diplotommæ alboatrae* (Lichenes), St. Laurents Herault, Gallia (A. DE CROZALS).

18. *Didymosphaeria Kernerii* (Steiner) Vouaux, Bull. Soc. Mycol. Fr. 6385

1913, p. 108, *Polycoctum Kernerii* Steiner, Beitr. z. Lichenfl. Griech. u. Eg. p. 162. — Peritheciis congregatis, emergentibus, demum hemisphaericis, ostiolo minuto praeditis, nigris, 200-300  $\mu$  diam.; ascis primum fusoides, dein cylindraceis, octosporis; paraphysibus filiformibus septatis, ramosis, 3-4 cr.; sporidiis late ovoideis, utrinque rotundatis, primum hyalinis, dein obscure-brunneis, 1-septatis, halone circumdatis, 11-14  $\approx$  8-9, quandoque transverse monostichis.

*Hab.* in thallo *Lecidiae fumosae* var. *fusco-atrae* (Lichenes), in Penthelico, Grecia (STEINER).

19. *Didymosphaeria maculans* Vouaux in Pitard et Harm., Bull. Soc. 6386

Bot. Fr. LVIII (1911), Mém. 22 p. 71. — Vouaux, Bull. Soc. Myc. de Fr., 1913, p. 109. — Mycelio maculas nigras in superficie ramulorum vel etiam apotheciorum usque 3 mm. latasistente; hyphis plerumque in longitudinem dispositis, ramis lateralibus anastomosantibusque copiosis praeditis, sinuosulis, 2-4,5  $\mu$  cr., cellulis 3-10  $\mu$  longis, circa perithecia radiantibus, interdum gemmas fuscas sphaericas vel late ovaes 2,5-6  $\mu$  longas, solitarias vel catenulatas producentibus; peritheciis in maculis gregatim dispositis, immerso-prominulis, subsphaericis, 100-160  $\mu$  diam., ostiolo simplici pertusis, nigris, contextu crasso, sub microscopio fusco, pseudoparenchymatico, cellulis polyedris 3-4  $\mu$  latis; ascis clavatis, crasse stipitatis, apice tunica incrassata; sporidiis plerumque 4, rarius 5-6, rarissime 8, mono-vel distichis, 12,5-16  $\approx$  5,5-6,5; paraphysibus sat copiosis, irregularibus, ramosis, interdum anastomosantibus, parce septatis, guttulatis, 1,5-2  $\mu$  cr., ascorum longitudinem parum superantibus.

*Hab.* in thallo *Ramalinae subgeniculatae* (Lichenes), Ladera de Guimar, Teneriffa, alt. 900 m. (PITARD).

20. **Didymosphaeria epicrassa** (Oliv.) Vouaux, Bull. Soc. Mycol. Fr. 6387 1913, p. 108, *Buellia epicrassa* Oliv., Par. Lichen. Fr. p. 29.— Peritheciis arete gregariis maculis circularibus nigris efformantibus, 0,6-1,2 mm. diam., nonnullis quandoque centro tuberculiformi concretescentibus et aliis circinnantibus, nigris, immersis, subsphaeroideis 85-150  $\mu$  diam.; contextu supra obscure brunneo, infra pallidore, pseudoparenchymatico e cellulis polygoniis 3-4,5  $\mu$  cr. efformato; ascis cylindraceutis breviter crasseque pedicellatis, crasse tunicatis, octosporis, 58-78  $\times$  12-16,5; paraphysibus distinctis, numerosis, filiformibus, parum septatis, ramosis, quandoque anastomosantibus, 1,5  $\mu$  cr.; sporidis brunneis, distichis, 1-septato-constrictulis, ovoideo-oblongis, utrinque late rotundatis, infra parum angustioribus, 15-21  $\times$  6-8.

*Hab.* in thallo *Squamariae crassae* (Lichenes), Tarn (E. SUDRE), Brézines, Mons, Hérault (A. DE CROZALS), Gallia.

21. **Didymosphaeria wandelensis** P. Har. in Hue, Lichens, Exped. arctique Française (1903-1905), 1908, p. 8 (*Endococcum*).— Peritheciis immersis, minutissimis, 120  $\times$  100, coriacellis, ovato-globosis, poro simplici pertusis, pariete e contextu minute parenchymatico efformato, apicem versus (25  $\mu$  circiter) incrassato et obscuriori, deorsum 8  $\mu$  crasso fuligineo-pellucido; contextu albido; ascis sat numerosis, cylindraceutis, indistincte paraphysatis, 70  $\times$  6; sporis octonis, monostichis, inaequaliter transverse uniseptatis constrictisque, obscure fuscis, 12-14  $\times$  4-6.

*Hab.* in apotheciis *Lethariae Wandelensis* (Lichenes), Insula Booth-Wandel, Antarticae (Exped. gallica Charcot 1903-1905).

22. **Didymosphaeria Borgii** Carnana-Gatto et Sacc., Nuovo Giorn. bot. 6389 it. N. S. v. XXII, 1915, p. 37.— Peritheciis densiuscule gregariis subcutaneo-erumpentibus, prominulis, globosis, breve papillatis, 300-380  $\mu$  diam., nigris, contextu irregulariter celluloso, fuligineo; ascis cylindraceutis apice rotundatis, breviter angustato-stipitatis, 80-90  $\times$  7-8, copiose filiformi-paraphysatis, octosporis; sporidiis oblique monostichis, utrinque acutulis, ellipsoideis, medio 1-septatis non constrictis, rectis, 10-12  $\times$  4,8-6, fulvo-fuligineis.

*Hab.* in ramulis emortuis *Rosae sempervirentis* (Rosaceae), Boschetto, in Ins. Melita (G. BORG).— Var. **Meliae** Sacc. l. c. p. 37.— Peritheciis paullo minoribus 180-200  $\mu$  diam. durioribus; ascis jam resorptis; sporidiis 11,5-12  $\times$  4,7, fuligineis. *Hab.* in ramulis fructiferis *Meliae Azedarach* (Meliaceae), Addolorata, Ins. Melita.

23. **Didymosphaeria eucalyptina** Sacc., Nuovo Giorn. Bot. it. N. S. v. 6390  
XXII, 1915, p. 36. — Peritheciis plerumque epiphyllis, laxe gregariis, non maculicolis, globoso-lenticularibus, initio velatis, 300  $\mu$  diam., poro pertusis, nigricantibus; ascis cylindraceutis, apice rotundatis, brevissime crasse stipitatis, 60-70  $\times$  7-7,5, paraphysibus filiformibus obvallatis, octosporis; sporidiis oblique monostichis, oblongo-ellipsoideis 9,5-10  $\times$  4,7-5, atro-fuligineis, medio 1-septatis, leviter constrictis, rectis.  
*Hab.* in foliis morientibus *Eucalypti gummiferae* vel *E. Globuli* (Myrtaceae), Addolorata, in Insula Melita. — Affinis *D. epidermidis*, a qua differt, praeter locum, peritheciis non collabescentibus, gregariis, non sparsis, sporidiis paullo angustioribus.
24. **Didymosphaeria minutelloides** Rehm, Ascomyc. Philipp. I in Philipp. Journ. of Sci. VIII (1913) p. 186. — Peritheciis gregariis, cortici interiori late denigrato insidentibus, demum per epidermidem haud decoloratam prorumpentibus, globulosis, glabris, minutissime papillulatis, nigro-fuscis, parenchymatice crasse contextis, ca. 150  $\mu$  latis; ascis clavatis, apice rotundatis, teneris, 45-50  $\times$  7, octosporis, filiformi-paraphysatis; sporidiis distichis, clavatis, medio septatis et subconstrictis, cellula superiore latiore, inferne angustata, fuscis, 7-8  $\times$  2,5.  
*Hab.* in petiolis emortuis *Arengae* (Palmae), Luzon, Prov. Laguna, Los Baños ins. Philipp. (C. F. BAKER). — Affinis *D. minutellae* Penz. et Sacc. sed sporidiis clavatis, inferne subacutatis, ad septum constrictis et loculis facile separabilibus.
25. **Didymosphaeria Housei** Dearness, Mycologia S., 1916, p. 100. — Peritheciis sparsis, nigro-brunneis, epidermidem pustulatim elevantibus, 0,3 mm. diam.; ostioliis brevissimis, interdum obsolete; ascis cylindraceutis, breviter stipitatis, 65-72  $\times$  5-6, paraphysatis; sporidiis constricto-1-septatis fumose brunneis, arete 1-septatis, 8-9  $\times$  4-4,5.  
*Hab.* in ramis emortuis *Ceanothi americani* (Rhamnaceae), Albany, N. Y., Am. bor. (H. D. HOUSE). — A *Did. Ceanothi* sporidiis multo minoribus differt.
26. **Didymosphaeria fructicola** Naoumoff, Bull. Soc. Oural. Amis Sc. Nat. 6393  
XXXV (1915) p. 20 extr., tab. 1 fig. 2. — Peritheciis fere globosis, immersis, ostiolo erumpentibus, 175  $\mu$  lat. 160 altis; ascis cylindraceutis, paraphysatis, p. sp. 82  $\times$  11; sporidiis oblique monostichis, ellipsoideis, medio constrictis, hyalinis, 13,8  $\times$  8,3, loculo superiore vix crassiore.

*Hab.* in fructibus *Veronicae Chamaedryos* (Scrophulariaceae), Gub. Perm in Rossia. — Sporidiis hyalinis?

27. *Didymosphaeria leptitana* Trotter, *Nuovo Giorn. bot. it.* 1916, p. 6394

14, cum icon. — Peritheciis gregariis, primum subcutaneis dein insidentibus, nigris, minutis, globoso-conoideis, 90-120  $\mu$  diam., contextu minute parenchymatico pallide fuligineo, ostiolo 20-30  $\mu$  lato; ascis subclavatis v. subellipsoideo-clavatis, basi breviter attenuato-stipitatis, 40-50  $\mu$  long., medio 15-17  $\mu$  latis, octosporis, juventute tunica plerumque ad apicem crassiore; paraphysibus non visis verisimiliter evanidis collabescentibus; sporidiis distichis, elongato-ellipsoideis v. cylindraco-subfusoides, rectis v. leniter curvulis, medio septo distincto praeditis, loculis subaequilongis, extus strato mucoso tenui indutis, 13-16  $\times$  3,5-4 v. 12-14  $\times$  3,5, primum subhyalinis dein pallide flavo-brunneis.

*Hab.* in foliis ramulisque languidis *Reaumuriae vermiculatae* L. (Tamaricaceae), Uadi Ngasa prope Homs (in ditone leptitana), Tripolitaniae (TROTTER).

28. *Didymosphaeria petrakiana* Sacc., *Ann. Mycol.* XII, 1914, p. 286. — 6395

Peritheciis phyllogenis, amphigenis, punctiformibus, globoso-conoideis, nigris, subcutaneo-erumpentibus, 100-150  $\mu$  diam., vix papillatis; ascis tereti-clavatis, brevissime stipitatis, apice rotundatis, 60-70  $\times$  7,5-9,5, paraphysibus filiformibus (genuinis?) obvallatis, octosporis; sporidiis distichis v. oblique monostichis, oblongo-biconoideis, constricto-1-septatis, 14-15  $\times$  4,5-6, intense olivaceis, loculo sup. lenissime crassiore, inferiore paullo acutiore.

*Hab.* in foliis omnino corruptis *Tiliae* (Tiliaceae), M. Weisskirchen, pr. Teplitz, Germania (F. PETRAK). — Affinis *Did. phyllogenae* Wint. a qua, praeter patriam, differt paraphysibus potius spuriis, non septatis etc.

29. *Didymosphaeria caespitulosa* Sacc., *Ann. Mycol.* XIII (1915), p. 127. — 6396

Peritheciis subcutaneo-erumpentibus, plerumque hinc inde in caespitulos minutos aggregatis, nigris, globulosis, breviter acutiuscule papillatis, 150-180  $\mu$  diam., contextu dense celluloso, atrofuligineo; ascis tereti-clavulatis, breviter sensim pedicellatis, apice rotundatis, copiose filiformi-paraphysatis, 50-55  $\times$  9-10, octosporis; sporidiis distichis, elliptico — v. ovato-oblongis, utrinque obtusulis, medio constricto-1-septatis, fulvo-fuligineis, 12-13  $\times$  5-5,5, loculo infero saepe tenuissime angustiore.

*Hab.* in ramis emortuis *Premnae Cumingianae* (Verbenaceae), Los Baños, Ins. Philipp. (BAKER).

30. *Didymosphaeria inconspicua* Rehm, Ascom. Philippin. VIII, in 6397  
 Leaflet. of Philippin. Bot. VIII, 1916 p. 2948.— Perithecia gregaria, cortici dealbato innata, globulosa, glabra, fuscidula, ostiolo minutissimo vix conspicuo prominente, membranacea; asci cylindraceuti apice rotundati, 8-spori,  $100 \times 8$ , J-; sporae ellipsoideae, medio septatae et valde constrictae, utrinque subattenuatae, rectae, utraque cellula 1-magniguttata, fuscidulae,  $12-14 \times 5$ , 1-stichae. Paraphyses nullae.

*Hab.* ad ramum emortuum *Premnae odoratae* (Verbenaceae), Los Baños, Ins. Philipp. (C. F. BAKER).— Peritheciis membranaceis, plane absconditis et defectu paraphysium notabilis. *Phaeosphaerellae? donacinae* Speg. proxima videtur. Utraque ad *Phaeodidymellam* Rehm trahendae.

31. *Didymosphaeria tetraspora* Masee, Bull. Bot. Garden Kew, 1907 6398  
 p. 124.— Peritheciis sessilibus, erumpentibus, dense gregariis, convexis, glabris, circa ostiolum depressis, ostiolo subprominente, nigris, 0,5 mm. latis; ascis cylindraceutis, basi sensim attenuatis, apice obtusis, jodio haud tinctis,  $100 \times 20-22$ , tetrasporis; sporidiis fusoidis, 1-septatis, brunneis,  $32-35 \times 8-10$ ; paraphysibus filiformibus, ascis longioribus, aequalibus.

*Hab.* in ramis dejectis, Sarawak, Borneo.

**STEGASTROMA** Syd., Ann. Mycol. 14., 1916, p. 81 (Etym. a *stegē* clypeus). — Perithecia immersa, pariete tenui molli, superne clypeo firmo matricem occupante et nigrificante connexa. Ostiolum cylindraceutum, obtusum, clypeum perforans. Asci paraphysati, octospori. Sporidia brunnea, elliptica, 1-septata, cellula basali minutissima pallidiore.

1. *Stegastroma Theissenii* Syd., l. c.— Stromatibus epiphyllis, orbicularibus appanato-hemisphaericis 0,5 mm. diam., atris vel atro-brunneis, levibus parum nitidulis, vertice papillatis, tandem late pertusis, peritheciis singulis in quoque stromate, in superiore parte contextus matricis evolutis depresso globosis,  $300-350 \mu$  latis,  $140-160 \mu$  altis, ad latera et basim hyphis paucis cinctis, fere sine ullo pariete; clypeo atro,  $40-60 \mu$  crasso; ostiolo  $80 \mu$  lato, ca.  $130 \mu$  alto clypeum perforante; paraphysibus numerosis evolutis; ascis stipitatis, cylindraceutis, octosporis, p. sp.  $70-75 \times 8-9$  (cum sporidiis monostichis) vel  $50-55 \times 9-11$  (cum sporidiis distichis); paraphysibus filiformibus; sporidiis ellipsoideis, griseo-brunneis usque fusco-brunneis, utrinque rotundatis, inferne parum ovato-attenua-

tis, 12-14  $\times$  5,5, ad basim septatis, cellula basali plerumque leniter pallidiore et vix 2  $\mu$  metiente.

*Hab.* in foliis *Pithecolobii* sp. (Leguminosae), Seringal, S. Francisco Rio Acre, Brasiliae (E. ULE).

**STEGASPHAERIA** Syd., Ann. Mycol. 14., 1916, p. 362 (Etym. a *steges* clypeus). — Stromata epiphylla phyllachoroidea, atra, clypeum atypicum epidermale vel subepidermale formantia. Perithecia singula in quoque stromate, mesophyllum occupantia, pariete proprio fibroso-celluloso pallidiore praedita, collo distincto per epidermidem hypophyllum prorumpente praedita. Asci clavati vel cylindracei, paraphysati. Sporidia phaeodidyma. — A subgen. *Microthelia* generis *Didymosphaeriae* vix distinctum.

1. **Stegasphaeria pavonina** Sydow, l. c. — Maenlis distinctissimis, circinatim in annulos permagnos 2-20 cm. latos dispositis, amphigenis, in hypophyllo fumosis, in epiphyllo flavis vel flavo-brunneolis mox arescendo albidis vel griseolis, stromatibus epiphyllis pluribus plus minus dense aggregatis, minutissimis, punctiformibus, atris, nitentibus, clypeum atypicum formantibus; peritheciis plerumque singulis, totum mesophyllum occupantibus, 250-350  $\mu$  latis, 200-300  $\mu$  altis, appanato-globosis, pariete flavo-brunneo, proprio, e pluribus stratis hypharum angustarum composito, collo vel ostiolo crasso per epidermidem hypophyllum elevatam erumpente praeditis; ascis plerumque cylindraceis, apice incrassatis et rotundatis, basi breviter stipitatis, paraphysatis, 150-180  $\times$  16-22, 4-8-sporis; sporidiis monostichis, late ellipsoideis, medio septatis et constrictis, primo flavidis vel flavo-brunneis, mox atro-brunneis et opacis, utrinque late rotundatis, superficie asperulis, 20-26  $\times$  10-14. 6400

*Hab.* in foliis *Macaeranga* sp. (Euphorbiaceae), M. Maquilang, ins. Philipp. (C. F. BAKER).

**ASTROSPHAERIELLA** Sydow, Annales Mycolog. XI, 1913, p. 260 (Etym. ab *Astrosphaeria*, cui affine genus). — Perithecia primitus innata et papilla tantum per epidermidem prorumpentia, subcarbonacea, mox omnino per epidermidem radiatim in lacinias acutas fissam prorumpentia et fere superficialia, conica, atra, glabra. Asci cylindracei, paraphysati, octospori. Sporidia fusioidea, medio 1-septata, colorata.

1. **Astrosphaeriella fusispora** Sydow, in l. c., p. 260, 261 fig. IV. — 6401  
Peritheciis sparsis, primitus epidermide atra tectis, mox erumpen-

tibus et basi insculpta applanata subsuperficialibus, sed lacinulis matricis cinctis, eximie tornato-conoideis, glabris, levibus, atris, 0,7-1 mm. latis et altis, carbonaceis, papilla nitidula praeditis; ascis cylindraceis, apice obtusis, 75-115  $\times$  15-18, octosporis; paraphysibus numerosis, filiformibus, ascis superantibus, 1  $\mu$  crassis; sporidiis distichis, fusoideis, utrinque attenuatis, medio 1-septatis et constrictis, pluriguttulatis, 38-48  $\times$  6-8, dilutissime fuscidulis.

*Hab.* in culmis emortuis *Phyllostachydis bambusoidis* (Graminaceae), Kawaue-mura, pr. Mino, Japoniae (K. HARA) et in culmis *Bambusae*, in ins. Philipp. (BAKER).

2. **Astrosphaeriella stellata** (Pat.) Sacc., *Amphisphaeria stellata* Pat., 6402  
Bull. Soc. Mycol. Fr. 1913, p. 223.— Peritheciis gregariis v. sparsis, subsuperficialibus, conoideis, nigris, duris, carbonaceis, levibus, poro apicali apertis, cuticula stellatim lacerata circumdatis,  $\frac{2}{3}$ - $\frac{3}{4}$  mm. altis, parietibus crassis sed fragilibus, nucleo albido; ascis cylindraceis, apice obtusis, 150-160  $\times$  10-12, octosporis; paraphysibus, numerosis, hyalinis, linearibus plus v. minus ramosis; sporidiis distichis, fusoideo-elongatis, utrinque acutatis, septo constrictulis, contentu diviso et tunc simulatim-articulatis, 35-45  $\times$  5-7.

*Hab.* in culmis *Bambusae* (Graminaceae), Hanoi Tonkin, Asiae (DUPORT).— Habitus omnino *Leptosphaeria stellatae* sed sporidiis uniseptatis nec quinqueseptatis diversa.

**PROTOVENTURIA** Berl. et Sacc. — Syll. IX p. 741, XI p. 315.

1. **Protoventuria vancouverensis** Dearn., Mycologia, 9., 1917, p. 348.— 6403  
Peritheciis sparsis, tenuiter carbonaceis, e globoso conicis, setosis, 120-150  $\mu$  diam., setulis rigidis, acuminatis, pungentibus, 30-55  $\times$  4-6 (basi); ascis tereti-fusoideis, rectis curvulisve 45-55  $\times$  14; paraphysibus linearibus asco longioribus, pareis; sporidiis fuliginosis 2-3-seriatis, 1-septatis, 2-4-nucleatis, 14-15  $\times$  4,5-5, cellula sup. latiore saepe grosse 1-nucleata, inf. 2-nucleata.

*Hab.* in cortice emortuo *Aceris* sp. (Aceraceae), Vancouver Island (JOHN MACOUN).

**AMPHISPHAERIA** Ces. et De Not. — Syll. I p. 718, IX p. 741, XI p. 315, XIV p. 555, XVI p. 503, XVII p. 683, XXII p. 179.

1. **Amphisphaeria Fourcroyae** P. Henn., Hedw. vol. 48. (1908) p. 10.— 6404  
Maculis effusis, fuscidulis; peritheciis sparsis, innato-superficialibus, subglobosis, ostiolatis, atris, 160-200  $\mu$  diam.: ascis cylindraceis, vertice obtusis, octosporis, paraphysatis, 80-100  $\times$  10-12; spo-

ridiis oblique distichis, oblongis vel clavatis, utrinque obtusis, medio septatis, haud constrictis, olivaceo-fuscis, 12-20  $\times$  5-7.

*Hab.* in foliis *Founeroyae giganteae* (Amaryllidaceae), Rio de Jan., Petropolis, Brasilia. — A *Didymosphaeria pachythea* Sacc. et Syd. distincta.

2. **Amphisphaeria Elaeagni** Rehm, *Ascom. Exsicc. Fasc. 48. n. 1938* et 6105  
*Ann. Mycol. IX, 1911, p. 369.* — Peritheciis gregariis, cortici immutatae interdum seriatim innatis, singulis v. binis coalitis, per corticem plerumque laciniatam prorumpentibus ab eaque cinctis, globoso-conoideis, atris, haud nitentibus, minutissime papillulatis, hemiglobose prominentibus, glabris, excipulo crasso, parenchymatice fusce contexto, haud carbonaceo, 0,5-0,8 mm. diam.; ascis cylindraceis, apice rotundatis, c. 150  $\times$  15-17, octosporis, J. ope — ; sporis oblongis, utrinque paullulum attenuatis et rotundatis, medio septatis, vix constrictis, hyalinis, demum subfuscis, 22-25  $\times$  10, monostichis; paraphysibus filiformibus, septatis, hyalinis 3  $\mu$  cr.

*Hab.* in ramis *Elaeagni angustifoliae* (Elaeagnaceae), in arenosis Bolschoe Barsuki prope Tschelnae prov. Turgaj Turkestanica (ANDROSSOW).

3. **Amphisphaeria fungorum** E. Licent, *C. R. Ac. Sc. Paris, t. 170., 1920,* 6106  
*p. 60, cum icon.* — Peritheciis primum immersis olivaceis demum liberis, nigris, sphaeroideis v. ovoideis, 0,2-0,5 mm. diam., sparsis v. gregariis; ascis numerosis paraphysatis, paraphysibus hyalinis, linearibus septatis; ascis clavatis 300-400  $\times$  20-40, octosporis; sporidiis oblique monostichis, bilocularibus, brunneis, raro 2-3 septatis, ovoideis v. fuscoideis, medio fortiter constrictis.

*Hab.* parasiticum in *Corticio calceo et lacteo* (Fungi), Bombes prope Valenciennes, Gallia. — Status ascophorus *Clasterosporii fungorum* (Fr.) Sacc.

4. **Amphisphaeria bambusina** Syd., *Enum. Philipp. Fungi I, in Philipp. Journ. of Sci. VIII (1913) p. 274.* — Peritheciis solitariis vel binis, ternis aut quaternis seriatim dispositis, applanato-globulosis, primitus immersis, dein plus minusve erumpentibus et laciniis matricis ruptae semper cinctis, levibus, atris, papilla obtusa nitidula instructis, 700-1000  $\mu$  diam., carbonaceis, pariete ca. 70-100  $\mu$  crasso; ascis clavatis, apice rotundatis, breviter stipitatis, 170-210  $\times$  20-30, octosporis, paraphysibus numerosissimis, stipatis, hyalinis, 1-1,5  $\mu$  crassis; sporidiis recte vel oblique monostichis, ellipsoideis vel ellipsoideo-oblongis, utrinque late rotundatis, medio septato-constrictis, obscure castaneo-brunneis, 32-36  $\times$  15-17.

*Hab.* in culmo emortuo *Bambusa e* (Graminaceae), Luzon, Prov. Bataan, Limay, ins. Philipp. (P. W. GRAFF).

5. **Amphisphaeria khandalensis** Rehm, in Theissen, Ann. Mycol. IX, 6408 1911, p. 158. — Peritheciis applanato-globosis, parum immersis, cortice velut annulo denigrato breviter cinctis, levibus, nigris, papilla obtusa instructis, circ. 700  $\mu$  diam.; ascis fusoideis, p. sp. 120-150  $\times$  8-9 (sporidiis 2-3-stichis), usque 200  $\times$  5-6 (sporidiis monostichis); paraphysibus densissimis, hyalinis, simplicibus, flexuosis; sporis fusoideis, utrinque acicularibus, fuscis, 1-septatis, ad septum vix constrictis, typice ex utraque septi parte guttula una contigua praeditis, 42-52  $\times$  4,5-5.

*Hab.* ad *Bambusam* (Graminaceae), Khandala, Indiae or. (E. BLATTER). — In *Amph. Edamensi* P. Henn. proxima, sporae 50-60  $\times$  9-10, medio constrictae; in *Amph. botulispora* (Cke) sporae etiam majores latiores et loculis inaequalibus praeditae.

6. **Amphisphaeria coronata** Rehm, Ascomyc. Philipp. V, Leaflets of Philipp. Botany, VI (1914) p. 2200. — Peritheciis sparsis, sub cortice immutato nidulantibus, globulosis, glabris, 0,8-1 mm. latis, in colum breviter elongato productis, ostiolo conoideo in medio areolae discoidali atra scabriuscula prominente, excipulo coriaceo, fusco; ascis cylindraceutis, teneris, 200  $\mu$  usque longis, 7-8  $\mu$  latis, paraphysibus filiformibus obvallatis; sporidiis monostichis, fusiformibus, rectis, medio septatis, non constrictis, hyalinis dein flavidulis, 25  $\times$  5-6.

*Hab.* in culmis emortuis *Gigantochloae Scribnerianae* (Graminaceae), Luzon, Prov. Laguna, Los Baños, ins. Philipp. (M. B. RAIMUNDO).

7. **Amphisphaeria megalotheca** Theiss., Ann. Mycol. X, 1912, p. 11, cum icon. — Theissen, Decad. Fl. Bras. n. 206. — Peritheciis hemisphaericis, rotundatis, gregariis in culmo denigrato, basi innatis, 0,7-0,8 mm. diam., atris, superne glabris rugulosis, inferne subiculo strigoso cinctis, setis nigerrimis usque 65  $\mu$  long. vestitis, poro pertusis, papilla nulla; ascis elongatis, late clavatis, apice obtusissime rotundatis, pedicello brevi noduloso, tunica crassa, p. sp. 140-225  $\times$  38-45, receptaculo interiore 92-115  $\mu$  longo; sporis tristichis, cavo-convexis, utrinque attenuatis, viridulo-hyalinis, medio septatis, non constrictis, 56-62  $\times$  10.

*Hab.* in *Gudua* (Graminaceae), Sao Leopoldo, Rio Grande do Sul Brasiliae (RICK).

8. **Amphisphaeria Schizostachyi** Rehm, Ascomyc. Philipp. VI, Leaflets 6411

of Philipp. Bot. VI (1914) p. 2262. — Peritheciis gregariis, innatis, conoideis, minute papillulatis, nigris, 1 mm. usque diam., parenchymatice contextis; ascis cylindraceutis, octosporis, J-, 100-100 × 8-9, filiformi-paraphysatis; sporidiis monostichis, fusiformibus, utrinque acutatis, medio septatis, utraque cellula ample 1-guttata, non constrictis, fuscis, 15-17 × 5-6.

*Hab.* in calamis emortuis *Schizostachyi* (Graminaceæ), Los Baños, ins. Philipp. (S. A. REYES).

9. **Amphisphaeria Leucaenae** Rehm, Ascomyc. Philipp. IV., Leaflets of Philipp. Botany, VI (1913) p. 1940. — Peritheciis gregariis, cortici interiori late denigrato innatis, globulosis, minime papillulatis, dein per epidermidem prorumpentibus, demum plus minusve sessilibus, 0,5 mm. diam., glabris, parenchymate fusco contextis, siccis collabentibus, apice rugnolosis contortisque; ascis evanidis; sporidiis ellipsoideis utrinque rotundatis, medio septatis et constrictis, fuscis, 12-15 × 5-6.

*Hab.* in *Leucaena glauca* (Leguminosae), Luzon, Prov. Laguna, Los Baños, ins. Philipp. (M. B. RAIMUNDO).

10. **Amphisphaeria Arengae** Rehm, Ascom. Philippin. VIII, in Leaflet of Philipp. Bot. VIII 1916, p. 2947. — Perithecia epidermidis longe extus atratae gregarie innata eamque laciniatim perumpentia et prominentia, globulosa distincte breviter papillulata, nigra, glabra, carbonacea, 1 mm. lata. Asci evanidi. Sporae oblongo-subclavatae utrinque obtusae, medio septatae et constrictae, fuscae, 18-20 × 7-8. Paraphyses evanidae.

*Hab.* ad emortuam *Arengam* (Palmae), Los Baños, Ins. Philipp. (S. A. REYES).

11. **Amphisphaeria palawanensis** Sydow, Philipp. Journ. of Sc., Bot. v. 9., n. 2, 1914, p. 166. — Peritheciis sparsis vel binis, trinjs coalitis, per corticem fissum prorumpentibus ab eoque cinctis, lenticulari-conoideis, atris, glabris, 1 mm. diam., distincte nitiduleque papillulatis; ascis crasse cylindraceutis, apice rotundatis, 170-250 μ longis, 18-25 μ latis, octosporis, copiose paraphysatis; sporidiis monostichis, ellipsoideis vel oblongo-ellipsoideis, utrinque medio 1-septatis et constrictis, castaneo-brunneis, 30-35 μ longis, 15-16 μ latis.

*Hab.* ad ramos emortuos *Uncariae* (Rubiaceae), Palawan, Taytay, Ins. Philipp. (MERRILL).

12. **Amphisphaeria Citri** P. Henn., Hedw. vol. 48. (1908) p. 107. — Peritheciis subepidermicis, sparsis vel subaggregatis, pro parte erumpentibus, globulosis, atro-carbonaceis, minute ostiolatis, 400 μ circ.

diam.; ascis clavatis, apice rotundatis. longe stipitatis, octosporis, p. sp. 39-45  $\approx$  8-11, pedicello 40-60  $\approx$  2-3, paraphysatis; sporidiis subdistichis, oblique fusoideis, obtusis, medio 1-septatis, constrictis. atro-cinnamomeis, 11-15  $\approx$  4-5.

*Hab.* in ramulis emortuis *Citri Limonum* (Rutaceae), socia *Tryblidiella rufula*, hort. bot. Goeldi. Parà (BAKER).

13. **Amphisphaeria hyalinospora** W. Kirschst., Krypt. Fl. Brandenb. 6416 VII p. 256 (1911). — Peritheciis plerumque sparse gregariis vel singulis, initio immersis dein plus minusve prominentibus, subsphaericis, vel inter ligni fibras elongatis, ostiolo papillato vel breviter cylindraceo praeditis, 500-600  $\mu$  diam.; excipulo coriaceo, atro-brunneo, sparse setuloso vel piloso; ascis cylindraceo-clavatis, in stipitem breviusculum attenuatis, sursum rotundatis, octosporis, 100-120  $\approx$  10-12, paraphysibus copiosis, filiformibus, ramosis, ascos longe superantibus; sporidiis monostichis vel irregulariter dispositis, elongato-fusoideis, bilocularibus, ad septum arcute constrictis, loculo inferiore magis elongato et tenuiore, hyalinis, 14-18  $\approx$  6-7.

*Hab.* in ramis decorticatis *Populi nigrae* (Salicaceae), Rathenow, Germania. — Sporidia semper hyalina visa sed alia charactera hujus generis; verisimiliter sporidia demum fuscescunt. An potius *Melanopsammae* species?

14. **Amphisphaeria brachyspora** W. Kirschst., Krypt. Fl. Brandenb. VII 6417 p. 255 (1911). — Peritheciis sparsis, initio immersis dein prominentibus, hemisphaericis, basi applanatis, ostiolo minuto papillato praeditis, 400-500  $\mu$  diam.; excipulo tenui, carbonaceo, fragili, levi; ascis cylindraceo-clavatis, breve pedicellatis, apice rotundatis et valde incrassatis, 1-4-sporis, 60-85  $\approx$  7-9, paraphysibus filiformibus ramosis ascos superantibus; sporidiis late ellipsoideis, utrinque applanato-rotundatis, medio septatis, non constrictis, crassiuscule tunicatis, bruneis, 8-13  $\approx$  5-7.

*Hab.* in ramis decorticatis *Salicis cinerea* (Salicaceae), Grossbehnitz, in Germania. — Sporidia plerumque quaterna, nunquam octona facile distinguenda.

15. **Amphisphaeria intermedia** Sacc., Ann. Mycol. XII, 1914, p. 286. — 6418 Peritheciis laxè gregariis globoso-conoideis, breviter papillatis,  $\frac{1}{3}$  mm. diam., nigris, glabris, carbonaceis, basi matrice insculptis; ascis tereti-clavatis, brevissime stipitatis, 85-95  $\approx$  10-12, paraphysibus filiformibus densis obvallatis, apice rotundatis, octosporis; sporidiis distichis, fusoideis, utrinque acutulis, saepius lenissime curvis, 22-24  $\approx$  6, fuliginis, 2-4-guttatis, ad septum lenissime constrictis.

*Hab.* in cortice putrescente *Salicis* (?), (Salicaceae), M. Weisskirchen, Moraviae (F. PETRAK).— Ab affini *Amph. umbrina* differt peritheciis dimidio minoribus, ascis crassioribus, sporidiis distichis. Rarissime sporida (spurie?) 3-septata occurrunt et tunc *Trematosphaeriam pertusellam* in memoriam revocant.

16. **Amphisphaeria Clerodendri** Rehm, Ascomyc. Philipp. V, Leaflets of Philipp. Botany, VI (1914) p. 2200. — Peritheciis gregariis, cortice innatis eumque protuberantibus, dein prorumpentibus, globulosis, minute papillatis, nigris, glabris, 250  $\mu$  latis, excipulo parenchymatico fusco; ascis cylindraceutis, apice rotundatis, octosporis, 80  $\times$  10, J-; paraphysibus filiformibus 1,5  $\mu$  cr.; sporidiis monostichis, ellipsoideis vel oblongis, utrinque obtusis, medio septatis, vix constrictis, fuscidulis, 10-12  $\times$  6-7.

*Hab.* in *Clerodendro Thompsonae* emortuo (Verbenaceae), Luzon, Prov. Laguna, Los Baños, ins. Philipp. (C. F. BAKER).

17. **Amphisphaeria notabilis** Rehm, Ascomyc. Philipp. VI, Leaflets of Philipp. Botany, VI (1914) p. 2262. — Peritheciis late gregariis, ligno immutato innatis, globulosis, excipulo membranaceo tenuissimo instructis, corticem hemisphaerice protuberantibus, nigro-tectis, 0,5 mm. latis, ostiolo minutissime papillulato prominentibus; ascis cylindraceutis, 100  $\times$  12, paraphysibus filiformibus obvallatis, J-; sporidiis oblongis, utrinque obtusis, rectis, medio septatis, non constrictis, flavis, 18  $\times$  7-8.

*Hab.* in ramo emortuo, Los Baños, ins. Philipp. (H. G. TEODORO).— *A. dunarum* Speg. valde similis videtur.

18. **Amphisphaeria Rochai** Theiss., Broteria, Bot., v. XII, 1914, fasc. I, p. 30. — Emergens, cortice rupto cincta, dein libera densiuscule gregaria (saepe seriatim), atra, opaca, orbicularis, basi convexo-applanata, supra concavo-conica, vertice obtuso umbonato, 500-800  $\mu$  lato, coriaceo-carbonacea. Asci cylindraceuti, 250-300  $\times$  28-38, supra rotundati, infra breviter pedicellati, paraphysibus filiformibus, rectis, simplicibus, numerosis, longe obvallantibus. Sporidia octona monosticha, primo lacte olivacea, dein brunneo-nigra, 45-54  $\times$  20-24, granuloso-farcta, utrinque rotundata, medio septata, subcurvula. Asci J ope non coeruleseunt. Paraphyses 1,5  $\mu$  cr., apice leniter incrassatae.

*Hab.* in ligno corticato, Ceará Brasiliae (DIAS DA ROCHA).

**NEOPECKIA** Sacc.— Syll. IX p. 749, XI p. 317, XIV p. 558, XVI p. 506, XVII p. 686, XXII p. 186.

1. **Neopeckia Carpini** Chen. et Flag. in J. E. Chenantais, Bull. Soc. Mycol. de Fr., XXXV, 1919, p. 132, fig. 24. — Peritheciis globulosis atris nitidis 4-800  $\mu$ , nonnullis in ligno putrescente infossis, ostiolis exhaustis, aut in hujus fissuris arcte faretis plerumque in subiculo, passim lanuginoso sterili, aliquoties carbonaceo, hyphis brunneis 4-5  $\mu$  valde intricatis (larvarum excavationibus) ligno pulverulento commixtis composito stantibus; aliis semi-immersis, hyphis densis praeter ostiolum omnino, aliis nudis minute verrucosis basi solum vestitis, quibusdam more Herpotrichia zôna circa porum cinerascete decalvantibus; collo crasso, papillato saepissime cylindraceo acie dentato  $\pm$  patulenti, crateriformi, sporidiis conglomeratis ocluso, postea latissime hiante, poro pertuso quandoque imperforato (per. involutis), strato tenni carbonaceo obducto; ascis cylindraceis apice rotundatis longe stipitatis, 210  $\approx$  15, p. sp. 160  $\approx$  15, 8-sp., paraphysibus filiformibus ramosis ascos superantibus copiosis, obvallatis; sporidiis didymis oblique monostichis facie alia ellipsoideis, alia rhomboideis, leviter applanatis, 2- v. pluriguttulatis fulvis septo primum valde infuscato, vix depresso, dein intense fuliginis, episporio hyalino persistente cinctis, loculis sursum attenuatis, dehiscetiae rimis utrinque oppositis percursis, caruncula vel mucrone conico (in extimis) hyalino  $\pm$  deciduo, sporidia in asco jungentibus, praeditis, 22-32  $\approx$  12-16.

*Hab.* in ligno carioso **Carpini** (Betulaceae), Rigny-sur-Aroux Gallia (C. FLAGEOLET). — « A *Valsaria cariei* sporidiis appendiculatis et subiculo varie densato, copioso; a *Valsa apiculata* sporidiis crassioribus et episporio hyalino persistente praecipue differt; (an ambo semper destitutae (?). Indubitate ad *Neopeckiam* istae pertinent. Cum *Neopeckia quercina* Del. (Bull. Soc. Myc. Fr. 1890), nil: praeter subiculum sporidiasque didymas, commune *N. Carpini* habere videtur; sed propter inopes auctoris notas dubium ».

2. **Neopeckia episphaeria** v. Höhnel, Ann. Mycol. 17., 1919, p. 120. — 6423 Peritheciis globosis, carbonaceis, ravidis, opacis, 200-280  $\mu$  cr., superficialibus minute ostiolatis; paraphysibus numerosis filiformibus; ascis cylindraceis, tenuiter tunicatis, octosporis, monostichis, 80  $\approx$  8; sporis brunneis bilocularibus, ovato-ellipsoideis loculo superiori vix crassiori, septo demum constrictulis, 13-14  $\approx$  6,5.

*Hab.* ad stromata **Hypoxylonis rubiginosi** (Fungi) in ligno **Fraxini**, prope Tullu in Austria Inf. (v. HÖHNEL).

3. **Neopeckia japonica** Sydow et Hara in Sydow, Annales Mycolog. 6424 XI, 1913, p. 261. — Peritheciis sparsis v. paucis aggregatis, su-

pericialibus, quoad formam variabilibus, junioribus latioribus et humilioribus, senioribus globulosis v. late conico-globosis, 400-850  $\mu$  diam., atris in mycelio parce evolutis ex hyphis fuscis formato mox evanescente insidentibus, ubique, summo apice tantum excepto, pilis numerosis flexuosis v. rigidulis castaneo-brunneis obtusis 100-300  $\mu$  long. 7-9  $\mu$  latis, 4-10-septatis, rectis, apice truncatis, ostiolo punctiformi, contextu opaco; ascis clavato-cylindraccis, apice obtusis, deorsum sensim in stipitem attenuatis, 90-120  $\times$  9-11, octosporis, filiformiter paraphysatis; sporidiis oblique monostichis usque subdistichis, fusoides, 1-septatis, primitus et diu hyalinis valde constrictis utrinque attenuatis, postremo fuscidulis vix constrictis apicibus obtusis, 17-20  $\times$  4,5-6.

*Hab.* in culmis emortuis *Sasae paniculatae* (Graminaeae), Kawanye-mura prov. Mino, Japoniae (K. HARA).

4. *Neopeckia rhodostoma* Syd., Ann. Mycol. 15., 1917, p. 204. — 6425  
Perithecia superficialia, gregaria, rarius dispersa, inferne hyphis numerosis rectiusculis vel flexuosis simplicibus obscure castaneo-brunneis obtusis remote septatis 150-300  $\mu$  longis ca. 4  $\mu$  crassis obsita, carbonacea, 400-600  $\mu$  diam., primitus circa ostiolum planum apertum roseola, tandem ubique atra, non verrucosa; asci numerosi, clavati, ad apicem rotundati, 95-115  $\times$  12-16, octospori, copiose filiformiter paraphysati; sporae distichae fusoides, utrinque attenuatae, acutiusculae, rarius obtusae, medio septatae non constrictae, 30-42  $\times$  6-8.

*Hab.* in culmo putrido *graminaceo*, Biliran, Ins. Philipp. (R. C. Mc. GREGOR). — Affinis *N. rhodostictae*.

5. *Neopeckia rhodosticta* (B. et Br.) Sacc. — Syll. XI p. 317. — var. 6426  
*magnifica* Rehm, Ascom. Philippin. VIII, in Leaflet of Philippin. Bot. VIII, 1916, p. 2947. — Perithecia in mycelio late explanato fusco-nigro dispersa, rarius conferta immersa, globulosa parenchymatice crasse e cellulis magnis contexta nigrofusca, pilis praelongis, rectis, simplicibus, rarissime dichotomis fuscis 4  $\mu$  latis, mycelium formantibus obtecta, modo apice denudata et circa ostiolum planum, apertum dilute roseola, non verrucosa 0,5-0,8 mm. diam.; asci clavati, vix stipitati, 120-130  $\times$  15, 8-spori; sporae fusoides, rectae, medio septatae et constrictae, primitus utraque cellula 4-magniguttata, hyalinae, demum subfuscae, 35-40  $\times$  8-12, distichae. Paraphyses filiformes, 1,5  $\mu$ , ascos superantes.

*Hab.* ad *Pandanum sabaotan* (Pandanaeae), Los Baños, Ins. Philipp. (S. A. REYES). — *Neop. nobilis* Rick affinis, attamen pe-

ritheciorum forma et magnitudine, sporisque  $50 \approx 12$  verisimiliter diversa.

6. **Neopeckia anceps** J. E. Chenantais, Bull. Soc. Mycol. de Fr., XXXV, 6427 1919, p. 128, fig. 22. — Peritheciis membranaceo-carbonaceis, nigris, rugulosis,  $4-500 \mu$ , raro intra-corticalibus ellipsoideis  $5-6$  valsoideo-aggregatis, plerumque liberis superficialibus usque ad 1 mm. cr., varie sociatis, ovoideis, pyriformibus. mutua pressione deformibus, varie collabescentibus, imo passim breviter pilosis vel hyphis erectis circumdati sed semper ad basin mycelio distincto ramoso nigricante radiciformi ortis, jugiter astomis; ascis numerosis rectis terti-clavatis nec stipitatis tenuissime tunicatis,  $70-80 \approx 10$ ; pseudo-paraphysibus crassis ventricosis; sporidiis octonis recte vel saepius transverse monostichis, didymis hyalinis dein pallide fusciscentibus, loculis transverse sphaericis, saepius ovalibus, ad septum valde constrictis, pluri-v. 2-guttulatis postea eguttulatis,  $8-9 \approx 7-8$ .

*Hab.* in ramis vetustis *Platani occidentalis* (Platanaceae), Bois-Briaud prope Nantes, Gallia.

**OTTHIA** Nke.— Syll. I p. 735, IX p. 752, XI p. 317, XIV p. 560, XVI p. 507, 1135.

1. **Otthia deformans** Patouillard, Bull. Soc. Mycol. de Fr., XXXIV, 6428 1918, p. 90. — Hypertrophyta. Peritheciis sphaeroideis  $300 \mu$  circ. cr., nigris, duris, ostiolo parum distincto praeditis, breviter verruculoso-undulatis, opacis, brunneis,  $30 \mu$  circ. altis, e stromate tenui nigro quandoque nullo oriundis, basi pilis brunneis, simplicibus, rectis v. flexuosis, opacis sed apice pellucidis, transverse septatis, copiosis, circ.  $100 \approx 6$ . praeditis; ascis cylindraceis, brevissime stipitatis,  $110 \approx 18$ , octosporis. irregulariter distichis, paraphysibus numerosis, linearibus, simplicibus,  $3 \mu$  cr., subhyalinis circumdati; sporidiis brunneis ellipsoideis, uniseptato-constrictulis, utrinque rotundatis, levibus, loculis uni-v. pluriguttulatis,  $18-22 \approx 9-10$ .

*Hab.* in tumoribus ramealibus (5-6 cm. long. 6-8 mm. cr.) *Philippiae* sp. (Ericaceae), in Ins. Madagascar (VIGUIER).

2. **Otthia Panici** F. L. Stevens, Trans. Ill. Ac. of Sc. v. X, 1917, p. 6429 185. — Stromatibus nigris, linearibus,  $110-470 \approx 60$  v. etiam longioribus, erumpentibus crustaceis; peritheciis numerosis, in stromate immersis, ostiolatis; ascis elongato-cylindraceis; sporidiis monostichis, obscuris, 1-septatis  $7-9 \approx 3$ .

*Hab.* in foliis *Panici maximi* (Graminaceae), Jayuya, Preston's ranch, Amer. Centr.

3. *Othia Castilloae* Syd., Ann. Mycol. 14., 1916, p. 79.— Peritheciis hypophyllis, erumpenti-superficialibus, ex stromate minuto subepidermale oriundis, 4-20 dense confertis vel caespitosis, subinde fere concreescentibus, atris, membranaceo-coriaceis, globoso-ovatis vel ovatis, usque 300  $\mu$  altis, 100-200  $\mu$  latis, apice in ostiolum praedistinctum 60-100  $\mu$  longum 35-45  $\mu$  latum productis, contextu obscure olivaceo-brunneo ex cellulis polyedricis 10-14  $\mu$  diam. composito; ascis cylindraceis, longiuscule stipitatis, 60-85  $\times$  9-12, octosporis; paraphysibus ascos superantibus copiosis, filiformibus, hyalinis, 1  $\mu$  crassis; sporidiis distichis, fusoideis, medio 1-septatis, non constrictis, olivaceo-flavis, 22-25  $\times$  3,5-4,5; pycnidii simul praesentibus peritheciis similibus, sed minoribus; microstylosporibus continuis, utrinque guttulatis, hyalinis, 2-3  $\times$  1; macrostylosporibus anguste ellipsoideis vel oblongis, continuis, hyalinis, guttulatis, 12-14  $\times$  3,5-5.

*Hab.* in foliis vivis *Castilloae Ulei* (Moraceae), Seringal Auristella Rio Acre, Peruviae (E. ULE).

4. *Othia Rubi* v. Höhnelt, Ann. Mycol., 17., 1919, p. 123.— Peritheciis nigris, ruvidis, globosis v. parum depressis, hypostromate tenuiter filamentoso immersis usque 700  $\mu$  cr., solitariis v. in parvos greges rotundatos v. elongatos dispositis; peritheciis extus in parte inferiore hyphis violaceo-brunneis, septatis ramosulis 5-6  $\mu$  cr. rectis praeditis; parietibus 52  $\mu$  cr., ostiolo rotundato plus v. minus lato; paraphysibus numerosissimis filiformibus, tenuibus, collabescentibus; ascis numerosis, clavatis, crasse tunicatis, breviter pedicellatis, octosporis, 120-220  $\times$  14-16; sporis immaturis, paucis tantum in ascis violaceo-brunneis, bilocularibus, 4-guttulatis, crasse tunicatis, utrinque angustato-rotundatis, 22-32  $\times$  8-8,5, septo constrictis.

*Hab.* in sarmentis *Rubi Idaei* (Rosaceae), prope Malmedy Arduennae (LIBERT), prope Toulouse (ROUMEGUÈRE in Fungi gall. exsicc. n. 1585, 1596 sub *Melanopsamma mendax* et *ruborum*).—Verisimiliter huc ducenda est *O. Rosae* Fuck. f. *Rubi* Rehm in Strasser, Verh. zool.-bot. Ges. Wien 69., 1919, p. 360; ascis cylindraceis 160-180  $\times$  16 longe angustaque pedicellatis 40-50  $\mu$ , sporidiis monostichis (in Sonntagberg, Austria inf.), Gallia.

**DELITSCHIA** Auersw.—Syll. I p. 732, IX p. 747, XI p. 317, XIV p. 558, XVI p. 506, XVII p. 686.

1. *Delitschia sydowiana* W. Kirschst., Krypt. Fl. Brandenb., VII. p. 192 (1911).—Peritheciis superficialibus, sparsis vel paucigregariis,

piriformibus vel phialaeformibus, 240-300  $\mu$  altis, 150-225  $\mu$  latis, in ostiolum longiusculum apice obtusum productis, contextu membranaceo, minute pseudoparenchymatico, levi, nitidulo, in parte superiore pallido, subhyalino; ascis ellipsoideis, breviter pedicellatis, sursum rotundatis, facile diffluentibus, octosporis, 95-110  $\times$  20-22; paraphysibus facile evanidis intermixtis sporidiis irregulariter distichis, late fusiformibus, bicellularibus, initio hyalinis dein obscure brunneis, ad septum non constrictis, utrinque appendicula hyalina hemisphaerica auctis, 23-30  $\times$  9-12.

*Hab.* in putaminibus putrescentibus *Pruni domesticae* (Rosaceae), prope Berlin, Germania (SYDOW).

**POROSTIGME** Sydow, Ann. Mycol. 15., 1917, p. 202. — Characteres 6433  
*Dimerinopsis*, sed paraphyses nullae et sporidia colorata.— Typ. gen. *P. Scheffleri* (P. Henn. sub *Dimerosporio*, cafr. Syll. XVII p. 540) Syd.

#### Sect. 6. Hyalophragmiae

**SPHAERULINA** Sacc.— Syll. II p. 186, IX p. 846, XI p. 336, XIV p. 581, XVI p. 528, XVII p. 692, XXII p. 189.

1. **Sphaerulina Alni** A. Lorr. Smith, Trans. Brit. Mycol. Soc. t. VI, 6434  
P. II, 1918, p. 151. — Peritheciis laxe gregariis, nigris, sublentiformibus, ostiolatis, immersis, ostioliis epidermidem perumpentibus, ea. 1 mm. diam.; ascis aparaphysatis, dense confertis, haud vel vix rosulatis, clavato-cylindraceis, rectis vel leniter curvatis, apice rotundatis, ad basim in stipitem ea. 15  $\mu$  long. attenuatis; sporidiis inaequaliter distichis, oblongo-ellipsoideis, rectis, vel interdum curvulis, 3-septatis, 22-30  $\times$  8, hyalinis, guttulatis.

*Hab.* in cortice suberoso *Alni* emortui (Betulaceae), West Kilbride, Ayrshire (D. A. BOYD), Anglia.

2. **Sphaerulina Aucubae** Shirai et Hara, Bot. Magaz. Tokyo XXV (1911) 6435  
p. 71, tab. 2 fig. 18-19. — Maculis epiphyllis, rotundatis, obscure brunneis; peritheciis sparsis, immersis, globosis vel hemisphaericis, membranaceis, papillatis, obscure brunneis, 120-150  $\mu$  altis, 120-160  $\mu$  latis; ascis clavatis, cylindraceis vel fusiformibus, apice rotundatis, 40-80  $\times$  10-13, aparaphysatis; sporidiis distichis vel oblique monostichis, fusiformibus, ellipsoideis vel oblongis, 2-3-septatis, non constrictis, hyalinis, 20-27  $\times$  6-8.

*Hab.* in foliis *Aucubae japonicae* (Cornaceae), Prov. Mino, Gifu, Japonia (K. HARA).

3. **Sphaerulina divergens** Rehm, Ann. Mycol. XI, 1913, p. 397. — **Perithecia gregaria**, innata, globulosa, nigra, poro perspicuo pertusa, fusce membranacee contexta, glabra, 0,15 mm. diam. Asci oblongi apice rotundati, sessiles, 50-55  $\times$  6-8, 8 spori. Sporae fusiformes, rectae, interdum subcurvatae, utrinque obtusae, medio septatae, vix constrictae, demum 3-interdum 2-septatae, hyalinae, -15  $\times$  4-5, distichae. Paraphyses nullae.

*Hab.* ad culmos *Elymi canadensis* (Graminaceae), Kulm, N. Dakota, Amer. bor. (BRECKLE). — Genuina *Sphaerulina*, nec ad *Metasphaerium arenarium* Sacc. (Syll. XXIII p. 199) nec ad *Lep-tosphaerium Elymi* Atk., Syll. XIV, p. 570 referri potest.

4. **Sphaerulina Coronillae-junceae** Bub. et Fragoso, Hedw. LVII, p. 5 (1915). — Peritheciis laxe gregariis, subepidermicis, globosis, saepe concavis 150-170  $\mu$  diam., contextu crasso grosse parenchymatico, castaneo, papilla brevi erumpentibus; ascis oblongis, 40-60  $\times$  15-20, apice rotundatis incrassatisque, basi breve pedicellatis, 8-sporis, aparaphysatis; sporidiis tristichis v. tetrastichis, oblongo-fusoideis v. oblongo-clavatis, 20-24  $\times$  6-7,5, triseptatis, non constrictis, utrinque rotundatis v. basi tenuatis, flavidis.

*Hab.* in ramulis emortuis *Coronillae junceae* (Leguminosae), prope Pedroso de la Sierra, Hispaniae (GZ. FRAGOSO).

5. **Sphaerulina maroccana** Gz. Fragoso, Bol. Soc. Esp. Hist. nat. 1917, p. 81. — Peritheciis hypophyllis, immersis, per totam folii superficiem sparsis (macula nulla v. maculis minutis circularibus, 2 mm. diam.) globosis v. globoso-conoideis 80-120  $\mu$  diam., v. suboblongis 80-125  $\times$  70-108; ostiolo vix prominulo, pertuso, contextu crassiusculo parenchymatico; ascis ovoideis, sessilibus, aparaphysatis, 50-56  $\times$  28-35, rarius 80  $\times$  35; sporidiis inordinatis, oblongis v. oblongo-ellipsoideis v. subclavatis, utrinque rotundatis, 3-septatis, ad septum medium constrictis, hyalinis, postremo leviter coloratis, 20-25  $\times$  12, loculis saepe guttulatis.

*Hab.* in foliis vivis *Trifolii Boecconi* (Leguminosae), prope Melilla, Gurugù, Marocco (A. CABALLERO).

6. **Sphaerulina intermedia** Vouaux, Bull. Soc. Mycol. Fr., 1913, p. 37. — Peritheciis sparsis, numerosis, basi v. dimidium immersis, nigris, subsphaeroideis, v. supra subconoideis, apice ostiolo simplici apertis, 140-250  $\mu$  diam.; contextu nigro-brunneo, pseudoparenchymatico e cellulis polygoniis 6-7  $\mu$  diam. constituto, extus strato amorpho nigro praedito; ascis clavatis, crasse breviterque pedicellatis, apice late rotundatis, tunica tenuissima praeditis, octosporis, raro 7-4-

sporis, 57-82  $\approx$  15-18; gelatina hymeniali copiosa, sed paraphysibus aegre visibilibus, tenuissimis; sporidiis distichis, obtuse fusoideis plerumque curvulis, hyalinis v. senectute flavidulis, magnitudine et septis variabilibus; primum continuis granulosis et 1-2-guttulatis demum continuis v. 1-7 septatis, constrictulis, v. non, 21-34  $\approx$  5,5-8.

*Hab.* in thallo *Leptogii microscopici* (Lichenes), prope Malo-Terminus, Gallia bor. (BOULY DE LESDAIN). — *Sph. corniculatae* (Wallr.) et *Sph. dolichoteræ* valde affinis.

7. **Sphaerulina smilacincola** Rehm, Ascomyc. Philipp. I, in Philipp. 6440 Journ. of Sci. VIII (1913) p. 185. — Peritheciis in centro macularum orbicularium flavido-brunneolarum, haud distincte marginatarum ca. 2 cm. lat., interdum confluentium albido-cinerascente, 0,5-1 cm. lato gregarie innatis, dein sessilibus, globulosis, glabris, poro pertusis, fuscis, parenchymatice contextis, ca. 120  $\mu$  latis; ascis rosulatis, clavato-ventricosis, sessilibus, 40-50  $\approx$  10-12, apapophysatis, octosporis; sporidiis 2-3-stichis, oblongis, rectis, primitus medio-dein 3-septatis, cellulis plerumque magni-guttatis, haud constrictis, hyalinis, 20  $\approx$  4-5.

*Hab.* in pagina superiore foliorum vivorum *Smilacis* (Liliaceae), Luzon, Prov. Laguna, Los Baños, ins. Philipp. (C. F. BAKER). — An status magis evolutus *Sphaerellæ smilacicolæ* (Schw.) Oke.

8. **Sphaerulina linicola** Bubák, III. Beitr. Pilz. Montenegro, in Botanikai Közlemények, 1915, p. (57). — Peritheciis dense gregariis, 100-200  $\mu$  in diam., globoso-applanatis, subepidermicis, demum nudis, nigris, nitidulis, contextu crasso-castaneo, grosse pseudoparenchymatico; ascis fasciculatis, ovoideo-clavatis vel oblongo-clavatis, 40-60  $\approx$  10-17, apice late rotundatis, incrassatis, basi breve pedicellatis, octosporis, apapophysatis; sporidiis tristichis vel supra distichis, fusoideis, 17-22  $\approx$  4-5,5, curvatis, rarius rectis, utrinque attenuatis, parum rotundatis, hyalinis, typice triseptatis, rarius biseptatis vel uniseptatis.

*Hab.* in caulibus emortuis *Lini laevis* Scop. (Linaceae), Durmitor in loco dicto « Lokvice » (ca. 2400 m. alt.), Montenegro.

9. **Sphaerulina Citri** K. Hara, Morbi arb. fruct., jap. t. I-5 f. 1. — Maculis nullis; peritheciis hypophyllis, sparsis v. gregariis, punctiformibus, nigris, globosis v. subglobosis, 100-150  $\mu$  diam., epidermide tectis, contextu cellulis 4-10  $\mu$  diam., atro-brunneis, ostiolo papilliformi; ascis clavato-cylindricis, v. lanceolatis, stipitatis, 8-sporis

60-80  $\times$  10-13; paraphysibus nullis; sporidiis distichis, ovoideis v. fusiformibus, 3-septatis, hyalinis, 16-20  $\times$  6-7.

*Hab.* in foliis *Citri* sp. (Rutaceæ), Prov. Owari Shino-jima, Japoniæ (K. HARA, 1916).

10. **Sphaerulina salicina** Sydow, *Annales Mycol.* XI, 1913, p. 262. — 6443

Peritheciis nunc sparsis, nunc plus minusve aggregatis, minutis, ca. 150-225  $\mu$  diam. sub epidermide tumidula corticis nidulantibus, globosis, e mutua pressione subinde angulatis, atris, nucleo griseo; ascis fasciculatis, subsessilibus, cylindræis, 110-140  $\times$  9-10, octosporis, paraphysibus plane destitutis; sporidiis recte monostichis, ellipsoideo-oblongis v. oblongis, utrinque late rotundatis, primitus 1-septatis, dein semper 3-septatis, ad septum medium plerumque leniter contractis, hyalinis, 15-18  $\times$  5,5-7,5, hyalinis.

*Hab.* in ramis siccis *Salicis longifoliae* (Salicaceæ), prope Kulm, North Dakota, Americae bor. (J. F. BRECKLE). — Socium *Coryneum salicinum* (Oda) Sacc.

**METASPHERIA** Sacc. — *Syll.* II p. 156, IX p. 825, XI p. 333, XIV p. 582, XVI p. 527, XVII p. 695, XXII p. 193.

1. **Metasphaeria varia** Dearn. et House, *N. York St. Mus. Bull.* n. 188, 6444

p. 35 (1916). — Peritheciis crebre sparsis, 0,5 mm. inter se remotis v. confertis, cortice insidentibus et lignum nigrificantibus, demum pustulatum erumpentibus circ. 0,3 mm. cr., depresso globosis et ostiolo brevi variabili praeditis, in sectione albis et nigro marginatis; ascis parce et indistincte paraphysatis, paraphysibus collabescentibus et tunc mucro late indutis; ascis clavatis crasse tunicatis 75-100  $\mu$  long.; sporidiis hyalinis distichis, constrictis, magnitudine variabilibus, 15  $\times$  3,27  $\times$  3 v. usque 33  $\times$  6, 3-8-septatis, quandoque septis duobus longitudinalibus praeditis.

*Hab.* in ramis emortuis *Rhus copallinae* (Anacardiaceæ), North Bay, Oneida Co., Amer. bor. (H. D. HOUSE).

2. **Metasphaeria bonamicana** Sacc., *Ann. Myc.* XI, 1913, p. 561, *Nuovo* 6445

*Giorn. Bot. it. N. S.* v. XXI, 1914, p. 117. — Peritheciis in areis amplis arescendo isabellinis elevatulo-marginatis laxè gregariis, minutis, subhemisphaericis breviter papillatis, 150-170  $\mu$  diam., nigris, contextu durissimo, celluloso, atro-fuligineo: ascis tereti-obelavatis, brevissime noduloso-stipitatis, 60-70  $\times$  12-13, paraphysibus copiosissimis filiformibus, hyalinis obvallatis, octosporis; sporidiis subdistichis v. oblique monostichis tereti-oblongis, 18-20  $\times$  6, initio grosse 2-5-guttatis, dein 3-raro 4-septatis, utrinque rotundatis, cel-

lulis binis inferioribus angustioribus.

*Hab.* in foliis languidis *Monsterae deliciosae* eulatae (Araceae), in horto C. Attard (Insula Melita) (Doct. BORG). — Affinis *Metasph. nervisequae* (Wint.) Berl. et Vogl. nec non *M. Hederæ* et *M. nobili*.

3. **Metasphaeria nigrotecta** Rehm, Ann. Mycol. XI, 1913, p. 399. — 6416  
Perithecia cortici innata, epidermide atrata obtecta, plerumque gregaria, inde fere stromaticae confluentia, globosa, papillula minutissima peridermium hemisphaerice elatum perforante, membranaceae contexta, 0,4-0,5 mm.; asci cylindranei, 100  $\approx$  4-5, 8-sporei; sporae fusiformes, utrinque acutatae, rectae, transverse 5-septatae, hyalinae, 20  $\approx$  3-4, fere 1-stichae. Paraphyses filiformes, septatae, 2  $\mu$  cr.

*Hab.* ad ramulos *Carpini* (Betulaceae), Prov. Batum Czurgety Caucasiae (NEWODOWSYI). — Affinis videtur *Sphaeriae depressae* Fuck. (*Metasphaeria* Sacc., Syll. II p. 166).

4. **Metasphaeria abortiva** F. L. Stevens, Trans. Ill. Ac. of Sc. v. X, 6447  
1917, p. 186, fig. 7. — Maculis foliicolis 3-5 mm. diam., orbicularibus, pallidis, utrinque visibilibus, centro nigrescentibus; peritheciis singulis v. quandoque paucis in quoque macula, nigris, 470-630  $\approx$  40-50, subcuticularibus, in hypophyllo erumpentibus; ascis irregularibus, tenuiter tunicatis 68  $\approx$  27, octosporis; sporidiis inordinatis, 31  $\approx$  7, biseptatis, hyalinis v. tenuissime coloratis, cellula media minori.

*Hab.* in foliis *Varroniae albae* (Borraginaceae), Mayaguez, Maricao, Arecibo-Lares Road, Porto Rico, Amer. Centr.

5. **Metasphaeria papulosa** (D. R. et Mont.) Sacc. II p. 168, IX p. 838 — 6448  
f. *limbalis* Gonz. Frag., Mem. R. Soc. Españ. Hist. Nat. t. 11., 1919, 3., p. 89. — Peritheciis praecipue hypophyllis, in maculis albidis linea nigra limitatis insidentibus, plerumque prope foliorum marginem, amphigenis, tectis, globosis, usque 175  $\mu$  diam., vix papillatis, poro pertusis contextu tenuiter membranaceo; ascis cylindraceis, brevis stipitatis, apice incrassatis, rotundatis, usque 85  $\approx$  14, paraphysibus filiformibus obvallatis; sporidiis hyalinis, distichis, fusoideis vel navicularibus, rectis, 28-24  $\approx$  4-4,5, primum guttulatis, demum 3-septatis, loculis 1-2-guttulatis, vel non.

*Hab.* in foliis adhuc vivis *Buxi sempervirentis* (Buxaceae), prope Centellas, Hispania (PROF. A. CABALLERO). — A f. *Buxi* Sacc. characteribus macularum diversa.

6. **Metasphaeria corruscans** Rehm, Ascum. Philipp. VIII, in Leaflet of 6449  
Philipp. Bot. VIII, 1916, p. 2949. — Perithecia gregaria in maculis

epiphyllis orbicularibus non marginatis vix fuscidule decoloratis, demum corrugatis, 1-3 cm. latis, ad basim innata hemisphaericæ prominentia, non papillulata poro perspicuo pertusa, glabra, atra, membranacea 0,3-0,5 mm. lata; ascis clavatis apice rotundatis,  $50 \times 10$ , 8-sporis; sporis fusoides, rectis, hyalinis, 3-septatis,  $15 \times 4-5,5$ , distichis. Paraphyses filiformes.

*Hab.* ad folia *Capparis horrida* (Capparidaceæ), Los Baños, Ins. Philipp. (C. F. BAKER). — Foliis valde noxia videtur.

7. **Metasphaeria celastrina** Syd. et Butl., Ann. Mycol. IX, 1911, p. 408. — Peritheciis sparsis, in juventute fere omnino in cortice immersis, dein parte superiore erumpentibus tandemque superficialibus, atris, globosis, 350-450  $\mu$  diam., ostiolo prominente conico 300-425  $\mu$  longo præditis; ascis elongato-cylindraceis, 110-140  $\times$  5-6, octosporis, filiformiter paraphysatis; sporidiis striete (haud oblique) monostichis, oblongis, hyalinis, 3-septatis, cella tertia subinde crassiore, 20-23  $\times$  5-6.

*Hab.* in ramis corticatis emortuis *Celastris* sp. (Celastraceæ), Pusa, Indiae or. (E. J. BUTLER). — Ob perithecia prominentia longe ostiolata ad Ceratostomaceas vergit itaque *Ceratosphæriam* consideranda potest.

8. **Metasphaeria ambrosiaecola** Atk. — Syll. XIV p. 583. — var. **lvæ** Rehm, Ascom. Exsicc. n. 2144 et v. Höhnelt Ann. Mycol. 16., 1918, p. 216. — Caulibus a peritheciis depressis late maculiformiter tectis; ascis clavatis breviter pedicellatis 80  $\times$  14; sporidiis clavato-fusoides, brunneis 26  $\times$  8,5, transverse 5-septatis (et septum longit. interruptum quandoque visum).

*Hab.* in *Iva xanthifolia* (Compositæ), Kulm, N. Dakota, Amer. bor. (BRECKLE). — Verisimiliter spec. nov. *Pleosporæ*.

9. **Metasphaeria Rehesii** Sacc., Ann. Mycol. XII, 1914, p. 305. — Peritheciis laxiuscule gregariis, subcutaneo-erumpentibus, nigricantibus, globoso-depressulis, 135-145, ostiolo rotundo 10-12  $\mu$  diam. pertusis, contextu dense celluloso atro-fuligineo; ascis fusoides-clavatis, utrinque acutiusculis, breviter stipitatis, filiformi-paraphysatis, octosporis; sporidiis oblique monostichis v. subdistichis, fusoides utrinque obtuse tenuatis, 17-19  $\times$  4,5-5,5, subrectis, 3-septatis, non v. vix constrictis, grosse 4-guttatis, hyalinis.

*Hab.* in caulibus emortuis *Synedrella nodiflora* (Compositæ), Los Baños, Luzon, Ins. Philippin. (S. A. REYES). — A speciebus in Compositis occurrentibus diversa.

10. **Metasphaeria abundans** Rehm, Ascomyc. Philipp. V, Leaflets of 6453

Philipp. Botany, VI (1914) p. 2201. — Peritheciis cortici intus dilute nigritulo creberrime innatis, ramulos ambientibus, globulosis, epidermidem elevantibus et ostiolo minato perforantibus, nigris, glabris, 120  $\mu$  latis, parenchymatice contextis; ascis cylindraceutis, paraphysatis, octosporis, 80  $\times$  6; sporidiis monostichis fusiformibus, rectis, 3-septatis, non constrictis, hyalinis, 10  $\times$  3.

*Hab.* in *Alangio begoniaefolio* (Cornaceae), emortuo, Luzon, Prov. Laguna, Los Baños, ins. Philipp. (M. B. RAIMUNDO).

11. **Metasphaeria melitensis** Sacc., Nuovo Giorn. bot. it. N. S. v. XXII, 6454 1915, p. 38. — Peritheciis dense et late gregariis, interdum confluyendo stromate atro connexis, globosis subcutaneo-erumpentibus, 160  $\mu$  diam. nucleo diu albo faretis, ostiolo obsoleto; ascis cylindraceutis, apice rotundatis, subsessilibus, 110-120  $\times$  11-12, copiose filiformi-paraphysatis, octosporis; sporidiis oblique monostichis, 3-plerumque, raro 4-septatis, ad septum medium constrictis, utrinque, praecipue apice obtusatis, saepe inaequilateris, varie gutturalis, hyalinis, 22-24  $\times$  6-7, loculis 3 superioribus paullo crassioribus.

*Hab.* in ramulis emortuis *Quercus Ilicis* (Fagaceae), Addolorata, Ins. Melita.

12. **Metasphaeria Gigantochloae** Rehm, Ascomyc. Philipp. V, Leaflets 6455 of Philipp. Botany, VI (1914) p. 2202. — Peritheciis gregariis, innatis, nigro-tectis, globulosis, glabris, ostiolo minuto prominente, 200  $\mu$  latis, parenchymatice contextis; ascis cylindraceutis, filiformi-paraphysatis, 100  $\times$  6; sporidiis monostichis, fusiformibus, rectis, 3-raro 4-septatis, non constrictis, hyalinis, 15  $\times$  3.

*Hab.* in rachide emortua *Gigantochloae* (Graminaceae), Luzon, Prov. Laguna, Los Baños, ins. Philipp. (S. A. REYES).

13. **Metasphaeria Schizostachyi** Rehm (ubi?) — fm. **congregata** Rehm, 6456 Ascomyc. Philipp. VI, Leaflets of Philipp. Botany, VI (1914) p. 2263. — Peritheciis gregariis, culmum ambientibus, innatis, globulosis, peridermium protuberantibus, papillula conoidea minutissima atra prominenti, parenchymatice contextis, 0.2 mm. diam.; ascis fusoides, filiformi-paraphysatis, 50  $\times$  10-12; sporidiis fusiformibus, utrinque acutatis, 3-5 septatis, hyalinis, 15-20  $\times$  3.

*Hab.* in culmis *Schizostachyi* (Graminaceae), emortuis, Los Baños, ins. Philipp. (S. A. REYES).

14. **Metasphaeria Raimundoi** Rehm, Ascomyc. Philipp. IV, Leaflets of 6457 Philipp. Botany, VI (1913) p. 1939. — Peritheciis sparsis, cortice innatis, globulosis, epidermidem protuberantibus, papillula conoidea

perrumpentibus, atris, glabris, 300  $\mu$  latis, excipulo fusco, crasso, parenchymaticè contexto; ascis cylindræcis, apice rotundatis, octosporis, 200  $\approx$  8; paraphysibus filiformibus, septatis, 1,5-2  $\mu$  crassis; sporidiis monostichis, fusiformibus, utrinque acutatis, rectis, hyalinis, primitus 2-cellularibus et utrinque 2-guttatis, dein 3-septatis et quaque cellula 1-guttata, imprimis medio subconstrictis, 20-24  $\approx$  5-6.

*Hab.* in *Leucaena glauca* (Leguminosae), Luzon, Prov. Laguna, Los Baños, ins. Philipp. (M. B. RAIMUNDO).

15. *Metasphaeria asparagina* Sacc., Nuovo Giorn. Bot. it. N. S. v. XXII, 6458

1915, p. 38. — Peritheciis laxè gregariis, immato-erumpentibus et sub-superficialibus globulosis v. fere truncatis, 170-180  $\mu$  diam., poro minuto 17  $\mu$  diam., pertusis, duriusculis, nigris; ascis valde crassis, sub-fusoideis, apice obtuse tenuatis, brevissime stipitatis, 50-52  $\approx$  18-19, copiose filiformi-paraphysatis, octosporis; sporidiis medio tristichis, tereti-oblongis, utrinque rotundatis, inaequilateris, 3-4-septatis, ad septa praecipue medium constrictis, 21  $\approx$  6, intus minute granulosis, hyalinis.

*Hab.* in caulibus emortuis *Asparagiaphylli* (Liliaceae), C. Balzan. et Imghieret et Makluba, Ins. Melita. — Var. *smilacina* Sacc., l. c. p. 38. — Peritheciis minoribus 80-90  $\mu$  diam. late pertusis; sporidiis 20  $\approx$  7-7,2, hyalinis. — *Hab.* in caulibus *Smilacis asperae* (Liliaceae), Makluba, et Uied Babu in Ins. Melita. — *Socia* adest *Microdiplodia smilacina*.

16. *Metasphaeria Dearnessi* Bubák, Hedw. 58. p. 15 (1916). — 6459

Maculis utrinque visibilibus, rotundatis, 6-8 mm. in diam., luteis, are-scentibus brunneo-marginatis; peritheciis epiphyllis, crebris, gregariis, semi-immersis, globosis, prominulis, 100-150  $\mu$  in diam., parietibus tenuibus, apice conico erumpentibus, atris, contextu fusco, supra crassiore; ascis cylindricis vel cylindrico-clavatis, 48-58  $\approx$  7,5-9,5, rectis vel curvatis, subsessilibus, apice rotundatis, non incrassatis paraphysibus-filiformibus, 2  $\mu$  latis, obvallatis, octosporis; sporidiis distichis, fusoideis, 13-18  $\approx$  2,5-3,5 rectis vel curvatis, hyalinis, 3-septatis.

*Hab.* in foliis vivis *Smilacis asperae* (Liliaceae), London, Ont., Canada, Amer. bor. (J. DEARNESS). — A *Metasphaeria papulosa* (Dur. et Mont.) Sacc. ascis sporidiisque minoribus, a *M. nervisequa* (Wint.) Berl. et Vogl. peritheciis ascisque minoribus fabrica sporidiorum diversa.

17. *Metasphaeria hibiscicola* Rehm, Ascomyc. Philipp. V, Leaflets of 6460

Philipp. Botany, VI (1914) p. 2202. — Peritheciis gregariis, cortici innatis, dein prorumpentibus, globulosis, minute papillulatis, glabris, nitidis, parenchymatice contextis, 150  $\mu$  diam.; ascis cylindraceutis, paraphysibus filiformibus obvallatis, 150  $\approx$  7; sporidiis monostichis, oblongis, 20-25  $\approx$  5.

*Hab.* in ramulis emortuis *Hibiscirosae-sinensis* (Malvaceae), Luzon, Prov. Laguna, Los Baños, ins. Philipp. (C. F. BAKER).

18. **Metasphaeria pseudostromatica** Rehm, Ascomyc. Philipp. VI, Leaflets of Philipp. Botany, VI (1914) p. 2262. — Peritheciis gregariis, innatis, in ligno dilute nigro-fusco, epidermide immutata tecto sessilibus, mox prorumpentibus, globulosis, minute papillulatis, 0,5 mm. diam., glabris, mox collabentibus, parenchymatice contextis; ascis clavatis, apice rotundatis, 90  $\approx$  15, paraphysibus filiformibus immixtis; sporidiis distichis, fusoideis, rectis vel curvulis, 1-mox 3-septatis, ad septa paullulum constrictis, hyalinis, 15-17  $\approx$  4-5, interdum strato mucoso 2  $\mu$  circ. cr. obductis.

*Hab.* in ramis emortuis *Melastomaceae* quaedam, Mt. Banahao, ins. Philipp. (C. F. BAKER).

19. **Metasphaeria Urostigmatis** Speg., Mycet. Argent. VI, Anal. Mus. Nac. Buenos Aires XXIII p. 58 (1912). — Maculis pallescentibus, indeterminatis, amphigenis, lineolis subdendriticis fuscis ad epiphyllum saepius notatis; peritheciis plerumque epiphyllis, sparsis vel laxe gregariis, innato-erumpentibus, nigris, subhemisphaericis, 120-150  $\mu$  diam., subcarbonaceis, ? astomis, basi hyphis paucis, ramulosis, septatis, patentiusculis vel repentibus, 30-100  $\approx$  2-4, olivaceis cinctis, contextu opaco indistincto; ascis cylindraceuto-obclavatis, apice crassiuscule tunicatis et obtusissime rotundatis, basi abrupte cuneato-pedicellatis, 40-50  $\approx$  10, paraphysibus mucosis subcoalescentibus cinctis; sporidiis distichis, fusoideis, rectis vel leniter inaequilateris, 16-18  $\approx$  4-5, primo hyalinis grosse 4-guttatis, dein diblastibus, serius 3-septatis, non vel vix constrictis, chlorinis.

*Hab.* in foliis subputrescentibus *Urostigmatis quintuplinervis* (Moraceae), in silvis prope Puerto León, Misiones, Argentina.

20. **Metasphaeria incompleta** Rehm, Ascom. Philipp. VIII, in Leaflet of Philipp. Bot. VIII, 1916, p. 2949. — Perithecia in maculis epiphyllis suborbicularibus dein saepe confluentibus, dilute albo-fusciculis nigre marginatis, 0,5-1,5 cm. latis, gregarie innata, globulosa, vix papillulata, demum erumpentia, glabra, atra, parenchymatice

contexta, 0,3-0,5 mm. lata; ascis ovato-clavatis 30  $\approx$  12-15, 8-sporis J. Sporis fusoidis 3-septatis non constrictis, hyalinis, 18-20  $\approx$  4-5. Paraphyses conglutinatae.

*Hab.* ad folia *Eugeniae*? (Myrtaceae), Mt. Maquiling, Ins. Philipp. (C. F. BAKER).

21. *Metasphaeria conoidea* Sacc., Philipp. Journ. of Sc. Manila, P. I, 6464

1921, p. 598. — Peritheciis gregariis, globoso-conicis, erumpentibus, nigris, 0,5 mm. diam. duriusculis, ostiolo substrellato emergenti; ascis cylindricis, 170-180  $\approx$  8-9, octosporis, breviter stipitatis; sporidiis oblique monostichis, oblongo-fusoidis, utrinque acutulis, interdum inaequilateris, 3-septatis, non constrictis, 4-guttatis, 26  $\approx$  7, hyalinis.

*Hab.* in ramis emortuis *Psidii guajavae* (Myrtaceae), Kwang Si, Tang Uen, Cina (REINKING).

22. *Metasphaeria maculans* Rehm, Ascom. Philipp. in Ph. Journ. Sc. 6465

VIII p. 401 (1913) et Ascom. Phil. V p. 2202 (1914). — Peritheciis in maculis circularibus intus dilute fuscidulis mox in plagas latas confluentibus, cortice gregarie innatis tectisque, globosis, glabris minute papillulatis, semiglobose prominulis, 200-300  $\mu$  d., contextu parenchymatico fusco; ascis clavatis, apice rotundatis in stipitem elongatis, 150  $\approx$  18, octosporis; sporidiis elongato-fusoidis, rectis, 1-cellularibus, mox medio septatis, vix constrictis, utraque cellula guttis oleosis magnis praedita, demum 4-cellularibus, hyalinis, 30  $\approx$  8-9, distichis; paraphysibus filiformibus.

*Hab.* ad petiolos emortuos *Arengae sacchariferae* (Palmae), Los Baños, in ins. Philippinis (REYES, BAKER). — Sporidia nonnulla fusciscentia an ergo *Leptosphaeria*? *Metasphaeria saccharicola* Speg. affinis videtur.

23. *Metasphaeria zobeliana* Staritz, Verh. Bot. Ver. Brandenb. LV 6466

(1913) p. 76. — Peritheciis immersis, ostiolo erumpentibus, singulis vel in parvos greges collectis; ascis cylindraceis, breviter pedicellatis, apice leniter tenuatis et rotundatis, 90-94  $\approx$  8-9; sporidiis irregulariter distichis, hyalinis, 4-6-loocularibus, ad septa constrictis, quoque loenlo grosse 1-guttulato, rectis vel lenissime curvatis sive inaequilateris, 20-25  $\approx$  5-5,5.

*Hab.* in caulibus emortuis *Delphinii elati* (Ranunculaceae), prope Dessau, Germania.

24. *Metasphaeria bocconeana* Sacc., Ann. Mycol. XI, 1913, p. 561, 6467

Nuovo Giorn. Bot. it. N. S. v. XXI, 1914, p. 116. — Peritheciis laxè gregariis, subcutaneo-erumpentibus, globoso-depressis, nigri-

cantibus, 160-190  $\mu$  diam., ostiolo rotundo 16-18  $\mu$  diam. pertusis, contextu atro-fuligineo; ascis saccato-obclavatis sursum tenuatis, brevissime stipitatis, 45-55  $\times$  12, filiformi-paraphysatis, octosporis; sporidiis 2-3-stichis, tereti-oblongis, utrinque rotundatis, typice 4-septatis, grosse 5-guttatis, hyalinis, 15-16  $\times$  4,5-5, loculis binis inferioribus paullo angustioribus.

*Hab.* in ramulis emortuis Rhamni Alaterni (Rhamnaceae), Boschetto (Insula Melita) (Doct. BORG).— Socia adest *Arthonia dispersa*. — Affinis *Met. corticolae*, *Met. Sambuci* etc.

25. **Metasphaeria crebra** Sacc., Ann. Mycol. XI, 1913, p. 15.— Pe- 6468  
 ritheciis hypophyllis, late creberrime gregariis et maculas fumosas varias efficientibus, punctiformibus, subcuticularibus mox emergentibus 90-100  $\mu$  diam., poro pertusis, contextu parenchymatico fuligineo; ascis... jam resorptis; sporidiis tereti-fusoideis, utrinque obtusulis, rectis curvulisve, 4-septatis, rarius 3-6-septatis, ad septa leviter constrictis, 22-24  $\times$  6, hyalinis, dein dilutissime flavidis, loculis saepe 1-guttulatis.

*Hab.* in foliis languidis Amygdali Persicae (Rosaceae), Kawaue-mura, Japoniae (K. HARA, comm. H. Sydow).— Ascis non visis, sed sporidia interdum bina parallela juncta forte indicant ascum.

26. **Metasphaeria Kerriae** Sydow et Hara in Sydow, Annales My- 6469  
 colog. X, 1912, p. 407. — Peritheciis in maculis effusis griseo-tinctis densiuscule aequaliterque distributis globosis, 150-180  $\mu$  diam., atris, immersis, ostiolo papilliformi tantum erumpente, contextu opaco indistincto; ascis clavatis, apice rotundatis, 80-100  $\times$  16-20, octosporis, breviter pedicellatis; sporidiis distichis, oblongis, utrinque rotundatis, 2-septatis non constrictis, hyalinis, intus guttulatis, hyalinis; paraphysibus filiformibus.

*Hab.* in ramis Kerriae japonicae (Rosaceae), pr. Mino, Kawaue-mura, Japonia (K. HARA).

27. **Metasphaeria piricola** Sacc., Nuovo Giorn. Bot. it. N. S. v. XXII, 6470  
 1915, p. 37.— Peritheciis gregariis, depresso globosis, subcutaneo-erumpentibus, 250-300  $\mu$  diam., nigris, contextu denso atrofuligineo, ostiolo circulari 24  $\mu$  diam.; ascis crasse oblongo-clavatis apice rotundatis, subsessilibus, 80-90  $\times$  14-15, filiformi-paraphysatis, octosporis; sporidiis distichis v. oblique 1-stichis, oblongo-cylindraceis, utrinque rotundatis, 3-rarius 4-septatis, ad septa praecipue medium valde constrictis, saepius inaequilateris, hyalinis, 4-guttatis v. granulosis, 21  $\times$  7-7,5, loculis 2-3 superioribus crassioribus.

- Hab.* in ramulis emortuis *Piri communis* fm. *silvestris* (Rosaceae), Uied Incita, Insula Melita. — Var. **Periplocae** Sacc., l. c. p. 37. — Sporidiis paullo longioribus, 23-24  $\approx$  7-7,5. In ramis *Periplocae levigatae* (Asclepiadaceae), Uied Babu, Ins. Melita. — Var. **Jasmini** Sacc., l. c. p. 38. — Sporidiis 20  $\approx$  7. In ramis emortuis *Jasmini azoricæ* (Oleaceae), S. Antonio, Ins. Melita (G. BORG).
28. ***Metasphaeria sepincola*** (B. et B.) Sacc. — Syll. IX p. 856, an? Syll. II 6471 p. 164. — fm. *monosticha* Gz. Frag., Trab. Mus. Nac. Ciencias Nat., ser. Bot. n. 4, p. 14 extr., fig. 5. — Ascis cylindraceis usque ad 110  $\approx$  10, paraphysibus simplicibus, raro ramosis, copiose obvallatis; sporidiis monostichis, oblongis, rectis, hyalinis, 3-4-septatis, non constrictis, loculis minute 1-guttulatis, 20  $\approx$  8.  
*Hab.* in ramis *Rosae caninae* var. (= *R. dumetorum*) (Rosaceae), in montibus Carpetanis, Hispania. — Affinis *M. lejustegae* (Ell.) Sacc., sed probabiliter ut species nova habenda.
29. ***Metasphaeria Macounii*** Dearn., Mycologia, 8., 1916, p. 100. — 6472 Peritheciis nigricantibus, sparsis, basi applanatis, globoso-conicis, ligno semiimmersis, interdum ostiolo obtuso tantum revelatis; areis latis dealbatis ligni decorticati atropunctatis, 0,5-0,7 mm. diam.; ascis cylindraceis, 135-170  $\approx$  7, copiose paraphysatis; sporidiis strictè 1-seriatis utrinque rotundatis, 16-22  $\approx$  6-7, plasmate 3-partito.  
*Hab.* in ramis decorticatis, emortuis *Rosae* sp. silvaticae (Rosaceae), in Ins. Vancouver, Columbia (J. MACOUN).
30. ***Metasphaeria bifoveolata*** Spegaz., Fungi Costaric. nonn. in Bol. Ac. 6473 Nac. Cienc. Cordoba, t. 23., 1919, Extr. p. 197. — Maculae orbiculares depressae pallide rufescentes indeterminatae; 2-10 mm. diam. perithecia laxè gregaria subepidermica, hemisphaerico-lenticularia, minuta atra glabra, ostiolata, non umbonata, coriacella, contextu parenchymatico parum distincto; asci e cylindraceo subfusoidè, superne subtruncato-rotundati ibique semper et longiusecule vacui lumine apicali eximie bifoveolata, deorsum attenuati ac in pedicello crasso brevissimo noduloso producti, paraphysibus parvis filiformibus commixti 8-spори, 60  $\approx$  8-10; sporae subfusoidèae 5-septatae, utrinque acutiusculae, ad septum medium non v. vix constrictae, hyalinae, 20-25  $\approx$  5.  
*Hab.* ad fructos vivos submatturos *Coffeae* sp. (Rubiaceae), in agris prope Tuis, Costarica, America trop.
31. ***Metasphaeria stromaticola*** A. Maublanc, Bull. Soc. Mycol. de Fr., 6474 XXXVI, 1920, p. 34, tab. II fig. 8-11. — Mycelio gracili, hyalino

v. fuscidulo in stromatibus *Phyllachorae* (*duplicis*?) evoluto. Peritheciis in eisdem stromatibus immersis, globulosis, circ. 200  $\mu$  diam. tunica sat tenui ostioloque non prominulo praeditis; ascis cylindraceis, breviter pedicellatis, 8-sp. 100-120  $\times$  15-20, paraphysibus filiformibus dense obvallatis; sporidiis distichis, fusoides v. fusoido-clavatis, rectis v. vix curvulis, 3-septatis, ad septa (praecipue medio) constrictis, loculis mediis inflatis et subglobosis, ultimis angustioribus obtusisque, hyalinis v. chlorinis, strato mucoso praeditis, 28-35  $\times$  7-9. — Adsunt spermogonia pyrenidiaque peritheciis similia; spermatis minutissimis, 4-6  $\mu$  longis, ellipsoideis, guttulis; stylosporibus cylindraceis, obtusis, rectis, 3-septatis, primo dense granulosis, dein grosse 4-guttulatis, hyalinis v. chlorinis, brevissime pedicellatis, 25-32  $\times$  4-5.

*Hab.* in foliis petiolisque *Sapindaceae* cujusdam, parasitans stromata *Phyllachorae* sp. (efr. *Ph. duplex*), Rio de Janeiro: Jacarepagua, Brasiliae (BRITTO, Herb. Mus. R. Jan.).

32. **Metasphaeria Dulcamarae** Massa, *Annali di Botanica* v. X, 1912, 6475 p. 421, tab. IV fig. 2. — Peritheciis gregariis erumpentibus, quandoque secundum rimas epidermidis lineariter dispositis, atris, sphaericis; ascis numerosis clavatis 75  $\times$  12, paraphysibus filiformibus, basi attenuatis, sporidiis parum curvulis, 3-septatis, ad septa leniter constrictis, 27  $\times$  5, hyalinis.

*Hab.* in ramulis *Solanii Dulcamarae* (Solanaceae), Vercelli, Italia bor. (CESATI 1852).

33. **Metasphaeria Staphyleae** Dearness et House, *N. York St. Mus. Bull.* 6476 n. 188, p. 34 (1916). — Peritheciis sparsis epidermidem elevantibus, pallidis, pustulatum erumpentibus, e lenticularibus subglobosis, 180-360  $\mu$  cr.; ostiolo cylindrico, brevi, obtuso; ascis clavato-cylindraceis, saepe medio latioribus, 75-90  $\times$  8-15, quandoque stipitatis; paraphysibus obscuris, quandoque demum collabescentibus; sporidiis hyalinis, ellipsoideis, triseptatis, irregulariter monostichis, medio v. ad apicem saepe distichis magnitudine variabilibus, 15-22  $\times$  5-8.

*Hab.* in ramis emortuis *Staphyleae trifoliatae* (Staphyleaceae), West Park Ulster County, prope Jamesville, Onondago Co. N. Y., Amer. bor. (H. D. HOUSE).

34. **Metasphaeria Theobromae** E. Sous. da Camara, *Mye. novi mycofl. azor. et afric.*, in *Revista agronom. Lisboa* 1920, Extr. p. 3 tab. II fig. 1-3. — Peritheciis plerumque sparsis vel raro gregariis, immersis, sublenticularibus, atris, ostiolo pertusis denique erumpentibus,

420  $\approx$  150-300; ascis cylindraccis, saepe arcuatis interdumque rectis, apice rotundatis, subsessilibus, aethrois, octosporis, 90-120  $\approx$  7-10; paraphysibus copiosissimis, filiformibus, ascos superantibus; sporidiis monostichis fusiformibus vel oblongo-ellipsoideis, utrinque attenuatis, primo medio diu unidemumque quatorseptatis, parum distinctis (an 5 ?), constrictulis, hyalinis subchlorinisve, 22-28  $\approx$  6-8.

*Hab.* in ramulis *Theobroma e Cacao* L. (Sterculiaceae), Sancti Thomensis insula (leg. Dr. ARMANDO DE SEABRA).

35. **Metasphaeria consociata** Rehm, *Ascomyc. Philipp. V, Leaflets of Philipp. Botany, VI (1914) p. 2201.* — Hypostromate nigritulo ramulos ambiente; peritheciis innatis, sparsis, singularibus vel 2-3-congregatis, corticem protuberantibus, dein plerumque quadrifide perforantibus, conoideis, ostiolo vix conspicuo praeditis, nigris, glabris, 120  $\mu$  latis, parenchymatice contextis; ascis fusiformi-cylindraccis, aparaphysatis, octosporis, 120  $\approx$  8-9; sporidiis 1-2-stichis, oblongis, rectis, 3-septatis non constrictis, hyalinis, 20  $\approx$  4.

*Hab.* in caulibus emortuis, Luzon, Prov. Laguna, Los Baños, ins. Philipp. (S. A. REYES). — Dubium an potius ad Dothideaceas (? *Montagnella*) adscribenda species.

**CHAETOPYRENA** Sacc. — Syll. p. 184 (ut subg.) Speg., *Myc. Arg. VI p. 56 (1912).* — Est *Metasphaeria* peritheciis setulosis et huc nonnullae *Metasphaeriae* species transferendae sunt: *Chaetopyrena Poae* (Niessl), *Ch. Cerletti* (Speg.), *Ch. chaetostoma* Sacc., *Ch. trichostoma* (Pass.), *Ch. Origani* (Mont.), *Ch. culmicola* Sacc. (*Met. graminum* var. *culmicola* Sacc.), *Ch. Taquaruae* (Starb.) (*M. culmifida* var. *Taquaruae* Starb.). Conferendae hae species in Sylloge, inter *Metasphaerias*.

1. **Chaetopyrena xerophila** Speg., *Mycet. Argent. VI, Anal. Mus. Nac. Buenos Aires, XXIII p. 56 (1912).* — Peritheciis sparsis, erumpentibus, primo tectis dein, epidermide secessa, nudatis et subsuperficialibus, globoso-depressis, 200-250  $\mu$  diam., coriaceis, vix papillulatis, ostiolo setulis cylindraccis, atris, apice pellucidis, subrectis, 50-60  $\approx$  3-4, penicillato-barbatis, contextu indistincto; ascis clavulatis, brevissime pedicellatis, 100-120  $\approx$  20-22, dense filiformi-paraphysatis; sporidiis ellipsoideo-fusoideis, rectis vel lenissime subinaequilateris, 30  $\approx$  12, 5-septato-constrictis, subtorulosis, hyalinis, loculis grosse 1-3-guttulatis, primo tunica mucosa tenui vestitis dein nudis.

*Hab.* in culmis vaginisque aridis *Scleropogonis brevifolii* (Graminaceae), in aridissimis Potrerillos, prope Mendoza, Argentina.

**CERIOSPORELLA** Berl. — Syll. XIV p. 19, XVII p. 704.

1. *Ceriosporella gallica* Sacc., Notae Myc. XXII (R. Acc. Pad. 1917) 6480 p. 161. — Peritheciis dense gregariis subcutaneis, globoso-depressis, 0,5-0,7 mm. diam., epidermide nitida, leviter supra perithecium atrata tectis et vix ostiolo brevi obtuso erumpentibus; contextu indistincte celluloso, membranaceo-molliusculo, fuligineo; ascis anguste tereti-fusoideis, 120-140  $\times$  6-7,5, brevissime tenuato-pedicellatis, summo apice obtusulis, octosporis, non v. obsolete paraphysatis; sporidiis oblique monostichis v. arcu distichis, fusiformibus, utrinque cuspidatis, 23  $\times$  3,6, indistincte 3-4-septatis, non constrictis, polyblastis v. minute guttulatis, hyalinis (maturis?).

*Hab.* in ramis minoribus morientibus *Carpini Betuli* (Betulaceae), Rigny, Gallia (FLAGEOLET). — In mentem revocat *Anthostomellam nitidulam* cujus forsitan status juvenilis; verum nimis differt.

2. *Ceriosporella Polygoni* A. L. Smith et J. Ramsbottom, Trans. Brit. Mycol. Soc. IV, pt. II, 1913, p. 325 (1914). — Peritheciis confertis, numerosis, atris, carbonaceis, membranaceis, depresso-globosis, 600  $\mu$  circ. diam., sub epidermide insidentibus, ostiolo tantum erumpentibus; ascis cylindracco-clavatis, apice obtuse rotundatis, basi attenuatis, 35-45  $\times$  4-5, octosporis, aparaphysatis; sporidiis oblique subdistichis, fusiformibus, utrinque mucronatis, 9-12  $\times$  2, mucronibus 4  $\mu$  longis, primum 3-4-guttulatis, dein medio 1-septatis, hyalinis.

*Hab.* in caulibus siccis *Polygoni amphibii* var. *terrestriis* (Polygonaceae), Ardrossam, Ayrshire, Britannia (D. A. BOYD).

**MASSARINA** Sacc. — Syll. II p. 153, IX p. 824, XI p. 332, XIV p. 586, XVI p. 535, XXII p. 202.

1. *Massarina nigro-viridula* Rehm, Ascomyc. Philipp. VI, Leaflets of Philipp. Botany, VI (1914) p. 2263. — Peritheciis cortici extus late nigro-viridulo gregarie innatis et obtectis eunque hemisphaerice protuberantibus, globulosis, atris, minutissime papillulatis, 1 mm. diam., subcarbonaceis; ascis cylindraccis, apice rotundatis, 150  $\times$  10, filiformi-paraphysatis, J-; sporidiis ellipsoideis, 3-septatis, cellulis mediis transverse ellipticis, non constrictis, hyalinis, strato mucoso carentibus (mensuris desunt).

*Hab.* in ramo *Derridis ellipticae* (Leguminosae), Los Baños, ins. Philipp. (C. F. BAKER).

2. *Massarina Pomacearum* v. Höhn., Ann. Mycol. 15., 1917, p. 381; 6483

Ber. deutsch. bot. Ges. 35., 1917, p. 252. — Peritheciis subrotundis, 500-550  $\approx$  300-350, saepe paucis concreescentibus, sub peridermio nidulantibus, dense gregarijs, peridermium pustulatum elevantibus et ostiolo non eminenti perforantibus; contextu lateraliter 32  $\mu$  crasso; ascis clavatis, apice rotundatis, vix stipitatis, crasse tunicatis, 144-170  $\approx$  21-24, paraphysibus multo longioribus filiformibus obvallatis; sporidiis superne distichis oblongo-fusoideis, hyalinis, 4-cellularibus, medio leviter constrictis, grosse 4-guttatis, strato mucoso crasso obvolutis, 30-39  $\approx$  11-13 (sine strato mucoso), cellulis binis superioribus paullo crassioribus, extimis subhemisphaericis.

*Hab.* in ramis *Crataegi monogynae* (Rosaceae), prov. Tullnerbach, Wienerwald, Austria (v. HÖHNEL). — *Mass. eburneae*, *M. eburnoidi* et *M. Corni* proxima.

3. **Massarina Raimundoi** Rehm, Ascomyc. Philipp. VI, Leaflets of Philipp. Botany, VI (1914) p. 2263. — Peritheciis longe lateque plurimis cortici innatis eumque protuberantibus et papillula parvula perforantibus, globulosis, 400  $\mu$  diam., ad basim hyphis nonnullis fuscidulis ramosis obsessis, parenchymatice contextis, nigris; ascis cylindraceutis, rotundatis, 220  $\mu$  usque altis, 12  $\mu$  crassis, J-, paraphysibus filiformibus 2  $\mu$  cr. obvallatis; sporidiis monostichis, cylindraceutis, utrinque appianatis, 4-cellularibus, cellulis elliptico-transversim nucleatis, rectis, hyalinis, 20  $\approx$  10, strato mucoso non obductis. 6484

*Hab.* in ramis *Citri nobilis* (Rutaceae), Los Baños, ins. Philipp. (M. B. RAIMUNDO). — Sporarum indole ad *Massuriam* accedit sed defectu strati mucosi imprimis a *Massaria* et *Massarina* divergit; forsitan melius generis novi pars.

**SACCARDOELLA** Speg. — Syll. II p. 190, XI p. 336, XIV p. 586.

1. **Saccardoella montellica** Spegazzini. — Syll. II, 191.— var. **Rubi** J. E. Chenantais, Bull. Soc. Mycol. de Fr. XXXV, 1919, p. 126, fig. 20. — Peritheciis 0,4-0,6 mm. cortice tectis, ovato-sphaeroideis, aggregatis paucis, circinnantibus, atro-carbonaceis, rugulosis; ostiolis quandoque crassis vix exsertis, perithecium dimidium aequantibus, per cuticulam fissam erumpentibus, ligno adnatis; ascis cylindraceutis-clavatis 100-120  $\approx$  15-16, stipitatis, paraphysibus filiformibus guttulatis obvallatis; sporidiis distichis longe fusoideis, utrinque acutis vel in loculum desinentibus, ad septa vix constrictis, 12-14 septatis, loculis 2-3 guttulatis, hyalinis, 60-70  $\approx$  8. 6485

*Hab.* in corticibus *Ruborum* vetustis (Rosaceae), Pont-du-Cens, Chêne vert, propé Nantes Loire-inferieure, Gallia.

**SYDOWIA** Bres. — Syll. XI p. 341. XVI p. 536.

1. *Sydowia gregaria* Bresadola. — Syll. XI, p. 341. — Ann. Mycol. 18., 6486  
1920, p. 64 (diagn. nova et completa). — Peritheciis in caespitulis dense gregariis,  $\frac{1}{3}$ -0,5 mm. latis, congestis, in cortice nidulantibus et erumpentibus, raro simplicibus, subglobosis, 300-400  $\times$  250-350, subiculo atro, subeunteo, ex hyphis luteo-fuscis, ramoso-septatis, 5-7  $\mu$  latis composito, insidentibus; ascis cylindraceo-subelavatis, crasse tunicatis; breviter stipitatis, 20-26-sporis, 130-150  $\times$  14-20 jodo non caerulescentibus; sporidiis distichis vel conglomeratis, clavato-subfusiformibus, hyalinis, 3-septatis, ad septum medium constrictis, 15-20  $\times$  6.

**ZIGNOELLA** Sacc. — Syll. II p. 214, IX p. 860, XI p. 339, XIV p. 587, XVI p. 536, XVII p. 709, XXII p. 203.

1. *Zignoella algaphila* H. L. Stevens. Bot. Gazette 69., 1920, p. 256. — 6487  
Mycelium tenue e pallido brunneo in contextu matricis repente; peritheciis nigris varie conformatis sed plerumque phyalaeformibus collo usque 24  $\mu$  cr. praeditis, basi parum dilatatis, 90  $\times$  170-180, superficie crebre reticulata sed non pilosa, basi tantum ob mycelio tomentosula; ascis copiosis cylindraceis, octosporis, 71  $\times$  7; paraphysibus tenuibus filiformibus; sporidiis hyalinis utrinque acutatis 3-septatis, 17-21  $\times$  3,5.

*Hab.* in thallo *Cephalauri virescentis* et *Artoe carpi incisi* (Algæ), Mayaguez, Porto Rico, Amer. Centr.

2. *Zignoella duvaucola* Speg., Mycet. Argent. VI, Anal. Mus. Nac. 6488  
Buenos Aires XXIII, p. 55 (1912). — Peritheciis in ligno denudato cinerascete superficialibus, laxiuscule gregariis, pusillis, glabris, undis globosis, 90-120  $\mu$  diam., siccis corrugato-collapsis, atris, ostiolo umbilicato latissimo, 15-20  $\mu$  diam., tenue membranaceis, contextu grosse parenchymatico, pellucido, fuligineo; ascis subellipticis, breviter crasseque noduloso-pedicellatis, paraphysibus paucis commixtis (mensurae desunt); sporidiis subcylindraceis vel lenissime ovatis, 3-septatis, ad septa leniter constrictis, hyalinis, eguttulatis, 16-20  $\times$  7-9, loculo medio supero saepius nonnihil tumidiore.

*Hab.* in ramis dejectis decorticatis *Duvaanae longifoliae* (Anacardiaceae), prope Huillapima, Catamarca, Argentina.

3. *Zignoella subtilissima* Rehm in Strasser, Ann. Mycol. IX, 1911, p. 6489

81. — Peritheciis dispersis, primitus cortici immersis mox emergentibus et sessilibus, conoideis, distincte cylindraceo-papillulatis, nigris, glabris, 0,15 mm. diam.; ascis clavatis 70-75  $\times$  8-9, 8 sporis; sporis fusiformibus, rectis, primitus medio septatis, utrinque 2-3-guttatis, tenne 3-septatis, quaque cellula 1-guttata, hyalinis, 18-20  $\times$  3,5-4, fere monostichis; paraphysibus subramosis, tenuibus.

*Hab.* ad ramulum exsiccatum *Hederæ Helicis* (Araliaceae), Hollenstein, Austriae inf. (STRASSER). — *Zign. macrascae* Sacc. proxima.

4. **Zignoella somala** Baccarini, Eumyc. Somalia it., in « Missione Stefanini-Paoli » Firenze 1916, p. 196 (Trematostoma). — Peritheciis atris ad 0,5 mm. latis,  $\frac{1}{4}$  mm. altis, seminatis, obtusis; ostiolo obconico dein papilla amissa, late perforantibus, gregariis ac saepe confluentibus, corticicolis; ascis elongatis, paraphysibus longioribus obvallatis, 122  $\times$  12; sporis ellipticis triseptatis ad septa non constrictis; articulis guttulatis hyalinis, 18  $\times$  (5-6).

*Hab.* ad corticem arboris ignoti Somalia it., Africa trop. (PAOLI). — var. **Calancalli** Baccarini, l. c. peritheciis dense gregariis, mammilosis, 350  $\mu$  latis, atris, angulosis, papillatis, dein papilla amissa late circulariter perforatis; osculo albicante; ascis clavatis 95-105  $\times$  12-15; sporidiis oblique monostichis (20-22  $\times$  7-8) fusoides, triseptatis. — *Hab.* ad ramos *Bosciae somalensis* (Capparidaceae), vulgo « Calancall » inter Gololónle et Uenéo, Somalia it., Africae trop. (PAOLI).

5. **Zignoella Roripae** Rehm, Ann. Mycol. XIII, 1915, p. 4. — Perithecia dispersa, primitus innata, dein prorumpentia, globulosa, minutissime papillulata, nigra, glabra, 0,5 mm. lata, non carbonacea; ascis subfusiformes, sessiles, 80-100  $\times$  10-14, 8-spores; sporae cylindraceae, utrinque acutatae, rectae, 5-septatae, cellulis omnibus 1-magnitudinis, medio non constrictae, hyalinae, demum dilute flavidae, -35  $\times$  5, distichae. Paraphyses filiformes.

*Hab.* ramulos *Roripae* (Cruciferae), Kulm N. Dak., Amer. bor. (BRECKLE).

6. **Zignoella Arengae** Rehm, Ascomyc. Philipp. IV, Leaflets of Philipp. Botany VI (1913) p. 1938. — Peritheciis in maculis corticis late dealbatis gregarie innatis, mox emergentibus modo ad basim innatis, conoideis, non papillulatis, poro perspicuo pertusis, glabris, atris, carbonaceis, 0,4-0,5 mm. diam.; ascis clavatis, apice rotundatis, crasse tunicatis, 130  $\times$  20; paraphysibus filiformibus obvallatis; sporidiis distichis, fusiformibus, utrinque acutatis, transverse

3-septatis, medio constrictis, quaque cellula 1-guttata, hyalinis, 25  $\approx$  7-8.

*Hab.* in petiolis emortuis *Arengae mindorensis* (Palmae), Luzon Prov. Laguna, Los Baños ins. Philipp. (N. G. TEODORO). — Propter excipulum carbonaceum ad *Metasphaeriam* non pertinet.

7. *Zignoella senegalensis* Speg., Anal. Mus. Nac. Buenos Aires, XXVI 6493 p. 124 (1914). — Matrice late sordideque infuscata; peritheciis hinc inde laxè consociatis e globoso depressis, 140-190  $\mu$  diam., usque ad medium insculptis, non vel vix papillulato-ostiolatis, carbonaceis, atris, glabris, levibus, opacis, contextu indistincto; ascis obclavatis, pedicello brevissimo, crasso, noduloso fultis, 100  $\approx$  20, paraphysibus filiformibus, crassiusculis, conspicue longioribus obvallatis; sporidiis oblique vel recte distichis, cylindraceo-fusoideis, 22-23  $\approx$  7-8, saepius 3-septatis, ad septum medium excentricum valide constrictis, loculo primario superiore conspicue longiore et crassiore, loculis omnibus 1-guttulatis, hyalinis.

*Hab.* in spathis vetustis subputrescentibus adhuc pendulis *Phoenixis* ejusdam (Palmae), prope Daccar, Senegal.

8. *Zignoella Platani* Rehm, Ann. Mycol. XI, 1913, p. 151 (*Zignoia*). — 6494 Peritheciis in cortice hinc inde denigrato gregariis, basi innatis; conoideis, vix papillulatis poro perspicue pertusis, glabris, atris, 0,15 mm. lat.; ascis fusoideis, sessilibus, 65-70  $\approx$  10-12, octosporis, sporis fusoideis, utrinque acutatis, rectis 1-cellularibus, intus granulosis, hyalinis, 18-20  $\approx$  4-5, distichis; paraphysibus filiformibus, hyalinis, 2  $\mu$  cr. Excipulum crassum fuscum.

*Hab.* ad corticem solutum *Platani* (Platanaceae), prope balneum Briickenau (Rhön), Europa media (ADE). — *Z. grönendalensi* S. B. R. nec non *Wallrothiellae melanostigmoidis* Feltg. proxima.

9. *Zignoella lortoniana* Sacc., Notae Myc. XIV, Ann. Mycol. 10., 1912, 6495 p. 310. — Peritheciis initio subcutaneis sed mox erumpentibus, saepius hinc inde caespitulosis, globulosis v. ovoideis, nigris, 200-300  $\mu$  diam., ostiolo obtuso vix papillatis, senio subinde subdepressis; contextu crasso, nigricante, obscure celluloso non omnino carbonaceo; ascis fusoideo-clavatis deorsum sensim tenuato-stipitatis, 100  $\approx$  12-14, apice tenuatis sed truncatis, paraphysibus confertissimis, filiformibus, guttulatis, hyalinis, 2-2,5  $\mu$  cr. obvallatis; sporidiis distichis tereti-fusoideis, utrinque obtusatis, rectis v. leviter inaequaliteris strato mucoso angustissimo obductis, creberrime (20-25-) septulatis, non constrictis, loculis angustissimis transverse minute

fere cribroso-guttulatis, septis subternis remotis ceteris evidentioribus praeditis, subhyalinis,  $33-35 \times 7-8$ , senio contractis, vix  $26-28 \times 5-5,5$  septisque omnibus manifestissimis et guttulatis evanescentibus.

*Hab.* ad ramos corticatos emortuos *Crataegi Oxycantha* (Rosaceae), Clessis prope Rigny Galliae (legit ab. LORTON, comm. ab. FLAGEOLET). — Nonnullis notis cum gen. *Saccardoella* convenit sed sporidia mutica et perithecia subsuperficialia; a *Zignoella* typica quoque aliquid desecit, tamen proximior videtur.

10. **Zignoella Rubi** Noelli, Nuovo Giorn. bot. it. v. XXIV, 1917, n. 6496  
3, p. 192. — Peritheciis minutis vix pertusis, gregariis, superficialibus, sparsis vel confertis, papillatis, aterrimis, nitidis, ovoideis, glabris,  $190-210 \mu$  latis; ascis clavatis,  $70-75 \times 10-17$ , octosporis, paraphysatis; sporidiis distichis, fusoido-oblongatis, rectis vel curvulis, dilute-luteis, 3-septatis, ad septum parum vel non constrictis,  $25-39 \times 7-10$ , paraphysibus filiformibus.

*Hab.* in sarmentis putrescentibus *Rubi fruticosi* (Rosaceae), prope Augustam Taurinorum, Pedemontium, Italia bor. — *Z. ovoideae* Fr. proxima sed colore septatione magnitudine sporum satis diversa.

11. **Zignoella nobilis** Rehm, Asc. Philipp. VIII, in Leaflet. of Philipp. Bot. VIII, 1916, p. 2950 (Trematostoma). — Perithecia arcte gregaria, latas plagas formantia, sessilia, conoidea, vix papillulata, potius umbilicata, poro pertusa, atra, glabra, subcarbonacea, 0,5 mm. lata; ascis clavatis, apice rotundatis,  $80-85 \times 12$ , 8-sporis, J; sporis oblongo-fusiformibus rectis, primitus 4-guttatis, dein 3-septatis, quaque cellula 1-magniguttata, non constrictis, hyalinis,  $15-18 \times 5$ , distichis. Paraphyses filiformes.

*Hab.* ad ramum emortuum corticatum *Citri nobilis* (Rutaceae), Los Baños, Ins. Philipp. (C. F. BAKER).

12. **Zignoella gallica** Sacc. et Flag. in Sacc., Notae Myc. XX, Nuovo Giorn. bot. it. 23., 1916, p. 222. — Peritheciis sparsis, basi applanata ligno adnatis, superficialibus, globoso-hemisphaericis, brevissime conico-papillatis, subcarbonaceis, nigris,  $250 \mu$  diam. contextu dense et minute celluloso, fuligineo; ascis cylindraccis, apice obtusatis,  $140-160 \times 7,5-8,5$ , brevissime tenuato-stipitatis, filiformi-paraphysatis, 6-8-sporis; sporidiis oblique monostichis, oblongo-fusoides, saepius leviter curvis, utrinque plus v. minus rotundatis, 3-5-septatis, 6-guttulatis, ad septum medium non v. vix constrictis,  $19-20 \times 5,7-6$ , hyalinis.

*Hab.* in ligno putrescente, saepe superficie atrato, *Populi nigrae* (Salicaceae), Rigny, Galliae (FLAGEOLET).— Videtur affinis *Zign. prorumpenti* et *Zign. eutypoidi*.

13. **Zignoella insueta** J. E. Chenantais, Bull. Soc. Mycol. de Fr., XXXV, 6499  
1919, p. 121, fig. 16. — Peritheciis laxè gregariis, ligno adnatis, 3-400  $\mu$ , sphaeroideis, acutis nigris, rugulosis, carbonaceo-membranaceis, poro pertusis; nucleo albo adhaerente (peritheciis senioribus); ascis paucis arcuatis, 2-8 sporis, cylindræo-clavatis, 80-90  $\approx$  20, paraphysibus coalescentibus obvallatis; sporidiis mono-vel distichis, lanceolatis, deorsum attenuatis, grosse multiguttulatis, primum 1-septato-constrictis, loculo superiore majore, inferiore sensim attenuato, dein 2-septatis, granulosis, hyalinis, septo secundo in majore loculo saepe passim aberrante, 40-55  $\approx$  10-13.

*Hab.* in ligno *Tiliae* (Tiliaceae), exsiccato, Bagatelle, prope Morlaix (Finistere), Gallia.

14. **Zignoella lentzkeana** W. Kirschst., Krypt. Fl. Brandenb. VII, p. 6500  
239 (1911). — Peritheciis superficialibus in parvos greges laxè vel dense gregariis, sphaeroideis vel sursum attenuatis et subpiriformibus, breviter acuteque ostiolatis, 400-500  $\mu$  diam.; excipulo atro, carbonaceo, fragili, granuloso-asperulo; ascis clavatis vel clavato-ellipsoideis, in pedicellum brevem gradatim attenuatis, sursum rotundatis incrassatisque, octosporis, 110-150  $\approx$  16-22, paraphysibus copiosis, filiformibus, simplicibus, 2  $\mu$  crassis, ascos subaequantibus obvallatis; sporidiis sursum irregulariter distichis, deorsum monostichis, ellipsoideis, utrinque late rotundatis, eguttulatis, hyalinis, initio 2-ocularibus dein 4-cellularibus, ad septa, praecipue ad septum medianum, constrictis, 24-34  $\approx$  9-12.

*Hab.* in cortice vivo *Ulm*i (Ulmaceae), prope Fehrbellin, Germania. — Adsunt pycnidia globosa 150-200  $\mu$  diam., coriacea, sporulis ellipsoideis, hyalinis, indistincte 2-cellularibus, 3-4  $\approx$  2 repletis, probabiliter cum *Zignoella* metagenetice conjuncta.

15. **Zignoella torpedo** Theiss., Ann. Mycol. X, 1912, p. 10, cum icon.— 6501  
Theissen, Decad. Fl. Bras. n. 232. — Peritheciis superficialibus, dense botryose aggregatis et basi stromate compacto iunctis, acervulos irregulares v. strata plus minusve extensa formantibus, elongato-ellipsoideis, vertice paullo attenuatis, 1-2 mm. altis 0,5 mm. latis (ipsa perithecii cavitate ca. 300  $\approx$  425), contextu molliusculo, atro, e cellulis polygoniis crasse membranaceis castaneo-brunneis parenchymatice contextis; vertice minute papillato, superficie nigra, opaca, sub lente minute asperula; ascis longissime pedicellatis, cy-

lindraceis (v. sporis polystiche dispositis clavato-ventricosis), p. sp. 145-200  $\approx$  25-32 (40), pedicello sensim attenuato usque 280  $\mu$  longo, dilutissimo; sporis 2-(3)-stichis, hyalino-viridulis, oblongis, 42-52  $\approx$  12-16, utrinque rotundatis, leniter curvatis, saepius infra clavato-incrassatis, primo continuis, gutta permagna et tunica mucosa praeditis, dein 2 (-4 ?) cellularibus; paraphysibus copiosissimis, dilutis, ubere guttatis, 25  $\mu$  cr., longissimis, flexuosis.

*Hab.* ad corticem, Lageado, Rio Grande do Sul, Brasilia (RICK).

**MELOMASTIA** Nits. et Fuck. — Syll. II p. 213, XVII p. 707, XXII p. 206.

1. **Melomastia jaapiana** Kirschst., Krypt. Fl. Brandenb. VII p. 259 6502 (1911).— *M. lignicola* Kirschst.— Syll. XXII p. 207 (nomen). — Peritheciis plus minusve gregariis, primo immersis dein subsuperficialibus, sphaeroideis, ostiolo applanato albo-marginato, 300-350  $\mu$  diam.; excipulo initio brunneo-consperso dein nudo, atro, coriaceo; ascis cylindraceo-clavatis, in pedicellum attenuatis, sursum rotundatis, 70-90  $\approx$  6-9, octosporis, paraphysibus filiformibus copiosis ascos superantibus; sporidiis oblique monostichis vel distichis, elongato fusoides, 4-guttulatis, medio constrictis, rectis, interdum dimidiis subinaequalibus, strato tenui mucoso facile evanido cinctis, demum plasmate 4-partito, 16-20  $\approx$  4-5.

*Hab.* in ramis decorticatis *Betulae* (Betulaceae), Triglitz, Germania (JAAP). — Affinis *M. corticolae* et *M. subferrugineae* sed facile distinguenda.

2. **Melomastia pallidispora** Kirschst., Kryptog. Fl. Brandenb. VII, p. 259 (1911).— Ita vocanda *Trematosphaeria pallidispora* Kirschst.— Syll. XXII p. 247.

**WINTERINA** Sacc. em. — Syll. IX p. 909, XIV p. 589 XVI p. 538, XVII p. 708, XXII p. 207. — Cfr. Syll. XIV p. 589 (non p. 19!), ubi explicatur et definitur species hyalophragmiae ad *Winterinam* et hyalodictyae ad *Winteriam* esse ducendae (enfr. etiam Syll. XXII p. 256).

1. **Winterina rigidula** Sacc., Notae Myc. XXIII p. 65 (Acc. Veneto-trent. 1917) (sub *Winteria*).— Peritheciis hinc inde maculiformiter dense gregariis, opace nigris, omnino superficialibus, e globoso verticaliter oblongulis, 180-200  $\mu$  alt., levissime rugulosis, non collabentibus, ostiolo vix papillato, 20-30  $\mu$  diam., contextu indistincte celluloso, crassiusculo, fuligineo; ascis fusiformibus, utrinque acutis,

95-100  $\times$  11,5-12, subinde inaequilateris, octosporis, aparaphysatis, 6-8 sporis, interdum 4-sporis; sporidiis distichis, fusiformibus, curvatis, utrinque acutis, initio faretis v. guttulatis, demum 7-9-cuboideo-nucleatis, non constrictis, 55-60  $\times$  4,7, hyalinis.

*Hab.* in culmis emortuis *Bambusa vulgaris* (Graminaeae), Los Baños, Ins. Philipp.— Valde affinis *W. oxysporae* a qua peritheciis rigidis nec umblicato-collabentibus, verticaliter oblongulis, tenuissime rugulosis et dense confertis distinguitur.

2. **Winterina profusa** (Syd. et Butl.) Sacc., *Rehmiomyces profusus* Syd. 6505 et Butl., Ann. Mycol. IX, 1911, p. 404. — Peritheciis superficialibus, dense aggregatis et plagulas plus minusve elongatas ramos saepe omnino ambientes formantibus, atris, opacis, subglobosis, inferne contractis et quasi stipite crasso matrici affixis, 200-300  $\mu$  diam., coriaceo-carbonaceis, molliusculis, minute papillatis, rugulosis, tandem plerumque collabescentibus, basi hinc inde hyphis fuscis cinctis, contextu griseo-brunneo ex cellulis 9-14  $\mu$  diam. composito; ascis cylindraceutis, sessilibus, 35-60  $\times$  7,5-12, octosporis; paraphysibus simplicibus, hyalinis, numerosis, late filiformibus, ascorum longitudine; sporidiis oblique monostichis usque distichis, late fusoideis, medio 1-septatis et constrictis, hyalinis, guttulatis, 12,5-17,5  $\times$  5-6.

*Hab.* in ramis emortuis *Cajani indicii* (Leguminosae), Dehra Dun, Indiae or. (S. K. BASU).

3. **Winterina bakeriana** Sacc., Notae Myc. XXIV p. 7 (Bull. Orto bot. 6506 Nap. 1918). — Peritheciis latissime laxè gregariis, imprimis epiphyllis, e basi applanata insculpta subhemisphaericis, 500-600  $\mu$  diam., nigris, subcarbonaceis, atris, nitidulis, ostiolo breviter papillato; ascis tereti-clavatis, apice rotundatis, deorsum breviter tennato-substipitatis, 110  $\times$  12, copiosissime filiformi-paraphysatis; sporidiis distichis, fusiformibus, utrinque acutis, leviter inaequilateris, 32  $\times$  5, distincte 1-septatis sed serius 4-blastis, simulateque 4-localaribus, ad septum medium interdum lenissime constrictis.

*Hab.* in foliis emortuis *Livistonae sinensis* (Palmae) cultae, Singapore, Asia (BAKER). — A *Wint. oxyspora* P. et S. satis diversa.

**ACANTHOSTIGMA** De Not. — Syll. II p. 207, IX p. 854, XI p. 337, XIV p. 590, XVI p. 539, XVII p. 712, XXII p. 207.

1. **Acanthostigma spectabile** Syd., Ann. Mycol. 14., 1916, p. 79. — Hy- 6507 pophyllum, plagulas primitus minores sed mox confluentes et tunc

effusas tandem fere totam folii superficiem occupantes obscure atro-olivaceas valde perspicuas subvelutinas formans; peritheciis gregariis, numerosis, ovato-globosis, 150-190  $\mu$  altis, 130-160  $\mu$  latis, aterritis, coriaceo-subcarbonaceis, papilla majuscula obtusa et crassa praeditis, ad basim et in parte inferiore pilis numerosis, praelongis, 140-320  $\mu$  longis 7-8  $\mu$  latis, flexuosis obtusis fuscis pellucidis septatis (articulis 25-40  $\mu$  longis) obsitis, contextu opaco ex cellulis 10-12  $\mu$  diam. composito; ascis clavatis, ad apicem obtusis, basi breviter stipitatis, 80-90  $\times$  16-18, octosporis; sporidiis oblongis vel oblongo-cylindraceis, 3-septatis, non constrictis, utrinque obtusis hyalinis, 25-28  $\times$  5,5-6,5; paraphysibus nullis vel saltem non visis.

*Hab.* in foliis vivis *Olyrae* (Graminaceae), Seringal, Anristella Rio Acre, Peruviae (E. ULE).

2. **Acanthostigma heterochaeta** Syd. et Butl., Ann. Mycol. IX, 1911, 6508 p. 403. — Peritheciis in subiculo hypophyllo subinde etiam epiphyllis maculiformi v. effuso tenui varie colorato subhyalino brunneo usque purpureo, ex hyphis flavis v. flavo-brunneolis v. purpureo-brunneolis 3-4  $\mu$  cr. ramosis vix septatis formato, solitarie dispositis v. paucis laxè aggregatis omnino superficialibus, atris v. atro-brunneis, sub microscopio atro-brunneis, globosis, 190-220  $\mu$  diam. ubique setosis, subcarbonaceis; setis variis, mox brevibus 30-40  $\mu$  tantum longis brunneis rigidis septatis, mox longioribus flexuosis, basi tantum brunneis sursum in flagellum longum hyalinum productis usque 175  $\mu$  long., quoad crassitudinem quoque ludentibus, mox praecipue brevioribus aequaliter 4-4,5  $\mu$  cr., mox aut basi aut etiam ad apicem dilatatis (usque 10  $\mu$ ); ascis cylindraceo-clavatis, subsessilibus, apice rotundatis, crassiuscule tunicatis octosporis, p. sp. 80-100  $\times$  12-18; paraphysibus numerosis, hyalinis continuis, filiformibus, ascorum longitudine, 1,5-2  $\mu$  cr.; sporidiis distichis, cylindraceo-fusoides, utrinque attenuatis, rectis v. leniter curvulis, 2-5-septatis, flavidis, 37-50  $\times$  5-7,5, raro inferne in caudam longam hyalinam productis; pycnidiiis simul praesentibus eadem forma et magnitudine ac peritheciis, aequaliter setosis, ad genus *Coutuream* pertinentibus; pycnidiosporis oblongis v. cylindraceis, utrinque rotundatis, 3-raro 4-septatis, rectis v. subinde curvulis dilute flavis, 22-30  $\times$  5-7,5.

*Hab.* in foliis vivis *Phaseoli Mungii* var. *radiati* (Leguminosae), Pusa (E. J. BUTLER), *Dumasiae villosae* Nagpur (P. A. PUNDIT), *Dumasiae* sp. (Leguminosae), Salma-

kota (F. J. F. SHAW), Indiae or. — In Phaseolo, mycelio amphigeno pallido, in Dumasia, hypophyllo, e pallide brunneo purpureo colorato.

3. **Acanthostigma vile** Sydow, *Annales Mycolog.* XII, 1914, p. 555, 6509 fig. 2. — Peritheciis hypophyllis, sine maculis, aegre perspicuis, sparsis, globalosis v. depresso-globulosis, 130-170  $\mu$  diam., atris, opacis, coriaceis, omnino superficialibus, centro distincte ostiolatis, circa basim hyphis hyalinis brevioribus v. longioribus gracilibus cinetis v. tectis, in superiore parte pilis sparsis brevibus brunneis 2-4 septatis flexuosis vestitis; ascis clavatis, brevissime stipitatis, apice rotundatis, 8-sporis, 50-60  $\times$  9-13, apophysatis (ut videtur); sporidiis 2-3-stichis, fusoido-cylindraceis, 3-septatis, non constrictis, hyalinis v. hyalino-viridulis, 20-24  $\times$  3,5-4,5.

*Hab.* in foliis Psidii guajavae (Myrtaceae), Bauco, Bontoc Subprovince Luzon, Ins. Philipp. (M. VANOVERBERGH).

**NEMATOSTOMA** Sydow, *Annales Mycolog.* XII, 1914, p. 161. (Ety. *nema* filum et *stoma* ostiolum). — Perithecia superficialia, minuta, membranacea, atra, circa ostiolum pilis longis fuscis obsita, alibi levia, parenchymatice contexta. Asci clavati, paraphysati, octospori. Sporidia clavulata ex hyalino colorata, pluriseptata. Pycnidiosporae continuae, hyalinae, minutissimae. — Affine *Acanthostigmellae* v. Höhn. (nec non *Acanthostigma* De Not.).

1. **Nematostoma Artemisiae** Sydow, loco cit. p. 161 cum icon. — Peritheciis hypophyllis, sine maculis, sparsis, superficialibus, globosis vel ovato-globosis, tenuiter membranaceis, atris, basi hyphis flexuosis paucis dilute fuscis tenuibus cinetis, contextu fusco parenchymatico ex cellulis 8-10  $\mu$  diam. composito, ostiolo distincto breviter cylindraceo, contextu circa ostiolum firmiore et obscuriore subopaco ex cellulis minoribus composito, circa ostiolum pilis longis subrectis vel leniter flexuosis (ca. 10-30) fuscis sed tota longitudine pellucidis septatis (articulis 15-25  $\mu$  longis), crasse tunicatis, 150-300  $\mu$  longis, 3,5-4  $\mu$  latis obsitis, alibi levibus, 130-150  $\mu$  diam.; ascis clavatis, sessilibus vel subsessilibus, apice rotundatis, 50-65  $\times$  8-10, octosporis; paraphysibus filiformibus, hyalinis, ca. 1-1,5  $\mu$  crassis; sporidiis distichis, breviter clavatis, 3-septatis, ad septa non constrictis, apice rotundatis, deorsum attenuatis, ex hyalino olivaceo-fuscis, 14-16  $\times$  3,5-4,5; pycnidiosporis in pycnidiiis similibus evolutis, innumeris, oblongis vel bacillaribus, utrinque obtusis, guttulatis, continuis, hyalinis, 3-5  $\times$  1,5. 6510

*Hab.* in foliis *Artemisiae vulgaris* L. var. *indicae*, Maruyama Hokkaido, Japonia bor. (M. MIURA).

**NEMATOSTIGMA** Sydow, *Annales Mycolog.* XI, 1913, p. 262 (Etym. *nema* filum v. hypha et *stigma* punctum, ob perithecia minuta pilosa).— Perithecia superficialia, subiculo insidentia, globosa, ostiolo obsoleto vel vix prominulo praedita, parenchymatice contexta, molliuscula, extus hyphis v. setulis haud rigidis obsita. Asci saccati, octospori. Paraphyses evolutae, sed mox mucosae. Sporidia elongato-fusoidea, transverse pluriseptata, diu hyalina, tandem dilute colorata. — Videtur affine gen. *Acanthostigma* De Not.

1. **Nematostigma obducens** Sydow, *Annales Mycolog.* XI, 1913, p. 262. — Hypophyllum, in mycelio ascomycetis alicujus indeterminati parasiticum, caespites rotundatos 1-3 mm. latos planos olivaceo-subviolaceos radiantibus efformans; hyphis subhyalinis usque pallide olivaceo-violaceis, septatis, ramosis, 1,5-2,5  $\mu$  crassis; peritheciis numerosis, globosis, 140-200  $\mu$  diam., atro-violaceis v. atro-brunneolis, ostiolo minuto vix prominulo, extus hyphis paucis v. modice numerosis rectis (sed haud rigidis) v. parum flexuosis apice obtusis usque 110  $\mu$  long. 5-9  $\mu$  cr. pluries septatis olivaceo-brunneis obsitis, contextu subtenui, molli, obscure olivaceo-brunneo, parenchymatice ex cellulis majusculis 10-16  $\mu$  long. composito; ascis plerumque saccatis, subsessilibus, 70-90  $\approx$  24-30, octosporis, filiformiter paraphysatis; paraphysibus mox mucosis; sporidiis parallelis, elongato-fusiformibus, rectis v. leniter inaequilateris, utrinque leniter attenuatis, sed obtusis 6-9-septatis, non v. vix constrictis, primitus hyalinis, in maturitate pallide flavo-brunneolis v. olivaceo-brunneolis, 42-55  $\approx$  7,5-9.

*Hab.* in foliis *Scutiae indicae* (Rhamnaceae) in mycelio Ascomycetis ejusdam indet. parasiticum, Port Elizabeth, Cape Prov., Africae Austr. (E. M. DOIDGE).— Eodem gen. pertinet etiam *Acanthostigma heterochaetum* Syd. et Butl. et verisimiliter *Acanthostigma violaceum* Rac.

**HERPOTRICHELLEA** Petrak, *Ann. Mycol.* XII, 1914, p. 472. — Perithecia libera, subcoriacea, globosa, undique aculeolis v. setulis brunneo-atris, interdum septatis, acuminatis vestita. Asci oblongo-clavati, 8-spori, paraphysati. Sporidia subdisticha, ovato-oblonga, fusco-cana, 3-septata. — Verisimiliter ad gen. *Acanthostigma* referendum.

1. **Herpotrichiella moravica** Petrak, l. c. p. 472. — Peritheciis semin- 6512  
mersis erumpentibus, demum superficialibus, sparsissimis, raro sub-  
gregariis, minutis, globosis, ostioli breviter conicis, subcoriaceis,  
120-150  $\mu$  diam., fusco-atris, undique setulis v. aculeolis nigro-fu-  
scis, interdum septatis acuminatis, 20-35  $\approx$  3-4 obsitis; ascis sessi-  
libus, oblongo-clavatis, medio circiter crassissimis, apice rotundatis  
ibique incrassatis, 28-42  $\approx$  6-10; sporidiis ovato-oblongis utrinque  
rotundatis 3-septatis, ad septa constrictis, loculi uni-vel eguttula-  
tis, fusco-canis, 10-14  $\approx$  3-4.

*Hab.* in trunco decorticato *F a g i s i l v a t i c a e* (Faga-  
ceae), in silvis prope Podhorn ad urbem Mähr. Weisskirchen, Mo-  
raviae or.

**ENCHNOSPHERIA** Fuek. — Syll. II p. 205, IX p. 853, XVI p. 541,  
XVII p. 713.

1. **Enchnosphaeria profusa** Sydow, Annales Mycol. X, 1912, p. 407. — 6513  
Plagas effusas aterrimas velutinas formans; peritheciis aequaliter  
distributis, in mycelio repente parco superficialiter sessilibus, cir-  
cumcirea basim setis v. pilis numerosissimis erectis flexuosis sim-  
plicibus septatis opacis 300-450  $\mu$  long. 4-5  $\mu$  latis apice obtusis  
vestitis, intra pilos omnino absconditis, applanato-globosis, in sicco  
leniter collapsis, atris, coriaceis, 200-320  $\mu$  diam., ostiolo obsolete,  
contextu parenchymatico, cellulis 8-15  $\approx$  6-10 composito; ascis fa-  
sciculatis, paraphysatis, clavatis, apice rotundatis crasseque tu-  
nicatis, basi pedicellatis, 150-220  $\approx$  20-25, octosporis; sporidiis di-  
tristichis, oblongo-fusiformibus, subinde leniter inaequilateris, 12-  
16-septatis, non v. vix constrictis, utrinque leniter attenuatis, sed  
apicibus obtusis, hyalinis, 55-70  $\approx$  8-10.

*Hab.* ad truncum *J a s m i n i m a l a b a r i c i* (Oleaceae), Ma-  
theran Bombay Presid., Indiae or. (S. L. AJREKAR).

**LASIOSPHAERIA** Ces. et De Not. — Syll. II p. 505, IX p. 969, XIV  
p. 638, XVI p. 576, XVII p. 790, XXII p. 210.

1. **Lasiosphaeria coacta** W. Kirschst., Krypt. Fl. Brandenb. VII p. 6514  
234 (1911). — Peritheciis superficialibus, in crustam plus minusve  
extensam confluentibus, sphaeroideis vel ovatis, 450-600, ostiolo  
subindistincto, excipulo crasse coriaceo, atro, extus grosse granu-  
loso et pilis griseolis, septatis, demum deciduis vestito; ascis cy-  
lindraceutis, interdum medio inflatulis, pedicellato-attenuatis, apice  
applanatis, 4-8-sporis, 100-120  $\approx$  11-15, paraphysibus filiformibus

ramosis obvallatis; sporidiis distichis, ovoideis vel ellipsoideis, initio hyalinis, guttulatis, dein brunneis, 1-4-septatis, non constrictis,  $16-25 \times 6-9$ .

*Hab.* in caulibus mucosis putrescentibus *Callunae* (Ericaceae), Grossbehnitz in Germania.

2. *Laiosphaeria faginea* (De Not. et Ces.) Massa, Ann. di Botanica, v. 6515 X, 1912, p. 422, tab. IV fig. 1; *Botryosphaeria faginea* De Not. et Ces. in herb. (nomen et icon).— Peritheciis carbonaceis superficialibus, aggregatis, quandoque confluentibus in crustam rubiginosam dein atram, primum rubiginoso-furfuraceis v. subtomentosis, dein subglabris, ostiolo distincto prominulo; ascis fusioideo-clavatis, basi attenuatis, pedicellatis,  $100-150 \times 12-14$ ; paraphysibus filiformibus, numerosis, flexuosis, simplicibus (rarius fureatis), sporidiis subfusioideis, utrinque attenuato-rotundatis, rectis v. lenissime subcurvatis, initio 3-4 guttulatis dein medio distincte septatis et constrictis (quandoque septis secundariis parum distinctis et vix certis praeditis),  $30-36 \times 8$ , hyalinis.

*Hab.* in disco *Fagi* (Fagaceae), marcescente, S. Giovanni d'Andorno, Italiae bor. (CESATI 1860). — *Las. viridicomae* (C. et Peck) et *L. canescentis* (Pers.) affinis sed distincta.— Ad gen. *Laiosphaerium* spectat etiam *Sphaeria Rhacodium* Sacc., secundum Cesati et De Not. in l. c.

3. *Laiosphaeria leptochaeta* W. Kirschst., Krypt. Fl. Brandenb. VII 6516 p. 235 (1911). — Peritheciis superficialibus, sparsis vel gregariis e basi sphaeroidea in ostiolum obtuse conicum sensim attenuatis,  $350-400 \mu$  diam., excipulo coriaceo, dense contexto, atro, setulis atro-brunneis, continuis,  $40-50 \times 3-4$  induto; ascis cylindraceo-ovoideis vel clavatis, sursum rotundatis incrassatisque, breve pedicellatis, octosporis,  $80-120 \times 9-12$ ; paraphysibus tenuibus, ramosis copiose obvallatis; sporidiis irregulariter 2-raro 3-stichis, ellipsoideo-elongatis, utrinque rotundatis, hyalinis vel viridulis, initio 2-4-guttulatis dein 4-ocularibus,  $16-24 \times 4-6$ .

*Hab.* in ramo decorticato putrescente *Fagi* (Fagaceae), Baudach, Germania.

4. *Laiosphaeria mollis* Rehm, Ascom. Philipp. VIII, in Leaflet of Philipp. Bot. VIII, 1916, p. 2952.— ? *Las. culmorum* Miy. et Ha., Syll. XXII p. 212.— Perithecia latas plagas nigras formantia, arete congregata, sessilia globulosa minutissime papillulata, mox collabentia parenchymatice fusce contexta, 0,15 mm. lata, pilis plurimis simplicibus, rectis rarius curvatis, septatis, fuscis,  $-200 \mu$  longis,

4-5  $\mu$  latis, obsessa et obtecta; ascis evanidis; sporae hyalinae ellipsoideae 3-septatae non constrictae, 15-18  $\times$  7-8. Paraphyses?.

*Hab.* B a m b u s a m b l u m e a n a m (Graminaceae), Los Baños, Ins. Philipp. (S. A. REYES).

5. **Lasio-sphaeria culmicola** Miyake et Hara, Stud. üb. die Pilze Bam- 6518  
busse Jap., in litt. 1912. — Maculis culmicolis versiformibus, vix elevatis nigricantibus; peritheciis aggregatis, superficialibus, in subiculo pulverulento, ovoideis v. lageniformibus, nigris, 300-380  $\mu$  diam., contextu parenchymatico 40  $\mu$  crasso, pilis dense septatis; atro-brunneis consperso; ascis clavatis, raro cylindraceutis, 100-125  $\times$  14-18; sporidiis tristichis v. inordinatis, cylindraceutis utrinque rotundatis, v. ellipsoideis, rectis v. curvis, intus granulosis, 7-13-septatis, hyalinis, 50-65  $\times$  4-5; paraphysibus filiformibus asco paulo brevioribus.

*Hab.* in culmis emortuis P h y l l o s t a c h y d i s b a m b u s o i d i s (Graminaceae), Kawaue-mura Prov. Mino, Japonia.

6. **Lasio-sphaeria multiseptata** Earle apud Seaver, Mycologia 4., 1912, 6519  
p. 120, t. 67 fig. 8-9\*). — Peritheciis ut in Las. hispida; sporidiis longe vermiformibus angustis primum multiguttatis, dein multiseptatis?, et subinde uno apice capitato-dilatatis, 60-70  $\times$  3-4, hyalinis (immaturis?).

*Hab.* in ligno putri H i c o r i a s sp. (Juglandaceae), prope Tuskegee Alabama, Amer. bor.

7. **Lasio-sphaeria jamaicensis** Seaver, Mycologia 4., 1912, p. 122, t. 66 6520  
f. 1-3. — Peritheciis dense gregariis subconico-depressis substrato simulate immersis sed superficialibus 1 mm. diam., hostiolo amplo circulari et satis prominenti praeditis; tomento brunneo flexuoso e brunneo nigricante vestitis et setulis erectis ut in subiculo proximo munitis; hyphis brunneo-nigris septatis, basi 10-12  $\mu$  diam.; ascis clavatis octosporis; sporidiis vermiformibus utrinque obtusis medio abrupte curvis, 8-guttulatis dein 7-septatis, subhyalinis v. dilute flavidis, 50-60  $\times$  7; paraphysibus copiosis filiformibus.

*Hab.* in trunco plantae ignotae, probabiliter P a l m a e, Castle Gardens, Jamaica.

8. **Lasio-sphaeria araneosa** Torrend in Champ. Congo Belge, Bull. Jard. 6521  
Bot. Bruxelles VI, 1 (1913), p. 7. — Peritheciis ovoideis, minoribus, 0,3-0,8 mm. latis, atris, rugosis, in subiculo araneoso albo-ci-

\*) Cfr. SEEVER, Monographia generis *Lasio-sphaeriae* in Mycologia 4., 1912, p. 115-124, t. 66-67.

nerascente erumpentibus, ostiolo obsolete; ascis cylindraceis, 60-80  $\times$  7-9; sporidiis vermiculariformibus, 35-45  $\times$  3-5, hyalinis, 6-8-septatis; paraphysibus raris, linearibus, 1  $\mu$  diam.

*Hab.* ad ligna arboris ignotae, Kisantu, Congo (H. VANDERYST).

9. **Lasiosphaeria chlorina** Rehm in Theissen, Ann. Mycol. X, 1912, 6523  
p. 12.— Theissen, Decades F. Bras. n. 117.— Peritheciis dense gregariis in cortice et ligno denudato, lata basi sessilibus, globosobotuliformibus, griseo-chlorinis, contextu molli, vertice nigro, poro pertuso, 350-460  $\times$  320-380; ascis elongatis, medio ventricosulis, p. sp. 85-125  $\times$  10-12, pedicello circa 20-28  $\mu$  long.; sporis viridulis, vermiformibus, bi-tristichis, 30-35  $\times$  3 (ut plurimum nondum septatis, procul dubio demum 3-septatis).

*Hab.* in ligno emortuo, Sao Leopoldo, Rio Grande do Sul, Brasiliae (RICK). — Affinis *L. chloronemae* (B. et Br.) Sacc.

**HERPOTRICHIA** Fuck. — Syll. II p. 211, IX p. 856, XI p. 338, XIV p. 592, XVI p. 541, XVII p. 714, XXII p. 212.

1. **Herpotrichia philippinensis** Rehm, Ascomyc. Philipp. V, Leaflets of 6523  
Philipp. Botany, VI (1914) p. 2203. — Peritheciis sessilibus, plerumque arcte congregatis, globosis, mycelio plus minusve conjunctis, apice applanatis, glabris, ostiolo perspicuo mox sanguineo-cincto pertusis, ceterum obscure fuscis, pilis longis simplicibus, haud curvatis, fuscis, obtusis, septatis, 3-4  $\mu$  cr. obsessis, 0,5-0,8 mm. diam., excipulo crasse parenchymatico, subcoriaceo; ascis clavatis, apice rotundatis, pedicellatis, 150  $\times$  12-14, J-, paraphysibus filiformibus, 2-3  $\mu$  cr. obvallatis; sporidiis 2-3-stichis, fusoides, rectis, 1-dein 3-septatis, non constrictis, mox fuscidulis, 25  $\times$  5.

*Hab.* in *Alstonia scholaris* emortua (Apocynaceae), Luzon, Prov. Laguna, Los Baños, ins. Philipp. (M. B. RAIMUNDO). — Affinis *H. xestotheli* (Bk. et Curt.) Syll. II p. 194, sub *Lasiosphaeria*.

2. **Herpotrichia Bakeri** Syd., Ann. Mycol. 15., 1917, p. 202. — Perithecia 6524  
superficialia, sparsa vel aggregata subglobosa, 450-550  $\mu$  diam., apice applanata, mycelio repente conjuncta, inferne pilis subrectis vel flexuosis simplicibus brunneis septatis (articulis 30-35  $\mu$  longis) ca. 300-400  $\mu$  longis et 4  $\mu$  crassis copiose obsita, superne glabra, levia, atro-brunnea, pariete parenchymatico e cellulis 9-11  $\mu$  diam. composito, coriacea, ostiolo minuto, tandem collabentia; asci clavati, 100-130  $\times$  14-16, octospori, paraphysati; sporae distichae, fusoides, utrinque obtuse attenuatae, primitus 1-septatae et hyalinae, maturae 3-septatae et fuscidulae, non constrictae, 34-36  $\times$  5-7.

- Hab.* in ramis putridis *Sambuci javanicæ* (Caprifoliaceæ), Mt. Maquiling, Prov. Laguna, Ins. Philipp. (C. F. BAKER).
3. *Herpotrichia quinquesepitata* J. R. Weir, Journ. Phys. Res. IV (1915) 6525  
p. 252, tab. 34. — Peritheciis gregariis vel sparsis, globosis, 0,2-0,45 mm. diam., subiculo 0,15-0,48 mm. crasso, obscure brunneo partim immersis, saepius liberis, ostiolo non prominente; ascis cylindræis vel tenuiter fusoides, 100-135  $\approx$  14-16,5; paraphysibus filiformibus evanidis; sporidiis irregulariter distichis, fusoides vel longe ellipsoideis, interdum leniter curvatis, maturis 5-septatis, ad septa non vel vix constrictis, dilute brunneis, 28-34  $\approx$  7,5-9.
- Hab.* in ramis et foliis vivis *Piceæ Engelmannii* (Coniferae), Marble Mountain, Idaho, Amer. bor.
4. *Herpotrichia bambusana* P. Henn., Hedw., vol. 48. (1908) p. 106. — 6526  
Mycelio effuso, repente, atro, hyphis ramosis, septatis, fuscis; peritheciis gregariis, superficialibus, subglobosis, collabentibus, atris 140-180  $\mu$  diam., setulis erectis, rigidulis, septatis, atris, apice globuloso-rotundatis, 70-150  $\approx$  4-5, vestitis; ascis clavatis v. subfusoides octosporis, paraphysatis, 40-50  $\approx$  10-13; sporidiis oblique monostichis vel subdistichis, oblonge fusoides, utrinque subacutis, 4-guttulatis, medio 1-septatis, dein 3-septatis, hyalinis, 12-20  $\approx$  3,5-4,5.
- Hab.* in vaginis emortuis *Bambusæ vulgaris* (Graminaceæ), hort. botan. Goeldi, Parà (BAKER). — *H. subaticolæ* P. Henn. affinis.
5. *Herpotrichia heukeliana* Sydow, Ann. Mycol. 18., 1920, p. 158. — 6527  
Perithecia omnino superficialia, dense gregaria, subglobosa, 300-350  $\mu$  diam., ubique summo apice tantum excepto pilis longissimis simplicibus vel fere simplicibus rectis vel leniter undulatis septatis (articulis 20-25  $\mu$  longis) fuscidulis 3-5  $\mu$  crassis densissime ob-  
sita, papillula minuta nitidula praedita, membranacco-coriacea, contextu opace celluloso, cellulis ca. 7-10  $\mu$  diam.; asci clavati, stipitati, 150-175  $\approx$  14-16, ad apicem rotundati, filiformiter paraphysati, octospori; sporae distichae, fusoides, leniter inaequilatae, ex hyalino pallide flavo-brunneolae, 8-9-septatae, non constrictae, loculo tertio supero quam ceteris conspicue protuberanti, 32-36  $\mu$  longae, 4-5  $\mu$  latae.
- Hab.* in culmis emortuis *Phragmitis communis* (Graminaceæ), Daasdorf prov. Butteltstedt Thuringiae, Germania (A. HENKEL).
6. *Herpotrichia leptospora* W. Kirschst., Krypt. Fl. Brand. VII p. 232 6528

(1911).— Peritheciis superficialibus, sparsis vel dense adproximatis, interdum 2-pluri-concrecentibus, sphaeroideis, 600-800  $\mu$  diam., ostiolo papillulato praeditis; excipulo carbonaceo, fragili, atro, pilis sparsis brunneis vestito; ascis cylindraco-clavatis, in pedicellum brevem attenuatis, sursum rotundatis et incrassatulis, octosporis, 125-170  $\times$  9-12, paraphysibus tenuibus, filiformibus, copiosis, ramosis obvallatis; sporidiis irregulariter distichis, fusoideo-elongatis, initio bilocularibus, dein tenuiter 3-5-septatis, luteolis, 38-48  $\times$  4-6.

*Hab.* in ramis putrescentibus *Corni*, *Quercus*, nec non in caulibus *Rubi idaei* in Brandenburgia, Germania.— Perithecia subcalva; mycelium ramos rubro-tingens.

7. *Herpotrichia moravica* Petrak, Ann. Mycol. XIII, 1915, p. 45; Petrak, Fl. Boh. et Mor. exs., II Ser. I Pilze n. 969. — Peritheciis late sparsis, raro gregariis, superficialibus, parvis, nigris, 100-240  $\mu$  diam., poro minutissimo pertusis undique setulis vel aculeolis rigidis, acuminatis, non septatis, 48-66  $\mu$  longis basi 5-6  $\mu$  latis ob-  
6529  
sitis; ascis vix paraphysatis, oblongo-clavatis, basin versus paulum attenuatis, breviter sed crassiuscule stipitatis, apice incrassatis rotundatis, 80-105  $\times$  10-14, octosporis; sporidiis di-vel fere tristichis hyalinis, elongato-fusoideis utrinque paulum attenuatis subobtusis multiseptatis, septis plerumque 9-12, ad septa non constrictis, plus minusve curvatis, raro fere rectis, 32-56  $\times$  3-5, guttulas numerosas includentibus.

*Hab.* in ligno putrescenti in silvis, loco dicto « Teufelskanzel » prope pagum « Podhorn » non procul ab urbe, Mähr.-Weisskirchen », Moraviae orientalis.

### Sect. 7. Phaeophragmiae

**LEPTOSPHAERIA** Ces. et De Not. — Syll. II p. 13, IX p. 762, XI p. 321, XIV p. 562, XVI p. 510, XVII p. 719.— Ignotis plurimarum specierum characteribus paraphysium et macularum, genera *Leptosphaerella* Sacc. et *Phaeosphaeria* Miyake inquirendae sunt illarum species hic inter *Leptosphaerias*.

I. *Eu-Leptosphaeria*. Species plerumque rami-caulicolae, paraphysatae.

1. *Leptosphaeria Agaves* Syd. et Butl., Ann. Mycol. IX, 1911, p. 409. — Peritheciis in maculis effusis albidis elongatis insidentibus, spar-

sis, minutissimis, globosis, atris, punctatis, 80-120  $\mu$  diam., epidermide tectis, ostiolo tantum erumpentibus; ascis curvulis, cylindraceis, sessilibus, 50-80  $\times$  8-12, octosporis; paraphysibus numerosis; sporidiis distichis, elongato-fusoideis, utrinque leniter attenuatis, 3-septatis, vix v. leniter constrictis, flavidis, 15-22  $\times$  4-5.

*Hab.* in foliis languescentibus *Agaves rigidae* var. *Sisalanae* (Amaryllidaceae), Doukacherra, Assam, Indiae or. (E. J. BUTLER). — *Lept. filamentosae* Ell. et Ev. proxima, sed peritheciis e contra sporidiis majoribus diversa.

2. **Leptosphaeria paraguariensis** A. Maublanc, Bol. Agric. Sao Paulo 6531 1915, p. 315, tab. IV fig. 13-14; Bull. Soc. Mycol. de Fr., XXXVI, 1920, p. 35, tab. II fig. 6-7. — Peritheciis epiphyllis, sparsis, immersis, globulosis, papillatis, tunica fusca, tenui praeditis, 120  $\mu$  diam.; ascis elongato-clavatis, breviter pedicellatis, 60-75  $\times$  10-12, 8-sporis; paraphysibus filiformibus, diffluentibus; sporidiis elongato-ellipticis, distichis v. basi monostichis, primum basi 1-septatis, dein 2-septatis, constrictis, utrinque rotundatis, fuliginosis, guttulatis, 15-18  $\times$  4-5.

*Hab.* in foliis *Ilicis paraguariensis* (Aquifoliaceae), ad maculas *Cercosporae ilicicolae*, Brasilia (Herb. Mus. R. Jan.). — *A. L. Yerbae* Speng., species corticola, omnino diversa.

3. **Leptosphaeria dryadea** Sacc. — Syll. Fung. II p. 50. — \* **Lept.** 6532 **lussoniensis** Sacc. subsp. n., Ann. Mycol. XII, 1914, p. 304. — Maculis epiphyllis vagis candicantibus linea angusta atra cinetis; peritheciis punctiformibus paucis, globoso-lenticularibus, 90-100  $\mu$  diam., poro rotundo pertusis; ascis cylindraceis, breviter stipitatis, 47-50  $\times$  8, tenuiter paraphysatis, octosporis; sporidiis distichis, fusoides, 3-septatis, 14-18  $\times$  4,5, ad septum medium subconstrictis, olivaceis.

*Hab.* in foliis morientibus *Kigeliae pinnatae* (Bignoniaceae), Los Baños, Luzon, Ins. Philippin. (M. B. RAIMUNDO). — A typo differt, praeter matricem, ascis paullo minoribus (non 70  $\times$  10) et sporidiis paullo angustioribus (non 18-20  $\times$  5-6).

4. **Leptosphaeria simillima** Rehm, Aseomye. Philipp. V, Leaflets of Philipp. Botany, VI (1914) p. 2203. — Peritheciis cortice innatis, gregariis, vix pustulatum prominulis, globosis, atris, glabris, 300  $\mu$  circ. diam., papillula punctiformi atra prominente; ascis clavatis, 35-40  $\times$  9, filiformi-paraphysatis; sporidiis distichis, clavatis, apice superiore obtusis, rectis, 3-septatis non constrictis, 9-10  $\times$  4.

*Hab.* in ramulo emortuo *Capparidis horridae* (Cap-

paridaceae), Luzon, Prov. Laguna, Los Baños, ins. Philipp. (M. B. RAIMUNDO).

5. **Leptosphaeria Doliolum** (Pers.) De Not. — Syll. II p. 14. — var. **Ca-** 6534  
**caliae** Naoumoff, Bull. Soc. Oural. Amis Sc. Nat. XXXV (1915) p.  
 21 extr., tab. 1 fig. 3. — A typo differt sporidiis paullo crassioribus. Perithecia hic inde gregaria, primo tecta, conoideo-rotundata 385  $\mu$  diam., 275  $\mu$  alta, ostiolo 16  $\mu$  diam. pertusa. Asci cylindracei 110  $\times$  10. Sporidia monosticha, fusioidea, 3-septata, 25-27  $\times$  8-8,5.

*Hab.* in caulibus siccis **C a e a l i a e h a s t a t a e** (Compositae), Gub. Perm in Rossia — Affinis, ut videtur, *L. pinguiculae* Sacc. et *L. pachysporae*.

6. **Leptosphaeria Coleosanthi** Ch. E. Fairman, Mycologia 10., 1918, p. 6535  
 246. — Peritheciis sparsis immersis dein erumpenti-superficialibus, globosis v. globoso-depressis ostiolo plus minus elongato papilliformi prominenti praeditis, nigris, 250-350  $\mu$  diam.; ascis clavato-cylindraceis e brevi-longestipitatis, octosporis, 90-135  $\times$  10-12; sporidiis irregulariter biseriatis, fusioideis 3-5-septatis, non distincte constrictis, flavis v. brunneo-flavescentibus, 40-50  $\times$  3,33-4; paraphysibus copiosis filiformibus.

*Hab.* in caulibus vetustis **C o l e o s a n t h i r e n i f o r m i s** (Compositae), Ute Park Colfax C. 2200-2900 m. alt., New Mexico, Amer. bor. (P. C. STANDLEY).

7. **Leptosphaeria nigricans** Karst. — Syll. II p. 38 — var. **Grindeliae** 6536  
 Ch. E. Fairman, Mycologia 10., 1918, p. 245. — Peritheciis sparsis v. gregariis in areis nigrescentibus sitis, depresso globosis, demum collabescentibus depressis v. subumbilicatis, nigris, 250-300  $\mu$  diam.; ascis clavato-cylindraceis apice rotundatis breviter stipitatis, octosporis, 70-100  $\times$  10, paraphysibus copiosis filiformibus circumdatis; sporidiis distichis, 3-5 septatis, septo medio constrictulis; oblongo-fusioideis primum hyalinis dein flavis v. viridi-flavis, 23-27  $\times$  3,33-4.

*Hab.* in matrice non indicata (? **G r i n d e l i a**, Compositae), Ute Park Colfax C., 2200-2900 m. alt., New Mexico, Amer. bor. (P. C. STANDLEY). — A typo differt praecipue peritheciis gregariis et collabescentibus.

8. **Leptosphaeria trimerioides** Rehm, Ann. Mycol. XIII, 1915, p. 2. — 6537  
 Perithecia in maculis late cinereo-albidulis gregarie innata, globulosa, minutissime papillulata, demum denudata, atra, glabra, 0,15-0,2 mm. diam.; ascis cylindraceo-clavati, 80-120  $\times$  9-10, 8-spori; sporae ellipsoideae vel subclavatae, utrinque subacutatae, 2-sep-

tatae, cellula media plerumque majore, ad septa subconstrictae, flavidulae, 15-18  $\approx$  5-6, 1-stichae; paraphyses filiformes.

*Hab.* ad caules variarum plantarum, Tegernheim prope Ratisbonam Bavariae, ad caules *Liatris scariosae* (Compositae), Kulm, N. Dak., U. St. America (BRECKLE).

9. **Leptosphaeria nigrificans** Bubák et Wròblewski in Bubák, Hedw. 6538  
57. p. 329 (1916). — Peritheciis singulis vel gregariis, immersis, epidermide tectis, globosis, vel parum applanatis, 150-200  $\mu$  diam.; apice subconico erumpentibus, atris, in pseudostromate sub epidermide atro-brunneo, intus flavo-brunneo immersis; ascis cylindricis vel cylindraco-clavatis, 55-65  $\mu$  longis, 9-10  $\mu$  latis, rectis vel curvatis, supra rotundatis et incrassatis, basi attenuatis, breve pedicellatis, octosporis, paraphysibus filiformibus, crebris obvallatis; sporidiis distichis, rarius tristichis, fusoideis, 13-19  $\mu$  longis, 3,5-4  $\mu$  latis, rectis vel curvatis, utrinque attenuatis, dilutissime olivaceis, biseptatis.

*Hab.* in foliis et culmis *Caricis* sp. (*C. leporinae*?) (Cyperaceae), Werbiaz Nizuy, Galicia (A. WRÒBLEWSKI).

10. **Leptosphaeria occulta** Lind, Dan. Fungi, p. 218 t. III f. 43 (1913). — 6539  
Peritheciis sparsis, tectis, sub epidermide nidulantibus, globosis in ostiolum conicum obtusum, punctiformi prominulum attenuatis, atherimis, 250  $\mu$  diam., tenui-membranaceis; ascis tereti-clavatis, basi noduloso-stipitatis, apice rotundatis et crasse tunicatis, paraphysatis, 60-68  $\approx$  11-13, octosporis; sporidiis di-tristichis, fusoideis, rectis vel curvatis, flavo-fuliginis, 36-40  $\approx$  4, quinque septatis, ad septa non constrictis, loculo secundo leviter tumido.

*Hab.* in foliis emortuis *Caricis hirtae* (Cyperaceae), in Dania.

11. **Leptosphaeria saxonica** v. Höhnelt, Ann. Mycol. 16., 1918, p. 84. — 6540  
Peritheciis nigris globosis 300  $\mu$  diam. sparsis v. parce gregariis v. breviter seriatis, subepidermicis sed papilla ostiolarum erumpentibus; ostiolo rotundato 50-60  $\mu$  lato; contextu 24  $\mu$  cr. e cellulis obscure brunneis usque 6-8  $\mu$  cr. efformato; paraphysibus numerosis filiformibus mucosis; ascis clavatis breviter pedicellatis octosporis 110-124  $\approx$  13-15, J-; sporidiis plerumque distichis flavo-olivaceis plerumque rectis 5-6-ocularibus, elongato-fusoideis, apice rotundatis ad septa non constrictis, 32-37  $\approx$  5-6.

*Hab.* ad caules emortuos *Serpimaritimi* (Cyperaceae), prope Königstein in Saxonia (W. KRIEGER).

12. **Leptosphaeria Gaultheriae** Dearness, Mycologia 9., 1917, p. 349. — 6541

Peritheciis sparsis, nigris, subcuticulari-erumpentibus v., epidermide secedente, superficialibus, ovoideo-conicis v. globosis, 115-275  $\mu$  diam.; ostiolo brevi, conico, nigro-nitenti; ascis late linearibus, 75-80  $\approx$  6,5-7; paraphysibus simplicibus v. divisis; sporidiis pallide brunneis, uniseriatis, imbricatis, 3-septatis, 12-16  $\approx$  5, medietate super. longiori.

*Hab.* in caulibus emortuis *Gaultheriae Shallon* (Ericaceae), Vancouver Island. (J. MACOUN).

13. **Leptosphaeria bresadoleana** Jaap, Ann. Mycol. 14., 1916, p. 14. — 6512

Peritheciis dense gregariis caules late obtegentibus, immersis, globosis, nigris, demum epidermidem ostiolo brevi papillato disrumptibus; ascis longe clavatis, apice rotundatis, 60-80  $\approx$  10, octosporis; paraphysibus filiformibus, 1,5-2  $\mu$  cr., hyalinis, multiguttulatis; sporidiis oblongo-cylindræis v. subclavatis, rotundatis, 13-20  $\approx$  4-5, oblique 1-2-seriatis, 4-cellularibus, plerumque 5-guttulatis, leviter constrictis, secunda cellula super. paullo crassiore, flavo-viridulis.

*Hab.* in caulibus vetustis siccis *Euphorbiae Wulfenii* (Euphorbiaceae), pr. Gravosa Dalmatiae. — Matricis superficies e fungo viridulo-grisea fit.

14. **Leptosphaeria Melicae** Bubák, Ann. Naturh. Hofmus. Wien XXVIII 6513

(1914) p. 198. — Peritheciis sparsis, globosis, immersis, papilla conica plus minusve elongata, crassa erumpentibus, atris, opacis, 120-300  $\mu$  diam., basi saepe hyphis brunneis insidentibus, contextu pseudoparenchymatico atrofusco; ascis clavatis vel elongato-clavatis, apice parum attenuatis rotundatisque, basi breviter pedicellatis, crassiuscule tunicatis, octosporis, 90-130  $\approx$  25-30, paraphysibus filiformibus obvallatis; sporidiis 3-rarius 4-sticis, fusoidis, curvatis, 6-8-septatis, ad septa non vel parum constrictis, flavido-brunneis, 43-48  $\approx$  7,5-10, rectis usque ad 57  $\mu$  longis, loculo tertio saepe paulum protuberante.

*Hab.* in culmis emortuis *Melicae inaequiglumis* (Graminaceae), ad cacumen montis Meleto (Meretung) Dagħ in Tauro armenio, Kurdistania, alt. 3000 m. — Affinis *L. culmifragae* (Fr.) Ces. et De Not.; differt sporidiis longioribus et crassioribus.

15. **Leptosphaeria Mühlenbergiae** Rehm, Ann. Mycol. XIII, 1915, p. 5. — 6514

Perithecia gregaria, primitus innata, dein emergentia, demum denudata, conoidea, glabra, atra, ad basim hyphis nonnullis fuscis obsessa, 0,25 mm. lata; ascis clavatis, apice rotundatis, 140  $\approx$  15, 8-spori; sporae fasiformes, haud acutatae, rectae, primitus medio

septatae et constrictae, utrinque guttis 2-magnis instructae, hyalinae, demum fuscidulae, 3-septatae, cellulis aequalibus, 1-guttatis, 30-35  $\approx$  6-7, distichae. Paraphyses filiformes, septatae.

*Hab.* ad ramulos *Mühlbergiae racemosa* e (Graminaceae), Nyland Grove N. Dak., America bor. (BRECKLE).

16. *Leptosphaeria associata* Rehm, Ascom. exsicc. fasc. 50 n. 1994, 6545  
Ann. Mycol. X, 1912, p. 356.— Peritheciis in maculis niveo-dealbatis culmum supra Epichloëm plane exsiccatum ab Botrytis Epichloes Ell. et Dearn. 4 cm. longe obsessam ambientibus gregariis, primitus innatis, mox sessilibus, globulosis, haud papillulatis, glabris, nigro-fuscis, 0,10-0,12 mm. diam., membranaceae fuscae contextis; ascis clavatis, 75-90  $\approx$  10, octosporis; sporis fusiformibus, rectis, subacutatis, primitus triseptatis, cellula secunda paullum latiore, dein 5-septatis, parte superiore 2-inferiore 4-cellulare, quaque cellula 1-guttata, hyalinis, demum fuscidulis, 20-25  $\approx$  5-6, distichis; paraphysibus filiformibus 2  $\mu$  cr.

*Hab.* ad Epichloem typhinam in *Mühlbergiae* sp. (Graminaceae), London Ont. Canada, Amer. bor. (DEARNESS).

17. *Leptosphaeria subalpina* Bubák, III Beitr. Pilz. Montenegro, in 6546  
Botanikai Közlemények, 1915, p. (59). — Peritheciis dispersis vel laxe seriatis, globosis, globoso-conicis, 150-270  $\mu$  in diam., totis immersis, solum poro papillae longiusculae erumpentibus, parietibus tenuibus, contextu parenchymatico, castaneo-brunneo; ascis cylindraceis, 100-150  $\approx$  19-24, crassiuscule tunicatis, apice rotundatis, nec incrassatis, basi brevissime stipitatis, paraphysibus filiformibus obvallatis, octosporis; sporidiis distichis vel subdistichis, fusoidis, 38-48  $\approx$  5,5, curvulis vel rectis, 6-7 septatis, non constrictis, loculo tertio vel quarto ab apice parum latiore, utrinque acutato-attenuatis, flavidis.

*Hab.* in rimis vaginarum *Phragmitis communis* (Graminaceae), Barro Jezero, ad Zabljak (Durmitorensis), Montenegro.

18. *Leptosphaeria Stipae* Trab., Étude sur l' Halfa, Alger 1889 p. 48 6547  
t. XVI, *Leptosphaeria pampaniniana* Sacc., Bull. Soc. Bot. it. 1913, p. 152, Ann. Mycol. XI, 1913, p. 566.— Peritheciis laxe gregariis globulosis, leviter depressis, obtusis, non v. vix papillatis, 250  $\mu$  diam. poro pertusis, nigris; contextu distincte parenchymatico, fuligineo, ex cellulis 9-10  $\mu$  diam. formato; ascis crasse elongato-fusoidis, 130  $\approx$  35-40, utrinque leviter obtuse tenuatis, brevissime pedicellatis, filiformi-paraphysatis, octosporis; sporidiis oblique mo-

nostichis v. partim distichis, late fusoideis, utrinque obtusulis, rectis, 35-38  $\times$  11-14, triseptatis, ad medium septum leviter constrictis, initio 4-nucleatis, olivaceis.

*Hab.* in foliis putrescentibus *Stipae tenacissimae* (Graminaceae), in Algeria (TRABUT), Ain Scerseïara, Tarhuna, Tripolitania (PAMPANINI). — Valde similis *Lept. agminali* Sacc. sed, praeter matricem diversissimam, differt peritheciis minoribus, ascis crassioribus, sporidiis rectis et ad septum medium tantum constrictis etc. Diagn. Trabutiana nimis brevis, sed de identitate cum *L. pampaniniana* non dubitandum.

19. *Leptosphaeria matritensis* Gz. Fragoso, Bol. R. Soc. Españ., Hist. 6548

Nat. t. 18, 1918, p. 368. — Peritheciis numerosis, innato erumpentibus, globosis, globoso-depressis vel subconoideis, atris, usque 300  $\mu$  diam., contextu pseudoparenchymatico, membranaceo, ostiolo regulariter pertuso; ascis elongato-clavatis, rectis curvulisve, 100-140  $\times$  21-30, brevi stipitatis, paraphysibus obsoletis; sporidiis distichis, oblongo-fusoideis, utrinque attenuato-obtusis, plerumque curvulis, 30-42  $\times$  9-12, 3-septatis, ad septa constrictis, primum hyalinis, loculis guttulatis, demum dilute-fuscescentibus denique amoene castaneis.

*Hab.* in culmis, foliis vaginisque siccis *Stipae pennatae* (Graminaceae), prope Madrid, circa Puente de San Fernando, Hispania (J. COGOLLUDO et A. PLANAS). — A *Leptosphaeria vagans* Karsten, proxima sed diversa; a *L. Stipae* Trabut = *L. pampaniana* Sacc., diversissima.

20. *Leptosphaeria Petrakii* Sacc., Ann. Mycol. XII, 1914, p. 287. — 6549

Peritheciis laxe et late gregariis, subcutaneo-erumpentibus, minutis, globulosis, vix papillatis, 170-200  $\mu$  diam., ostiolo 20-25  $\mu$  diam., contextus cellulis globoso-angulatis, 8-12  $\mu$  diam., fuliginis; ascis oblongo-clavatis, apice rotundatis, 60-70  $\times$  11-12, subsessilibus, paraphysibus crassiusculis, guttulatis parce obvallatis, octosporis; sporidiis tristichis, fusiformibus, saepius curvulis, utrinque obtusulis, 8-10 guttulatis, 7-9 septulatis, ad septum medium leniter constrictis, 35  $\times$  4-5, dilute olivaceis, medietate inferiori paullo angustiori.

*Hab.* in calamis morientibus *Luzulae nemorosae* (Juncaceae), M. Weisskirchen, Moravia (F. PETRAK). — *Leptosph. Junci*, *L. lineolari* et *L. asparaginae* affinis, sed vel septatione sporidiorum v. proportione partium diversa.

21. *Leptosphaeria montana* Trav., Bull. n. 8 Société Flore Valdôtaine, 6550

p. 20 extr. (1912). — Peritheciis subgregariis, epidermide tectis, prominulis, dein ostiolo erumpentibus, sphaeroidis, 200-250  $\mu$  diam., atris, opacis, ostiolo minuto, abrupte papillato vel breviter cylindraceo, excipulo tenni-membranaceo, indistincte pseudoparenchymatico, fulvo-atro, prope basim hyphulis perithecio brevioribus, fulvo-ferrugineis, septulatis parce cineto; ascis anguste clavatis, apice rotundatis ibique tunica leniter incrassata, basi brevissime crasseque pedicellatis, 90-100  $\times$  10-11; sporidiis typice imbricatodistichis, raro subtristichis, cylindraceo-fusoideis, rectis vel curvulis, utrinque attenuatis, 4-septatis, ad septa non constrictis, loculo secundo distincte inflatulo, extimis longioribus, omnibus guttulam minutam praebentibus, flavo-citrinis, 28-34  $\times$  4-5,5.

*Hab.* in caule sicco *Salviae glutinosae* (Labiatae), supra Valpelline (Valle d'Aosta, Ital. bor.) alt. 1200 m. — Affinis *L. Niessleanae* Rabh., *L. oreophilae* Sacc. et *L. oreophiloidi* Sacc. et Penz., quae sec. Auct., potius ut varietates unius speciei habendae sunt.

22. **Leptosphaeria Cinnamomi** Shirai et Hara, Botan. Magaz. Tokyo 6551 XXV (1911) p. 72, tab. 2 fig. 21-23. — Maculis initio minutis, rotundatis, brunneis, dein latioribus saepeque confluentibus, arescendo griseis; peritheciis subepidermicis, immersis, globosis vel hemisphaericis, demum ostiolo papillulato vix erumpentibus, membranaceis, obscure brunneis, 120-150  $\mu$  altis, 130-170, raro usque ad 200  $\mu$  latis; ascis clavatis vel cylindraceis, octosporis, 75-90  $\times$  8-11, paraphysibus filiformibus, 1  $\mu$  cr., hyalinis, ascos aequantibus vel vix brevioribus; sporidiis monostichis vel distichis, fusiformibus vel ellipsoideis, 5-septatis, ad septa constrictis vel non, e hyalino luteo-brunneis, 20-28  $\times$  4-5.

*Hab.* in ramulis junioribus *Cinnamomi Camphorae* (Lauraceae), cui noxia, Prov. Musashi, Komaba prope Tokyo, Japonia (K. HARA).

23. **Leptosphaeria Riofrioi** Gonz. Fragoso, Mem. R. Soc. Españ. Hist. 6552 Nat. t. 11., 1919, 3., p. 92. — Peritheciis globosis vel oblongis, 150-300  $\mu$ , atris, tectis, demum erumpentibus, papillulatis, poro pertusis, contextu atro-fuligineo, pseudoparenchymatico, hymenio flavido-fuligineo; ascis rectis, curvulisve, oblongo-claviformibus, parietibus crassiusculis praeditis, apice rotundatis, breviter pedicellatis, plerumque 60-70  $\times$  14-16, paraphysibus non visis; sporidiis irregulariter distichis vel submonostichis, subfusoideis, 18-24  $\times$  4,5, utrinque attenuato-obtusis, primum hyalinis, guttulatis, denique

pallide fulgineis, 5-septatis.

*Hab.* in caulibus ramulisque siccis *Coronillae Emeri* (Leguminosae), prope Barcelona, Moutserrat, Hispania Nord. or. (Fz. RIOFRIO).

24. *Leptosphaeria indica* Syd. et Butl., Ann. Mycol. IX, 1911, p. 409. — 6553

Peritheciis sparsis, minutissimis, immersis, 100-150  $\mu$  diam., levibus, atris, ostiolatis, papilla minuta erumpente; ascis cylindraceo-clavatis, subsessilibus, 65-72  $\times$  14, octosporis; sporidiis elongatis, subfusoides, curvulis, utrinque plerumque obtusis, 3-7-(plerumque 5)-septatis, haud constrictis, flavidis, 25-40  $\times$  5-7.

*Hab.* in foliis caulibusque languescentibus *Asparagi* sp. (Liliaceae), Wynaad, Indiae or. (W. MC RAE). — Ab aliis speciebus, in *Asparago* vigentibus diversa.

25. *Leptosphaeria catalaunica* Gz. Frag., Flor. Microm. Catal. 1917, 6554

p. 89, fig. 14. — Peritheciis sparsis v. parce gregariis, subcutaneo-erumpentibus globosis v. globoso-oblongis, 300  $\mu$  diam. nigris, ostiolo vix prominulo; contextu parenchymatico fulgineo; ascis clavatis 60-90  $\times$  16-20, apice crassiusculo rotundato, breviter pedicellatis, filiformi-paraphysatis; sporidiis irregulariter distichis v. conglobatis, fusoides, curvulis -28  $\times$  9, utrinque tenuatis, 5-8-septatis, primo hyalinis, non constrictis, grosse guttulatis, dein flavidulis, constrictis, plerumque egnuttulatis.

*Hab.* in ramulis tenellis *Smilacis asperae* (Liliaceae), Tibidabo prope Barcelona, Hispaniae (CABALLERO).

26. *Leptosphaeria Smilacis* Petch, Ann. R. Bot. Gard. Peradeniya, v. 6555

VI, P. III, 1917, p. 225. — Peritheciis erumpentibus, tandem superficialibus, ad 0,4 mm. diam., globosis, ostiolo acuto nigro, alibi viridi-flavis granulosis vel rugosis, brunnescentibus, tandem nigris, sparsis vel 4-6 congregatis; ascis clavatis, breviter pedicellatis, truncatis, supra pariete incrassato, 100-135  $\times$  12, sporis distichis anguste ovoideis, subcurvatis, triseptatis, leniter constrictis, 20-25  $\times$  4,5-5.

*Hab.* in *Smilax aspera* (Liliaceae), et cladomanias efformans, Hakgala, Ceylon.

27 *Leptosphaeria Marantae* Sydow, Ann. Mycol. 18., 1920, p. 100. — 6556

Maculae vagae, ex apice foliorum oriundae, tandem partem plus minus magnam folii occupantes, albido-ochraceae; perithecia hypophylla, copiosa, gregaria, immersa, vertice parum erumpentia, 120-160  $\mu$  diam., applanato-globosa, atra, ostiolo brevi conico, submembranacea, contextu minute parenchymatico; asci cylindraceo-cla-

vati, ad apicem rotundati, brevissime stipitati, 40-55  $\times$  9-13, octospori, paraphysati; sporae distichae, oblongae, utrinque rotundatae, intense fusco-olivaceae, 2-septatae, 13-16  $\times$  3,5-4, cellula media saepe leniter crassiore.

*Hab.* in foliis vivis vel subviviis *Marantaceae arundinaceae* (Marantaceae), Los Baños, prov. Laguna, Ins. Philipp. (T. COLLADO).

28. **Leptosphaeria Fici-elasticæ** Petrak, Ann. Mycol. 14., 1916, p. 164. — 6557

Peritheciis late dispersis plerumque epiphyllis, raro hypophyllis, secus nervos saepe magis aggregatis, subgregariis, epidermide tectis, globoso-depressis vel fere lenticularibus, ostiolis brevissime conicis pertusis erumpentibus fusco-nigris 100-160  $\mu$  diam.; ascis cylindraceo-clavatis, basin versus parum attenuatis, breviter stipitatis, apice rotundatis, 60-70  $\times$  8-12, octosporis, sporidiis 1-1,5-stichis, cylindraceo-fusoideis utrinque obtusulis, bi-vel tripartitis, ad septa parum constrictis, rectis vel parum curvulis; paraphysibus filiformibus tenuissimis ascis parum brevioribus vel fere aequilongis.

*Hab.* in foliis emortuis *Fici elasticæ* (Moraceae), in hortis M. Weisskirchen, Moraviae.

29. **Leptosphaeria Quamoclidii** Ch. E. Fairman, Mycologia 10., 1918, 6558

p. 246. — Peritheciis sparsis, globosis v. globoso conoideis, ostiolo minuto papilliformi praeditis, nigris, 200-250  $\mu$  diam.; ascis cylindraceis apice rotundatis, breviter stipitatis octosporis, 80-100  $\times$  7; sporidiis monostichis, oblongo-fusoideis 3-septatis, septa constrictulis, 4-guttulatis, 13-17  $\times$  6, brunneis.

*Hab.* in caulis vetustis *Quamoclidii multiflori* (Nyctaginaceae), Ute Park Colfax C., 2200-2900 m. alt., New Mexico, Amer. bor. (P. C. STANDLEY).

30. **Leptosphaeria Onagrae** Rehm, Ann. Mycol. XI, 1913, p. 398. — 6559

Perithecia late gregaria, in cortice nidulantia, mox prorumpentia, denique in ligno saepe dilute denigrato sessilia, globulosa, minutissime papillulata, atra, glabra, 0,2,5 mm. diam., subcarbonacea; asci clavati, apice rotundati, 80  $\times$  12, 8-spori; sporae oblongo subclavatae, apice superiore rotundatae, rectae, transverse 3-septatae, cellula secunda paullulum latiore, ad septa constrictae, dilute flavidae, 30  $\times$  6-7, distichae. Paraphyses filiformes.

*Hab.* ad caules emortuos *Onagrae strigosae* (Onagraceae), Kulm N. Dak., America bor. (J. B. BRECKLE). — Characteribus sporidiorum *Leptosphaeriae Euphorbiae* Niessl proxima.

31. **Leptosphaeria Staritzii** P. Henn. ap. Staritz, Verh. Bot. Ver. Bran- 6560

denb. LV (1913) p. 78. — Peritheciis subepidermicis, dein liberis, globoso-depressiusculis; ascis ellipsoideo-oblongis, interdum breviter clavatis, subsessilibus, 60-75  $\times$  6-8; sporidiis plerumque 3-ocularibus, partim etiam 2-ocularibus, eguttulatis, 16-20  $\times$  5-5,5, ad septa vix constrictis, brunneis, loculo mediano minore, extimis rotundatis apicibus in cellulis attenuatis protractis.

*Hab.* in caulibus emortuis *A r m e r i a e v u l g a r i s* (Plumbaginaceae), Khlmauer Park, Anhalt, Germania.

32. **Leptosphaeria houseana** Sacc., Ann. Mycol. XIII, 1915 p. 116. — 6561

Peritheciis gregariis, subcutaneo-erumpentibus,  $\frac{1}{5}$  mm. diam., globulosis, dein depressis et leviter umbilicatis, vix papillatis, nigris; ascis tereti-oblongis, brevissime stipitatis, apice rotundatis, 70-75  $\times$  14-15, obsolete paraphysatis, octosporis; sporidiis distichis v. partim monostichis, ellipsoideo-oblongis, utrinque rotundatis, saepius leviter eurvulis, 3-septatis, non v. vix constrictis, varie guttulatis, 16-19  $\times$  8-9,5, ochraceo-viridulis.

*Hab.* in caulibus emortuis *T h a l i e t r i d i o i c i* (Ranunculaceae), Albany, Amer. bor. (HOUSE). — Affinis *Lept. Solani* et *Lept. sociali* sed sporidiis crassioribus obtuse rotundatis, matrice aliena etc. distincta.

33. **Leptosphaeria pachythea** Sacc., Nuovo Giorn. bot. it. N. S. v. XXII, 6562

1915, p. 39. — Peritheciis laxe gregariis globosis, subcutaneo-erumpentibus, nigris, 260-270  $\mu$  diam., vix papillatis; ascis crasse fusoides, apice obtusulis, subsessilibus, copiose filiformi-paraphysatis, 60-80  $\times$  22-26, octosporis; sporidiis subtristichis oblongo-fusoides, utrinque obtusulis, 3-septatis, ad septa, praecipue medium constrictis, 28  $\times$  9,5-11, fuliginis, 4-guttatis.

*Hab.* in ramis emortuis *A m y g d a l i c o m m u n i s* (Rosaceae), Boschetto, in Insula Melita. — Sporidia initio hyalina, minute 4-guttulata.

34. **Leptosphaeria Pruni** Woronichin, Monit. Jard. Bot. Tiflis XXVIII 6563

(1913), p. 17. — Maculis minutis, albidis, rotundatis vel angulatis, 1-2 mm. diam., saepe confluentibus, dein perforatis; peritheciis hypophyllis, immersis, 135-150  $\mu$  diam.; ascis late fusoides, apice rotundatis, 50-55  $\times$  11-12, paraphysibus filiformibus obvallatis; sporidiis subdistichis, utrinque rotundatis, 2-septatis, brunneis, 14-18  $\times$  4-5, cellula media leviter tumescente, inferiore nonnumquam leviter angustata.

*Hab.* in foliis vivis *P r u n i d o m e s t i c a e* (Rosaceae), in Caucaso. — *A. L. concentrica* Ell. et Sr. differt, praeter matricem,

magnitudine ascorum et sporarum nec non macularum.

35. **Leptosphaeria coffaeicida** Spegaz., Fungi Costaric. nonn., in Bol. 6564  
Ac. Nac. Cienc. Cordoba, t. 23., 1919, Extr. p. 198. — Maculae  
utrinque manifestae sed praecipue ad epiphyllum perspicuae, orbicu-  
lares determinatae, centro candidae pellucidae, ambitu primo ru-  
fescentes dein subcinerascentes, ultra fines areola infuscato-subfer-  
ruginea plus minusve lata indeterminata cinctae; perithecia in  
centro candido ad epiphyllum evoluta, pusilla, 100-125  $\mu$ , laxe gre-  
garia, primo epidermide tecta dein erumpenti-prominula, lenticu-  
laria, minute papillulato-ostiolata, glabra, atra; asci cylindranei,  
antice obtusissimi crasseque tunicati lumineque unifoveolati, deor-  
sum cuneati in pedicello brevi crassiusculoque producti, paraphy-  
sibus filiformibus parum longioribus commixti, 8-spори, 50-60  $\times$  10;  
sporaе fusoidео-lineares utrinque acutiusculae, primo 3-, serius 5-,  
septatae, ad septum medium constrictulae, diu hyalinae, postremo  
plus minusve hyalinae, 20  $\times$  4-6.

*Hab.* ad folia viva *Coffea* sp. (Rubiaceae), in agris prope  
Tuis Costarica, America trop.

36. **Leptosphaeria Tonduzi** Spegaz., Fungi Costaric. nonn. in Bol. Ac. 6565  
Nac. Cienc. Cordoba, t. 23., 1919, Extr. p. 200. — Maculae amphi-  
genae marginales late diffusae difformes sed ambitu rotundatae,  
totae opacae cinereo-ferrugineae; perithecia hypophylla laxe gre-  
garia, erumpentia, sublenticularia, umbonatulo-ostiolata, coriaceo-  
submembranacea minuta fulvella glabra, 150-200  $\mu$  diam.; asci sub-  
cylindranei, apice subtruncato-rotundati, deorsum attenuati ac  
pedicello brevi crassiusculo fulti octospori, parce longe tenuiterque  
paraphysati, 70-75  $\times$  10-12; sporaе subelliptico-fusoidеae, primo hya-  
linae didymae, loculis grosse biguttulatis atque tunica mucosa con-  
colori, utrinque in appendice concoidea producta, vestitae, serius  
nudae, 3-septatae ad septa leniter constrictae, fuligineae, loculis 2  
mediis obscurioribus, 2 extimis conoideis subobtusiusculis.

*Hab.* in foliis vivis *Coffea* sp. (Rubiaceae), in agris prope  
Tuis Costarica, America trop.

37. **Leptosphaeria icositana** Maire, Bull. Soc. H. N. de l'Afr. du Nord, 6566  
1917, p. 170. — Peritheciis sparsis, immersis, nigris, subglobosis,  
200-300  $\mu$  diam., calvis, ostiolo papillato; ascis octosporis, subcy-  
lindraneis, 90-100  $\times$  8-9, filiformi-paraphysatis; sporidiis dilute oli-  
vaceis, fusoidеis 3- demum 5-septatis, ad septa constrictulis, levi-  
bus, 18-27  $\times$  5-7.

*Hab.* in caulibus emortuis *Rubia peregrina* (Ru-

biaceæ), prope Icosium (Alger) in Mauretania, Afr. bor. — An diversa a *Lept. Bornmülleri* sed foliicola?

38. **Leptosphaeria Caballeroi** Gonz. Fragoso, Mem. R. Soc. Españ. Hist. 6567

Nat. t. 11., 1919, 3., p. 90. — Peritheciis numerosis, sparsis vel gregariis, primum tectis, dein erumpentibus, atris, globosis, usque 150  $\mu$  diam., basi immersis, vix papillatis, contextu pseudoparenchymatico, membranaceo, ostiolo regulariter pertuso praeditis; ascis oblongo-clavatis, usque 65  $\times$  15, in pedicellum brevem attenuatis, paraphysatis; sporidiis distichis, primum hyalinis, denique flavidulis, fusoidis, 14-15  $\times$  4-5,5, rectis vel leniter curvulis, utrinque obtusis, 3-septatis non constrictis, loculis guttulatis.

*Hab.* in caulibus siccis *Daturae Stramonii* (Solanaceae), in Hort. bot. Univers. barcinonensis, Hispania Nord. or. (A. CABALLERO).

39. **Leptosphaeria Solani** Romell in Herb. Sacc. et in Berlese Icon. 6568

Fung. I p. 63, t. 49 f. 6 (1892) non Ell. et Ev. (1893). — Peritheciis sparsis,  $\frac{1}{3}$  mm. diam., depresso conoideis, subcutaneo-erumpentibus, nigris; ascis tereti-clavatis 75-85  $\times$  9-11, breviter noduloso-stipitatis octosporis; sporidiis distichis, oblongis, utrinque obtusulis, 3-septatis, leniter constrictis, olivaceo-melleis.

*Hab.* in caulibus *Solani Dulcamarae* (Solanaceae), pr. Visley Gotlandiae, Suecia (ROMELL). — A *Lept. sociali* peritheciis multo majoribus imprimis differt.

40. **Leptosphaeria solanicola** Sacc. nom. nov. — Ita vocanda est diversa *Lept. Solani* Ell. et Ev. (1893) non Romell. apud Berl. Icon. 6569

Fung. (1892).

41. **Leptosphaeria insulana** Sacc., Nuovo Giorn. bot. it. N. S. v. XXII, 6570

1915, p. 39. — Peritheciis gregariis, saepius lineatis, erumpentibus, nigris, globulosis, 170-190  $\mu$  diam., poro pertusis, contextu minute celluloso, badio-fuligineo; ascis tereti-fusoidis subsessilibus, utrinque acutulis, 45-50  $\times$  6-7, octosporis; sporidiis subdistichis, fusoidis, rectis, 3-septatis, ad septa leviter constrictis, 12-14  $\times$  3,5-3,7, olivaceis, eguttulatis.

*Hab.* in caulibus emortuis *Antirrhini siculi* (Scrophulariaceae), Addolorata, Ins. Melita. — Affinis *Lept. Hendersoniae* (Ell.) Berl. sed clypeus stromaticus nullus.

42. **Leptosphaeria Galiorum** Sacc. — Syll. II p. 22. — subsp. **L. Antirrhini** 6571

Sacc., Nuovo Giorn. Bot. it. N. S. v. XXII, 1915, p. 38. — A typo differt sporidiis paullo brevioribus, peritheciis saepe lineatis et nonnumquam oblongatis; peritheciis 200-300  $\mu$  long. minute pa-

pillatis, contextu dense minuteque celluloso; ascis 90-100  $\times$  10-12, filiformi-paraphysatis, 8-sporis, sporidiis oblique monostichis, v. distichis, tereti-oblongis, utrinque rotundatis, 3-septatis, leniter constrictis, 18-21  $\times$  7-7.5 (in typo 20-23  $\mu$  long.) badio-fulvis, eguttatis.

*Hab.* in caulibus *Antirrhini siculi* (Scrophulariaceae), Addolorata, Ins. Melita.

43. *Leptosphaeria crozalsiana* R. Maire, Ann. Mycol. XI, 1913, p. 352. — 6572

Peritheciis 0,25 mm. diam., subglobosis, immersis demum plus minusve erumpentibus, atris, ostiolo minute papillato; ascis ellipsoideis, 70-75  $\times$  36-45, octosporis; sporidiis polystichis oblongo-ellipsoideis, olivaceo-brunneis, 3-septatis, ad septa constrictis, 35-45  $\times$  10; paraphysibus filiformibus ramosis.

*Hab.* in ramis emortuis *Tamaricis* sp. (Tamaricaceae), prope Oran, Algeria (DE CROZALS). — *L. personatae* Niess. et *L. Silenes-acaulis* De Not. affinis.

44. *Leptosphaeria priusheggiana* Petrak, Ann. Mycol. 16., 1918, p. 6573

225. — Peritheciis in maculis *Asteromatis Tiliae* Rud. nidulantibus hypophyllis, sparsis vel subgregariis, epidermide tectis, subglobosis vel globoso-lenticularibus brunneis ostiolo nigrescenti brevissime conico pertusis, 170-220  $\mu$  diam.; ascis clavatis, v. oblongo-clavatis basin versus paullatim angustatis, apice rotundatis vel abrupte attenuatis, obtusis, sessilibus vel brevissime stipitatis, 80-85  $\times$  12-15, octosporis; sporidiis distichis, basin versus saepe monostichis, fuscoideis utrinque obtusulis, 4-5-septatis, ad septa manifeste constrictis, guttulas 5-6 includentibus, raro rectis, plus minusve curvulis, 23-32  $\times$  6-7, fusco-olivaceis; paraphysibus filiformibus tenuissimis, ascis brevioribus.

*Hab.* in foliis putrescentibus *Tiliae* (Tiliaceae), in silvis prope pagum « Podhorce » ad urbem « Stryj », Galiciae meridionali orientalis, Europa media.

45. *Leptosphaeria ranunculoides* Noelli, Nuovo Giorn. bot. it. N. S. v. 6574

XIX, p. 403 fig. 3. — Peritheciis sparsis, subcutaneis, atris, globosis, ostiolatis, circa 300  $\mu$  diam.; ascis cylindraceutis basi attenuatis, supra rotundatis 84-96-116  $\times$  9-79, paraphysatis; paraphysibus elongatis, supra curvulis; sporidiis distichis ellipsoideo-cylindraceutis, obtusis, fuliginosis, 6-8-septatis, uno ex loculis intermediis inflato-guttulatis, ad septum non constrictis, 16-19  $\times$  4-4,45.

*Hab.* in caulibus *Bupleuri ranunculoidis* (Umbelliferae), Colle Sautrom, Vallis Maira, Italiae bor. — A *Lept. Bupleuri* Syd., ascis paraphysatis, sporidiis minoribus magis septatis etc. diversa.

46. **Leptosphaeria Rostrupii** J. Lind, Ann. Mycol. XIII, 1915, p. 17, fig. 1.— Vestergren, Microm. rar. sel.— Peritheciis sparsis vel gregariis primo sub epidermide maculiformiter dealbata nidulantibus, dein liberatis, epidermide fissa cinctis, globosis, 0,5 mm. diam., atro-fuscis, glabris, coriaceis, ostiolo punctiformi prominulo; ascis oblonge clavatis, basi breve stipitatis, vertice rotundatis, 109-142  $\approx$  13-16, octosporis, paraphysibus numerosis, filiformibus, hyalinis, septatis, 4  $\mu$  crassis obvallatis; sporidiis oblique monostichis, oblonge fusoides, utrinque conicis, saepe inaequilateralibus, 3-septatis, ad septimenta valde constrictis, 25-29  $\approx$  8-10, griseo-fusciscentibus.
- Hab.* in Danco Carota (Umbelliferae), cui noxia, Germania sept. et Dania. — Status ascophorus *Phomatis Rostrupii* Sacc.
47. **Leptosphaeria Simmonsii** Sacc., Nuovo Giorn. bot. it. v. XXVII, 1920, p. 77. — Peritheciis longe et dense gregariis, erumpenti-superficialibus, nigris, nitidulis coriacellis, irregulariter globoso-conioides, 170-190  $\mu$  cr. 210-250  $\mu$  alt. obtuse papillatis; contextu parenchymatico firmo, atro-caestaneo; ascis cylindraceis, apice obtusulis, breviter stipitatis, filiformi-paraphysatis, 130-135  $\approx$  12-13, octosporis; sporidiis anguste fusoides, saepe curvulis dilute flavidis, 3-septatis vix constrictis, 35-40  $\approx$  4,5-5.
- Hab.* in caulibus emortuis *Heraelei Ianati* (Umbelliferae), Spokane Washington, Amer. bor. (V. SIMMONS).— Affinis *Lept. Doliolo*, *Lept. subconicae* etc., sed peritheciis densissimis, irregularibus, minoribus, sporidiis longioribus distinguenda.
48. **Leptosphaeria foliicola** Naumoff, Champ. Oural. I (1915) p. 21 t. I 6576 fig. 4.— Maculis albis angulosis, 1,5-3 mm. diam., amphigenis, partim internerviis; peritheciis globosis, subpapillatis, nigris, 2-3-aggregatis, contextu 15  $\mu$  cr., e cellulis irregulariter cuboideo-angulosis, 5,5  $\mu$  diam. fuligineis efformato; ascis fere sessilibus teretiuseulis, apice rotundatis, octosporis, 75-85  $\approx$  12-14, paraphysatis; sporidiis distichis, 6-7-septatis, loculo 3° leniter incrassato, 27-30  $\approx$  4,3, fusoides-elongatis, utrinque attenuatis, obtusulis, pallide brunneis.

*Hab.* in foliis vivis *Libanotidis montanae* (Umbelliferae), in Monte Sugomak, Perm Ural, Rossia.

49. **Leptosphaeria octophragma** Trav. et Fragoso in Traverso, Bull. Soc. bot. it. 1915, p. 23.— Peritheciis dense sparsis, immersis dein erumpentibus, parum prominulis, nigris, opacis, levibus, globosis,  $\frac{1}{4}$

mm. circ. diam., ostiolo applanato vel vix papillulato, excipulo minute pseudoparenchymatico, castaneo-fuligineo; ascis copiosis, eximie clavato-elongatis, 75-90  $\approx$  12-14, distincte sed breviter pedicellatis (pedicello 20  $\mu$  circ. longo), tunica aequali nec apice incrassata; paraphysibus filiformibus, tenuibus, ascos subaequantibus, facile diffluentibus; sporidiis irregulariter distichis, cylindraceis vel cylindraceo-fusoideis, utrinque late rotundatis, haud raro parum curvatis, luteo-fulvidulis, typice 8-septatis, rarissime septa 7 vel 9 praebentibus, ad septa constrictulis, 25-30  $\approx$  6-7, loculis extimis longioribus, conoideo-rotundatis, caeteris discoideis, omnibus centro 1-guttulatis.

*Hab.* in caulibus siccis *Alouisiae citriodorae* (Verbenaceae), prope Castillo de las Guardas, Sevilla (in hortis culta) (R. GONZALES FRAGOSO).

50. **Leptosphaeria ambiens** Rehm, Ascomyc. Philipp. II, in Phylipp. Journ. of Sci. VIII (1913) p. 257.— Peritheciis ramulum longe dilute fuscidulum ambientibus, innumerabiliter gregarie cortici interiori innatis, epidermidem vix protuberantibus, ostiolis minimis prominentibus nigris punctulantibus, globulosis, atris, 150  $\mu$  diam., parenchymatice fusce contextis, ad basim hyphis simplicibus, fuscis, septatis, 3  $\mu$  crassis obsessis; ascis clavatis, teneris, 40-45  $\approx$  8-9, paraphysibus filiformibus tenuibus obvallatis; sporidiis distichis, oblongo-clavatis, utrinque obtusis, primitus medio-dein 3-septatis, vix constrictis, rectis, fuscis, 12  $\approx$  4.

*Hab.* in ramulis emortuis?, Luzon, Prov. Laguna, Los Baños, ins. Philipp. (C. F. BAKER). — Videtur *L. sabalincolae* (E. et E.) Sacc. affinis, sed ex specimenibus americanis omnino diversa.

- II. Subg. *Leptosphaerella* Sacc. — Species foliicolae et plerumque maculicolae et aporaphysatae (incl. gen. *Phaeosphaeria* Miyake).

51. **Leptosphaeria Matisiae** P. Henn., Hedw. vol. 48. (1908) p. 107 (corr. *L. Matiaiae*). — Maculis effusis fuscidulis, dein pallide exaridis; peritheciis gregariis vel sparsis, subglobulosis, membranaceis, atris, 70-80  $\mu$  diam.; ascis clavatis, obtusis, octosporis, 30-40  $\approx$  5-7; sporidiis oblongis, obtusis, 3-septatis, haud constrictis fusco-brunneis, 12-14  $\approx$  3,5-4.

*Hab.* in foliis *Matisiae paraënsis* (Bombacaceae), hort. bot. Goeldi, Pará (BAKER). — Sociis *Phyllostictae* et *Colletotrichi* sp. — Genus matricis verisimiliter *Matisia* nec *Ma-*

tiaia ut scribet Auctor et tunc fungus *Lept. Matisiae* nec *Mattiae* vocandus.

52. **Leptosphaeria sabauda** Speg. — Syll. II, 47 — **Arvaticae** Gz. Frag. 6580  
in Trab. Mus. Nac. Cienc. Nat., ser. Bot. n. 4 (1914) p. 17 extr.,  
fig. 6. — Peritheciis epiphyllis, rarius hypophyllis, minutis, 150  $\mu$   
circ. diam., membranaceis, globosis, atris, numerosis, sparsis, con-  
textu fuligineo; ascis cylindraceo-clavatis, apice obtusis, vel sub-  
fusoides, rectis vel curvulis, subsessilibus, usque ad 60  $\times$  16, apa-  
raphysatis (?); sporidiis distichis vel subtristichis, cylindraceo-fu-  
soideis vel clavatis, utrinque rotundatis, 22-25  $\times$  5-6, olivaceis, 3-  
septatis, 4-guttulatis.  
*Hab.* in foliis emortuis vel putridis *Silenes arvaticae*  
= *S. ciliata* var. *arvatica* (Caryophyllaceae), in monti-  
bus Carpetanis, Hispania.
53. **Leptosphaeria Cucurbitae** Montemartini, Riv. Patol. Veg. VIII, 6581  
1916, p. 185. — Maculis exaridis albidis, 2-3 mm. diam.; perithe-  
ciis punctiformibus, immersis, late ostiolatis, rotundatis vel lenti-  
cularibus, 100-110  $\times$  80; ascis clavatis, octosporis, paraphysibus in-  
distinctis; sporidiis fusoides-falcatis, fuscidulis, 20  $\times$  4, 3-septatis.  
*Hab.* in foliis vivis *Cucurbitae Peponis* (Cucurbitaceae),  
Montubeccaria (prov. Papiae), It. bor. socii *Cercosp. Cucurbitae*, *Phyl-  
lostictae Cucurbitacearum*, *Ascochytae* sp. et *Septoriae Cucurbitae*.
54. **Leptosphaeria folliculata** Ell. et Ev. — Syll. IX p. 789 — var. **oxy-** 6582  
**spora** Davis, Trans. Wisconsin Acad. XVIII p. 87 (1915). — A typo  
imprimis differt ascis angustioribus, 50  $\times$  8, et sporidiis acutis, 3-  
septatis, 15  $\times$  3.  
*Hab.* in foliis *Caricis gracillimae* (Cyperaceae),  
Price Co. Wise., Amer. bor.
55. **Leptosphaeria Arrhenatheri** House — Sacc. Syll. XIV p. 570 — var. 6583  
**italica** Massa in Ferraris e Massa, Ann. Mycol. X, 1912, p. 287. —  
A typo differt ascis et sporidiis brevioribus (ascis 50  $\times$  9, sporidiis  
18-20  $\times$  4).  
*Hab.* in foliis *Arrhenatheri elatioris* (Gramina-  
ceae), Aiba, Italia bor.
56. **Leptosphaeria Bambusae** (Miy. et Ha.) Sacc., *Phaeosphaeria Bam-* 6584  
*busae* Miyake et Hara, Stud. üb. Pilze Bambus. (japon.) in litt. VI,  
1912. — Botan. Mag. Tokyo 1910, pp. 340-341. — Tanaka, Myco-  
logia 1922, p. 86 (Syll. XXII p. 215, diagn. nulla). — Foliicola. Ma-  
culis in venis insidentibus saepe indefinitis, brunneis v. obscure  
coloratis dein e medio griseis v. fuscis, demum totum folium te-

gentibus; pycnidiis immersis (*Phyllosticta*) globosis v. depresso globosis, apice ostiolatis, 100-140  $\approx$  70-100; sporulis maturis in cirrhum exheutibus, ellipsoideis v. cylindraceis, hyalinis, 2-2,5  $\approx$  1, 1-3; peritheciis minute punctiformibus, sparsis v. nerviculis, immersis, globosis v. globoso-depressis, nigris, 120-170  $\approx$  140-210), parietibus tenuibus obscuris v. fuscis, apice ostiolatis; ascis numerosis, fasciculatis, clavatis v. cylindraceis, 65-90  $\approx$  18-27, octosporis, aparaphysatis; sporis distichis v. irregularibus, fusoides v. ellipsoideis, rectis v. curvulis, triseptatis, ad septa constrictis, juventute hyalinis et granulosis, aetate obscuris, 25-30  $\approx$  10-12.

*Hab.* in foliis vivis *Arundinariae Simoniet Sasaepaniculatae* (Graminaceae), Japonia, Komaba, Tokyo (D. KARASHIMA), Nikko et Kavanaye-Mura (HARA).

57. **Leptosphaeria lagenoides** Speg., Mycet. Argent. VI, Anal. Mus. Nac. 6585 Buenos Aires XXIII p. 57 (1912). — Maculis nullis; peritheciis hinc inde laxe gregariis, parenchymate innatis, vix ostioliis crassis, exsertis manifestis, subglobosis, 150-200  $\mu$  diam., tenuissime membranaceis, contextu minutissime parenchymatico fusco-olivascens; ascis fusoides, brevissime pedicellatis, aparaphysatis, octosporis, 110-130  $\approx$  10-12; sporidiis distichis, fusiformibus, leniter inaequaliteris, utrinque obtusiuscule acutatis, primo grosse 8-guttulatis dein 7-septatis, 38-40  $\approx$  5-6, ad septum medium tantum constrictis.

*Hab.* in vaginis aridis putrescentibus *Elymibarbatii* (Graminaceae), in rupestribus Potrerillos prope Mendoza, Argentina.

58. **Leptosphaeria fuscidula** Pass. — Syll. IX, p. 793. — f. **Magnolii** Gonz. 6586 Frag., Flor. Hispal. Microm. in Trab. Mus. Nac. de Cienc. Nat. Madrid, Ser. Bot. n. 10, 1916, p. 88. — Peritheciis sparsis vel seriatis, in maculis albicantibus; ascis cylindraceis, aparaphysatis, 60-70  $\approx$  10-12; sporidiis distichis, chlorinis vel pallide olivaceis, fusiformibus, 3-septatis, raris 4-septatis, non constrictis, 18-22  $\approx$  5-6.

*Hab.* in foliis languidis vel siccis *Melieae Magnolii* (Graminaceae), prope Castillo de las Guardas, Sevilla (Hispania).

59. **Leptosphaeria oryzina** Sacc., Notae Mycol. XXIII p. 67 (Accad. 6587 Veneto-trent. 1917). — Peritheciis glumiculis, subsparsis, punctiformibus, nigris, subglobosis; ascis aparaphysatis, tereti-fusoides, 40  $\approx$  7, subsessilibus, octosporis; sporidiis distichis, fusoides, leviter curvis, utrinque obtusulis, 16  $\approx$  3, tenuiter 3-septatis, brunneis.

*Hab.* in glumis emortuis *Oryzaesativae* (Graminaceae), Los Baños, Ins. Philipp. — Specimina non omnino matura, hinc species ulterius inquirenda.

60. *Leptosphaeria culmicola* (Fr.) Karst.— Sacc., Syll. II p. 70.— var. 6588  
*hispalensis* Gonz. Frag., Flor. Hispal. Microm. in Trab. Mus. Nac. de Cienc. Nat. Madrid, Ser. Bot. n. 10, 1916, p. 87. — Peritheciis minutis innatis, sparsis; ascis usque 85  $\times$  12; sporidiis flavidis, 4-septatis, raris 5-septatis, loculo secundo protuberante, 24-25  $\times$  6-7.

*Hab.* in foliis vaginisque siccis *Phragmitis communis* (Graminaceae), prope Hispalis (Sevilla), Hispania.— Var. *rhizomatium* Sacc., proxima.

61. *Leptosphaeria Hermodactyli* Ferraris in Ferr. e Massa, Ann. Mycol. X, 1912, p. 287, tav. IV fig. 5,<sup>1,3</sup> — Peritheciis subepidermicis, globosis, perforatis; ascis numerosis, 60-70  $\times$  10, apice rotundatis, basi attenuatis, aparaphysatis; sporidiis distichis, brunneis, fusoides, obtusis, valde ad septum medianum constrictis, 3-septatis, 19-25  $\times$  5. 6589

*Hab.* in foliis *Hermodactyli tuberosi* (Iridaceae), Avellino, Italiae merid.

62. *Leptosphaeria Coniothyrium* Sacc. — Syll. II p. 29 — var. *foliicola* 6590  
 Woronichin, Monit. Jard. Bot. Tiflis XXVIII (1913) p. 17. — Maculis albidis, angulatis, nervis limitatis, 2-4 mm. diam., zona obscure brunnea cinctis; peritheciis, amphigenis, praecipue tamen hypophyllis, globosis, 220-240  $\mu$  diam.; ascis cylindraceis, 48-50  $\times$  6-7; sporidiis subdistichis, fusoides, 3-septatis, dilute olivaceis, 13-16  $\times$  3,5-4,5.

*Hab.* in foliis vivis *Lauri regalis* (Lauraceae), socio *Coniothyrio Fuckelii* Sacc., in Caucaso.

63. *Leptosphaeria ruscicola* Karst. et Har.— Sacc., Syll. IX p. 785.— 6591  
 f. *cladodiicola* Gonz. Frag., Flor. Hispal. Microm., in Trab. Mus. Nac. Cienc. Nat. Madrid Ser. Bot. n. 10, 1916, p. 90.— Peritheciis usque 200  $\mu$  diam., numerosis, in maculis aridis; ascosporis irregulariter subdistichis, elongatis, utrinque rotundatis, loculo secundo inflato, flavescens, 3-4-septatis, 18-24  $\times$  4,5-5. — A typo satis diversa; cum *Leptosphaeria Rusci* (Wallr.) Sacc. var. *Hypophylli* Maire non comparanda.

*Hab.* in cladodiis emortuis *Rusci aculeati* (Liliaceae), prope Costantina Sevilla, Hispania (PROF. DE LAS BARRAS).

64. *Leptosphaeria pacifica* Rehm, Ann. Mycol. IX, 1911, p. 364.— 6592  
 Perithecia gregaria, innata, globulosa, minutissime papillulata, poro vix conspicuo pertusa, nigra prorumpentia, glabra, parenchymatice nigro-fuscae contexta, 0,2 mm. diam.; ascis oblongo-clavatis, 70  $\times$  10-14, octospori; spora subclavatae, duo-dein quadrilocularibus, medio

constrictæ, subfuscae,  $20 \approx 7-9$ , distichæ; paraphyses?

*Hab.* in foliis *J u c c a e C o l u s p l e i* (Liliaceae), Montes prope Claremont, Los Angeles, S. California, U. S. America (BAKER). — *A. L. filamentosa* E. et E. sporis plane diversa.

65. *Leptosphaeria cannabina* Ferraris e Massa, Ann. Mycol. X, 1912, 6593 p. 286, tav. IV fig. 3,<sup>1-4</sup>. — Maculis irregularibus, initio ochraceis dein centro late albicantibus ochraceo-marginatis 3-5 mm. diam.; peritheciis epiphyllis, parvulis, nigrescentibus, paucis, 130-140  $\mu$  diam., membranaceis, distincte perforatis; ascis numerosis, aparaphysatis, clavatis, rectis v. leniter curvulis, apice rotundatis, basi brevissime constricto-pedicellatis, 45-50  $\approx$  7-10; sporidiis subdistichis, melleis, fusiformibus, subrectis, biseptatis, septis parum constrictis, 19-20  $\approx$  5.

*Hab.* in foliis languentibus *C a n n a b i s s a t i v a e* (Moraceae), Alba, Italia bor. — Verisimiliter status ascophorus *Septoriae Cannabis* (Lasch) Sacc.

66. *Leptosphaeria Protearum* Sydow, Annales. Mycolog. X, 1912, p. 6594 441. — Maculis amphigenis, distinctis, orbicularibus v. suborbicularibus, 4-10 mm. long., subinde confluenso irregularibus, albescens, fusee elevato-marginatis; peritheciis amphigenis, sparsis, epidermide tectis, dein vertice lenissime prominulis, lenticularibus, 175-275  $\mu$  diam., atris inconspicue minuteque papillatis, contextu parenchymatico, opaco, ex cellulis 7-10  $\mu$  diam. composito; ascis fasciculatis, aparaphysatis, saepe curvatis, apice rotundatis, plerumque clavatis, 80-100  $\approx$  13-17, cum sporidiis distiche ordinatis, rarius longe cylindræis usque 200  $\mu$  long. 10-12  $\mu$  cr. cum sporidiis monostiche dispositis; sporidiis octonis, oblongis obtusis, primo 1-septatis et hyalinis, dein 3-septatis et pallide brunneis, ad septum medium leniter constrictis, 18-26  $\approx$  5-9.

*Hab.* in foliis *P r o t e a e m e l a l e u c a e* (Proteaceae), Wellington, Cape Prov., Africa austr. (E. M. DOIDGE).

67. *Leptosphaeria Lathonia* Sacc. — Syll. II, 48 — var. *Hellebori-foetidi* C. Massal. in Atti R. Ist. Ven. LXXIV, 2, p. 254. (1914). — Peritheciis epiphyllis, prominulis, nigris, in maculis sordide albidis, zona ferruginea cinctis dense gregariis; ascis 70-80  $\approx$  6-8; sporidiis oblique monostichis, fusoides, triseptatis, ad septa constrictis, loculo subapicali interdum crassiore, e hyalino melleis, 12-16  $\approx$  4-5.

*Hab.* in foliis *H e l l e b o r i f o e t i d i* (Ranunculaceae), prope Tregnano in prov. Veronensi, It. bor. — Forte huc spectat, tam-

quam forma conidica *Ramularia Hellebori* var. *nigricans* C. Massal.

68. *Leptosphaeria Eriobotryae* Syd. et Butl., Ann. Mycol. IX, 1911, 6596

p. 409. — Maculis amphigenis, irregularibus, 1-2 cm. long., saepe confluyendo majoribus et partem plus minus folii majorem occupantibus, pallidis, ochraceis, linea purpurea elevata cinetis; peritheciis epiphyllis, sparsis, globulosis, 130-155  $\mu$  diam., omnino immersis, ostiolo etiam immerso papillato; ascis clavatis, 52-65  $\times$  10-12, octosporis; sporidiis fusiformibus, 6-septatis, flavidis, 20-26  $\times$  3-4,5.

*Hab.* in foliis *Eriobotryae japonicae* (Rosaceae), Saharanpur, Indiae or. (INAYAT). — Verisimiliter non specificè differt sequens.

69. *Leptosphaeria miyakeana* Sacc. n. n., *Phaeosphaeria Eriobotryae* 6597

Miyake in Bot. Mag. Tokyo XXVII (1913) p. 42, tab. 1 fig. 4-6. — Maculis epiphyllis, irregulariter circularibus, griseis, 2-4 mm. diam.; peritheciis sparsis, initio epidermide tectis dein ostiolo papillato erumpentibus, sphaericoideis, 120-180  $\times$  100-150, atris, crasse pseudoparenchymaticis; ascis cylindraceis, breviter pedicellatis, rectis vel curvulis, octosporis, 66-80  $\times$  9-12; sporidiis irregulariter distichis, fusoides, rectis vel parum curvatis, typicè 5-septatis, rarius 4-septatis, non constrictis, fuscis, 22-28  $\times$  4-5; paraphysibus non visis; pycnidiis (*Microdiplodia Miyakei* Trav.) peritheciis intermixtis, brunneis, 120  $\mu$  diam., poro circulari pertusis; sporulis fusoides vel cylindraceis, utrinque rotundatis, bicellularibus, fuscis, 10-16  $\times$  4-5.

*Hab.* in foliis *Eriobotryae japonicae* (Rosaceae), Quichon, Hupei, China. — Verisimiliter praecedenti nimis affinis.

70. *Leptosphaeria Nashi* (K. Hara) Sacc., *Leptosphaerella Nashi* K. Hara, 6598

Morbi arbor. fruct. jap. p. 144, fig. 18. — Maculis minutis, griseis, epiphyllis, dein inerescentibus, subcircularibus et arescendo centro dealbatis; peritheciis epiphyllis globosis v. subglobosis, 80-120  $\mu$  diam., initio epidermide velatis, membranaceis, contextu cellulis 5-10  $\mu$  diam., atro-brunneis; ostiolo papillato; ascis clavato-cylindraceis, apice rotundatis, stipitatis, 8-sporis, 45-52  $\times$  6-7, paraphysatis; sporidiis biseriatis, fusoides, 3-septatis, e flavido brunneis, 10-12  $\times$  3-4; pycnidiis perithecio similibus; sporulis ellipsoideis, utrinque rotundatis, hyalinis, 3-4  $\times$  1,5-2.

*Hab.* in foliis *Pirsineusis* (Rosaceae), Prov. Mino, Kawanye, Japonia (K. HARA, 1914).

71. *Leptosphaeria pusilla* (Speg.) Sacc., *Leptosphaerella pusilla* Spegaz., 6599

Fungi Costaric. nonn., in Bol. Ac. Nac. Cienc. Cordoba, t. 23., 1919,

Extr. p. 196.—Maculae amphigenae determinatae, 2-10 mm. diam., orbiculares totae opacae, centro albo-cinereae, ambitu obscurae fusco-ferrugineae, extra margines areola flavido-pallescente indefinita latiuscula cinctae; perithecia epiphylla in centro macularum paucæ, pusilla, 75-100  $\mu$  diam., epidermide tecta ac vix prominula, latiuscule pertusa, olivacea, membranacea, parenchymatica; ascis e cylindraceo obclavati, apice obtuse rotundati, basi breviter crasseque pedicellati, octospori, aparaphysati, 25-40  $\times$  9-12; sporae oblique distichae v. conglobatae, anguste elliptico-fusoideae, utrinque acutiuscule rotundatae, 5-septatae, ad septum medium tantum leniter constrictae, rectae v. vix inaequilaterales, hyalinae [?].

*Hab.* frequens in foliis vivis *Coffeae* sp. (Rubiaceae), in agris prope Tuis Costarica, America trop.

72. **Leptosphaeria Bornmülleri** Jaap, Ann. Mycol. 14., 1916, p. 15. — 6600

Peritheciis sparsis, paucis, subcutaneo-erumpentibus, nigris, globosis, 300-350  $\mu$  diam.; ascis tereti-clavatis, apice rotundatis, subsessilibus, 70-90  $\times$  12-15, octosporis, serius magis elongatis; sporidiis longe fusoideis, saepius curvulis, inaequilateris, 28-34  $\times$  6,7, initio hyalinis, 4-cellularibus, demum laete flavis et 6-cellularibus, loculis binis submediis brevioribus, non crassioribus, vix constrictis, eguttatis, distichis; paraphysibus filiformibus, copiosis, 2  $\mu$  cr.

*Hab.* in foliis emortuis *Rubiæ peregrinae* (Rubiaceae), in peninsula Lapad pr. Ragusam Dalm. (BORNMÜLLER).

73. **Leptosphaeria fagaricola** (Speg.) Sacc., *Leptosphaerella fagaricola* 6601

Speg., Mycet. Argent. VI, Anal. Mus. Nac. Buenos Aires XXIII p. 56 (1912).—Maculis majusculis, determinatis, amphigenis, arescentibus, sordide fusciscentibus; peritheciis epiphyllis, sparsis vel hinc inde densiuscule gregariis, parenchymate immersis, dein erumpentibus, lenticularibus, 100-120  $\mu$  diam., atris, tenuissime membranaceis, ostiolo non vel vix papillato pertusis, contextu parenchymatico parum distincto, olivaceo; ascis subcylindraceis, brevissime crasseque pedicellatis, 35-60  $\times$  12-15, aparaphysatis, rarissime paraphyse uno alterove filiformi commixtis, octosporis; sporidiis oblique distichis, cylindraceis, rectis vel vix inaequilateris, biseptatis, leniter constrictis, primo hyalinis dein fuliginis, 18-20  $\times$  5-6, loculis aequilongis, eguttulatis.

*Hab.* in foliis languidis *Fagariae cujabensis* (Rutaceae), in silvis prope Puerto León, Argentina.

74. **Leptosphaeria huthiana** Staritz, Verh. Bot. Ver. Brandenb., LV 6602

(1913) p. 79. — Peritheciis minutis, laxè sparsis, parenchymate im-

mersis, ostiolo papillulato tantum erumpentibus; ascis ellipsoideo-ovoideis, basi pedicellato-attenuatis sed non proprie stipitatis (mensuris desunt); sporidiis oblongo-fusoideis, obsolete 4-cellularibus, medio parum constrictis, luteis, curvulis, 36-45  $\times$  4-4,5.

*Hab.* in foliis *S p a r g a n i i r a m o s i* (Sparganiaceæ), prope Coswig i. A., Anhalt, Germania.

75. **Leptosphaeria punctillum** Rehm, *Ascom. exsicc. fasc. 50 n. 1993*, 6693  
*Ann. Mycol.* X, 1912, p. 356. — Peritheciis in foliis plane dealbatis numerosissimis, innatis, globulosis, demum papillula vix conspicua emergentibus, 0,1-0,12 mm., glabris, nigris, fusce parenchymatice contextis; ascis late ellipsoideis, apice rotundatis, vix stipitatis, 50-60  $\times$  12-15, octosporis; sporis fusoideis, utrinque acutatis, rectis v. subcurvatis, 5-dein 7-septatis, quaque cellula 1-guttata, medio vix constrictis, nulla cellula prominente, dilute flavidulis, 30-35  $\times$  5-6, tristichis; paraphysibus filiformibus, septatis, 1-2,5  $\mu$  lat.

*Hab.* ad folia *T y p h a e l a t i f o l i a e* (Typhaceæ), London Ont. Canada, Amer. bor. (DEARNESS).

76. **Leptosphaeria ulmicola** Massa in Ferraris e Massa, *Ann. Mycol.* 6604  
 X, 1912, p. 287, tav. IV, fig. 4,<sup>1-3</sup>. — Maculis variis plerumque irregulariter elongatis, arescendo brunneo-fusco-marginatis et zonis interruptis aurantiacis cinctis, centro aridis et tunc perforatis v. irregulariter laceratis; peritheciis membranaceis paucis, sparsis, in centro griseo macularum, hypophyllis, atris, ostiolo prominulo, plerumque 140  $\mu$  diam.; ascis 35-40  $\times$  12, cylindrico-obtusis; sporidiis monostichis, oblique dispositis, fusoideis, fuscis, uno latere magis incurvatis, plerumque 6-7 septatis, ad septa constrictis, pluriguttulatis, 31-35  $\times$  4.

*Hab.* in foliis *U l m i c a m p e s t r i s* (Ulmaceæ), Alba, Italia bor.

### III. Subgen. *Xenosphaeria* Trev. - Species lichenicolæ

77. **Leptosphaeria Crozalsii** Vouaux, *Bull. Soc. Mycol. Fr.* 1913, p. 6605  
 120. — Peritheciis numerosissimis sparsis v. 4-15 gregariis et maculas nigrescentes indeterminatas 1-2 mm. latas efformantibus; immersis apice v.  $\frac{1}{4}$  emergentibus, ostiolo umbilicato praeditis, subsphaeroideis v. late ovoideis, nigris, 150-400  $\mu$  latis v. plerumque 200-300  $\mu$ ; contextu obscuro, pseudoparenchymatico, e cellulis valde irregularibus 5-7  $\mu$  cr. et crasse tunicatis quandoque polygoniis quandoque elongatis et sinuosis efformato; mycelio araneoso brun-

neo superficiali quandoque connexis; ascis clavatis breviter pedicellatis, apice late rotundatis, apice tunica crassiori praeditis, 73-90  $\times$  16-19, primum octosporis dein tetrasporis; paraphysibus numerosis filiformibus, sinuosis, septatis, ramosis et anastomosantibus ascos parum superantibus, 1,50 1,75  $\mu$  cr.; sporidiis primum distichis hyalinis continuis, quandoque uniseptatis, maturis late ellipsoideis, brunneis, triseptato-constrictulis, utrinque latissime rotundatis, loculo mediano submajori, 16-24  $\times$  7-10,5.

*Hab.* in thallo *Aspiciliae calcareae* (Lichenes), « Garrigue du Roy », prope Béziers, Herault, *Placeodii theicholyti* (Lichenes), Béziers Hérault, Gallia (A. DE CROZALS).

78. **Leptosphaeria galligena** Keissler, Beih. d. Bot. Centralbl. Bd. 37., 6606  
II Abt., 1920, p. 274.— In pagina superiore thalli lichenis gallas globosas, rugosas, nigras, interdum rhizoidibus sparsis instructas, numerosas, gregarias, pedicellis (+ 2) brevibus suffultis (2-4 mm. diametro) formante; pyrenidiis gallis insidentibus, immersis, sat numerosis (usque ad 10) sparsis, subglobosis, nigris, ca. 200-250  $\times$  270-300 metientibus, contextu parenchymatico (cellulis parvis), ca. 75  $\times$  15-20 metientibus; sporidiis ellipsoideis, plerumque subcurvatis, saepe inaequilateralibus, nigro brunneis, 3-septatis (raro 2-vel 4-septatis), septis constrictis, etiam junioribus eguttulatis, oblique 1-vel 2-seriatis, ca. 21-27  $\times$  12.

*Hab.* in thallo *Parmeliae atratae* Zahlbr. (Lichenes), in silva Kaholnamano in ins. Sandwicensi, Kanai (J. F. ROCK).

79. **Leptosphaeria peltigerea** (Merrill) Vauaux, Bull. Soc. Mycol. Fr. 6607  
1913 p. 119, *Trypethelium* (Melanotheca) *peltigereum* Merrill, Lich. exs. n. 85.— Peritheciis in thallo pustuliformi inflato verruciformi et 0,4-1 mm. lato immersis gregariisque, peritheciis demum ostiolo umbilicato prominulis nigris late ovoideis 130-200  $\mu$  lat.; contextu obscure brunneo, e cellulis polygoniis minutis 3  $\mu$  cr. efformato; ascis cylindraceutis v. cylindraceuto-clavatis, late breviterque pedicellatis, tunica crassa praeditis, plerumque tetrasporis, 70-90  $\times$  15-18; paraphysibus numerosis, parum septatis, ramosissimis et saepe anastomosantibus, filiformibus, 1,25 1,5  $\mu$  crassis apice 2  $\mu$ ; sporidiis monostichis primum hyalinis simplicibus dein 1-septatis demumque 3-septato-constrictis brunneis, loculis extremis pallidioribus, forma irregularibus plus v. minus inenrvatis subfusioideis v. subelaviformibus utrinque rotundatis loculis mediis crassioribus, 23-25  $\times$  6-8,5.

*Hab.* in thallo *Peltigerae* sp. (Lichenes), in insula Jamaica, America Centr. (MISS C. E. CUMMINGS).

**POCOSPHERIA** Sacc. — Syll. II p. 32, XI p. 325, XIV p. 571, XVI p. 518, XXII p. 235.

1. **Pocosphaeria Anonae** Rangel, Bol. Agric. Sao Paulo 1915 p. 315, 6608 tab. V fig. 8-12. — Maculis amphigenis, 0,5-3 mm. diam., saepius confluentibus, majoribus sinuosisque superne pallescentibus et margine atropurpureo cinctis, inferne atro-brunneis dein fuscis. Mycelio in parenchymate evoluto, ramoso, noduloso, brunneo, hyphis fertilibus erectis, concoloribus, simplicibus, plerumque flexuosis, septatis, 30-90  $\times$  1,5-4; conidiis ovatis, dein fusiformibus, rectis vel leniter incurvatis, utrinque obtusiusculis, 1-6-septatis, pallide brunneis, 8-22  $\times$  2-4; peritheciis amphigenis, membranaceis diu epidermide velatis, dein erumpentibus, papillatis, 70-100  $\mu$  diam., olivaceis; setulis circa ostiolum sitis, rectis vel incurvatis, septatis, 30-60  $\times$  3-5, obscure fuliginosis; ascis cylindratis vel clavatis, plerumque incurvatis, breviter pedicellatis, octosporis, paraphysatis, 44-60  $\times$  3-5; sporidiis distichis fusiformibus, 3-4 septatis, ad septa constrictis, loculo superiore penultimo crassiore et paulum prominente, pallide olivaceis, 16-20  $\times$  3-4.

*Hab.* in foliis vivis *Anonae reticulatae* (Anonaceae), Mimoso, St. Espirito-Santo, Brasiliae.

2. **Pocosphaeria pellita** Sacc. — Syll. II, 41 (in *Leptosphaeria*) — var. 6609 **cirsiicola** Grove, Journ. of Bot. LIV, 1916, p. 186. — Peritheciis gregariis v. seriatis, primo epidermide ostiolo papillato perforata velatis, dein epidermide corticeque excussis denudatis, depressosphaericis, atris, undique ostiolo excepto pilis copiosis rigidis radiantibus septatis olivaceo-nigricantibus obsessis, pilis sursum pallidioribus, 200-300  $\times$  3; ascis clavatis, breviter crasseque pedicellatis, 80-100  $\times$  10-14, paraphysibus filiformibus copiosis, ca. 1  $\mu$  cr., pluriguttulatis obvallatis; sporidiis tristichis, fusoides, flavidis, 8-10-septatis, 45-56  $\times$  3-4, loculis 1-2-guttulatis, loculo tertio vel quarto inflato.

*Hab.* in caulibus emortuis *Cirsii arvensis* (Compositae), Glenariff, Hiberniae.

**PHAEOSPORA** Hepp. — Syll. XVI p. 519, XVII p. 718.

1. **Phaeospora Fritzei** Stein, Lich. Mader. et Mind. p. 8; Vouaux, Bull. 6610 Soc. Mycol. de Fr. 1913, p. 75. — Peritheciis carbonaceis, gregariis,  $\frac{1}{4}$  mm. latis, emergentibus; ascis late clavatis v. ventricosis, octosporis; paraphysibus brevibus, paraphysibus conglutinatis, filiformibus, brevibus, vix distinctis; sporis obscure flavo-brunneis v.

brunneo-nigris, ovoideis, triseptatis, 12-18  $\times$  6-8.

*Hab.* in thallo *Parmeliae saxatilis* (Lichenes), Torrinas (STEIN).

2. **Phaeospora hetaerizans** (Leight) Arn., Fl. 1874; Vouaux, Bull. Soc. Mycol. de Fr. 1913 p. 70. — Peritheciis immersis, dimidiatis, parvis, atris, ostiolo parvo praeditis; ascis octosporis; paraphysibus indistinctis; sporidiis angustis, utrinque rotundatis, brunneis, 3-septato-constrictulis, 19-25  $\times$  6-8.

*Hab.* in thallo *Verrucariae submersae* (Lichenes), Anglia (BORRER). — *Ph. parasiticae* proxima sed sporidiis majoribus et peritheciis non conformibus diversa.

3. **Phaeospora cacticola** F. L. Stevens, Trans. Illin. Ac. of Sc., v. X, 1917, p. 177. — Maculis 5-10  $\mu$  long. caules plus minus circumdantibus; peritheciis numerosis confertis 80-150  $\mu$  diam.; nigris ostiolatis maturis erumpentibus; ascis e oblongis ellipsoideis, 60-75  $\times$  13,25, tenuiter tunicatis, tetrasporis; sporis inordinatis e ellipsoideis oblongis, obtusis, 3-septatis, maturis obscuris, 34-37  $\times$  9.

*Hab.* in caulibus *Rhipsalidis cassythae* (Cactaceae), Monte de Oro prope Cayey, Porto Rico, America Centr. — Hyphae mycelicae obscure brunneae, 7-9  $\mu$  cr.

**PSEUDOPHYLLACHORA** Spegaz., Fungi Costaric. nom., in Bol. Ac. Nac. Cienc. Cordoba, t. 23., 1919, Extr. p. 194. — Stromata biophila amphigena, extus nigricantia, laevia, intus e substantia parenchymatis foliorum vix modificata subsuberosa ochracea repleta; perithecia globulosa, pariete propria membranacea atra praedita, in pulpa stromatis nidulantia sed plane heterogenea, ostiolo epidermidem et crustam stromaticam externam perforante non v. vix protuberante donata; ascis octospori, aparamphysati; sporae subcylindraceae 1-septatae, hyalinae. Genus habitu ext. Dothideaceis phyllogenis simillimum sed stromate intus heterogeneo atque peritheciis pariete propria vestitis eximie recedens ac Clypeosphaeriaceis adscribendum.

1. **Pseudophyllachora Tonduzi** Spegaz., l. c. cum icon. — Stromata suborbicularia amphigena, 2-5 mm. diam. centro atra, ambitu vix erenulata rufescentia, parum e substrato prominula, plana v. lenissime colliculosa; perithecia numerosa discreta pusilla 70-80  $\mu$  cr. in stromatum periphaeria subcircinantia, ostiolo minuto ad hypophyllum erumpentia, extus glabra; ascis subfusoides 35-40  $\times$  2-3; sporae distichae utrinque obtusissime rotundatae, ad septum medium non

v. vix constrictæ, laeves, 8-12 × 2-3.

*Hab.* communis et copiosa in foliis vivis *Pieramniae boplandiana* (Simarubaceae), in silvis prope San José, Costa Rica, America trop.

**NEOVENTURIA** Sydow, Ann. Mycol. 17., 1919, p. 44.— Ita vocandum 6614  
est gen. *Venturiella* Speg. 1909 (Syll. XXII p. 236) nec *Venturiella*  
C. Müll. 1875 (Musci). — Spec. typ. *Neoventuria argentineis* (Speg.)  
Syd., Syll. l. c.

**MASSARIA** De Not.— Syll. II p. 2, IX p. 759, XI p. 319, XIV p. 561,  
XVI p. 510, XVII p. 732, XXII p. 236.

1. **Massaria plumigena** E. et E., in Syll. dehest — var. **tetraspora** Dearn. 6615  
et House, N. York St. Mus. Bull. n. 188, p. 35 (1916). — A typo  
differt sporidiis latioribus et magis variabilibus, 82 × 21; ascis te-  
trasporis 125-165 × 32-40; paraphysibus filiformibus et ascos su-  
perantibus.

*Hab.* in ramis emortuis *Viburni dentati* (Caprifolia-  
ceae), Albany, Sylvan Beach, Oneida Co. N. Y., Amer. bor. (H. D.  
HOUSE).

2. **Massaria Mori** J. Miyake, Mycologia, 9., 1917 p. 252 (ex Rep. Ser. 6616  
Seric. Stat., Tokyo, Dec. 1916, p. 310 tab. 17 f. 12-14). — Peritheciis  
peridermio ostioli extantibus perforato tectis, sparsis v. 2-3 con-  
gregatis, hyphis nigris coalescentibus circumdatis, globosis v. el-  
lipsoideis, 400-600 μ diam.; ascis (ex icone) crasse clavatis, circ.  
200 μ longis; sporidiis biseriatis, subfusioideis uno apice aentulis  
et crassius tunicatis; 3-septatis, ad septum medium tantum con-  
strictis, initio grosse nucleatis, dein guttulatis, flavido-brunneis,  
demum granulis minutis nigricantibus faretis, 55-70 × 18-23, strato  
gelatinoso obductis; paraphysibus fureatis, hyalinis, 2,3-3 μ cr. et  
ascis longioribus.

*Hab.* in ramis *Mori albae* (Moraceae), in Japoniae pluri-  
bus locis.

3. **Massaria phorcioides** J. Miyake, Mycologia 9., 1917 p. 251 (ex Rep. 6617  
Seric. Stat., Tokyo, Dec. 1916, p. 316, tab. 16 f. 4-5). — Peritheciis  
sparsis, subcutaneis sphaericis v. ellipsoideis, 250-300 × 200-250,  
ostiolo dehiscens; contextu parenchymatico nigricante; ascis  
clavatis v. subellipsoideis, paucis, 110-140 × 35-42, breviter stipi-  
tatis, 8-sporis; sporidiis fusiformibus, atro-flavido-brunneis, initio  
1-septatis et 3-5-nucleatis, demum 4-, rarius 3-5-septatis, medio

septo constrictis, 45-52  $\times$  19-22, strato gelatinoso obvolutis; paraphysibus filiformibus, obtusis, intus granulosis.

*Hab.* in ramis *Mori* *albae* (Moraceae), probabiliter parasitica, in Sinae et Japoniae pluribus locis.

4. **Massaria moricola** J. Miyake, Fungi jap. moric. 1917 t. I p. 9-10-11 6618 (japonice).

*Hab.* in ramis *Mori* (Moraceae), in Japonia. — Ex icone: perithecia globoso-depressa, tecta, ostiolo papillato vix erumpenti, 400-450  $\mu$  lata, excipulo crasso, nigro; asci fusoides breviter stipitati, 140  $\times$  20; sporidia disticha fusoides-oblonga, utrinque rotundata, grosse 4-guttata, fuliginea, 3-septata, ad septum medium leviter constricta, 30  $\times$  12-13, strato mucoso obsoleto.

5. **Massaria bataanensis** Rehm, Ascom. Philippin. VIII, in Leaflet. of 6619  
Philipp. Bot. VIII, 1916, p. 2951. — Perithecia cortici immaculata innata, dispersa, globosa, hemisphaerice prominentia, minutissime papillulata, atra, glabra 0,5 mm. lata, parenchymatice crasse contexta; ascis clavatis crasse tunicatis apice rotundatis, -120  $\times$  20, 8-sporis; J-; sporis ellipsoideis utrinque rotundatis, medio paullulum constrictis, 4-cellularibus, cellulis mediis rhomboideis, apicalibus triangularibus, dilute flavidulis, dein brunneis, strato mucoso carentes, seniles corrugatae, -25  $\times$  15, 1-2 stichae. Paraphyses copiosae filiformes 1  $\mu$  circiter cr.

*Hab.* ramum *Eugeniae bataanensis* (Myrtaceae), Mt. Maquiling, Ins. Philipp. (C. F. BAKER).

6. **Massaria Bolivarii** Gz. Fragoso, Bol. R. Soc. esp. Hist. nat. XVII, 6620  
1917, p. 303, fig. 1. — Peritheciis sparsis, immersis, globosis, 350  $\mu$  diam., vix papillatis, subcoriaceis; ascis clavato-oblongis 121  $\times$  24, breviter pedicellatis, crasse tunicatis, apice rotundatis, copiose filiformi-paraphysatis; sporidiis in eodem perithecio biformibus, junioribus fusoides 1-5-septatis, crasse 2-6-guttatis, muco hyalino obvolutis, 18-21  $\times$  5-6 (sine muco), demum (maturis) oblongis subfusoides fuscis, utrinque rotundatis, 25-30  $\times$  9-11, crassiuscule tunicatis, 25-30  $\times$  9-11, quinquesepatis, ad septum medium fortiter constrictis, ad latere vix constrictis, muco non v. vix obductis, loculis plerumque guttulatis.

*Hab.* in foliis emortuis *Chamaeropsis humilis* (Palmae), pr. Malaga, Hispaniae (C. BOLIVAR).

7. **Massaria Platani** Ces. (1842) = *M. atroinquinans* B. et Curt. (1876) — 6621  
Syll. Fung. II p. 6 et 8. — Sacc., Notae Myc. (Acc. Pad. 1917), p. 160.

*Hab.* in ramis corticatis *Platanii* (Platanaceae), Rigny (FLA-  
GEOLET).— Sporidia oblonga, sursum paullo crassiora 3-septata, in-  
ferne 1-septata, 55-60  $\times$  17-20, fuliginea, initio strato mucoso obducta.

8. **Massaria pomacearum** v. Höhnelt, Ber. deutsch. bot. Ges. XXXV, 6622  
1917, p. 252. — Sporidiis magnis, 30-39  $\times$  11-13.

*Hab.* in *Crataego* (Rosaceae), Austria.

**CLYPEOSPHAERIA** Fuek.— Syll. II p. 90, IX p. 798, XI p. 326, XIV  
p. 572, XVI p. 518, XVII p. 732, XXII p. 239.

1. **Clypeosphaeria Gigantochloae** Rehm, Ascomyc. Philipp. V, Leaflets 6623  
of Philipp. Botany, VI (1914) p. 2204.— Peritheciis sparsis, culmo  
semiglobose elato ibique atrato innatis, globosis, glabris, papillula  
minima prominente praeditis, 0,5 mm. diam., membranaceo-contex-  
tis; ascis clavatis, sessilibus, apice rotundatis, 80  $\times$  10; paraphy-  
sibus ramosulis 1  $\mu$  cr.; sporidiis distichis, fusiformibus, rectis,  
utrinque acutatis, primitus hyalinis, medio septatis, dein 3-septatis,  
guttatis, non constrictis, fuscidulis, 22-25  $\times$  5.

*Hab.* in culmo *Gigantochloae* (Graminaceae), emortuae,  
Luzon, Prov. Laguna, Los Baños, ins. Philipp. (C. F. BAKER).

2. **Clypeosphaeria nigrificans** Syd., Ann. Mycol. 15., 1917, p. 209. — 6624  
Perithecia in culmo longe lateque atrato plus minus aequaliter  
densinseculaque dispersa, immersa, epidermide atrato tecta, lenticu-  
laria, 0,75-1,5 mm. diam., 300-500  $\mu$  alta, papillula atra mediocri  
tantum erumpente; ascis cylindraceo-clavatis, fere sessiles, 80-100  
 $\times$  17-21, octospori, paraphysati; sporae distichae, fusoidae, utrin-  
que acutatae, fuligineae, primitus medio 1-septatae, dein 3-septatae,  
non constrictae, 33-37  $\times$  7-8.

*Hab.* in culmis *Schizostachyi* emortuis (Graminaceae),  
Mt. Maquilang, Laguna Ins. Philipp. (C. F. BAKER).

3. **Clypeosphaeria bakeriana** Rehm, Ascom. Philipp. VIII, in Leaflet 6625  
of Philipp. Bot. VIII, 1916, p. 2948. — Perithecia gregaria, cortici  
immutato innata globulosa, peridermii clypeo atro orbiculari ob-  
tecta, hemisphaerice prominentia minutissime papillulata, glabra,  
carbonacea, -2 mm. lata 1,5 mm. alta; ascis cylindraceutis -170  $\times$  15,8-  
spori; sporae oblongae, utrinque rotundatae, medio septatae non  
constrictae, utraque cellula guttis 2 oleosis magnis praeditae, hya-  
linae, demum obscure fuscae, 3-septatae, 30  $\times$  12, 1-stichae. Para-  
physes plurimae, tenerrimae, 1  $\mu$  circiter cr.

*Hab.* ad ramulos *Eugeniae batanensis* (Myrtaceae);  
Mt. Maquilang. Ins. Philipp. (C. F. BAKER). — Forma minus evo-

luta, ad corticem *Grewia estylocarpa* (Tiliaceae), ibidem (C. E. BAKER). — Praeclara pulchra species, juxta *Clypeosph. euphorbicolam* P. Henn. ponenda et ad *Clyp. massariosporam* vergens (*Starbeckiella* Saec.).

4. *Clypeosphaeria ambigua* v. Höhn., Fragm. z. Mykol. XVII (anno?). — 6626  
P. Strasser. Verh. zool.-bot. Ges. Wien 69., 1919, p. 363. — Descriptio desideratur.

*Hab.* in ramis siccis *Clematidis Vitalbae* (Ranunculaceae), Austria.

**MELANOMMA** Nits. et Fuck. — Syll. II p. 98, IX p. 801, XI p. 327, XIV p. 573, XVI p. 522, XVII p. 733, XXII p. 241.

1. *Melanomma Bubakii* Rehm ap. Bubák, Ann. Naturh. Hofmus. Wien 6627  
XXVIII (1914) p. 195. — Peritheciis sparsis, innatis dein emergentibus, globosis, basi applanatis, 200-300  $\mu$  diam., nigris, nitidis, sclerotioideis non collabentibus, excipulo crasso pseudoparenchymatico, cellulis extus fuscis intus hyalinis; ascis cylindraceutis, rectis, basi breviter pedicellatis, apice rotundatis, octosporis, 80-120  $\times$  9-13, paraphysibus filiformibus 2  $\mu$  cr. obvallatis; sporidiis monostichis, fusiformibus, apice superiore plerumque obtusis, 3-septatis, ad septa constrictulis, subfuscis, 20-24  $\times$  7-9.

*Hab.* in caulibus emortuis *Campanulae strictae* (Campanulaceae), in monte Nimrud Dagh, Taurus Cataonienis, Kurdistania occid., alt. 2200-2250 m.

2. *Melanomma subandinum* Speg., Mycet. Argent. VI, Anal. Mus. Nac. 6628  
Buenos Aires XXIII p. 58 (1912). — Peritheciis sparsis vel hinc inde gregariis, saepe subseriatis, superficialibus, basi tantum matrice cinerascenti-dealbata insculptis, globulosis, 180-250  $\mu$  diam., papillato-ostiolatis, carbonaceis, atris, levibus vel vix rugulosis, ostiolo valide conoideo, rarius compresso sublophiostomaceo, per aetatem deciduo, contextu indistincto; ascis cylindraceutis, breviter pedicellatis, 125-130  $\times$  15-16, paraphysibus filiformibus sat longioribus copiose cinctis; sporidiis oblique monostichis, fusoides, utrinque acutis, 3-septato-constrictis, fuliginosis, 26-28  $\times$  9-10, loculis aequilongis grosse 1-guttatis.

*Hab.* in ramis crassioribus languidis *Atriplicis pamparum* (Chenopodiaceae), in montanis Potrerillos prope Mendoza, Argentina. — Species a *M. andino* Speg. sporidiis acutis, a *M. eacheutense* Speg. sporidiis semper 3-septatis recedens, sed facile unius speciei omnes formae.

3. **Melanomma Ebeni** Gz. Fragoso, Bol. R. Soc. Españ. Hist. nat. t. 6629  
18., 1918. p. 78. — Peritheciis numerosis, sparsis vel laxe gregariis, adnatis vel basi subimmersis, globosis vel subglobosis, atris, indistincte parenchymaticis, vel subcarbonaceis, 170-250  $\mu$  diam., 160-180  $\mu$  alt., ostiolo cylindraceo, crassinuculo, 50-70  $\mu$  long., 45-65  $\mu$  crass., apice non vel vix incrassato, obtuso-rotundato, poro minuto, pertuso; ascis cylindraceis vel cylindraceo-clavatis, 90-110  $\approx$  14-18, in pedicello brevi subattenuatis, paraphysibus obsoletis; sporidiis monostichis, prope apicem subdistichis, olivaceo-fuliginosis, oblongis, rectis, 16-22  $\approx$  7-9, 3-septato-constrictis eguttulatis.

*Hab.* in spinis emortuis *Ebeni stellatae* Boiss. (Ebenaceae), prope Kouh-Cherri, Persia (FERD. MARTINEZ DE LA SCALERA). — An potius *Coniothyrio Ebeni* Gz. Frag., et *Hendersonia Ebeni* Gz. Frag., metag. connex. — *Melanommati longicollis* Sacc. proxima, a *Melanommati Bubakii* Rehm diversissima.

4. **Melanomma Caesalpiniae** P. Henn., Hedw. vol. 48. (1908) p. 107. — 6630  
Peritheciis in caespitulis rotundato-pulvinatis gregariis, superficialibus, atris, globulosis, papillatis, carbonaceis, 160-200  $\mu$  diam.; ascis clavatis, apice rotundatis, octosporis, 40-60  $\approx$  7-10, paraphysibus filiformibus 1.5-2  $\mu$  cr. obvallatis; sporidiis subdistichis, oblongis, obtusis, cinnamomeis, 3-septatis, vix constrictis, 10-15  $\approx$  4-5.

*Hab.* in ramis emortuis *Caesalpiniae cearensis* (Leguminosae), hort. botan. Goeldi, Parâ, Brasilia (BAKER).

5. **Melanomma philippinense** Sydow, Philipp. Journ. of Sc., Sect. C., 6631  
v. 9., n. 2, 1914, p. 167. — Peritheciis sparsis, solitariis, subsuperficialibus, e basi lata conoideis, 0.5-1 mm. diam., atris, carbonaceis, distincte papillatis, glabris, opacis; ascis cylindraceis vel cylindraceo-clavatis, apice obtusis et incrassatis, 140-180  $\mu$  longis, 17-22  $\mu$  latis, octosporis; paraphysibus copiosissimis, filiformibus, 1  $\mu$  crassis; sporidiis oblique monostichis usque subdistichis, in superiore asci parte saepe recte monostichis, fusiformibus, utrinque obtuse attenuatis primo 1-septatis, dein 3-septatis, ad septum medium tantum constrictis, dilute fuscis, 30-38  $\mu$  longis, 10-11  $\mu$  latis.

*Hab.* ad truncos dejectos, Taytay, in ligno decorticato *Fragariae fragrantis* (Loganiaceae), Lake Manguao (Palawan), Ins. Philipp. (MERRILL).

6. **Melanomma purpurascens** Peyronel, Mem. R. Acc. delle Scienze di 6632  
Torino. Ser. II, tom. LXVI, 1916. p. 20 extr. — Peritheciis sparsis vel laxe gregariis, maculas atropurpureas in ligno inducentibus,

vix basi insculptis, sphaeroideis vel plerumque leniter depressis, ostiolo applanato praeditis, in vetustate aliquantulum collabescentibus et apice incavatis, primum obscure purpureis, dein purpureo-atris, opacis vel apice tantum nitentibus, minute rugulosis, 250-350  $\mu$  diam., excipulo crassiusculo, carbonaceo, contextu intense atro-purpureo, nucleo purpurascenti; ascis cylindræis vel cylindræo-clavatis, apice rotundatis et lumine contractis, breve pedicellatis, octosporis, 85-95  $\times$  7-8, immaturis plasmate purpureo faretis, paraphysibus filiformibus, simplicibus, ascos subaequantibus obvallatis; sporidiis monostichis v. raro prope asci apicem subdistichis, forma ludibunda, subcylindræis, obtuse fusoideis vel varie obovatis, triseptatis, rarissime quadriseptatis vel etiam uniseptatis, ad septa constrictis, interdum loculo secundo septo longitudinali praedito, fusco-melleis, plasmate purpurascenti faretis ideoque diluta rubedine plus minusve tinctis, 10-14  $\times$  4-6 (plq. 12  $\times$  5).

*Hab.* in ramo dejecto, semidecorticato *Fraxini excelsioris* (Oleaceae), Riclaretto (loco dicto Serre, 1100 m. alt.) in Vallis Valdensibus Pedemontii, Italia bor. — *A. M. rhodomelo* et *M. sanguinario*, maculas rubescentes in substrato etiam inducentibus, differt sporidiis minoribus et pigmento purpureo quo totus fungillus imbutus est.

7. **Melanomma mindorense** Rehm, *Ascomyc. Philipp. III*, in *Philipp. Journ. of Sci. VIII* (1913) p. 401. — Peritheciis gregariis, sessilibus, modo basi innatis, conoideis, vix papillulatis, glabris, nigris, subcarbonaceis, 500-800  $\mu$  lat.; ascis clavatis, apice rotundatis, octosporis, 150  $\times$  8 circ., paraphysibus filiformibus septatis obvallatis; sporidiis distichis, ellipsoideis, 3-septatis, cellula tertia latiore, quaque cellula 1-guttata, ad septa subconstrictis, primitus hyalinis demum fusco-luteis, interdum cellulis apicalibus dilutioribus, 30-33  $\times$  10.

*Hab.* in *Arenga mindorense* (Palmae), emortua, Luzon, Prov. Laguna, Los Baños, ins. Philipp. (E. B. COPELAND).

8. **Melanomma medium** Sacc. et Spég. — in *Sacc., Syll. II* p. 104 — var. **Calligoni** Rehm, in *Ann. Mycol., IX*, 1911 p. 369 et in *Tranzsch. et Serebrian., Mycoth. Ross. fasc. III-IV*, an. 1916, n. 172. — Perithecia in cortice dealbato gregarie sessilia, conoidea, basi epidermide innata, ostiolo papillato obtuso, distincte pertuso, minute verruculosa, atra, perithecio crasso, 0,2-0,5 mm. in diam., haud carbonacea, foveolam relinquentia. Asci clavati vel subcylindræi, 90-100  $\times$  12, 4-8 spori. Sporae oblongae, utrinque obtusae, primi-

tus medio, dein 3-septatae, cellula secunda latiore, ad septa subconstrictae, flavo-fuscululae demum fuscae, 15-18  $\times$  5-7, 1-2 stichae. Paraphyses subramosae 1  $\mu$  cr.

*Hab.* ad caules *Calligonii erinacei* Borscz. (Polygonaceae), Prov. Turgai, Turkestan (ANDROSSOW). — A typo imprimis differt sporidiis brevioribus.

9. **Melanomma citricola** Syd. et Butl., Ann. Mycol. IX, 1911, p. 405. — 6635

Peritheciis sparsis v. hinc inde paucis aggregatis, subsuperficialibus, hemisphaericis v. conico-hemisphaericis, superne truncatis, atris, nitidulis, carbonaceis, glabris, levibus, 250-400  $\mu$  diam., ore circulari majusculo praeditis; ascis cylindraceutis v. cylindraceuto-clavatis, rectis v. curvulis, apice obtusis, breviter pedicellatis, 85-95  $\times$  14-15, octosporis; paraphysibus numerosis, longis filiformibus; sporidiis distichis, oblongis, rectis, utrinque rotundatis, 3-6-septatis, diu hyalinis, tandem dilute brunneis, 20-22  $\times$  7.

*Hab.* ad corticem *Citri medicae* (Rutaceae), Chittagong Indiae or. (R. SEN).

10. **Melanomma corticis** W. Kirschst., Krypt. Fl. Brandenb. VII p. 241 6636

(1911). — Peritheciis superficialibus, sparse gregariis, sphaeroideis, ostiolo brevi, obscuriore, facile deciduo praeditis, in siccio cupulato-collapsis, 200-300  $\mu$  diam., excipulo atro, tenui-coriaceo, basi hyphis brunneis vix 3  $\mu$  crassis obsesso; ascis cylindraceuto-clavatis, breve pedicellatis, sursum rotundatis, octosporis, 55-65  $\times$  7-8, paraphysibus filiformi-ramosis, tenuibus obvallatis; sporidiis distichis, ellipsoideis, rectis, interdum parum inaequilateris, utrinque rotundatis, 2-3-septatis (plerumque 3), ad septa leniter constrictis, luteo-brunneis, 12-13  $\times$  4-5.

*Hab.* in interiore parte corticis *Populi* (Salicaceae), Rathenow in Germania. — Affine *M. rhodomelo* sed minus, non rubrotingens et sporidiis minus septatis.

**TREMATOSPHAERIA** Fuck. — Syll. II p. 115, IX p. 811, XI p. 329, XIV p. 575, XVI p. 524, XVII p. 734, XXII p. 245.

1. **Trematosphaeria prominens** Sacc. et Trott., Ann. Mycol. XI, 1913, 6637

p. 416. — Peritheciis hinc inde dense gregariis, superficialibus, carbonaceis, nigris, globoso-hemisphaericis,  $\frac{1}{3}$ - $\frac{1}{2}$  mm. diam., sursum in ostiolum conicum obtusum sensim productis, hinc subconoidis, levibus, glabris; ascis cylindraceutis, 140-170  $\times$  14-16, in stipitem brevem sensim tenuatis, filiformi-paraphysatis, octosporis, apice rotundatis; sporidiis primum subdistichis, demum monostichis,

elongato-fusoideis, utrinque obtusulis, subaequilateris, 5-septatis, ad septa demum constrictis, 28-33-36  $\times$  9-11, olivaceo-fuscis.

*Hab.* in caule *Genista etunetanae* (Leguminosae), emortuo, Garian, Tripolitania.— Videtur affinis *Tremat. Passerinii* (Rab.) Sacc., Syll. IX, p. 812, sed statim dignoscitur peritheciis conico-prominentibus, non obtusis, sporidiis typice monostichis et paullo minoribus.

2. **Trematosphaeria Ischnosiphonis** P. Henn., Hedw. vol. 48. (1908), p. 6638 107.— Peritheciis innato-erumpentibus, gregariis, subhemisphaericis, atro-subcarbonaceis, minute ostiolatis, 0,5 mm. circ. diam.; ascis clavatis, apice rotundatis, vix stipitatis, octosporis, paraphysatis, 100-120  $\times$  12-15; sporidiis oblique monostichis vel subdistichis, oblongo-fusoideis, utrinque acutis, medio 1-septatis, constrictis, dein 3-septatis, biguttulatis, fuscis, 30-40  $\times$  5-7.

*Hab.* in vaginis emortuis *Ischnosiphonis* sp. (Marantaceae), Varzea pr. Rio Guauea, Pará (BAKER).

3. **Trematosphaeria Alexii** Vouaux ap. Harmand in Bull. Soc. Bot. Fr. 6639 LVI (1909) p. 213.— Peritheciis sparsis, basi immersis, rarins fere superficialibus, irregulariter sphaeroideis, 0,4-1 mm. diam., nigris; ascis cylindraccis; breviter stipitatis, crasse tunicatis, 200-250  $\times$  15-20, octosporis, paraphysibus filiformibus ramosis obvallatis; sporidiis oblique monostichis, cymbiformibus, utrinque leviter constrictis, primum hyalinis et didymis dein 4-loocularibus, 40-50  $\times$  10-12, singula cellula media fusca majoreque, singula extrema hyalina multoque minore, oculis magniguttatis.

*Hab.* in ramis *Oleae europaeae* (Oleaceae), in montanis Sétubal, Lusitania (CORDEIRO).— A caeteris speciebus oleicolis differt praecipue sporidiorum forma et mensuris.

4. **Trematosphaeria maquilingiana** Rehm, Asc. Philippin. VIII, in 6640 Leaflet of Philipp. Bot. VIII, 1916, p. 2952.— Perithecia dispersa, innato prorumpentia, semper ad basim epidermide arcte cineta, ex lata basi conoidea, ad apicem in papillulam brevem elongata, atra, glabra, 1-1,5 mm. lata et alta, carbonacea. Asci cylindraccii 140  $\times$  10, 8-sporei; sporae fusiformes, utrinque acutatae, rectae, 3-septatae, cellulis medianis longioribus, semper magniguttatae, non constrictae, fuscae, distichae, 35-40  $\times$  6-7. Paraphyses filiformes.

*Hab.* emortuum *Calamum* (? Palmae), in cacumine Mt. Maquiling, Ins. Philipp. (C. F. BAKER).

5. **Trematosphaeria persicino-tingens** v. Höhn., Fragm. z. Mykol. 843, 6641 in Stzgsb. Akad. Wiss. Wien CXXIII, 1, p. 99 (1914).— Perithe-

ciis atris, molli carbonaceis, immersis, globoso-depressis, plerumque transverse elongatis, 260  $\mu$  altis, usque ad 470  $\mu$  longis, ostiolo breviter cylindraceo, 50  $\mu$  lato praeditis, in maculis expansis, roseo-persicinis dense gregariis, ligno usque ad 1 mm. rubro-tincto immersis, macula atrata clypeiformi 1-1,5  $\times$  0,5 mm. tectis, excipulo 30-40  $\mu$  crasso, contextu indistincto; ascis copiosis, clavatis, pedicellatis, octosporis, 60  $\times$  20, paraphysibus gelatinosis dense obvallatis; sporidiis 2-3-stichis vel confertis, ellipsoideis, 4-ocularibus, ad septa constrictis, griseo-brunneolis, tabacinis vel olivaceo-brunneis, 15-17  $\times$  8-9, loculis internis crassioribus, extimis hemisphaericis.

*Hab.* in ligno siceo, ins. Palmyra, Polynesia (J. F. ROCK) — Sub quaque macula clypeiformi perithecia singula vel bina — Ad *Clypeosphaeriam* etiam vergit.

6. **Trematosphaeria ybbsitzensis** Strasser, Ann. Mycol. IX, 1911, p. 6642 82 (*Zignoella*). — Peritheciis globosis insidenti-subsuperficialibus, ostiolo conoideo praeditis extus fumosis et colore rubro-brunneo suffusis, 0,5-0,8 mm. diam.; ascis clavatis in pedicellum elongatum sensim angustatis, 120-160  $\times$  18-20; sporis distichis, hyalinis, obtuse fusoideis 4-septatis, in quoque loculo uniguttulatis, ad septa distincte constrictis, 35-40  $\times$  8, demum brunneis; paraphysibus numerosis ramosis.

*Hab.* in ligno putri mucido, Ybbsitz, Austriae inf. (P. LAMBERT).

**OHLERIA** Fuck. — Syll. II p. 96, IX p. 800, XVI p. 521.

1. **Ohleria aemulans** Rehm, Ann. Mycol. X, 1912, p. 392. — Peritheciis gregariis, sessilibus, ad basim subinnatis, nigris, glabris, plus minusve globulosis, breviter papillulatis, carbonaceis, 0,15 mm. diam.; ascis clavatis, apice rotundatis, circ. 120  $\times$  12-14, octosporis; sporis ellipsoideis, subacutatis, triseptatis, primitus cellulis 1-magniguttulatis, dein ad septa valde constrictis, fuscis, cellulis mediis demum fere rotundatis, extra ascum in cellulas singulas abeuntibus, 30  $\times$  6-8, strato gelatinoso tenui obductis, in asci superiore parte 2- inferiore 1-stichis; paraphysibus filiformibus, hyalinis, 2  $\mu$  cr.

*Hab.* in ligno decorticato arboris foliosi, Sonntagberg, Austria inf. (STRASSER). — *Oh. brasiliensi* Starb. proxima (= *O. insculpta* Atk. in Herb. Rehm).

**CHAETOSPHAERIA** Tul. — Syll. II p. 92, IX p. 799, XI p. 326, XIV

p. 572, XVI p. 521, XVII p. 736, XXII p. 249.

1. **Chaetosphaeria meliolicola** Sydow, Ann. Mycol. XII, 1914, p. 555. — 6644  
 Subiculo effuso, copioso. mycelium Meliolae dense amplectente, ex hyphis densissime contextis ramosis copioseque anastomosantibus pallide fuliginosis remote septatis 3-3,5  $\mu$  crassis composito; peritheciis in mycelio superficialibus, sparsis, globosis, 150-350  $\mu$  diam., minutissime papillatis, atris, opacis, tandem non v. parum collabescentibus, parte inferiore hyphis myceliis obtectis, coriaceis, contextu ex cellulis 14-18  $\mu$  diam. composito; ascis clavatis, subsessilibus, 80-100  $\times$  25-35, octosporis, aparaphysatis ut videtur; sporidiis distichis, oblongo-clavatis v. oblongis aut crasse cylindraceis, primitus 1-septatis, dein 2-3- tandem 4-5 septatis, fuliginosis, 40-54  $\times$  10-15, cellulis grosse 1-guttatis, aequalibus v. extimis minoribus, omnibus concoloribus, leniter constrictis.

*Hab.* parasitica in mycelio Meliolae sp. ad folia Aglaiae Llanosianae (Meliaceae), Angat prov. Balacan, Ins. Philipp. (M. RAMOS).

2. **Chaetosphaeria eximia** Sacc., Notae Mycol. XX, Nuovo Giorn. bot. 6645  
 it. XXIII, 1916, p. 202. — Subiculo late effuso olivaceo-nigricante, hyphis e perithecio radiantibus simplicibus, septatis, 400-500  $\times$  3-4, repentibus, parce tortuosis, fulvo-brunneis; peritheciis gregariis, superficialibus, globosis, leviter depressis, 500  $\mu$  diam., levibus, atro-nitidis, circa ostiolum leviter pallidis, basi hyphis subiculi cinctis, ostiolo rotundo 90-100  $\mu$  diam., papilla secedente aperto; ascis cylindraceis breviter tenuato-stipitatis, apice subrotundatis, filiformi-paraphysatis, 80-90  $\times$  9,5-10, octosporis; sporidiis distichis, fusiformibus, leviter curvis, utrinque acutis, 3-septatis, non constrictis, 25-30  $\times$  5-5,5, fusco-olivaceis, apicibus pallidioribus.

*Hab.* ad petiolos putrescentes Cocos nuciferae (Palmae). Los Baños, Ins. Philipp. — Imprimis subiculi et ostioli notis mox dignoscitur. Conidia non visa.

3. **Chaetosphaeria Puiggarii** Spegaz., Rel. Mycol. trop. etc., in Bol. Ac. 6646  
 Nac. Cienc. Cordoba, t. 23., 1919, Extr. p. 125. — Plagulis diffor-  
 mibus superficialibus, ambitu diffusis fere indeterminatis atro-fuliginosis suberustaceo-velutinis, hyphis tenuibus tortuosis septatis 10-150  $\times$  5 compositis, serius denudatis ac perithecia plus minusve conferta ostendentibus; peritheciis globulosis sessilibus parvis, 300-500  $\mu$ , eximie majusculaeque umbilicato-ostiolatis glabris, levibus opacis, carbonaceis; ascis subfusoides-clavulatis, apice rotundatis, deorsum longiuscule cuneato-pedicellatis, 120  $\times$  15 (pedicello

20-22  $\mu$  longo) paraphysatis, octosporis; sporidiis elongato-ellipsoideis, transverse 3-septatis, ad septum medium tantum constrictis, utrinque rotundatis, primo pulchre fuligineis pellucidis dein atris opacis, 20-22  $\approx$  7.

*Hab.* ad corticem trunci arboris ignoti in silvis prope Apiahy, Brasilia, America austr. (J. PUIGGARI).

**SPORORMIA** De Not. — Syll. II p. 123, IX p. 816, XI p. 329, XIV p. 577, XIV p. 526, XVII p. 737, XXII p. 250.

1. **Sporormia montana** Peyr., Mem. R. Acc. delle Scienze di Torino, 6647 Ser. II, tom. LXVI, 1916, p. 21 extr. — Peritheciis sparsis vel paucis hinc inde gregariis, 250-350  $\mu$  diam., globosis, atris, laevibus, nitidis, ostiolo non vel vix papillato praeditis, basi tantum insculptis; ascis aparaphysatis, longe pedicellatis, parte sporifera late clavata vel ellipsoidea, 40-60  $\approx$  18-24, pedicello filiformi 40-60  $\approx$  2-3; sporidiis umbrino-fuligineis, fasciculato-confertis vel irregulariter tristichis, cylindraceo-fusoideis, rectis vel curvulis, tetrameris, 25-30  $\approx$  6-7, localis duobus interioribus rotundato-euboideis vel rhomboidalibus, 6-7  $\mu$  diam., duobus extremis conoideis, 7-10  $\mu$  longis, omnibus facillime secedentibus.

*Hab.* in ligno marcescenti *Pruni Avium* (Rosaceae), Riclarretto (loco dicto La Müro, 1400 m. alt.) in Vallibus Valdensibus Pedemontii, Ital. bor. — Obs. Auct.: « Pulchra species, *Sporormiae Brassicae* Britten affinis; differt matrice aliena, peritheciis superficialibus, ascis sporidiisque crassioribus, loculis facillime secedentibus. A *Sp. ulmicola*, etiam lignicola, praecipue ob ascos et sporidia minora differt ».

2. **Sporormia fasciculata** Jensen, Fung. Fl. of Soil, Cornell Univ., Coll. of Agric., Bull. 315 (1912) p. 473, c. ic. — Peritheciis sparsis vel caespitosis, immersis, demum saepe subliferis, membranaceis, molliusculis, fragilibus, atris, opacis, 250-525  $\mu$  diam., ostiolo papillulato exserto praeditis; ascis octosporis, late clavatis, apice rotundatis, deorsum abrupte pedicellatis, 45-60  $\approx$  16-30, pedicello 30-40  $\mu$  longo, paraphysibus nullis immixtis; sporidiis fasciculatis, cylindraceo-moniliformibus, rectis vel curvulis, 3-septatis, ad septa alte constrictis, 25-30  $\approx$  4-7, initio hyalinis, demum atro-fuscis, opacis, loculis facile secedentibus.

*Hab.* e solo culta, Ithaca N. Y., U. S. A.

**MELOGRAMMA** Fr. em. Tul. — Syll. II p. 144, IX p. 824, XI p. 331,

XIV p. 579, XVI p. 527.

1. **Melogramma elongatum** A. Lor. Smith, Trans. Brit. Mycol. Soc., t. 6649 VI, P. II, 1918, p. 150. — Peritheciis subglobosis in stromatibus elongatis, angustis, congregatis vel solitariis, immersis vel prominulis, ca. 300  $\mu$  lat., ad apicem poro pertusis; paraphysibus filiformibus; ascis elongatis, 8-sporis; sporidiis uniseriatis, oblongo-ellipsoideis, apiculatis, plerumque rectis, fuliginosis, 18-30  $\approx$  5-10, 2-3 (inaequaliter)-locularibus, loculis hyalinis minutissimis apicalibus praeditis.

*Hab.* in ramis putridis, Perthshire, Anglia (C. MC INTOSH).

**PSEUDOVALSA** Ces. et De Not. — Syll. II p. 135, IX p. 820, XI p. 330, XIV p. 577, XVI p. 527, XVII p. 740, XXII p. 396.

1. **Pseudovalsa macrosperma** (Tul.) Sacc. — Syll. II, 139. — var. **fenestrata** 6650 Chenantais, Bull. Soc. Mycol. de Fr. XXXV, 1919, p. 124, fig. 18. — Peritheciis 5-600  $\mu$  cr., valsoideo-aggregatis aut sparsis, tectis, nigricantibus, globosis, collis convergentibus, ostioli obtusiusculis; stromate nullo; ascis cylindraceutis breve stipitatis 8-sp., 180-200  $\approx$  9-10, paraphysatis; sporidiis oblique monostichis, irregulariter ellipsoideis, fuscis, crasse murali divisis, loculis inaequalibus fere hyalinis, initio guttulatis dein punctatis, utrinque truncatis, appendiculis hyalinis rotundatis auctis. Sine appendiculis 30-32  $\approx$  16-18, eumque 37-45  $\mu$ .

*Hab.* in ramis corticatis Carpini (Betulaceae), Rigny-sur-Arroux, Gallia (FLAGEOLET).

**PHILONECTRIA** Hara, Bot. Mag. Tokyo v. 28., 1914, n. 332. — Stroma nullum. Perithecia caespitosa, globosa v. ellipsoidea papillato-ostiolata, carbonacea v. membranacea, nigra. Asci cylindraceuti-clavati, octospori paraphysati. Sporae ellipsoideae v. fusoidae, 3-septatae coloratae. Parasiticum in fungis. — An genus satis diversum a *Melanommate* v. *Gibberideae*?

1. **Philonectria variabilis** Hara, l. c., cum icon. — Solitaria v. caespitosa; peritheciis sphaeroideis v. subglobosis, ostiolo papillato praeditis, laevibus subcarbonaceis v. membranaceis, nigris, 250-300  $\mu$  altis 220-260  $\mu$  latis; ascis cylindraceutis, clavatis v. lanceolatis, stipitatis, octosporis, 80-96  $\approx$  6-9; paraphysibus filiformibus, hyalinis, 1-1,5  $\mu$  cr.; sporidiis distichis v. oblique monostichis, ellipsoideis v. fusoides, 3-septatis, ad septa non v. leniter constrictis, flavido-brunneis, 10-13  $\approx$  4-5. 6651

*Hab.* in sporodochiis, stromatibus et peritheciis *Nectriae variabilis*, Kawaue-mura prov. Mino, Japonia.

**GIBBERIDEA** Fuck. — Syll. II p. 132, IX p. 820, XVI p. 1136, XVII p. 739, XXII p. 251.

1. *Gibberideæ arthrophyma* Ch. E. Fairman, *Mycologia* 10., 1918, p. 6652 246. — Peritheciis dense caespitosis e cortice minute lacerata erumpentibus, globosis extus, rugosis centro ostiolato-umbilicatis, pallide nigris, 250-300  $\mu$  diam.; ascis clavato-cylindraceis apice rotundatis, breviter stipitatis, 8-sporis, 100  $\approx$  10-12; sporidiis irregulariter distichis, raro monostichis, oblongo-fusoideis 4-septatis, loculis tribus superioribus latioribus, loculo medio distincte crassiori, rectis v. curvis utrinque obtusis, primum hyalinis, demum flavis v. pallide brunneis, 20-23  $\approx$  7.

*Hab.* in caulibus vetustis *Chrysothamni graveolentis* (Compositae), Ute Park Colfax C., 2200-2900 m. alt., New Mexico, Amer. bor. (P. C. STANDLEY).

2. *Gibberideæ praeandina* Speg., *Mycet. Argent. VI, Anal. Mus. Nac.* 6653 Buenos Aires XXIII, p. 59 (1912). — Caespitulis minutis, encurbatarioideis, nigris, per corticis rimas erumpentibus; peritheciis in quoque caespitulo 3-8 dense congestis, globosis, 150-200  $\mu$  diam., ostiolo umbilicato perforatis, atris, coriaceis, glaberrimis, contextu indistincto; ascis cylindraceis, breviter pedicellatis, apice crassiuscule tunicatis, 110-120  $\approx$  12-14, pseudoparaphysibus densissimis coalescentibus cinctis, octosporis; sporidiis elliptico-fusoideis, rectis vel lenissime inaequilateris 3-septatis, ad septum medium tantum validiuscule constrictis, 24-26  $\approx$  6-8, eguttulatis, pallide fuliginis.

*Hab.* in ramis emortuis *Eupatorii saucechicoensis* (Compositae), in dunetis Potrerillos, prope Mendoza, Argentina.

3. *Gibberideæ? andina* Speg., *Mycet. Argent. VI, Anal. Mus. Nac.* 6654 Buenos Aires XXIII p. 59 (1912). — Caespitulis ligno denudato insidentibus, moriformi-hemisphaericis, 1-2 mm. diam., nigris, primo subiculo hyalino (an heterogeneo?) ex hyphis tenuissimis, 1,5  $\mu$  cr., dense ramulosis, conidiis parvis fusiformibus, arcuatis, 60-100  $\approx$  8-10, 5-7-septatis, concoloribus praeditis efformato; peritheciis dense constipatis, superne liberis, globoso-conoideis, acute papillatis, 150-250  $\mu$  diam., atris, carbonaceis, contextu indistincto; ascis cylindraceis, abrupte brevissime pedicellatis, 75-85  $\approx$  10-15, paraphysibus mucosis vix longioribus densiuscule obvallatis; sporidiis ellip-

tico fusoides, 3-septatis, ad septa, praecipue medium, constrictis, 17-20  $\approx$  7-8, e hyalino pallide fuliginis, loculis omnibus grosse 1-guttatis.

*Hab.* in ramis dejectis subputrescentibus *Tricyclae spinosae* (Nyctaginaceae), in dumetis Potrerillos prope Mendoza, Argentina.

**COCCIDOPHTHORA** Sydow, Ann. Mycol., XI, 1913, p. 263. — In *Coc-* 6655  
cicide parasitica. Stroma superficiale ex hyphis tenuibus compositum. Perithecia superficialia vel basi tantum in stromate immersa, dense gregaria, globoso-conoidea v. irregularia, atra, carbonacea, v. coriaceo-carbonacea, minute papillata. Asci cylindracei v. subelavati, octospori, paraphysati. Sporidia oblonga pluriseptata, colorata. — Genus quoad sedem in systemate dubium, probabiliter *Gibberideae* affine.

1. **Coccidophthora variabilis** Sydow, l. c. p. 263, fig. V. — Stromatibus 6656  
superficiem Coccidium fere omnino obtegentibus, atris, forma irregulari, ex hyphis hyalinis usque olivaceo-brunneis tenuibus sursum versus obscurioribus compositis; peritheciis in stromate superficialibus v. basi tantum leniter immersis, quoad formam et magnitudinem variabilibus subglobosis conoideis, elongatis v. irregularibus, 150-300  $\mu$  altis 120-200  $\mu$  latis, atris, glabris, subcarbonaceis, minutissime papillatis, contextu parietis indistincto; ascis cylindraceo-elavatis, apice obtusis, brevissime stipitatis v. sessilibus, 80-100  $\approx$  6-9, octosporis; paraphysibus filiformibus, hyalinis, ca. 1,5  $\mu$  latis; sporidiis monostichis usque distichis oblongis, utrinque obtusis, primo 1-septatis, mox triseptatis, non constrictis, brunneis, 8-11  $\approx$  3-4,5.

*Hab.* parasitica in Coccide quodam ad folia *Sasae paniculatae* (Graminaceae), Kawaue-mura prov. Mino, Japonia (K. HARA).

**STARBAECKIELLA** Sydow, Ann. Mycol. 17., 1919, p. 37 (Etym. a Cl. 6657  
STARBAECK). — Differt a *Titauella* praecipue ascis octosporis et sporis multo minoribus transverse tantum septatis. Huc spectant (sec. Sydow): *Clypeosphaeria? massariospora* Starb., *Ch. bakeriana* Rehm, *Rosellinia Mangiferae* Syd., *Anthostomella Elmeri* Sydow, *Trematosphaeria Palauii* Rick.

**LASIOSPHAERIS** F. E. Clements, Genera of Fungi 1909 p. 35, 173. — 6658  
Est *Lasiosphaeria phaeophragmia*. — Huc pertinet *L. hispida* Tode.

**HERPOTHRIX** F. E. Clements, Genera of Fungi 1909 p. 35 et p. 173.— 6659  
 Est *Herpotherichia* phaeophragmia.— Typus *H. calospora* Winter.

*Sect. 8. Hyalodictyae*

**PLEOSPHAERULINA** Pass.— Syll. XI p. 350, XIV p. 611, XVI p. 554,  
 XVII p. 743, XXII p. 253.

1. **Pleosphaerulina Phaseoli** Syd., Enum. Philipp. Fungi I, in Philipp. 6660  
 Journ. of Sci. VIII (1913) p. 271.— Maculis amphigenis, irregularibus, 0,3-2 cm. longis, arescentibus; peritheciis epiphyllis sparsis, immersis, dein erumpentibus, lenticulari-globosis, 85-130  $\mu$  diam., poro 25-35  $\mu$  lato pertusis, membranaceis, atris, contextu pallide fuligineo; ascis saecatis, sessilibus, apice rotundatis, 85-110  $\times$  20-35, apophysatis, octosporis; sporidiis distichis, oblongis, utrinque obtusis, transverse 3-vel saepius 4-septatis, non vel vix constrictis, cellulis 2 vel 3 mediis septo uno longitudinali vel obliquo percursoris, hyalinis, 24-28  $\times$  8-10.

*Hab.* in foliis vivis *Phaseoli semierecti* (Leguminosae), Luzon, Manila, ins. Philipp. (P. W. GRAFF).

2. **Pleosphaerulina peltigericola** (Nyl.) Vouaux, Bull. Soc. Mycol. de Fr. 6661  
 1913 p. 38, *Verrucaria peltigericola* Nyl., Flora 1874, p. 14.— Peritheciis prominentibus, vix 0,1 mm. diam., contextu nigro v. brunneo-nigro; ascis bisporis; sporidiis ellipsoideis, hyalis, leviter muralibus, 40-56  $\times$  14-22.

*Hab.* in thallo *Peltigeræ caninae* (Lichenes), Finlandia (NORRLIN).

3. **Pleosphaerulina canadensis** Bubæk et Dearness, Hedw. 58., p. 16 6662  
 (1916). — Maculis utrinque visibilibus, orbicularibus, 3-6 mm. in diam., albidis, aridis, lateritio-marginatis; peritheciis epiphyllis, creberrimis, gregariis, globosis, 100-200  $\mu$  in diam., brunneolis, contextu tenuissimo, grosse celluloso, pseudoparenchymatico, flavido, epidermide tectis, poro obscuriore apertis; ascis ovoideo-clavatis vel oblongis, 70-120  $\times$  35-40, rarius usque 60  $\mu$  latis, apice valde incrassatis, rotundatis, basi brevissime pedicellatis, 2-4-6-8-sporis, apophysatis; sporidiis tristichis vel acervatis, ellipsoideis vel ellipsoideo-oblongis, 30-43  $\times$  11-15, plerumque 3-, non raro 4-5 septatis, saepe loculo 1-2, rarius 3 longitudinaliter uniseptatis, non constrictis, utrinque rotundato-attenuatis, tenui-tunicatis, hyalinis, mucocrassiusculo, hyalino obvolutis.

*Hab.* ad folia viva *Smilacis herbaceae* (Liliaceae), Lon-

don Ont., Canada (J. DEARNESS).— A *Pl. smilacina* Speg. peritheciis creberrimis pallidis, sporidiis plerumque triseptatis, ascis longioribus etc. diversa.

4. **Pleosphaerulina suchumica** (Siem.) Siemaszko, in litt., *Sphaerulina* 6663  
*suchumica* Siemaszko, Materialy po mikologii i fitopatologii Rossii, v. III, Petersburg 1915. Extr. p. 6, fig. 2.— Peritheciis paucis circ. 150-200  $\mu$  diam. poro lato pallidiore pertusis, brunneis, contextu celluloso, cellulis 6-10  $\mu$  diam.; ascis aparaphysatis ovalibus, octosporis, 50-60  $\approx$  30-45; sporidiis 3-5-septatis raro longitudinaliter uniseptatis, hyalinis, 24-30  $\approx$  10-12.

*Hab.* in foliis languidis *Hibisci esculenti* et *Gossypii herbacei* (Malvaceae), Suchum-Kale, Abchazia, Rossia merid.

5. **Pleosphaerulina ulmicola** Naumoff, Bull. Soc. Mycol. Fr. 1914, p. 6664  
383, t. XX, f. 2-3.— Peritheciis semi-immersis, epidermide velatis dein liberis, subsphaericis nigris, 190-220  $\mu$  diam., 140  $\mu$  alt. poro pertusis; contextu parenchymatico firmulo, 20  $\mu$  crasso ex cellulis fuliginis rotundato-poligonatis, 8-11  $\mu$  diam. constituto; ascis fasciculatis, clavatis, nunquam saccatis, apice incrassatis (usque ad 5,5  $\mu$ ), hyalinis, 50-63  $\mu$  longis, 22-25  $\mu$  crassis aparaphysatis; sporidiis 2-3-stichis oblongo-ovoideis, subelavatis, 5-transverse septatis et longitudinaliter 1-interrupto septatis, medio subconstrictis, 22  $\approx$  8,25, pallide olivaceis.

*Hab.* in ramulis alatis *Ulmis campestris* L. var. *scabrae suberosae* (Ulmaceae), prov. Austro-Ussuriensi, Rossiae orient. — A *Pl. corticola* (Fuck.) Rehm (= *Sphaeria sepincola* Fr., *Metasphaeria sepincola* Sacc., *Leptosph. sepincola* W., *Sphaerulina sepincola* W., *Sph. intermixta* Sacc., *Plaeosphaerulina intermixta* Berl. etc.) ob peritheciis, ascis majoribus, sporidiis majoribus et coloratis facile distinguitur.

6. **Pleosphaerulina Violae** P. Nagorny, Pilzschädl. die im Jahr. 1911 6665  
u. 1912 in Gouv. Stavropol gesamm. wurden, in Journ. «Bolestni Basteni», VII, 1913, p. 101, fig. 1-4.— Maculis rotundatis, oblongatis v. angulatis, amphigenis, melius expressis in pagina superiore foliorum, non raro confluentibus, albo-isabellinis, albo-griseis, v. rare albis, zonatis, margine luteo v. umbrino elevato cinctis; peritheciis epiphyllis, sparsis v. subgregariis, satis amplis, epidermide primo tectis, dein erumpenti-superficialibus ostiolo parvo plerumque rotundo instructis, nigris, globulosis v. conoideo-sphaeroides; quattuor ascis piriformibus aparaphysatis nonnumquam basi

in stipitem brevem productis, octosporis; sporis ovoideo-oblongatis v. ellipsoideis, saepius leniter constrictis, horizontaliter 4-6 septatis, septo verticali uno, initio pallide olivaceis, dein hyalinis, 25-32  $\approx$  13-15.

*Hab.* in foliis vivis *Violae odoratae* et *hirtae* (Violaceae), prov. Stavropolitana, Caucasus borealis.

\*) **VIZELLA** (Sacc.) Theiss., char. emend. in Broteria, Bot. v. XII, 1914, fasc. I p. 20. — Perithecia gregaria, carbonacea, applanata, simplicia, ostiolo non typico, sub cuticula oriunda epidermide adnata, mycelio tenui dendritico. Conidia in perithecio ad marginem basalem evanescentia, continua, brunnea, tertio superiore fasciâ hyalinâ cineta, polo infero papillâ hemisphaericâ praedita v. non. Asci clavati paraphysati. Sporidia hyalodictya. — Gen. affine *Cathariniae* Sacc., a qua differt insertione subcutanea. — Typ. gen.:

1. **Vizella conferta** (Cooke) Sacc., Syll. II p. 662. 6666
2. **Vizella appendiculosa** (Mont. et Berk.) Theiss. l. c. (= *Asterina appendiculosa* Mont., Syll. I p. 47). — Species excludendae: *Viz. Hieronymi* Wint. (ad Lichenes pertinet), *V. guaranitica* Speg. (= *Amphisphaerella*), *V. urvilleana* Speg. (= ? *Amphisphaerella*), *V. Guilielmi* Rehm, nom. nud. (ad Lichenes pertinet). 6667
3. **Vizella Passiflorae** Rehm, Leaf. of Philipp. Bot. v. VI art. 96, 1913, p. 1945. — Secundum Theissen (Broteria l. c. p. 30) ob sporidia non observata potius status conidicus *Asterinae* ejusdam. 6668

**CATHARINIA** Sacc. — Syll. II p. 275, IX p. 892, XI p. 350, XIV p. 611, XVI p. 554, XVII p. 743, XXII p. 255.

1. **Catharinia Möhringiae** Rehm, Ann. Mycol. XI, 1913, p. 151. — Peritheciis 5-6 dispersis, innatis, dein prorumpentibus, globosis, breviter obtuse papillulatis, nigris, glabris, 0,2 mm. lat., excipulo fusco-umbrino crasse tunicato; ascis cylindraceo-clavatis, apice rotundatis, -180  $\approx$  20-24, octosporis; sporis ovoideis v. subelavatis, transverse 7-septatis, medio subconstrictis, superiore dimidia parte latiore magisque obtusa quam inferiore, praeter cellulas apicales ceterae semel longitudinaliter divisae, hyalinis, 25-30  $\approx$  10-12, oblique monostichis. Paraphysibus nonnullis filiformibus. 6669

*Hab.* ad foliola *Möhringiae polygonoidis* (Caryophyllaceae), Reiteralpe prope Reichenhall alpium Bavariae (ADE).

\*) Cnfr. Theissen, in Broteria, Bot. v. XII, 1914, fasc. I, p. 13 et 30,

**DASYSPHAERIA** Speg. Mycet. Argent. VI, Anal. Mus. Nac. Buenos Aires XXIII p. 60 (1912).— Perithecia superficialia, hispidula, ostiolata, atra. Asci paraphysati, octospori. Sporidia muriformia hyalina. Est *Pleosphaeria* hyalospora.

1. **Dasysphaeria andicola** Speg., loc. cit., cum. ic. — Peritheciis ligno 6670  
denudato cinerascete insidentibus, hinc inde dense gregariis, omnino superficialibus, adis lenticularibus, 150-180  $\mu$  diam. siccis eupulato-collapsis obsolete papillato-ostiolatis, coriaceo-subearnosulis, contextu indistincto, opaco, atro, pilis flexuosulis, simplicibus, 25-100  $\times$  4-6, continuis vel 2-cellularibus, fumoso-chlorinis adpersis; ascis subellipsoideis, apice late rotundato-truncatis, basi brevissime crasseque pedicellatis, 80-90  $\times$  20, paraphysibus densissimis subcoalescentibus, superne rufescentibus cinctis; sporidiis distichis, ellipsoideo-ovoideis, utrinque rotundatis, transverse 3-5-septatis, ad septum medium constrictis, loculo uno alterove longitudinaliter diviso, hyalinis, 20-26  $\times$  10-12.

*Hab.* ad ramos dejectos putrescentes *D u v a n a e d e p e n d e n t i s*, in saxosis, Potrerillos prope Mendoza, Argentina.

**TEICHOSPORELLA** Sacc.— Syll. II p. 303, IX p. 908, XI p. 351, XVII p. 744, XXII p. 258.

1. **Teichosporella acolioides** Rehm, Ann. Mycol. X, 1912, p. 392.— Peritheciis gregariis, in cortice dealbata sessilibus, globosis, vix papillulatis, plerumque astomis, nigris, glabris, 0,2-0,5 mm. diam.; cylindraceutis, apice rotundatis, circ. 120  $\times$  12-15, octosporis, J-; sporis ellipsoideis, obtusis, hyalinis, 1- dein 3-, demum 5-septatis, cellulis mediis, rarius ceteris, longitudinaliter 1-septatis, 20-22  $\times$  9; paraphysibus subramosis, hyalinis, 1,5  $\mu$  cr.; excipulo crasso, parenchymateo, fusco.

*Hab.* ad corticem *P o p u l i p i r a m i d a l i s* (Salicaceae), Burgkúndstadt, Franconia sup. (ADE).

2. **Teichosporella sanguinea** Sydow, Ann. Mycol. IX, 1911, p. 145.— Peritheciis gregariis, rarius dispersis, per corticem sanguinee decoloratum erumpentibus et tandem subsuperficialibus, subturbinatis, 1-1,75 mm. diam., coriaceo-carbonaceis, duris, tota superficie rugosis et sanguineo-pruinosis, centro minute papillatis, demum collabescentibus, pariete crasso (300-400  $\mu$ ); ascis clavatis, apice rotundatis et leniter incrassatis, basi in pedicellum attenuatis, 240-320  $\times$  50-70, plerumque 4-sporis; sporidiis irregulariter distichis, fusi-formibus primo medio 1-septatis et utrinque attenuatis, dein tran-

sversaliter pluries septatis et tandem in maturitate dense muriformibus apicibus obtusis et horizontaliter 25-40-septatis, verticaliter 4-8-septatis, rectis v. inaequilateris, hyalinis v. hyalino-flavidis, ad septa haud constrictis, 100-170  $\approx$  20-28; paraphysibus numerosissimis, filiformibus, ascos superantibus ramosis.

*Hab.* in corticibus, Sende, Station Edea, Kamerun (BUESGEN).

**BOERLAGELLA** Penz. et Sacc. — Syll. XIV p. 612, XXII p. 256.

1. **Boerlagella effusa** Syd. et Butl., Ann. Mycol. IX, 1911, p. 403. — 6673

Subiculo late effuso, velutino, nigro, ex hyphis septatis, filiformibus simplicibus erectis obscure brunneis opacis usque 500  $\mu$  alt. et 6-7  $\mu$  cr. composito; peritheciis in subiculo absconditis, superficialibus, applanato-globosis, subhemisphaericis, atris, 0,4-0,5 mm. diam., tenuiter carbonaceis, ostiolo obsoleto, setis filiformibus rectis obsitis, contextu e cellulis 11-14  $\mu$  diam. composito; ascis crasse tereti-clavatis v. cylindraceutis, numerosis, crasse tunicatis, sessilibus, apice obtusis, 170-120  $\approx$  32-45; paraphysibus filiformibus; sporidiis distichis, 2-8 in asco, oblongis, dense muriformibus, transverse 7-9-septatis, longitudinaliter 1-2-septatis, haud constrictis, utrinque obtusis, hyalinis v. dilute chlorinis, 60-68  $\approx$  18-22.

*Hab.* in ligno v. ramis decorticatis *Populi ciliatae* (Salicaceae), Mussoorie, Indiae or. (INAYAT).

**TEPHROSTICTA** Sacc. et Syd. — Syll. XVII p. 745. — Est *Teichosporella* subiculo insidentia, peritheciis collabescentibus.

1. **Tephrosticta ficina** Syd., Enum. Philipp. Fungi I, in Philipp. Journ. 6674

of Sci. VIII (1913) p. 271. — Subiculo tenuissimo, epiphylo, late effuso, totam folii superficiem plerumque occupante, haud maculiformi, nigro cinereo, ex hyphis longiusculis, e subhyalino fuscidulis, crebre septatis, 4-7  $\mu$  cr., ad septa dein plus minus constrictis et moniliformibus, tandem in articula secedentibus composito; peritheciis in subiculo aequaliter dispersis, superficialibus, globoso-hemisphaericis, mox collapsis, nigris, glabris, levibus, 140-190  $\mu$  diam., apice poro rotundo minutissimo epapillato pertusis, e cellulis 8-10  $\mu$  diam. contextis; ascis fasciculatis, clavatis, sessilibus, apice rotundatis et crasse tunicatis, 50-65  $\approx$  17-22, paraphysatis, octosporis; sporidiis distichis, ellipsoideo-oblongis, utrinque late rotundatis, transverse 5-7-septatis, loculis paucis vel omnibus longitudinaliter vel oblique 1-vel 2-septatis, hyalinis, 28-35  $\approx$  10-13.

*Hab.* in foliis vivis *Fici nlmifoliae* (Moraceae), Lu-

zon, Prov. Laguna. Los Baños, ins. Philipp. (C. F. BAKER).

**GRIPHOSPHAERIA** v. Höhnel, Ann. Mycol. 16., 1918, p. 87.— Perithecia immersa ostiolo tantum prominula, rotundata, membranacea, infra et circa ostiolum parenchymatica caeterum hyphis tenuibus parallelis efformata. Pasaphyses elongatae filiformes tenues guttulate. Asci cylindracei tenuiter tunicati breviter pedicellati, apice rotundato-incrassati. Sporidia hyalophragma, v. pro parte dictyospora. Typus generis:

1. **Griphosphaeria corticola** (Fuck.) v. Höhn., l. c., *Sphaeria corticola* 6675 Fuck., *Sph. cinerea* Fuck., *Sph. lejestegia* Ellis, *Sphaerulina salicina* Sydow.

**CURREYELLA** Sacc., Syll. XI, 1895, p. 379 (ut Sectio). — *Discostroma* 6676 F. E. Clements, Genera of Fungi 1909, p. 50, 173. — Est *Curreya* hyalodictya. — Typ. gen. *C. Rehmi* Schn. — Confr. Syll. XXIV, 1., p. 538; Ann. Mycol. 13., 1915, p. 181.

#### Sect. 9. Phaeodictyae

**PLEOSPORA** Rabenh. — Syll. II 241, IX p. 873, XI p. 342, XIV p. 594, XVI p. 544, XVII p. 747, XXII p. 258.

1. **Pleospora laminariana** Sutherl., Trans. Br. Mycol. Soc. V (1916) p. 6677 260, t. V f. 8-10. — Peritheciis initio omnino immersis, postremo erumpentibus et partim liberis, globosis, ostiolo brevissimo, contextu denso, atris, carbonaceis, 250-350  $\mu$  diam.; ascis cylindraceis crasse tunicatis, octosporis, 100-110  $\times$  25; sporidiis ellipsoideis vel ovoideis, flavis vel fulvis, muriformibus, plerumque transverse 7-septatis, septis longitudinalibus compluribus; paraphysibus filiformibus, maturitate deliquescentibus.

*Hab.* in thallo *Laminariae* (Algae), Dorset et Orkney, Britannia.

2. **Pleospora Pelvetiae** Sutherland, New Phytologist XIV, nn. 2-3 p. 6678 41 (1915), fig. IV, 3-4! (nec 1-2). — Mycelio crasso, brunneo, e cellulis irregularibus efformato; peritheciis primum immersis, demum superficialibus, latis, nigris, coriaceis, breviter conoideo-ostiolatis, 150-200  $\mu$  cr.; ascis cylindraceis v. leniter angustatis, tenuiter tunicatis, 110-125  $\times$  25-30, octosporis; sporis distichis, ellipsoideo-oblongis, flavescenti brunneis, plerumque 6-7 transverse septatis et septis verticalibus numerosis praeditis, constrictulis, 30-35  $\times$  12.

*Hab.* saprophytice in *Pelvetia* (Algae), ad litora Britanniae. — Socium adest antea status conidicus parasiticum *Macrosporium Pelvetiae*.

3. **Pleospora vulgaris** Niessl. — Syll. II, p. 243 — var. **putaminum** Sacc. 6679  
Notae Mycol. XXIV p. 28 (Bull. Orto bot. Napoli 1918). — Peritheciis erumpentibus, dein subsuperficialibus, obtuse globulosis, 180-200  $\mu$  diam., contextu parenchymatico, fuligineo; ascis 64-66  $\times$  8-9; sporidiis oblique monostichis, oblongis, utrinque obtusulis, 16  $\times$  7,5, aureo-fulvis, 5-septatis parceque muriformibus.

*Hab.* in putamine putrescenti *Coryli Avellanae* (Betulaceae), Avellino, Ital. merid. — A typo recedit ascis sporidiisque minoribus, peritheciis subsuperficialibus.

4. **Pleospora briosiana** Maffei in Rendic. Acc. Lineei, ser. 5. XXV 6680  
(1916) p. 339 et in Atti Ist. Bot. Pavia XVI (1916) p. 232, tab. XVII fig. 7-10. — Maculis amphigenis, umbrinis vel avellaneo-brunneis, castaneo cinctis, irregularibus, marginalibus vel latis; peritheciis punctiformibus, gregariis, innato-erumpentibus, prominulis, poro pertusis, 180-250  $\times$  80-190; ascis clavatis, 98-106  $\times$  23-24, octosporis; sporidiis distichis, 5-7-septato-muriformibus, loenlis tertio et quarto plerumque inflatis, 28-30  $\times$  11-12, ellipsoideis, apice leviter acuminatis, melleis, paraphysibus filiformibus septatis.

*Hab.* in foliis vivis *Bignoniae buccinatoriae* (Bignoniaceae), Chiavari, Liguria, Ital. bor.

5. **Pleospora hepaticola** W. Watson, Trans. Brit. Myc. Soc. IV, pt. II, 6681  
1913, p. 295 (1914). — Peritheciis sphaeroideis, 0,5 mm. vix latis, breviter papillatis, nigris, subnitidis; ascis clavatis, octosporis, manifeste stipitatis; sporidiis distichis, ellipsoideis, medio non constrictis, uno apice acutis, 5-7-septato-muralibus, primo hyalinis dein fuligineis, 20-28  $\times$  8-9; mucilaginibus jodo rubescentibus.

*Hab.* in foliis *Lophocoleae heterophyllae* (Bryophytae), Dittisham, Devon, Britannia.

6. **Pleospora curvasca** Bubák, Ann. Naturh. Hofmus. Wien, XXVIII 6682  
(1914) p. 200. — Peritheciis sparsis, subepidermicis dein nudis, globosis vel parum applanatis, breve papillatis, 300-350  $\mu$  diam., nigris, opacis, excipulo crasso, minute pseudoparenchymatico, fusco; ascis clavatis, plerumque semiannulatis, apice rotundatis, basi breviter stipitatis, 80-120  $\times$  20-25, paraphysibus filiformibus obvallatis; sporidiis oblongo-fusoides, rectis vel curvulis, 25-30  $\times$  9-13, supra distichis infra monostichis, semper 3-septatis, longitudinaliter non divisis vel cellulis 1-2 mediis septo unico instructis, utrinque at-

tenuato-rotundatis, ad septa plus minusve constrictis, brunneis.

*Hab.* in caulibus emortuis *Campanulae strictae* (Campanulaceae), in monte Nimrud Dagh. distr. Mamuret-ül-Asis, in Tauro cataonico, Kurdistania occid., alt. 2000 m. circ.

7. **Pleospora Lantanae** Jaap, Ann. Mycol. XV, 1917, p. 106. — Peritheciis gregariis, ramulos totos occupantibus, subcutaneis et basi ligno leniter infossis, pustulatum prominulis, denique erumpentibus, depresso globosis, 0,4-0,6 mm. lat., nigris, subcoriaceis, nitidulis, ostioliis longiusculis; ascis longe clavatis, 225  $\times$  20, apice late rotundatis, octosporis; sporidiis monostichis, oblongo-fusoideis, utrinque obtusis, 7-raro 9-septatis. septis 1-2 longit. partitis, ad septum quartum subconstrictis, 25-30  $\times$  8-10, flavis; paraphysibus copiosis, filiformibus, 1-1,5  $\mu$  er., hyalinis, facile diffluentibus. 6683

*Hab.* in ramis emortuis *Viburni Lantanae* (Caprifoliaceae), M. S. Salvatore pr. Lugano, Helvetia italica. — Ad *Teliosporam* forte nutat.

8. **Pleospora kouh-cherrica** Gz. Fragoso, Bol. R. Soc. Españ. Hist. nat. 6684 t. 18., 1918, p. 80. — Peritheciis numerosis, gregariis, erumpentibus, atris, globoso-depressis vel oblongis, usque 250  $\mu$  diam., contextu atrofuligineo, pseudoparenchymatico; ascis oblongis breviter pedicellatis. 90-120  $\times$  24-38, paraphysibus numerosis, filiformibus ramosis obvallatis; sporidiis irregulariter distichis vel conglobatis, fuliginis, oblongo-ovoideis, 30-40  $\times$  17-21, 3-7-septatis, loculis mediis longitudinaliter 1-2-septatis, ad septum medium constrictis, caeteris subconstrictis.

*Hab.* in caulibus emortuis *Dianthi fimbriati* M. B., subsp. *laevissimi* Pau (Caryophyllaceae), prope Kouh-Cherri, Persia (FERD. MARTINEZ DE LA ESCALERA). — A *Pleospora desslianti* P. Magnus, in caulibus *Dianthi fimbriati* in Persiae occid., et *Pleospora sororia* Bubák, in caulibus *Dianthi orientalis* (Kurdistaniae occid.) diversissima.

9. **Pleospora sororia** Bubák, Ann. Naturh. Hofmus. Wien, XXVIII 6685 (1914) p. 202. — Peritheciis sparsis, initio epidermide nigricante tectis, hyphis paucis fuscis basi praeditis, dein epidermide fissa nudis, appianatis, 250-300  $\mu$  diam., papilla minuta ornatis, nigris, contextu tenui, pseudoparenchymatico, atrofusco; ascis ellipsoideo-vel oblongo-clavatis, tunica tenui, basi breviter pedicellatis, 70-100  $\times$  25-40, paraphysibus filiformibus obvolutis; sporidiis aggregatis, ovoideis, fuscis, apice rotundatis, 30-38  $\times$  17-19, transverse 3-septatis, non constrictis, loculis duobus mediis longitudinaliter divisis,

loculo infimo protracto acutiusculo.

*Hab.* in caulibus emortuis *Dianthi orientalis* (Caryophyllaceæ), in monte Nimrud-Dagh, Tauro cataonico in Kurdistania occidentali, alt. 2000-2200 m. — A speciebus affiniibus facile distinguenda ob ascos latiores et sporidia majora, basi acutata.

10. **Pleospora Clematidis** Fuek. — Syll. 11 p. 255 — f. **Silenes** Gonz. 6686

Fragoso, Bol. R. Soc. Españ. Hist. nat., t. 18., 1918, p. 79. — Peritheciis sparsis epidermide tectis, ostiolo papillulato praeditis; ascis usque  $120 \approx 12-21$ ; sporidiis monostichis v. subdistichis, hyalinis 1-3-septatis, flavido-melleis 5-septatis, longit. 1-septatis, oblongis rectis v. curvulis, ad septa constrictis, loculo tertio leniter inflato,  $18-24 \approx 8-14$ .

*Hab.* in foliis siccis *Silenes Boryii* Boiss. var. *Sefidiana e* Pan (Caryophyllaceæ), prope Kouh-Sefid, Persia (FERD. MARTINEZ DE LA ESCALERA). — Socia *Cytospora Silenes* Gonz. Frag.

11. **Pleospora Escalerae** Gz. Fragoso, Bol. R. Soc. Españ. Hist. nat., 6687

t. 18., 1918, p. 80. — Peritheciis gregariis, globosis vel globoso-depressis, epidermide evanescente, superficialibus, atro-brunneis nitentibus, usque 300  $\mu$  diam., vix papillatis, contextu indistincto; ascis late clavatis, usque  $100 \approx 36$ , plerumque curvulis, brevi stipitatis, parietibus crassiusculis, paraphysatis; sporidiis distichis obscure brunneis, oblongis, usque  $36 \approx 18$ , 3-septato-constrictis, loculis mediis septo longitudinali divisis.

*Hab.* in caulibus emortuis *Silenes peduncularis* Boiss. (Caryophyllaceæ), prope Kouh-Sefid, Persia (FERD. MARTINEZ DE LA ESCALERA). — A *Pleospora Silenes* Earle diversa; *Pleosporae sororiae* Bubàk proxima.

12. **Pleospora Stellariae** Bubàk, Ann. Naturh. Hofmus. Wien, XXVIII 6688

(1914) p. 203. — Peritheciis subepidermicis, immersis, globosis, 160-270  $\mu$  diam., nigris, papilla crassa erumpentibus, exsepulo tenui, pseudoparenchymatico, nigrofusco; ascis clavatis, apice attenuato-rotundatis, non incrassatis, basi breviter pedicellatis,  $100-130 \approx 22-28$ , paraphysibus filiformibus densis, apice arcuatis obvallatis; sporidiis distichis, oblongis, utrinque rotundatis, 4-5-septatis, ad septa constrictis, dimidia parte inferiore angustiore, localis 2-4 septo longitudinali unico saepeque continuo divisis, brunneis,  $26-40 \approx 11-19$ .

*Hab.* in caulibus vetustis *Stellariae Lesserti* (Caryophyllaceæ), prope Tel Tenenir in Mesopotamia — Cum *Pl. Casaliana*, cuius diagnosis incompleta, tantum comparanda: differre

videtur ascorum forma et peritheciis majoribus.

13. **Pleospora nidulans** Speg., Mycet. Argent. VI, Anal. Mus. Nac. Buenos Aires XXIII p. 62 (1912). — Peritheciis hypophyllis, innato-erumpentibus, villo occultis, aegre perspicuis, globosis, 250  $\mu$  diam., atris, membranaceis, obsolete ostiolatis (astomis?), contextu grosse parenchymatico, atro-olivaceo; ascis clavatis, antice obtusissime rotundatis crassiusculeque tunicatis, infra attenuatis, breviter crasseque pedicellatis, 120-130  $\times$  30, aparaphysatis; sporidiis utrinque subacutiuseule rotundatis, primo hyalinis didymis dein flavidis 3-5-septatis, serius fuscis 7-septato-muriformibus, ad septum medium tantum validiuscule constrictis, 32-38  $\times$  15-18, septis longitudinalibus, 1 vel 2, interruptis.

*Hab.* in foliis languidis vel emortuis *Chiquiragua histricis* (Compositae), in aridis Chubut, Patagonia, nec non *Cherinaeae* in dumetis Potrerillos prope Mendoza, Argentina.

14. **Pleospora Inulae-candidae** Jaap, Ann. Mycol. XIV, 1916, p. 16 — Peritheciis gregariis, erumpentibus, nigris, globosis, 100-200  $\mu$  diam., ostiolo conoideo; contextu atro-brunneo, ascis late clavatis, sessilibus, apice rotundatis, 70  $\times$  20, ex evasione sporidiorum 140  $\mu$  usque elongatis, 8-sporis; paraphysibus copiosis, filiformibus, 2-3,5  $\mu$  cr. pluriguttulatis; sporidiis oblongis, 22-25  $\times$  8-10, typice 5-septato-muriformibus, mediò constrictis e flavido brunneis, irregulariter distichis.

*Hab.* in foliis vetustis *Inulae candidae* (Compositae), in peninsula Lapad pr. Ragusa (JAAP. BORNMÜLLER). — Ab affini *Pl. media* sporidiis postremo opace brunneis dignoscitur.

15. **Pleospora bubakiana** Jaap, Ann. Mycol. XIV, 1916, p. 16. — Peritheciis gregariis, subentaneo-erumpentibus, nigris, globosis, coriaceo-membranaceis, ostiolo minuto papillato, 200-300  $\mu$  diam.; contextu brunneo-nigricanti; ascis clavatis apice rotundatis, breviter pedicellatis, 70-85  $\times$  12-15, octosporis; sporidiis oblongo-obovatis v. oblongo-ellipsoideis, flavido-viridulis dein flavido-brunneis; 5-6-septato-muriformibus, vix constrictis, 15-18  $\times$  7-8, oblique dispositis.

*Hab.* in fructibus vetustis *Juniperi Oxycedri* (Coniferae), in Ins. Arbe Dalmatiae.

16. **Pleospora Thujae** Grove, Journ. of Bot. L (1912) p. 49. — Peritheciis sparsis, emergentibus, rotundatis, 150  $\mu$  diam., ostiolo minuto perforatis, atris, glabris, nitidis, contextu parenchymatico obsenre olivaceo; ascis oblongis, breviter pedicellatis, 70-90  $\times$  20, ver-

tice rotundatis; sporidiis distichis, flavis, oblongo-clavatis, muriformibus, basi attenuatis, 20-25  $\times$  7-9, junioribus inaequaliter uniseptatis, hyalinis, ad septum constrictis ad instar Sphaerellae, dein 4-5-septatis, loculis 1-3 septo longitudinali divisus, ad septum primum semper evidentissime constrictis.

*Hab.* in pagina exteriori squamarum coniferae *Thuja occidentalis* (Coniferae), sociata *Pestalozzia conigena*, Studley Castle, in Britannia.

17. **Pleospora mesopotamica** Bubák, *Annales Naturh. Hofmus. Wien*, 6693 XXVIII (1914) p. 201. — Peritheciis in maculis griseis elongatis sparsis, subepidermicis, globosis, ostiolo brevi crasso erumpentibus, nigris, coriaceis, 180-270  $\mu$  diam., contextu tenui, distincte pseudoparenchymatico, atro-fusco; ascis clavatis, apice rotundatis, basi breviter attenuato-pedicellatis, 150-200  $\times$  35-48; sporidiis subdistichis, ovoideo-ellipsoideis vel oblongis, 40-53  $\times$  17-21, flavo-brunneis, transverse 5-7 longitudinaliter 1-3 septatis, ad septa omnia constrictis.

*Hab.* in caulibus ramisque submortuis *Ephedrae Altheae* (Gnetaceae), in Mesopotamia. — Peritheciis eximie globosis, coriaceis sporidiisque ad septa omnia constrictis praecipue distincta.

18. **Pleospora media** Niessl. — *Sacc. Syll.* II p. 244. — var. **ephedrina** 6694 Trotter, *Nuovo Giorn. Bot. it.* 1916 p. 16, cum icon. — Peritheciis erumpenti-prominulis, gregariis, 160-200  $\mu$  cr., contextu distincte parenchymatico, brunneo; ascis cylindraceo-clavatis, rectis v. curvulis, brevissime stipitatis, tunica apice crassiuscula (2,5-3  $\mu$ ) praeditis, 85-100  $\times$  25-30, ? aparaphysatis; sporidiis distichis primum flavescens, uniseptatis, dein flavo-brunneis, transverse 5-6 septatis, medio constrictis, subovoideis, loculis omnibus vel plurimis septo longitudinali mediano percursis, 24-26  $\times$  12-15.

*Hab.* in ramulis emortuis *Ephedrae altissimae* (Gnetaceae), prope Rumia in Geb. Jefren, Tripolitaniae.

19. **Pleospora xerophila** Speg., *Mycet. Argent.* VI, *Anal. Mus. Nac.* 6695 Buenos Aires XXIII p. 63 (1912). — Peritheciis sparsis vel laxe gregariis, parenchymate immersis, erumpentibus, globosis, 120-280  $\mu$  diam., atris, membranaceis, late ostiolato-pertusis, non papillatis, contextu grosse parenchymatico fusco-olivaceo; ascis paucis, cylindraceis, breviter crasseque pedicellatis, 80-180  $\times$  25-30, aparaphysatis; sporidiis distichis, ellipsoideo-obovatis, utrinque rotundatis, saepe e latere leniter compressis, 28-35  $\times$  14-16  $\times$  10-12, 3-septato-constrictis, olivaceis, loculo centrali supero saepius longitudinaliter

septato, loculo infimo acutiore, saepe septo secundario transverse diviso.

*Hab.* in culmis vaginisque *Boutelouae lophostachyae* (Graminaceae), nec non *Scleropogonis brevifolii* in aridissimis circa Potrerillos prope Mendoza, Argentina. 6696

20. *Pleospora turkestanica* Rehm, Ascom. Exsicc. Fasc. 48, n. 1943 et Ann. Mycol. IX, 1911, p. 369. — Peritheciis in maculis late denigratis gregarie innatis, dein erumpentibus, denique sessilibus, globuloso-conoideis, atris, glabris, 0,15 mm. diam., crasse parenchymatice fuscae contextis; ascis clavatis, subcurvatis, octosporis, 100-110  $\approx$  22-25; sporis oblongis v. subelavatis, utrinque rotundatis, transverse quadriseptatis, nempe superiore dimidia parte 1-septatis, cellula suprema ceteris majore, secunda latiore, parte inferiore biseptata, demum cellulis 3 mediis semel longitudinaliter divisis, ad septa subconstrictis, flavis, senilibus nigrofuscis, 25-30  $\approx$  12-15, biseriatis; paraphysibus filiformibus septatis 3  $\mu$  cr.

*Hab.* ad culmos *Lasiagrostidis splendentis* (Graminaceae), Celkar (Tschelkar) pr. Turgaj, Turkestan (ANDROSSOW). — *Pl. rudis* Berl. sporarum divisione subsimilis, attamen satis diversa.

21. *Pleospora Miscanthi* H. S. Yates, Philipp. Journ. Sc. XII (1917) p. 377. (corr. *Pl. Miscanthiae*). — Culmicola, superficiem culmi obtegens, velutina, atra, mycelio ex hyphis obscure brunneis, 6-10  $\mu$  crassis composito; peritheciis paucis, atris, laevibus, 100-200  $\mu$  diam.; ascis clavatis, 140  $\mu$  longis 26-32  $\mu$  crassis, octosporis, paraphysatis; paraphysibus filiformibus, hyalinis; sporidiis muriformibus, oblongo-fusoideis, hyalinis, 16-20-septatis, 60-70  $\approx$  10-12; conidiophoris erectis, 350-400  $\approx$  6-8; conidiis brunneis, 9-11-septatis, 75-90  $\approx$  10-12. 6697

*Hab.* in culmis *Miscanthi japonici* (Graminaceae), Bontoc Luzon, Ins. Philipp.

22. *Pleospora kurdistanica* Bubák, Ann. Naturh. Hofmus. Wien, XXVIII (1914) p. 201. — Peritheciis sparsis, subepidermicis dein nudis, atris, globosis, 200-250  $\mu$  diam., ostiolo breviter papillato, excipulo crasso, pseudoparenchymatico, atro-fusco; ascis paucis, ellipsoideis vel oblongis, brevissime pedicellatis, 90-120  $\approx$  35-45 (in peritheciis) tenue tunicatis, paraphysibus filiformibus obvolutis; sporidiis aggregatis, ellipsoideis vel ellipsoideo-oblongis, utrinque rotundatis, brunneis, 43-48  $\approx$  18-22, transverse 7-8-septatis, longitudinaliter 2-3 septatis, non vel parum medio constrictis, dimidia parte superiore majore. 6698

*Hab.* in caulibus pedunculisque *Salviae caespitosae*

(Labiatae), in monte Ak Dagħ, Tauro cataonico, in Kurdistania occidentali.

23. **Pleospora Dearnessii** Sacc, Ann. Mycol. XII, 1914, p. 297. — Peritheciis gregariis, subcutaneis, parce erumpentibus, globulosis 400  $\mu$  diam., intus initio albis dein griseo-atris, ostiolo brevi minuto; ascis cylindricis, apice rotundatis, breviter obtuse stipitatis, 140-150  $\times$  11-12, filiformi-paraphysatis, octosporis; sporidiis monostichis oblongo-ellipsoideis, utrinque subrotundatis, 3-5-septato-muriformibus, 18-20  $\times$  8-10, non v. vix constrictis fuliginis. 6699

*Hab.* in ramis emortuis *Linderae Benzoin* (Lauraceae), London Out., Amer. bor. (J. DEARNESS). — A typo generis habitu potius quam characteribus deflectit. *Pl. Bardanae* var. *Platani* Sacc. affinis.

24. **Pleospora escaleriana** Gz. Fragoso, Bol. R. Soc. Españ. Hist. nat., t. 18., 1918, p. 80. — Peritheciis numerosis, crebre sparsis, atris, subglobosis vel oblongis, usque 270  $\mu$  diam., non vel vix papillatis, ostiolo pertusis, primum velatis, demum superficialibus, contextu atro-fuligineo, indistincte parenchymatico; ascis paucis, oblongis, in pedicello brevi attenuatis, 105-140  $\times$  60-70, octosporis, paraphysibus filiformibus obvallatis; sporidiis irregulariter distichis, brunneis, oblongis, horizontaliter 5-8-septatis, a septum medium constrictis, coeteris leniter constrictis, 50-60  $\times$  21-24. 6700

*Hab.* in rachidibus siccis *Astragali florulenti* Boiss. et Hauck (Leguminosae), prope Kouh-Chérri. Persia (FERD. MARTINEZ DE LA ESCALERA). — A *Pleospora chlamydospora* Sacc., *P. rudis* Berl. et *P. mesopotamica* Bubák, diversa.

25. **Pleospora kouh-sefidica** Gz. Fragoso, Bol. R. Soc. Españ. Hist. nat. t. 18., 1918, p. 81. — Peritheciis sparsis, tectis, dein erumpentibus, atris, globoso-oblongis, plerumque 200-225  $\mu$  diam., ostiolatis, parietibus crassiusculis, contextu pseudoparenchymatico; ascis paucis, ellipsoideo-oblongis, brevissime pedicellatis, usque 120  $\times$  50, octosporis, tenuiter tunicatis, paraphysibus hyalinis obvallatis; sporidiis subtristichis vel conglobatis, brunneis, ellipsoideis, utrinque rotundatis, usque 42  $\times$  21, plerumque 7-septatis, constrictulis, longitudinaliter 3-septatis. 6701

*Hab.* in rachidibus caulibusque *Astragali rhodosemi* Boiss. et Hauck (Leguminosae), prope Kouh Sefid, Persia (FERD. MARTINEZ DE LA ESCALERA). — *Pleosporae kurdistanicae* Bubák, proxima sed diversa; a *Pleospora kouh-cherrica* differt ascis amplioribus, etc.

26. **Pleospora coluteicola** Gz. Frag., Fungi Horti Matrit. p. 15 (1917). — 6702  
 Peritheciis sparsis, epidermide tectis, ostiolo erumpentibus, globosis v. globoso-oblongis, vix papillulatis, atris, contextu crassiusculo parenchymatico fuligineo, 150-175  $\mu$  diam. v. 175  $\times$  100; ascis clavatis, 70-85  $\times$  12-14; paraphysibus filiformibus paucis, ramosis; sporidiis distichis, primum subhyalinis, dein olivaceo-castaneis, semper 3-septatis, loculis mediis longit. 1-septatis, ovoideo-oblongis, v. subfusoides, 18-22  $\times$  9-11, ad septum medium constrictis.  
*Hab.* in ramulis emortuis *Coluteae tragacanthoidis* (Leguminosae), in Horto bot. Madrid, Hispaniae, socia *Phoma coluteicola* (CABALLERO).
27. **Pleospora Coronillae** Severini, Annali di Botanica v. XI, 1913, 6703  
 p. 196.— Peritheciis gregariis, peridermio tectis, demum erumpentibus, globoso-depressis, atris 0,5-0,7 mm. lat., coriaceis, osculo umbonato pertusis, levibus; ascis cylindraceo-clavatis, subrectis v. arcuatis, 8-sporis, 190-230  $\times$  12; sporidiis monostichis, ellipsoideis, obtuse rotundatis, 3-4 transverse septatis, medio constrictis, in longitudine uniseptatis, olivaceo-melleis, 20-25  $\times$  10-11,5; paraphysibus filiformibus, simplicibus ascos aequantibus.  
*Hab.* ad ramos emortuos *Coronillae Emeri* (Leguminosae), in « Monticelli » prope Perusiam, Italiae Centr.
28. **Pleospora njegusensis** Bubák, III. Beitr. Pilz. Montenegro, in Botanikai Közlemények. 1915, p. (60). — 6704  
 Peritheciis dispersis vel approximatis, immersis, epidermide tectis, globoso-applanatis, 200-300  $\mu$  in diam., coriaceis, nigris, apice conico parum erumpentibus, contextu crasso, pseudoparenchymatico, extus nigro-olivaceo, paucistratoso, intus hyalino, pluristratoso; ascis oblongis vel oblongo-clavatis, 130-150  $\times$  34-38, sursum non vel parum attenuatis, basi breve pedicellatis, crasse tunicatis, apice non incrassatis, octosporis, paraphysibus filiformibus obvallatis; sporidiis oblique distichis, oblongis vel oblongo-ovoideis, 38-48  $\times$  15-19, medio parum constrictis, utrinque rotundatis, dense muricatis, transverse 8-10 septatis, longitudinaliter 2-3 septatis, dimidio superiore latiore, initio flavomelleis, postea fusco-brunneis, opacis, mucro hyalino, tenni obvolutis.  
*Hab.* ad ramos et caules *Genistae sericeae* (Leguminosae) vivae, Njegusi, Montenegro.
29. **Pleospora Lespedezae** Miyake, Bot. Mag. Tokyo, XXVIII (1914) 6705  
 p. 41, tab. 1 fig. 4-5.— Peritheciis sparsis, initio epidermide tectis, dein ostiolo papillato erumpentibus, atris, globosis vel ellipsoideis, 160-200  $\mu$  diam., contextu pseudoparenchymatico; ascis late clava-

tis vel ovoideis, rectis vel curvulis, brevissime pedicellatis, octosporis, 72-80  $\times$  32-36, paraphysibus hyalinis, filiformibus, apice in-  
crassatis, septatis intermixtis; sporidiis irregulariter distichis, el-  
lipsoideis vel fusoides, 3-septatis, ad septum medium constrictis,  
loculis duobus centralibus longitudinaliter divis, obscure brunneis,  
28-34  $\times$  12-17.

*Hab.* in caulibus *Lespedezae bicoloris* (Legumino-  
sae), Pohmasan, Yenpinshen, Shuntien-fu in China.

30. **Pleospora rehmana** Staritz, Verh. Bot. Ver. Prov. Brandenb., LV 6706  
(1913) p. 82. — Peritheciis immersis, demum subhæris *Pleospora vul-*  
*gari* similibus, sparsis; ascis cylindræo-clavatis vel oblongo-cla-  
vatis, 127  $\times$  36 ca. crassiuscule tunicatis; sporidiis polystichis, me-  
dio valde constrictis, dimidia parte crassiore, rotundata vel attenuata,  
altera semper rotundata, luteo-brunneis, transverse 7-septatis, ple-  
rumque septis longitudinalibus copiosis, 31-37  $\times$  14,5-16.

*Hab.* in caulibus *Medicaginis sativæ* (Legumino-  
sae), prope Alten, Anhalt, Germania. — *Pl. vulgari* et *Pl. maircanæ*  
valde affinis.

31. **Pleospora Prosopidis** Bubák, Ann. Naturh. Hofmus. Wien, XXVIII 6707  
(1914) p. 202. — Peritheciis sparsis, globosis, initio tectis dein nu-  
dis, atris, 180-250  $\mu$  diam., excipulo crasso, pseudoparenchymatico,  
nigro-fusco; ascis cylindræo-clavatis, rectis vel curvis, distincte  
pedicellatis, crasse tunicatis, 110-150  $\times$  28-32, paraphysibus filifor-  
mibus obvallatis; sporidiis distichis, oblongo-ovatis, rectis vel infra  
curvatis, utrinque rotundatis, brunneis, 28-35  $\times$  11-13, transverse  
4-septatis, ad septa constrictis, loculo secundo maximo loculis me-  
diis duobus vel tribus longitudinaliter semel divis.

*Hab.* ad caules emortuos *Prosopidis Stephaniæ*  
*næ* (Leguminosae), in Syria et ad confines Mesopotamiæ et A-  
rabiæ borealis.

32. **Pleospora Rufescentis** Vouaux, Bull. Soc. Mycol. de Fr., 1913, p. 6708  
124. — Peritheciis plerumque 4-12 aggregatis, immersis v. papil-  
liformi prominulis, nigris, subsphaeroideis, 180-312  $\mu$  diam.; con-  
textu brunneo-nigrescenti, crasso, pseudoparenchymatico e cellulis  
polygoniis 6-8  $\mu$  cr. et crasse tunicatis efformato; ascis clavatis bre-  
viter crasseque pedicellatis, apice late rotundatis, crasse tunicatis,  
octosporis v. etiam usque bisporis, 92-120  $\times$  21-24; paraphysibus  
numerosis parum septatis, parce ramosis, hyalinis v. flavidulis,  
ascos superantibus, 3,5-4  $\mu$  cr.; sporidiis oblique monostichis, cur-  
vulis v. subassimetricis, primum continuis hyalinis, dein 1-septatis

v. brunneis et 3-septatis, demum brunneo-melleis plerumque 3-raro 4-5-septatis et etiam septo longitudinale plus minus distincto praeditis, ad septa constrictis, loculis grosse uniguttulatis, 22-29  $\approx$  10-13.

*Hab.* in thallo *Peltigera erufescentis* (Lichenes), in sabulosis, Malo-Centre, Gallia bor. (BOULY DE LESDAIN).

33. *Pleospora Crozalsii* Vouaux, Bull. Soc. Mycol. de Fr., 1913, p. 6709

124. — Peritheciis sparsis, parum numerosis, ostiolo papilliformi tantum emergentibus, subsphaeroideis, 100-150  $\mu$  diam.; contextu tenni, brunneo, e cellulis polygoniis irregularibus 5-6  $\mu$  cr. efformato; ascis clavatis, distincte breviter noduloseque pedicellatis, octosporis, tunica apice incrassata praeditis, 58-68  $\approx$  13-15; paraphysibus paucis, filiformibus, sinuosis, parce ramosis septatisque, sporas subaequantibus; sporis distichis, utrinque late rotundatis; subovoideis, primum hyalinis et 1-septatis dein brunneis et 3-septatis, demum pallide brunneis et plerumque 4-5-septatis, et in uno v. duobus loculis longitudinaliter uniseptatis, ad septa praecipue ad medium constrictis, 16-21  $\approx$  6-7.

*Hab.* in thallo *Stictinae sylvaticae* (Lichenes), Caisserols-le-Haut, Herault, Gallia (A. DE CROZALS).

34. *Pleospora baldratiana* Baccarini, F. Erite. II n. 82, in Pirotta Ann. 6710

Bot. 1917. — Peritheciis sparsis sub epidermide nigrefacta ac lacerata nidulantibus, mediocribus, contextu parenchymatico fuliginoso; ascis clavatis, breviter pedunculatis, paraphysibus filiformibus, cito evanidis, obvallatis (80-91  $\approx$  24); sporidiis ellipsoideis parvulum asimmetricis, transverse triseptatis, loculo mediano longitudinaliter oblique uniseptato.

*Hab.* in foliis siccis *Dracaenae Ombet* Kotschy et Peyr. (Liliaceae), ad Arbaroba, Erythraea (BALDRATI).

35. *Pleospora bobanensis* Bubák, III. Beitr. Pilz. Montenegro, in Botanikai Közlemények, 1915, p. (60). — 6711

Peritheciis gregariis, semiimmersis, epidermide tectis, globosis, 220-280  $\mu$  in diam., apice subconica, postea poro apertis, parietibus crassissimis, contextu intus hyalino, crasso, extus atro-fusco, ascis oblongis, 150-180  $\approx$  35-38, crasse tunicatis, ad apicem parum attenuatis, ibidemque rotundatis et incrassatis, brevissime stipitatis, octosporis, paraphysibus filiformibus obvallatis; sporidiis tristichis vel rarius subtristichis, oblongo-fusoides, 40-48  $\approx$  15-19, 7-8 septatis, non vel parum ad septa constrictis, parte superiore parum latiore, septis longitudinalibus 2-3 instructis, mucro anguste obvolatis, brunneo-flavidis.

*Hab.* ad caules emortuos *Veratri Lobeliani* (Lilia-

ceae), in Monte Studena ad Boban (distr. Drobnjakensis), Montenegro.

36. **Pleospora Lycopodii** Lind, Dan. Fungi, p. 227 t. IV f. 44 (1913).— 6712

Peritheciis in matrice sparsis, subglobosis, glabris, 250  $\mu$  diam., depressis, atris, coriaceis, obtuse papillatis; ascis cylindraceo-clavatis, crasse tunicatis, brevissime stipitatis, 72-76  $\times$  16-18, octosporis, aparaphysatis; sporidiis distichis, ellipsoideis, horizontaliter 3-5-septatis, verticaliter imperfecte 1-septatis, ad septa constrictis 24-26  $\times$  7-9, melleo-fuliginis.

*Hab.* in foliis emortuis *Lycopodii clavati* (Lycopodiaceae), in Dania. — Socia adest *Coniothyrii* spec. sporulis 3-4  $\mu$  diam. An paraphyses jugiter deficientes?

37. **Pleospora Magnoliae** Massa in Ferraris e Massa, Ann. Mycol. X, 6713

1912, p. 287, tav. IV fig. 6<sup>1-2</sup>. — Peritheciis membranaceis nigris 140-180  $\mu$  diam.; ascis clavatis, breviter pedicellatis, apice rotundatis, 130  $\times$  20, octosporis; sporidiis fuligineo-fuscis, 3-5-septatis et loculis a septo longitudinali divisus, leniter et irregulariter ad septa constrictis, 24-27  $\times$  12.

*Hab.* in foliis *Magnoliae grandiflorae* (Magnoliaceae), Firenze, Italia med. (MICHELINI).

38. **Pleospora saccoboloides** Speg., Mycet. Argent. VI, Anal. Mus. Nac. 6714

Buenos Aires XXIII, p. 62 (1912). — Peritheciis amphigeis, sparsis, parenchymate innatis, prominulo-erumpentibus, lenticularibus, 200-250  $\mu$  diam., coriaccellis, non collabentibus, vix ostiolato-papillatis; ascis cylindraceis, brevissime crasseque pedicellatis, 120-130  $\times$  30, crasse tunicatis, transverse ad tertium vel quartum inferum deliscentibus, aparaphysatis; sporidiis ellipsoideis, 7-9-septato-muriformibus, ad septum medium valide, ad caetera leniter constrictis, primo aureis dein fuliginis, 30-34  $\times$  16-17, ex ascis in massam mucosam cylindricam 120  $\times$  25  $\mu$  protrudentibus.

*Hab.* in foliis dejectis putrescentibus *Ficus subtriplicinervi* (Moraceae), in hortis, La Plata, Argentina. — Species generis dubioso *Diplothecae* Starb. facile pertineus ob sporas conglobatim expulsas, sed forma haec etiam in *Pl. herbarum* passim non rara.

39. **Pleospora Eriobotryae** Cristofoletti, in Stazioni Sper. Agr. it. v. 6715

XLVI, 1913, p. 627. — Perithecia sparsa, pauca, per epidermidem erumpentia, dein fere omnino nudata, cuboideo-depressa, ostiolo papillato vertice obtuso, glabra, 236-290  $\mu$  lat.; asci tenne clavati, subcurvi, octospori, parve paraphysati, 148  $\times$  17; ascosporae disti-

chæ, oblongæ, murali-divisæ, flaviusculæ, 35  $\approx$  13.

*Hab.* in maculis rotundis aridis foliorum vivorum *Eriobotryæ japonicæ* (Rosaceæ), Roma, Italia. — St. ascoph. *Macrosporii Eriobotryæ* Crist.

40. *Pleospora spiræina* Bubàk, Ann. Mycol. XIII, 1915, p. 26. — Peritheciis cortici immersis, apice conico-erumpentibus, globosis, parum applanatis, ambitu rotundatis vel oblongis, nigris, opacis, 200-270  $\mu$  in diam., contextu atrobrunneo, pseudoparenchymatico; ascis clavatis, 75-105  $\approx$  15-20, apice rotundatis, basi in pedicellum brevem attenuatis, octosporis. Sporidiis distichis, ellipsoideo-fusiformibus, 24-31  $\approx$  8-9,5, 7-septatis, loculis nonnullis longitudinaliter uniseptatis, dimidio superiore latiore, utrinque attenuato-rotundatis, saturate luteo-brunneis. 6716

*Hab.* ad ramos *Spirææ opulifoliæ* (Rosaceæ), Eisgrub, Moravia (H. ZIMMERMANN).

41. *Pleospora Gailloniae* Bubàk, Ann. Naturh. Hofmus. Wien, XXVIII (1914) p. 200. — Peritheciis sparsis, subepidermico-erumpentibus, breve papillatis, globosis, atris, 150-200  $\mu$  diam., contextu pseudoparenchymatico nigro-fusco; ascis clavatis, apice rotundatis, 75-120  $\approx$  35-38, paraphysibus filiformibus, apice ramosulis curvatis obvallatis; sporidiis subtristichis, ellipsoideo-oblongis, utrinque late rotundatis, brunneis, 35-43  $\approx$  17-19, transverse 5-septatis, longitudinaliter cellulis nonnullis vel omnibus septo unico, saepe continuo divis, ad septa constrictis, dimidia parte inferiore magis angusta, mucro hyalino fortiter intumescente obvolutis. 6717

*Hab.* in cortice vetusto *Gailloniae Olivieri* (Rubiaceæ), inter Hatra et Asur in Mesopotamia. — Ob sporidia 5-septata et mucro obvoluta facile distinguenda.

42. *Pleospora canariensis* Speg., Anal. Mus. Nac. Buenos Aires, XXVI p. 125 (1914). — Peritheciis plagulis atratis adnatis, primo tectis sed mox denudatis, liberis, globoso-depressis, 250-300  $\mu$  diam., glaberrimis, non collabescentibus, contextu subcarbonaceo atro; ascis cylindraccis, brevissime crasseque cuneato-pedicellatis, 140-150  $\approx$  30, mox diffuentibus, pseudoparaphysibus (?) paucis mucosis immixtis; sporidiis oblique distichis, ellipsoideis, 40  $\approx$  20, transverse saepius 5-septato-constrictis, loculis extremis longitudinaliter 1-2-, mediis 3-4-septatis, primo flavidis dein fumoso-atris, pellucidis. 6718

*Hab.* in ramis aridis subputrescentibus *Plocamæ pendulae* (Rubiaceæ), in collinis, Las Palmas, ins. Canar.

43. *Pleospora batumensis* Naumow, Bull. Soc. Mycol. de Fr. 1912, p. 6719

55 c. icone. — Peritheciis sparsis vel gregariis (circa 20), immersis, dein erumpentibus, subglobosis,  $120 \times 100$ . Cellulis pseudoparenchymaticis, peritheciis  $12-20 \mu$  diam.; ascis piriformibus, paucis, octosporis, irregulariter biseriatis,  $50 \times 27$ . Sporidiis hyalinis, ellipticis, 5-septatis, loculis 2-3-4 mediis in longitudine 1-septatis, non vel vix constrictis,  $30 \times 12$ .

*Hab.* ad petiolos foliorum in maculis suberosis *Citri* (Rutaceae), Batum, Russia austr.

44. **Pleospora Pegani** Bubák, Ann. Naturh. Hofmus. Wien, XXVIII 6720

(1914) p. 202. — Peritheciis subepidermicis dein nudis, globosis, atris,  $160-250 \mu$  diam., contextu pseudoparenchymatico atro-fusco; ascis oblongo clavatis,  $90-130 \times 26-38$  (in perithecio) breviter pedicellatis, paraphysibus crebris filiformibus cinetis; sporidiis subdistichis, oblongo-ellipsoideis vel late fuscoideis, aliis minoribus  $28-38 \times 11-17$ , 4-rarius 5-septatis, aliis majoribus  $38-50 \times 18-23$ , 5-7-septatis, longitudinaliter loculo medio tantum, vel 2-3, vel etiam omnibus uno septo instructis, in parte inferiore curvatis, ad septa non vel parum constrictis, strato mucoso hyalino  $3-4 \mu$  crasso obvolutis.

*Hab.* in cortice *Pegani Harmalae* (Zygophyllaceae), ad confines Mesopotamiae et Arabiae orientalis. — Forma et mensuris sporidiorum valde ludibundis saepe in uno et ipso perithecio. — Verisimiliter status metagenetici sistunt: *Microdiplodia Pegani* Bub., *Camarosporium Pegani* Bub. et *Hendersonia Pegani* Bub.

45. **Pleospora herbarum** (Pers.) Rabh. — Syll. II, 247 — fm. **Solidaginis** 6721

Gonz. Frag. in Trab. Mus. Nac. Cienc. Natur., ser. Bot. n. 4 (1914) p. 22 extr. — Sporidiis 6-7-septatis, septis longitudinalibus irregularibus percursis, ad septum medium constrictis, muriformibus, fusco-castaneis,  $28-35 \times 12-15$ .

*Hab.* in caulibus siccis *Solidaginis Virgaureae* var. *cambricae* (Compositae), in montibus Carpetanis, Hispania (BELTRÁN). — fm. **Nepetae** Gz. Frag., loc. cit. — Peritheciis usque ad  $300 \mu$  diam., sporidiis subdistichis, primum 3-septatis loculis mediis septo longitudinali unico percursis, dein 6-7-septatis, longitudinaliter 2-septatis,  $20-25 \times 10-12$ .

*Hab.* in caulibus ramulisque *Nepetae Nepetellae* (Labiatae), in montibus Carpetanis, Hispania. — A typo differt sporidiis sensim minoribus saepe tantum 3-septatis etsi, ut videtur, maturis.

— Var. **Coronillae** Gz. Frag., Fungi Horti Matrit. (1917) p. 18. — Peritheciis usque ad  $250 \mu$  diam.; ascis  $130 \times 21$ ; sporidiis 5-7-septa-

tis, muriformibusque,  $28 \approx 12$ , distichis.

*Hab.* in ramulis emortuis *Coronillae emoroidis* (Leguminosae), in Horto bot. Madrid, Hispania.

- Var. **Genistae-ibericae** Gz. Frag., Fungi Horti Matrit. p. 18 (1917) — Peritheciis majusculis, demum superficialibus,  $300 \mu$  diam.; ascis paraphysatis,  $130 \approx 30$ ; sporidiis distichis raro oblique monostichis, ovoideo oblongis sursum latioribus e melleo fuliginis, initio 3-demum 7-septatis,  $25 \approx 12$ .

*Hab.* in ramulis siccis *Genistae ibericae* (Leguminosae), in Horto bot. Madrid, Hispaniae.

- Var. **Halimodendri** Gz. Frag., Fungi Horti Matrit. (1917) p. 18. — Peritheciis  $140-250 \mu$  diam., vix papillulatis; ascis  $90-125 \approx 18-24$ ; sporidiis distichis oblongis, utrinque tenuatis, e flavido fuligineo castaneis, 5-7, septatis, longitrorisus 1-2 septatis, medio constrictis,  $32 \approx 12$ .

*Hab.* in ramulis emortuis *Halimodendri argentei* (Caraganae) (Leguminosae), in Horto bot. Madrid Hispaniae (A. CABALLERO).

- Var. **asperulina** Bubàk in Ann. Naturh. Hofmus. Wien, XXVIII (1914) p. 201. — Peritheciis applanatis, rotundatis vel oblongis, 0,5 mm. usque longis; ascis clavatis,  $120-150 \approx 38$ ; sporidiis tristichis, 7-septatis, medio constrictis,  $38-47 \approx 19$ .

*Hab.* in caulibus emortuis *Asperulae asperae* (Rubiaceae), ad cacumen montis Meleto in Tauro armenio, Kurdistania media, alt. 2900-3100 m.

- Var. **Cleomes** Bubàk, loc. cit. — Sporidiis circa  $35 \mu$  longis, 15-19  $\mu$  latis, 5-6-septatis, brunneis.

*Hab.* ad caules emortuos *Cleomes glaucae* (Cappariaceae), inter Abukemal et Ramadi ad confines Mesopotamiae et Arabiae borealis.

46. **Pleospora infectoria** Fuck. — Syll. Fung. II p. 265 — var. **Stipae** 6722 Trabut, Etude sur l'Halpa, Alger an. 1889, p. 48, tab. XVI fig. 3. — A typo differt paraphysibus longioribus. — *Hab.* in foliis *Stipae tenacissimae* (Graminaceae), Algeria.

- Var. **nigriseda** Rehm, Fungi caucas. novi, Monit. Jard. bot. Tiflis XXV (1913) p. 13. — Peritheciis in maculis dilute nigrescentibus tumidulisque, 3-5 mm. latis gregarie innatis, minutissime papillulatis,  $150 \mu$  diam. Caetera ut in typo.

*Hab.* in culmis *Junci Gerardii* (Juncaceae), Prov. Baku, distr. Dzevat in monte Kalmas, Caucaso (G. WORONOW).

47. *Pleospora oligomera* Sacc. et Speg. — Sacc., Syll. II p. 241. — f. 6723

*Phlomidis* Gonz. Frag., Flor. Hispal. Microm. in Trab. Mus. Nac. de Cienc. Nat. Madrid Ser. Bot. n. 10, 1916, p. 93. — Peritheciis et ascis ut in typo; sporidiis distichis, 3-septatis, loculis penultimis longitudinaliter divisis, succineo-flavidis, 22-25  $\times$  9,5-10.

*Hab.* in ramulis emortuis *Phlomidis purpureae* (Labiatae), prope Pedroso de la Sierra, Sevilla (Hispania). — Socia *Sphaerellae Phlomidis* Bubák et Fragoso et *Phomae hispalensis* Bubák et Fragoso.

— Var. *australis* Trotter, Nuovo Giorn. bot. it. 1916, p. 16. — Peritheciis hinc inde laxe gregariis, immato-erumpentibus, dein superficialibus, subglobosis, demum depressis, umbilicato-collapsis, 130-210  $\mu$  circ. diam., basi saepe hyalinis fuliginosis ramosis septato-subtornosis 6-7  $\mu$  cr. cinctis; ascis clavato-cylindraceis supra rotundatis, basi brevissime angustato-stipitatis, 60-70  $\times$  16-19, octosporis; paraphysibus filiformibus hyalinis guttulatis, 2-2,5  $\mu$  cr., ascos vix superantibus; sporidiis subdistichis elongato-ellipsoideis, ad septa constrictis, primum 1-septatis flavo-brunneis, 15-18  $\times$  6,5-7, dein 3-septatis obscurioribus et 20-22  $\times$  10-12, demum subfuliginosis 3- raro 4-septatis et longitudinaliter plus v. minus distincte 1-septatis.

*Hab.* in caulibus languentibus *Malcomia aegyptiaca* var. *longisiliqua* Coss. (Cruciferae), in sabulosis Sidi Abdel Cherim prope Tagiura, Tripolitania.

**CLATHROSPORA** Rabenh. — Syll. IX p. 394, XVI p. 548, XXII p. 277.

1. *Clathrospora Pteridis* J. Lind, Ann. Mycol. XIII, 1915, p. 22 fig. 3. — 6724

Peritheciis sparsis, superficialibus, minutis, globoso-depressis, ostiolo minuto; ascis clavato-cylindraceis, sursum latiuscule rotundatis basi in stipitem brevissimum, nodulosum attenuatis, octosporis, 110-120  $\times$  16-18; sporidiis distichis vel inferne submonostichis, e fronte piriformibus, vix inaequalateralibus, basi acutiusculis, transverse 4-septatis, loculis mediis centro septo longitudinali divisis, 25  $\times$  12, e latere cylindraceis, 8  $\mu$  crassis, luteis.

*Hab.* in caulibus siccis *Pteridis aquilinae* (Filices), Tyrvää, Fennia (VAINIÖ HEIKINHEIMO). — *Cl. pentameræ* (Karst.) Berl. proxima.

**COMOCHLATRIS** F. E. Clements, Minnesota Bot. Stud., P. II, v. IV, 1911, p. 186; Genera of Fungi 1909, p. 173 (nomen) (Etym. *chome*

quia pilosa et *clathris*, i. e. *Clathrospora* pilosa; est etiam *Pocosphaeria* sporis applanatis). — Perithecia plerumque gregaria vel copiosa, tecta vel mox epidermide evanida superficialia, membranacea vel submembranacea, globosa, vix aut non papillata, nigra, setosa. Paraphyses filiformes vel clavulatae. Sporae ellipticae ovoideaeque, applanatae, muriformes, aureae vel brunneae.

1. **Comochlatis Ipomoeae** F. E. Clements, l. c. p. 186. — *Pyrenophora* 6725  
*Ipomoeae* F. E. Clements, Crypt. Format. Colorad. 450. — Peritheciis gregariis vel copiosis in areis nigricatis indeterminatisque diu vel persistenter tectis, membranaceis, globosis dein eupulato-collapsis, inferne setis brunneis simplicibus brevibus vix septatis 100-120  $\approx$  4-6, crebre circumdatis, superne calvis, magnis, 400-500  $\mu$  diam.; ascis octosporis, clavulato-cylindricis, stipitatis, 75-100  $\approx$  15; paraphysibus numerosis, filiformibus; sporis oblique monostichis vel distichis, applanatis, oblongo-ovoideis, 4-septatis, 2 cellulis internis latioribus longitudinaliter 1 divisis, ad septa constrictulis, 20-24  $\approx$  9-10, acie 6-7  $\mu$ .

*Hab.* in caulibus vetustis *Ipomoeae leptophyllae* (Convolvulaceae), Wray, 1100 m., Amer. bor. (sub nomine *Pyrenophora Ipomoeae*, Cryptogamis Formationum Coloradensium edita n. 450).

2. **Comochlatis lanata** F. E. Clements, l. c. p. 186, tab. XXV fig. 1. — 6726  
 Peritheciis plerumque gregariis, tectis, deinde epidermide evanida superficialibus, submembranaceis, depresso-globosis, ostiolatis, vix vel non papillatis, setis simplicibus rigidis multiseptatis fumosis versus apicem pallidioribus, raro distincte asperulatis, 150-250  $\approx$  4-5 in epidermide radiatim fixis dense obsitis, nigris, 250-450  $\mu$  diam.; ascis octosporis, late clavulatis vel oblongis, breviter stipitatis, 100-125  $\approx$  20-25; paraphysibus paucis, filiformibus superne clavulatis; sporis irregulariter distichis, applanatis, ellipsoideis vel ovoideis, 5-septatis, 4-cellulis internis longitudinaliter 1-divis, vix vel non constrictis, 24-27  $\approx$  15, acie 6-7  $\mu$ .

*Hab.* in caulibus vetustis *Leptotaeniae multifidae* (Umbelliferae), Silverton, 2800 m., Amer. bor. (Crypt. Form. Colo. 444). — Nomen propter perithecium lanatum.

#### **MERISMATIUM** Zopf. — Syll. XVI p. 553.

1. **Merismatium Lecanorae** (Oliv.) Vouaux, Bull. Soc. Mycol. de Fr. 1913, 6727  
 p. 77. *Polyblastia Lecanorae* Oliv., Par. Lich. Fr. Suppl. p. 9. — Peritheciis sparsis, sed quandoque valde numerosis primis immersis

punctiformibus, demum  $\frac{1}{3}$  v. 0,5 emergentibus, nigris, ostiolo umbilicato praeditis, subsphaeroideis 200-300  $\mu$  diam.; contextu obscure brunneo, crasso, pseudoparenchymatico e cellulis polygoniis 7-10  $\mu$  lat. efformato; ascis clavatis, distincte crasseque pedicellatis, apice late rotundatis, crasse tunicatis, octosporis, quandoque tetrasporis, 110-124  $\approx$  24-31; paraphysibus juventute tantum distinctis, sinuosis, irregulariter ramosis; sporidiis distichis v. monostichis, oblongis, quandoque ovoideis, plerumque vero valde irregularibus 5-7 distincte transverse septatis et 1-2 longitudinaliter septatis, septis spuriis nonnullis etiam praeditis, ad septa constrictulis flavo-melleis, 24-31  $\approx$  11-14 (sec. Oliver, 25-40  $\approx$  10-16).

*Hab.* in thallo ad apothecia *Leeanorae parcellae* (Lichenes), Adge Herault, Gallia (A. DE CROZALS).

**PYRENOPHORA** Fr. — Syll. II p. 277, IX p. 895, XI p. 344, XIV p. 602, XVI p. 549, XVII p. 757, XXII p. 278.

1. **Pyrenophora pileata** Volkart ap. Rübél, in Engl. Bot. Jahrb. 47 6728 (1912) p. 516, fig. 18. — Peritheciis sparsis, epidermide ostiolo tantum prorumpentibus, ovoideis, 170-290  $\mu$  latis, 200-330  $\mu$  altis, ostiolo 100-130  $\mu$  lato setis brevibus numerosissimis cincto; ascis clavatis 104-148  $\approx$  21-30 (plerumque 122  $\approx$  25), apice rotundatis, paraphysibus filiformibus obvallatis; sporidiis octonis, distichis, luteis, fusiformibus, 38-50  $\approx$  10-14, transverse 5-septatis, longitudinaliter septo unico imperfecto praeditis.

*Hab.* in foliis putrescentibus *Phytumatis hemisphaerici* (Campanulaceae), in Monte Bernina, Engad. super.

2. **Pyrenophora convexispora** Bubák, Annales Naturh. Hofmus. Wien 6729 XXVIII (1914) p. 198. — Peritheciis sparsis, globosis, 100-150  $\mu$  diam., subepidermicis, dein apice conico prominulis, contextu crasso, pseudoparenchymatico, nigro, vertice setis fuscis, rigidis, septatis, 80-150  $\mu$  longis ornatis; ascis paucis, ellipsoideo-oblongis, 75-110  $\approx$  38-50, breviter pedicellatis, crasse tunicatis, octosporis; sporidiis 3-stichis, ovoideo-ellipsoideis, 28-48  $\approx$  17-24, transverse 5-7-longitudinaliter 2-3-septatis, ad septa valde constrictis ideoque loculis convexis, aureo-flavidis vel dilute castaneo-brunneis.

*Hab.* in foliis emortuis *Arenariae Tmoleae* (Caryophyllaceae), in monte Ak Dagh in Tauro cataonico, Kurdistania occid., alt. 2500-2650 m.

3. **Pyrenophora Saponariae** Gonz. Fragoso, Mem. R. Soc. Españ. Hist. 6730 Nat. t. 11., 1919, 3., p. 95. — Peritheciis numerosis, sparsis, erum-

pentibus, globosis, vel subglobosis, 175-300  $\mu$  in diam., saepe papillatis, atris, duris, pseudoparenchymaticis, cellulis 11-14  $\mu$ , vertice setulis rigidis curvulisve vestitis, longis usque 175  $\mu$ ; ascis oblongis, rectis vel curvulis, 115-175  $\times$  28-32, apice rotundato-incrassatis, brevi pedicellatis, paraphysibus nullis vel evanescentibus; sporidiis tristichis vel conglobatis, oblongis vel oblongo-fusoides, utrinque obtusis, rectis vel leniter curvulis, 45-60  $\times$  15-24, plerumque transverse 7-septatis, setulis longitudinalibus, 1-3, ad septum vix constrictis, junioribus melleis, demum obscure fuscis.

*Hab.* in caulibus foliisque siccis *Saponariae caespitosae* DC. (Caryophyllaceae), prope Montsech d'Arés, Lérida (FONT QUER) et prope Torreblanca in Pyr., Aragon (C. PAU), Hispania.

4. **Pyrenophora Silenes** G. Fragoso, Png. Myc. Persiae, Bol. Soc. Españ. 6731  
de Hist. Nat. t. XVI, 1916, p. 172. — Peritheciis sparsis v. laxe gregariis, tectis, globosis breviter papillatis, atris subcoriaceis, distincte cellulosis, 100-200  $\mu$  diam., ostiolo minuto pertusis, setis longis usque 90  $\times$  5-7 septatis, fuliginosis, in apicem saepe subhyalinis praeditis; ascis paucis, evanidis, usque ad 110  $\times$  30, subsessilibus, apice rotundatis, paraphysibus ramosis intermixtis; sporis irregulariter distichis v. monostichis, brunneo-fuliginosis, oblongis, 7-9-septatis, muriformibus, ad medium constrictis, plerumque 36-42  $\times$  20-24, raro usque 70  $\times$  28, transverse 7-11, longitudinaliter 3-5 septatis, ad septa omnia constrictis.

*Hab.* in foliis ramulisque languidis v. emortuis *Silenes tejadensis* et *S. albescens* (Caryophyllaceae), prope Olboas Rio Karun et Kouh-Sefid (Alto Karun), Persia (FERD. MARTINEZ DE LA ESCALERA). — *Pyrenophorae dubiae* Bub. proxima sed satis diversa.

5. **Pyrenophora Leucelenes** Ch. E. Fairman, Mycologia 10., 1918, p. 6732  
249. — Peritheciis nigris minutis 100-150  $\mu$  diam., sparsis, immersis, dein erumpenti-superficialibus globosis, breviter minuteque setulosis, setulis basi brunneis apice hyalinis rectis rigidis 20-70  $\times$  3-4; ascis obovatis apice rotundatis breviter stipitatis, octosporis, 80-85  $\times$  30-33; sporidiis irregulariter tristichis v. conglobatis, 6-7-septatis septo medio constrictis, superiori parte obtusis et episporio protrudenti, loculis septis long. 1-3 divisis, primum flavis dein obscure brunneis demumque opacis, 20  $\times$  13, 33.

*Hab.* in caulibus foliisque *Leucelenes arenosae* (Compositae), Ute Park Colfax C., 2200-2900 m. alt., New Mexico, Amer. bor. (P. C. STANDLEY). — Sociæ adsunt *Hendersonia Leuc.* et *Microdiplodia Leucelenes*.

6. **Pyrenophora dichromotricha** Speg., Anal. Mus. Nac. Buenos Aires, 6733  
 XXVI p. 126 (1914) c. ic. — Peritheciis in matrice decorticata et  
 cinerascens superficialibus, sparsis vel hinc inde laxe gregariis,  
 udis subglobosis, siccis plus minusve collabescentibus, 200-250  $\mu$   
 diam., ostiolo minute papillato perforatis, membranaceis, atris, con-  
 textu indistincto subopaco, pilis simplicibus, patentiusculis, vix  
 flexuosis, inferne atris superne achrois, 50-100  $\approx$  5-8, continuis vel  
 parcissime septatis indutis; ascis cylindraceo-clavulatis, apice ro-  
 tundatis crasseque tunicatis, basi breviter crasseque pedicellatis,  
 100  $\approx$  20, subapophysatis; sporidiis oblique distichis, ellipsoideis,  
 utrinque modice rotundatis, transverse 3-5 septatis, ad septum me-  
 dium tantum validiuscule constrictis, loculis centralibus septis lon-  
 gitudinalibus 1-2 divisis, primo flavidis dein atris subopacis, 24-  
 28  $\approx$  13-14.

*Hab.* in caulibus aridis subputrescentibus *Euphorbia* e  
*terraeinae* (Euphorbiaceae), in dumis circa Puerto Luz, ins.  
 Canar.

7. **Pyrenophora Ephedrae** Speg., Mycet. Argent. VI, Anal. Mus. Nac. 6734  
 Buenos Aires XXIII p. 63 (1912). — Peritheciis sparsis, per rimu-  
 las corticis erumpentibus, minutis, atris, 180-200  $\mu$  diam., carno-  
 sulo-submembranaceis, contextu dense minuteque parenchymatico,  
 ostiolo non papillato sed fimbriato-penicillato, setis confertis, erec-  
 tis, 30-60  $\approx$  5-6, fulvellis, obtusiusculis 3-5 blastibus; ascis e cylin-  
 draceo-subclavulatis, breviter pedicellatis, 125-150  $\approx$  20, parce pa-  
 raphysatis; sporidiis distichis, elongato-ellipsoideis, rectis vel le-  
 niter inaequilateris, utrinque acute rotundatis, transverse 3-5 (raro  
 6-) septatis, medio tantum constrictis, septo longitudinali unico,  
 primo flavis dein olivaceis, 28-30  $\approx$  9-10.

*Hab.* in ramulis emortuis *Ephedrae andinae* (Gneta-  
 ceae), in praeruptis Potrerillos prope Mendoza, Argentina.

8. **Pyrenophora Brizae** C. Mass. in Saccardo, Ann. Mycol. IX, 1911, 6735  
 p. 250. — Peritheciis erumpentibus laxè disseminatis, subcarbona-  
 ceis, globosis, ovoideis, 260-300  $\mu$  diam., superne setulis rigidis ex-  
 tremitate pallidioribus, septatis 200-220  $\approx$  6-10 coronatis; ascis bre-  
 viter stipitatis, cylindraceo-clavulatis varie curvulis, 140-180  $\approx$   
 32-40; paraphysibus filiformibus cito collabefactis; sporidiis octo-  
 nis, pallide flavis, melleis, oblongis, utrinque rotundato-obtusis, 3-  
 septatis, loculis duobus mediis v. superiore tantum longitudinaliter  
 1-septatis, 26-32  $\approx$  10-14.

*Hab.* in foliis emortuis *Brizae mediae* (Graminaceae),

in M. Baldo, loco « Val Fredda » dicto (A. GOIRAN). — *Pyren. relicinae* valde affinis sed characteribus sporidiorum, ut videtur, satis diversa.

9. **Pyrenophora Pellatii** N. Ranoïevich, Ann. Univ. Grenoble 1918, livr. 3., p. 375, fig. 3; Bull. Soc. Mycol. de Fr., XXXV, 1919, p. 16, fig. 3. — Peritheciis subaequaliter distributis, epidermide tectis, ostiolo setis convergentibus ornato, erumpentibus, piriformibus, globosis, basi fibrillosis, nigris, 165-280  $\mu$  diam., setis rigidis, fragilibus, dilute fuligineo-brunneis apice pallidioribus, continuis, demum septatis, tunica ca. 5  $\mu$  crassa, usque ad 360  $\mu$  longis, 8,5-14  $\mu$  latis, contextu parenchymatico, fuligineo-brunneo; ascis oblongo-clavatis, cylindraceutis, rectis, curvulis, supra rotundatis, basi breviter pedicellatis, tunica 3,5-4,5  $\mu$  crassa, octosporis, 98-119  $\approx$  28-35. Paraphysibus superantibus, numerosis, simplicibus, septatis, hyalinis, ca. 3  $\mu$  latis; sporidiis distichis, ovoideo-elongatis, oblongis, utrinque rotundatis, rectis vel leniter curvulis, transverse 7-septatis, initio medio, aetate ad septa omnia constrictis, longitudinaliter 2-4 septatis, primo melleis, demum obscure fuligineo-brunneis, 29-39  $\approx$  11-17.

*Hab.* in spinis *Astragali aristati* (Leguminosae), prope Ubaye ad Jausiers, Basses-Alpes, La Grave, Villard-d'Arène, Hautes-Alpes, Gallia (A. PELLAT).

10. **Pyrenophora dubia** Bubák, Ann. Naturh. Hofmus. Wien, XXVIII (1914) p. 199. — Peritheciis sparsis, globosis vel parum applanatis, 200-300  $\mu$  diam., subepidermicis dein nudis, atris, nitidis, contextu crasso, pseudoparenchymatico, atro, setis rigidis, 180-280  $\mu$  longis, fragilibus, septatis, nigro-fuscis ornatis; ascis ovoideis vel oblongo-clavatis, saepe curvatis, 150  $\approx$  65-75 (in peritheciis), apice rotundatis, basi breviter pedicellatis, tunica crassiuscula praeditis; sporidiis tristichis, ellipsoideo-oblongis, 45-80  $\approx$  25-36. transverse 7-11-longitudinaliter 2-3-septatis, ad septa constrictis, castaneo-brunneis, strato mucoso hyalino crasso obvolutis.

*Hab.* in rachidibus foliorum emortuorum *Astragali icema dophylli* (Leguminosae), in monte Meleto, Tauro Armenio in Kurdistania media, alt. 2600-3100 m. — A *P. pachyasca* Syd. sporidiis majoribus, a *P. Astragalorum* Maire ascis latioribus octosporis differt.

11. **Pyrenophora Meliloti** N. Ranoïevich, Ann. Univ. Grenoble, livr. 3., 1918, p. 374, fig. 2; Bull. Soc. Mycol. de Fr., XXXV, 1919, p. 15, fig. 2. — Peritheciis gregariis, peridermide diu tectis, tandem erum-

pentibus, nigris, subglobosis, globoso-depressis, 130-245  $\mu$  diam., contextu parenchymatico, fuligineo-brunneis, setulis concoloribus, apicem versus dilutioribus, erectis, leniter curvulis, sursum attenuatis, usque ad 118  $\mu$  longis, 4-5,5  $\mu$  latis praeditis, ostiolo 20-30  $\mu$  lato; ascis oblongo-clavatis, cylindraccis, rectis, curvulis, supra rotundatis, stipitatis, octosporis, 64-90  $\approx$  16-22, paraphysibus superantibus, septatis, hyalinis, ca. 3  $\mu$  crassis; sporidiis distichis, ellipsoideo-ovato-elongatis, utrinque rotundatis, primum transverse 5-septatis, septis imparibus (medio fortiter) constrictis, demum 7-septatis, ad omnia septa plus minusve constrictis, longitudinaliter 2-3 septatis, loculis ultimis plerumque continuis, flavo-melleis, dein fuscidulis, diaphanis, 22-30  $\approx$  9,5-14,5.

*Hab.* in caulibus vetustis *Meliloti albae* (Leguminosae), prope Ubaye ad Jausiers, Basses Alpes, Gallia.

12. *Pyrenophora depressa* Peck — Syll. IX, p. 895 — f. *Thesii* Gz. Fragoso, Bol. R. Soc. Españ. Hist. nat. t. 18., 1918, p. 82. — Peritheciis globosis vel globoso-depressis, primum tectis, dein erumpentibus, 180-350  $\mu$  diam., basi hyphis fuliginosis cinctis, prope apicem setis rigidis, rectis vel flexuosis, crassiusculis praeditis; ascis clavatis, 95-125  $\approx$  30-40, breviter pedicellatis; sporidiis distichis, vel conglobatis, primum olivaceis, dein fuliginosis, oblongis vel ovoideis, 28-36  $\approx$  11-18, plerumque 3-raro 5-septatis, medio constrictis, septis 1-2 longit. praeditis. 6739

*Hab.* in caulibus siccis *Thesii impressi* (Santalaceae), prope Kouh-Sefid, Persia (FERD. MARTINEZ DE LA ESCALERA). — Affinis *Pyr. depressae* f. *Stachydis* Gz. Frag. cum qua verisimiliter species distincta constituit. — F. *Stachydis* G. Fragoso, Pug. Myc. Persiae, Bol. Soc. de Hist. Nat. t. XVI, 1916, p. 171. — Peritheciis sparsis, primum tectis dein erumpentibus, globoso-depressis, atris, usque 250  $\mu$  diam., basi hyphis radiantibus cinctis, prope apicem setis brevioribus, rigidis, crassiusculis praeditis; ascis clavatis vel cylindracco-clavatis, usque 100-125  $\approx$  25-30; ascosporis irregulariter distichis vel monostichis, oblongis 3-5-septatis, longitudinaliter 1-2-septatis, 25-35  $\approx$  18-20, pallide-fuscis.

*Hab.* in spinis, caulibus ramulisque *Stachydis acerosae* (Labiatae) Boiss., prope Kouh-Sefid (Alto Karun) et Olhoas, Rio Karun, Persia (FERD. MARTINEZ DE LA ESCALERA). — Socia *Pleospora kurdistanica* Bubak et *P. herbarum* (Pers.) Rabh.

PLEOMASSARIA Speg. — Syll. II p. 239, IX p. 872, XI p. 341, XVI

- p. 552, XVII p. 759, XXII p. 280.
1. **Pleomassaria Elaeagni** Potebnia, Publ. Ist. Bot. (Charkow 1912). — 6740  
 Descriptio ignota. Status conidicus sistit *Camarosporium Elaeagni* Poteb., Syll. Fung. XXII p. 1081.  
*Hab.* in ramis siccis nec non in culturis *Elaeagni angustifoliae* (Elaeagnaceae), Saratov, Rossia.
  2. **Pleomassaria gigantea** Sydow, Ann. Mycol. XII, 1914, p. 265. — 6741  
 Peritheciis sparsis, globosis vel hemisphaericis, coriaceo-carbonaceis, ca. 1 mm. diam., atris, tectis, cortice immersis, ostiolo rotundo donatis; ascis oblongis, 200-300 × 35-40, 1-2-sporis; paraphysibus longissimis, copiosissimis, 1-1,5 μ latis; sporidiis oblongis vel oblongo-fusoideis, utrinque obtusis, transverse 18-30-septatis, ad omnia septa non vel leniter constrictis, longitudinaliter 3-5-septatis, hinc clathrato-muriformibus, ex hyalino olivaceo-fuscis vel rufofuscis, 80-170 × 25-28, mucro haud observato.  
*Hab.* in cortice *Euphorbiae* sp. (Euphorbiaceae), Amazintote Natal, Africa austr. (E. M. DOIDGE).
  3. **Pleomassaria andina** Speg., Mycet. Argent. VI, Anal. Mus. Nac. 6742  
 Buenos Aires XXIII p. 64 (1912). — Peritheciis laxissime gregariis, primo tectis dein, cortice secedente, nudatis superficialibusque, subhemisphaericis, 300-350 μ diam., atris, carbonaceis, obsolete ostiolatis, contextu indistincto; ascis cylindraceutis, breviter crasseque pedicellatis, 150-180 × 16-18, paraphysibus copiosis cinctis 4-6-8-sporis; sporidiis recte vel oblique monostichis, ellipsoideis, utrinque subacutiuscule rotundatis, transverse 5-9-, longitudinaliter 1-2-septatis, 28-35 × 12-14, ad septum centrale tantum validiuscule constrictis, non vel leniter inaequilateris, primo flavis et mucro obvolutis dein atris nudis.  
*Hab.* in ramis *Lyci chilensis* (Solanaceae), in aridis circa Potrerillos prope Mendoza, Argentina.

**TITANELLA** Sydow, Ann. Mycol. 17., 1919, p. 36. — Perithecia globosa vel subglobosa, atra, primitus fere omnino in peridermio immersa, dein plus minus erumpentia, tandem saepe pro maxima parte libera, sed peridermii reliquiis albidis conspersa, coriaceo-carbonacea, parietibus crassis, ostiolo plano erumpente; asci clavati, copiose paraphysati, plerumque 2-4 spori; sporae magnae, brunneae, muriformiter divisae, mucro plus minus distincto obvolutae.

Huc ducentiae sunt, sec. Sydow: *Tullella luzonensis* P. Henn., *J. intermedia* Syd., *Pleomassaria ilicina* Syd. et Butl., *Pl. grandis* Syd.

1. *Titanella ilicina* Syd. et Butl., Ann. Mycol. IX, 1911, p. 411 (sub *Pleomassaria*). — Peritheciis sparsis v. hinc inde aggregatis, depresso-globosis, coriaceo-carbonaceis,  $\frac{3}{4}$ - $1\frac{1}{4}$  mm. diam., atris, cortice exteriori immersis, tectis, ostiolo circulari erumpenti donatis; ascis amplis, variabilibus, 1-5-sporis; sporidiis oblongis v. oblongo-fusoides, utrinque rotundatis, saepe inaequilateris, transverse 6-12-septatis, longitudinaliter 1-septatis, ad septa non vel vix constrictis, primo hyalino-flavidis, dein fusco-brunneis, opacis, 70-120  $\times$  20-28, mucro obvolutis.

*Hab.* in cortice *Ilicis* (verisimiliter *L. dipyrænae*), Aquifoliaceae), Ranikhet Kumaon Himalaya, Indiae or. (INAYAT).

2. *Titanella grandis* Sydow, Ann. Mycol. XII, 1914, p. 264 (sub *Pleomassaria*). — Peritheciis sparsis, depresso-globosis, coriaceo-carbonaceis, 1,5-2,5 mm. diam., atris, in cortice exteriori immersis, vertice tantum prominulis, ostiolo rotundo pro ratione minuto donatis, pariete crassissimo; ascis amplis, variabilibus, 2-8-sporis, indistincte paraphysatis, sporidiis monostichis usque distichis, ellipsoideo-oblongis, utrinque obtusis, transverse 10-15-septatis, longitudinaliter 2-4-septatis, non constrictis, raro ad septum medium lenissime constrictis, ex hyalino fuscis, 70-95  $\times$  28-36, episporio crasso (2-3,5  $\mu$ ), involuero mucilaginoso nidulantibus.

*Hab.* in cortice *Sideroxylinermis* (Sapotaceae), Amanzimtote Natal, Africa austr. (E. M. DOIDGE).

3. *Titanella intermedia* Sydow, Engler' Botan. Jahrbüch. 54., 1916, p. 254 (sub *Julella*). — Peritheciis sparsis, depresso-globosis vel lenticularibus, coriaceo-carbonaceis, 1,5-3 mm. diam., duris, atris, in cortice exteriori immersis, vertice prominulis, ostiolo rotundo poro ratione minuto donatis, pariete crassissimo; ascis plerumque bisporis, paraphysatis; sporidiis monostichis usque oblique monostichis, oblongis, elongatis, utrinque obtusis, transverse 20-30-septatis, longitudinaliter 2-4-septatis, ex hyalino fuscis, 150-200  $\times$  25-32, episporio crasso, mucro haud observato.

*Hab.* ad corticem arboris cujusdam, Malu, Nova Guinea nord-or., Africae (LEDERMANN).

**TEICHOSPORA** Fuck. — Syll. II p. 290, IX p. 899, XI p. 345, XIV p. 603, XVI p. 550, XVII p. 760, XXII p. 281.

1. *Teichospora woronowiana* Rehm, Monit. Jard. Bot. Tiflis XXV (1912) p. 13. — Peritheciis gregariis, primitus innatis dein denudatis et sessilibus, globulosis, poro pertusis, dein collabendo patellaribus,

300  $\mu$  diam., glaberrimis, atris, subcoriaceis; ascis cylindræis, 4-8-sporis, 120  $\approx$  15 circa, filiformi-paraphysatis; sporidiis monostichis, oblongo-ellipsoideis, utrinque obtusis, 3-septatis, ad septa vix constrictis, cellulis mediis semel longitudinaliter divisus, apud sporas in ascis tetrasporis etiam cellulis apicalibus, flavidulis, 20  $\approx$  10-11.

*Hab.* in caulibus siccis *Kalidii caspici* (Chenopodiaceæ), in deserto ad pedem montis Mysov-dagh, prov. Baku in Caucaso (WORONOW).

2. **Teichospora bakuana** Rehm, Monit. Jard. Bot. Tiflis, XXV, (1912) 6747 p. 13. — Peritheciis gregariis in ligno denigrato insidentibus, primitus basi innatis, conoideis, crasse papillatis, poro perspicuo per-tusis, atris, glabris, carbonaceis, 0,5 mm. latis; ascis cylindræis 200  $\approx$  25, octosporis, paraphysibus filiformibus obvallatis; sporidiis distichis, oblongis, utrinque obtusis, transverse 7- longitudinaliter 2-3-septatis, cinereo-flavidulis, ad medium vix constrictis, 25-30  $\approx$  10-14, quaque cellula 1-guttata.

*Hab.* in caulibus *Salsolæ gemmascensis* (Chenopodiaceæ), in monte Tekle-dagh, prov. Baku in Caucaso (WORONOW).

3. **Teichospora Chuquiragæ** (Speg.) Sacc., *Strickeria Chuquiragæ* Speg. 6748 Mycet. Argent. VI, Anales Mus. Nac. Buenos Aires, XXIII, p. 65 (1912). — Peritheciis hinc inde 3-5 caespitosis, in ligno denudato cinerascete superficialibus, majusculis, udis globosis, 350-450  $\mu$  diam., siccis cupulato-collapsis et rugulosis, ostiolo fere inconspicuo, contextu coriaccello indistincto, atro; ascis cylindræo-clavatis, breviter pedicellatis, 125-175  $\approx$  18-20, paraphysibus filiformibus parve obvallatis, jodi ope nulla vel in juventute vix coerulescentibus, 4-8-sporis; sporidiis monostichis, ellipsoideis, utrinque subacutiuscule rotundatis, typice transverse 7-septatis, longitudinaliter 1-2-septatis, ad septum medium leniter constrictis, olivaceis, 30-35  $\approx$  12-15. — In eodem perithecio et saepe in eodem ascō sporidia continua vel 1-3-septata quandoque occurrunt.

*Hab.* in caudicibus ramisque languidis *Chuquiragæ erinaceæ* (Compositæ), in montanis circa Potrerillos, prope Mendoza: Argentina.

4. **Teichospora rostrata** Speg., Mycet. Argent. VI, Anal. Mus. Nac. 6749 Buenos Aires, XXIII, p. 69 (1912). — Peritheciis primo tectis dein, cortice secesso, nudatis, plus minusve insculptis, hemisphaerico-conoideis, 250-300  $\mu$  diam., ostiolo longiusculo, cylindræo, obtuso armatis, atris, carbonaceis; ascis cylindræis, brevissime pedicel-

latis, 120-130  $\approx$  14-18, paraphysibus longioribus dense obvallatis; sporidiis saepius oblique distichis, ellipsoideo-fusoidis, rectis vel leniter inaequilateris, plerumque acutiusculis, 5-9 (typice 9-) septatis, medio tantum validiuscule constrictis, septo longitudinali unico, olivaceis, 26-32  $\approx$  10.

*Hab.* in ramis truncisque languidis *Chiquiragua eri-naeae* (Compositae), in montuosis circa Potrerillos, prope Mendoza, Argentina.

5. **Teichospora pseudostromatica** Rehm, Ann. Mycol. IX, 1911, p. 370.— 6750

Peritheciis primitus plus minusve gregarie cortici denigratae innatis, interdum fere stromatice connatis, subhemisphaerice prominentibus, cortice demum delapsa in ligno superficialiter longe denigrato basi innatis, subsessilibus, late dispersis, globuloso-conoidis, in papillulam crassam obtusam elongatam, 0,5-1 mm. diam. et alt., nigris, excipulo crasso carbonaceo, hyphis perpaucis subfuscis extus obsessis; ascis cylindraceo-clavatis, apice rotundatis, -150  $\approx$  15, 4-8-sporis; sporis oblongo-ovoideis, utrinque obtusis, medio paullulum constrictis, transverse 7-, longitudinaliter 2-septatis flavo-fuscidulis, 25-30  $\approx$  9-10, monostichis; paraphysibus filiformibus, 2  $\mu$  cr.

*Hab.* in ramulis *Convolvuli fruticosi* (Convolvulaceae), in arenosis prope Tschelkar Prov. Turgaj, Turkestan (ANDROSSOW).— Pertinet ad typum: *Teich. obducens* (Fr.) Fuck. et *Th. ignavis* (De N.) Karst., juxta *T. mammoides* (E. et E.) Berl., diversa autem peritheciis multo majoribus longius papillatis, in ligno denigrato sessilibus.

6. **Teichospora Alpataci** Speg., Mycet. Argent. VI, Anal. Mus. Nacion. 6751

Buenos Aires, XXIII p. 65 (1912).— Peritheciis ligno denudato et cinerascete superficialibus, sparsis vel laxe gregariis globosis, 250-300  $\mu$  diam., saepe a latere compressis, ostiolo valide papillato coronatis, carbonaceis; ascis cylindraceis, breviter crassiusculeque pedicellatis, 120-200  $\approx$  20, apice jodi ope leniter coerulescentibus, 4-8-sporis, paraphysibus filiformibus parum longioribus crebriuscule obvallatis; sporidiis oblique monostichis, ellipsoideis, utrinque rotundatis, majusculis, 35-40  $\approx$  15-18, in eodem asco fabrica valde ludentibus, nunc continuis, nunc transverse 1-2-3-septatis (typice 3-septatis), localis 1 vel 2 centralibus plerumque longitudinaliter divisis, ad septa non constrictis, cribrose guttulatis, subopace fuliginis.

*Hab.* in caudicibus vetustis cariosis *Prosopidis alpataci*

(Leguminosae), circa Potrerillos prope Mendoza, Argentina.

7. *Teichospora? prosopidicola* Speg., Mycet. Argent. VI, Anal. Mus. 6752  
 Nac. Buenos Aires, XXIII p. 68 (1912). — Peritheciis matrice sordide cinerascente innatis, primo cortice tectis dein erumpentibus, demum superficialibus, lenticularibus, 150-200  $\mu$  diam., udīs molliusculis, siccis subcorneis, ostiolo impresso pertusis; ascis cylindraceis, basi breviter attenuato-pedicellatis, aparaphysatis, 110-120  $\approx$  14-16, octosporis; sporidiis ellipsoideis vel lenissime obovatis, utrinque obtusiuscule rotundatis, transverse 3-septato-constrictis, localis 1 vel 2 centralibus longitudinaliter divis, primo pallide lutescentibus dein fumoso-olivaceis, 18-20  $\approx$  10-12.

*Hab.* in ramis aridis *Prosopidis alpataci* (Leguminosae), in montuosis circa Potrerillos prope Mendoza, Argentina. — Affinis *T. Gilliesii* Speg. sed peritheciis non carbonaceis et ascis semper aparaphysatis distincta.

8. *Teichospora megalocarpa* Rehm, Ascum. exsicc. fasc. 54 n. 2082, 6753  
 Ann. Mycol. XII, 1914, p. 166. — Peritheciis in ligno saepe atrato plerumque solitariis, interdum nonnullis concretis, sessilibus, ad basim innatis, globuloso-conoideis, minute papillulatis, atris, scabriusculis, subcarbonaceis, ca. 1 mm. diam., foveolam in ligno relinquentibus; ascis cylindraceis 150  $\approx$  18, octosporis; sporis ellipsoideis, utrinque rotundatis, transverse 7 longitudinaliter 3-septatis, non constrictis, fuscis, strato gelatinoso 3  $\mu$  cr. obductis, 30-35  $\approx$  10-15, monostichis; paraphysibus filiformibus.

*Hab.* in ramis decorticatis *Rhamnium pumila* (Rhamnaceae), Halsalpe Alpium Salisburgensium Bavariae (C. ARNOLD). — *Th. endophloeae* Pass. et *Th. megastegae* E. et Ev. proxima sed colore et peritheciis magnis subcarbonaceis praecipue diversa.

9. *Teichospora Pruni-americanae* Rehm, Ann. Mycol. XIII, 1915, p. 5. — 6754  
 Perithecia gregaria, ligno extus denigrato putrescenti innata, dein emergentia, globuloso-conoidea, minute papillulata, glabra, atra, 0,4 mm. diam., membranaceae fuscae contexta, mox collabentia; asci cylindraceo-clavati, 100  $\approx$  10-12, 8-spori; sporaе ovoideae vel clavatae, transverse 3-septatae, medio valde constrictae, cellulis mediis, interdum etiam apicalibus semel longitudinaliter divis, flavidulae, 15-16  $\approx$  7, 1-stichae. Paraphyses filiformes.

*Hab.* ad lignum *Pruni americanae* (Rosaceae), Kuhn, N. Dak., America bor. (BRECKLE).

10. *Teichospora melanospora* (Kirschst.) Sacc., *Stricheria melanospora* 6755  
 Kirschst. in Krypt. Fl. Brandenb. VII p. 269 (1911). — Peritheciis

gregariis, immersis, raro plus minusve emergentibus, sphaericis, ostiolo papillato vel breviter conoideo saepe nitente, 350-450  $\mu$  diam.; excipulo tenni, carbonaceo, granuloso, atro; ascis cylindraceis, sursum rotundatis, octosporis, 110-140  $\approx$  11-15, paraphysibus copiosis, filiformibus, ramosis, ascos superantibus; sporidiis monostichis, ellipsoideis vel ovatis, utrinque interdum modice attenuatis, saepius vero late rotundatis, 5-7 (plerumque 7-) septatis, medio plus minusve constrictis, septis longitudinalibus 1 vel 2 plerumque incompletis, 17-23  $\approx$  8-10, initio hyalinis olivaceo-griseis.

*Hab.* in parte interna corticis adhuc trunco adnatae *P r u n i C e r a s i* (Rosaceae). Grossbehnitz in Germania.

11. *Teichospora capnodioides* Arnaud, Ann. École Nat. Agric. Montpellier, X, 1911, p. 323, icon. p. 237.— Peritheciis corticulis, minutissimis, 100-150  $\mu$  diam., globosis, nigro-nitidis, demum collapsis, in macula nigra insidentibus; ascis clavato-cylindraceis, 8-sporis, paraphysatis; sporidiis clavato-cylindraceis, medio plus minusve constrictis, atro-brunneis, transverse 5-7-septatis, 30-34  $\approx$  10-12, loculis septis 2 longitudinalibus divisis. 6756

*Hab.* ad corticem mortuum *P o p u l i a l b a e* (Salicaceae) prope Montpellier, Galliae merid.

12. *Teichospora trimorpha* Atk. ap. Peck in N. Y. State Mus. Bull. 157 (1911) p. 34 (1912). — Peritheciis sparsis vel gregariis, orbicularibus vel oblongis, raro 2-3 conjunctis, atris, cortice insculptis, ostiolo applanato vel breviter papillato praeditis; ascis dimorphis, cylindraceis vel clavatis, breviter pedicellatis, interdum collapsis, 4-6 vel 8-sporis; sporidiis monostichis, medio constrictis, 5-8 septatis, atro-brunneis, saepe inaequilateris, 20-30  $\approx$  7-10; paraphysibus copiosis. 6757

*Hab.* in cortice ramulorum mort. *P o p u l i* (Salicaceae), prope Ithaca in Amer. bor. — A *T. disseminata* B. et C. differt peritheciis valde majoribus.

13. *Teichospora aberrans* Rehm, Ann. Mycol. XIII, 1915, p. 5.— Perithecia gregaria, innata, dein prorumpentia, conoidea, distincte papillulata, glabra, fusco-nigra, 0,5 mm. lata, non carbonacea; asci clavati, apice rotundati, 60-70  $\approx$  12, 8-spori; sporae oblongae vel oblongo-clavatae, primitus 3-septatae, dein 4-septatae, cellula inferiore 1-septata, ejusque, cellulis multo minoribus, una alterave cellula, plerumque tertia semel longitudinaliter divisa, ad septa vix constrictae, fusco-brunneae, 15-18  $\approx$  6-7, distichae. Paraphyses filiformes. 6758

*Hab.* ad ramulos *Salicis* (Salicaceae), Kulm, N. Dak., America bor. (BRECKLE).

14. **Teichospora loculosa** E. Soss. da Camara, Myc. novi mycoflor. azor. 6759 et afric., in Revista agronom., Lisboa 1920, Extr. p. 3, tab. II fig. 4-7. — Peritheciis primo immersis dein erumpentibus, sparsis gregariisve, globoso-conoideis, nigris, raro uni-ocularibus, usque 3,5 mm. diam.; ostiolo rotundo brevique; ascis parum distinctis, oblongis subelaviformibusve, achrois, vix stipitatis, octosporis, 400-500  $\times$  55-70; paraphysibus copiosissimis filiformibusque; sporidiis monostichis, oblongo-ellipsoideis, plus minus fuliginis, utrinque rotundatis, clathrato-reticulatis, septis transversis 5 distinctis interdum praeditis, 70-95  $\times$  35-45.

*Hab.* in ramulis *Theobroma* *Cacao* L. (Sterculiaceae), Sancti Thomensis insula (DR. ARMANDO DE SEABRA).

**PLEOSPHERIA** Speg. — Syll. II p. 304, IX p. 910, XI p. 347, XIV p. 606, XVII p. 763, XXII p. 286.

1. **Pleosphaeria fibrincola** Peyronel, in Mem. R. Acc. delle Scienze di Torino, Ser. II, tom. LXVI, 1916, p. 22 extr. — Hyphis mycelicis per ligni fibras decurrentibus, umbrinis, septatis, saepe in articulos sporulas Diplodiae curiose imitantes, 7-9  $\times$  4-5 scissis nec non toruloides, 3-9  $\mu$  crassis; peritheciis minutissimis, 90-120  $\mu$  diam., gregariis, inter fibras nidulantibus et semimmersis, globosis, nigris; excipulo membranaceo, tenui, atro, pseudocellulari 5-7  $\mu$  latis constituto, setulis atris, continuis, acutis, 60-80  $\times$  4-4,5 hispido; ascis pareis, paraphysatis, clavato-obovatis vel late fusoides, tunica apice valde incrassata, deorsum in pedicellum brevissimum attenuatis, 30-45  $\times$  14-18 (p. spor.), octosporis vel etiam non raro esporis; sporidiis confertis, laete viridi-olivaceis, ellipsoideis, transverse 5-, raro 3-4-, longitudinaliter 1-, raro 2-irregulariter et incomplete septatis, ad septa diu non vel vix, demum autem distincte constrictis, 12-18  $\times$  6,5-9,5, plerumque 14-16  $\times$  7-8,5.

*Hab.* in ligno decorticato *Betulae* *albae* (Betulaceae), Rielaretto (loco La Roccia dicto, 1200 m. alt.) in Vallibus Valdensibus Pedemontanis, Italia bor. — *Obs. Auct.*: *Pleosphaeriae* *vagae* (Rehm.) Berl. valde, ut videtur, affinis; a qua tamen peritheciis haud pilosis, sed eximie setulosis, sphaeroideis, etc., facile distinguitur.

2. **Pleosphaeria Anthonii** Bubák, Ann. Naturh. Hofmus. Wien, XXVIII 6761 (1914) p. 196. — Peritheciis sparsis, globosis, basi applanatis, 350-

400  $\mu$  diam., atris, nitidulis, carbonaceis, contextu pseudoparenchymatico fuligineo-atro, setis usque ad 120  $\mu$  longis, pauciseptatis, subrectis vel torulosis, atro-brunneis, obtusiusculis ornatis; ascis oblongis, apice rotundatis basi in pedicellum attenuatis, crasse tunicatis, 250  $\times$  55-65, paraphysibus filiformibus, ramosis, curvatis, hyalinis obvallatis; sporidiis distichis vel subdistichis, ovoideo-oblongis, utrinque rotundatis, 48-62  $\times$  22-28, transverse 9-10-longitudinaliter 1-3-septatis, ad septa constrictulis, fuscis, mucro obvolutis, dimidio superiore latiore.

*Hab.* in caulibus emortuis *A n e h o n i i T o u r n e f o r t i i* (Cruciferae), in monte Meleto Dagh, Taurus armenius, Kurdistania media.

3. **Pleosphaeria llicis** Arnaud, Ann. École nat. Agric. Montpellier, X, 6762 (1911) p. 323, c. ic. p. 233. — Peritheciis hypophyllis, rarius ramuliculis, sparsis, minutis, 150-200  $\mu$  diam., globulosis, poro pertusis, inter pilos folii insidentibus; hyphis subramosis, septatis, fuscis inferne obsessis, parte superiore calvis; ascis clavato-cylindraceis, octosporis, copiose paraphysatis; sporidiis subdistichis, chlorino-brunneis, oblongo-clavatis, medio constrictis, transverse 3-septatis, 18-22  $\times$  8-10, loculis septis 1-2 longitudinalibus v. obliquis divisis.

*Hab.* in foliis rarius ramulis *Q u e r e n s I l l i c i s* (Cupuliferae), in Gallia meridionali. — Paraphyses ex icone septatae.

4. **Pleosphaeria astragalina** Bubák, Ann. Naturh. Hofmus. Wien, XXVIII 6763 (1914) p. 196. — Peritheciis gregariis, globoso-depressis, 200-350  $\mu$  diam., ubique hyphis fuscis, torulosis, usque 150  $\times$  6-8, septatis, apice rotundatis tectis, contextu coriaceo-carbonaceo, atro-fuseo, intus dilutiore, medio poro pertusis; ascis oblongo-clavatis, rectis vel curvatis, apice angustato-rotundatis, basi in pedicellum brevem attenuatis, crasse tunicatis, octosporis, 90-120  $\times$  15-20, paraphysibus filiformibus, apice ramosis obvallatis; sporidiis recte, rarius oblique submonostichis vel distichis, ellipsoideo-oblongis, typice 3-rarius 4-5-septatis, ad septum medium constrictulis, utrinque rotundatis, loculis 1-3 mediis longitudinaliter semel divisis, dimidia parte superiore majore, luteo-brunneis (mensurae desunt).

*Hab.* in rhachidibus foliorum *A s t r a g a l i R a u w o l f i i* (Leguminosae), ad confines Mesopotamiae et Arabiae borealis.

5. **Pleosphaeria subandina** Speg., Mycet. Argent. VI, Anal. Mus. Nac. 6764 Buenos Aires, XXIII p. 64 (1912). — Peritheciis in ligno denudato cinerascente superficialibus, sparsis, nigris, puberulis, udis lenticulari-hemisphaericis, 300-350  $\mu$  diam., siccis collapsis, minute pa-

pillato-ostiolatis, coriaceo-carnosulis, contextu indistincto, opaco, atro, pilis flexuosis simplicibus vel furcatis, 25-100  $\times$  4-5, 1-3-cellularibus, fuscis adspersis; ascis cylindraceis, breviter noduloseque pedicellatis, 120-130  $\times$  12-14, apophysatis; sporidiis oblique monostichis, elliptico-subovatis, non vel vix inaequilateris, transverse 5-septato-constrictis, loculo uno alterove longitudinaliter diviso, olivaceis, 20-22  $\times$  8-9.

*Hab.* in ramis dejectis subpntrescentibus *Hualaniae colletioioidis* (Polygalaceae), in saxosis Potrerillos prope Mendoza, Argentina.

6. **Pleosphaeria Escalerae** G. Fragoso, Pug. Mye. Persiae, Boll. Soc. 6765  
Españ. de Hist. Nat. t. XVI, 1916, p. 170. — Peritheciis superficialibus numerosis gregariis, globoso-applanatis, poro pertusis, contextu atro-carbonaceo, 200-360  $\mu$  diam. vel oblongis 200-350  $\times$  180-300, setis numerosis vestitis, rectis vel toruloideis, paucis septatis usque 250  $\times$  5-7, brunneo-fuliginis, apice rotundatis; ascis oblongo-clavatis 90-110  $\times$  15-28, in pedicello brevi attenuatis apice rotundatis vel angustatis, parietibus crassis, paraphysibus filiformibus ramosis obvallatis; ascosporis irregulariter distichis vel conglobatis, ellipsoideis vel oblongis utrinque rotundatis typice 3-septatis, rarius 2-septatis loculis mediis longitudinaliter 1-septatis, ad septum semper constrictis, loculis extremis saepe pallide fuliginis, mediis brunneo-fuliginis vel totis brunneo-fuliginis, 30-38  $\times$  12-18.

*Hab.* in caulibus emortuis *Bupleuri baldensis* (Umbelliferae), Olhoas, Rio Karum, Persia (FERDIN. MARTINEZ DE LA ESCALERA). — A *Pleosphaeria astragalinae* Bubak cui affinis, differt ascosporis 2-3-septatis nunc 3-5-septatis.

**JULELLA** H. Fab. — Syll. II p. 289, IX p. 899, XVI p. 550.

1. **Julella plagiostoma** Syd., Ann. Mycol. 15, 1917, p. 210. — Perithecia 6766  
sparsa vel pauca gregaria, praecipue in corticis rimis evoluta tunc saepe seriatim disposita, conoidea, 500-800  $\mu$  diam., primitus plus minus profunde immersa, tandem parte dimidia superiore conoidea erumpentia et libera, atra, glabra, carbonacea, saepe oblique nascentia, ostiolo majusculo centrali vel saepe obliquo; ascis magni, 1-2-sporei (an semper?); sporae oblongo-ellipsoideae, utrinque saepe leniter attenuatae, sed apicibus rotundatis, horizontaliter 20-28 septatae, cellulis omnibus verticaliter pluries septatae, hinc dense elathratae, castaneo brunneae, tandem subatrae, 100-120  $\times$  26-48, non constrictae.

*Hab.* in cortice indet., Biliran, Ins. Philipp. (R. C. MC GREGOR).

**PLEOPHRAGMIA** Fuck. — Syll. II p. 307.

1. **Pleophragmia pleospora** W. Kirschst., Krypt. Fl. Brandenb. VII p. 128 (1911). — Peritheciis immersis, sparsis vel gregariis, sphaeroidis, ostiolo breviter papillato praeditis, 500-600  $\mu$  diam., contextu atro, carbonaceo, fragili, pilis brunneis septatis ornato; ascis cylindraceutis, breviter pedicellatis, apice rotundatis incrassatisque, crasse tunicatis, 8- raro 4-sporis, 160-240  $\times$  24-30, paraphysibus filiformibus aequilongis obvallatis; sporidiis monostichis vel irregulariter distichis, oblongis (apice superiore obtuse acutatis) vel clavatis, plerumque inaequilateris, luteis dein brunneis, transverse 7-longitudinaliter 2-3-septatis, ad septa constrictulis, mucosae obvolutis, 30-40  $\times$  10-15.

*Hab.* ad excrementa *Capreoli*. Rathenow, Germania. — Species notabilis, *Pleosporae herbarum* plurimis notis affinis.

**CUCURBITARIA** Gray. — Syll. II p. 307, IX p. 215, XI p. 348, XIV p. 607, XVII p. 764, XXII p. 288.

1. **Cucurbitaria Agaves** Syd. et Butl., Ann. Mycol. IX, 1911, p. 406. — Peritheciis amphigenis, gregariis, caespitose erumpentibus, interdum nonnullis confluentibus, saepissime etiam discretis, tectis, demum vertice erumpentibus, minutis, conico-globosis, ca. 200-250  $\mu$  diam., atris, rugulosis, globoso-papillatis; ascis cylindraceutis, paraphysatis, p. sp. 80-90  $\times$  10, octosporis; sporidiis monostichis v. oblique monostichis, oblongis, utrinque rotundatis, obtusis, fuscis, 3-septatis, ad septa constrictis, loculo secundo interdum inflato et plerumque extra ascos septulo longitudinali diviso, saepe in articulos biloculares secedentibus, 13-15  $\times$  4-6.

*Hab.* in foliis *Agaves* sp. (Amaryllidaceae), Dehra Dun, Indiae or. (E. J. BUTLER). — Socii *Diplodia Agaves* Niessl.

2. **Cucurbitaria moravica** Rehm, Ann. Mycol. X, 1912, p. 393. — Peritheciis stromaticae collectis, 5-20 arete congregatis, stromati nigro orbiculari insidentibus in caespitibus orbicularibus 1-5 mm. diam. per corticem laciniatim adhaerentem prorumpentibus, sphaeroidis, mox apice depresso-umbilicatis, ostiolo perparvulo papillato, extus valde rugoso-scabris, nigro-fuscis, 0,2-0,4 mm. diam.; ascis cylindraceutis 110-120  $\times$  10-12, octosporis; sporis fusiformibus, medio constrictis, utrinque acutatis, transverse 3-5-septatis, cellululis, exel. apicalibus, semel longitudinaliter divisis, fuscidulis, 18-20  $\times$  7-8,

monostichis; paraphysibus filiformibus.

*Hab.* ad ramos adhuc pendulos, siccos *Alni glutinosae* (Betulaceae), prope Hrabnoka Moraviae, (PETEAK). — Affinis *Cuc. conglobatae* (Fr.) Ces. et De N.

3. **Cucurbitaria transcaspica** Rehm, Ann. Mycol. X, 1912, p. 395. — 6770  
Peritheciis saepe 5-10, plerumque 2-6-aggregatis, raro solitariis, sub peridermio innatis, dein prorumpentibus et in ligno interdum fuscato sessilibus, ovoideo-globosis, atris, glabris, papillula minutissima perspicua, sicca apice umbilicata, coriacea, excipulo crasso, extus fusco, 0,25-0,35 mm.; ascis cylindraceutis, crasse tunicatis, 120-125  $\times$  15-20, octosporis, saepe modo 3-sporis evolutis; sporis monostichis, oblongis, utrinque obtusis, medio constrictis, transverse 3-septatis, cellulis mediis semel longitudinaliter divisis, flavis, dein subfuscis, 24-30  $\times$  12-15; paraphysibus filiformibus, septatis, 3-4  $\mu$  cr.

*Hab.* in caulibus siccis *Salsolae subaphyllae* (Chenopodiaceae), prope Pagum Usch-Adji, Transcaspia (ANDROSSOW).

- Var. **Atraphaxidis** Rehm, Ascem. Exsicc. fasc. 50 n. 1997, Ann. Mycol. X, 1912, p. 357.— Peritheciis plane speciei; ascis cylindraceutis, 130  $\times$  10-12, octosporis; sporis monostichis subfuscis, medio subconstrictis, oblongis utrinque rotundatis, triseptatis, cellulis mediis semel longitudinaliter divisis, 20  $\times$  8-9.

*Hab.* in caulibus *Atraphaxidis spinosae* (Polygonaceae), prope Kara-Tschokat prov. Turgaj. Turkestanica (ANDROSSOW).

4. **Cucurbitaria Acanthophylli** Bubák, Annal. Naturh. Hofmus. Wien, 6771  
XXVIII (1914) p. 196.— Peritheciis 1-2 vel paucis stromate nigro, tenui, extus nigro, carbonaceo, intus pseudoparenchymatico. flavo-fusco immersis, basi nudis, globosis, 400-600  $\mu$  diam., superficialibus, breve papillatis, contextu flavo-fusco; ascis cylindraceutis, apice rotundato-attenuatis, basi breviter pedicellatis, octosporis, 200-250  $\times$  20, paraphysibus filiformibus, apice ramosis et areuatis obvallatis; sporidiis monostichis, oblongis vel fusoides, utrinque attenuatis saepeque fere acutatis, vel rotundato-attenuatis, 38-43  $\times$  13-15, transverse 7. rarissime 9-septatis, medio fortiter constrictis, fuscis, mucro destitutis, oculis nonnullis (usque ad 6) longitudinaliter septis mediis 1-2 divisis.

*Hab.* in caulibus *Acanthophylli verticillati* (Compositae), in districto Mamuretül.— Asis in Kurdistania occid., alt. 650 m., socia *Hendersonia Acanthophylli* Bub.

5. **Cucurbitaria Castaneae** Sacc. — Syll. II p. 316.— Var. **Quercus-Ilicis** 6772

Saccardo et Trotter, I Funghi dell'Avellinese, Avellino 1920, p. 88.— Sporidiis paullo majoribus, 22-25  $\times$  10-12.

*Hab.* in ramis emortuis *Quercus Ilicis* (Cupuliferae), in montibus supra Taurano Avellino, Italiae merid. (TROTTER).

6. *Cucurbitaria kurdica* Bubàk, Ann. Naturh. Hofmus. Wien, XXVIII 6773

(1914) p. 197. — Peritheciis in caespites plus minusve rotundatos densissime coacervatis, stromate crasso insidentibus, globosis, 400-600  $\mu$  diam., mutua pressione valde difformibus, apice papilla minuta ornatis, ibidem in siccum parum concavis, rugulosis, atris, carbonaceis, contextu pseudoparenchymatico atro-fusco; ascis cylindricis, rectis vel interdum curvulis, basi breviter pedicellatis, apice rotundatis, octosporis, 180-200  $\times$  15-17, paraphysibus creberrimis, filiformibus, hyalinis obvallatis, sporidiis 1-stichis, fusoidis, utrinque acutiusculis, 28-44  $\times$  9-14, typice 5-rarius 6-7-septatis, medio parum constrictis, loculis 1-5 mediis longitudinaliter 1-septatis, fuligineis, loculis apicalibus dilutioribus.

*Hab.* in caulibus delapsis putridis *Astragali kurdici* (Leguminosae), in Tauro Cataonico, Kirdistania occid., alt. 2000 m. — Affinis *C. Astragali* Karst. et Har. sed omnibus partibus major.

7. *Cucurbitaria Halimodendri* Rehm, Annal. Mycol. IX, 1911, p. 370; 6774

Tranzsch., Mye. Ross. n. 173 (1911). — Peritheciis in stromate distincte evoluto orbicularibus, c. 2-3 mm. latis, rarius oblongo vel lineari, nigro, caespitose -30 arete congregatis, innatis, per rimas epidermidis prorumpentibus, globosis, atris, minutissime papillatis, subasperulis, 0,3-0,5 mm. diam., poro apicali plerumque albo conspicuo parenchymatice fuscae contextis, glabris; ascis cylindraceis, c. 130  $\times$  10-14, octosporis; sporis ellipsoideis v. obovatis, medio septato-contractis, utraque parte transverse primitus semel, dein bi-septatis, longitudinaliter semel divisis, flavis, 20-22  $\times$  10-12, monostichis, semilibus viridi-fuscis, -15  $\mu$  latis, fere orbicularibus; paraphysibus filiformibus, apice conglutinatis, hyalinis.

*Hab.* ad caules *Halimodendri argentei* (Leguminosae), Celkar, Tschelkar, prov. Turgaj Turkestan (ANDROSSOW). — Proxima *C. crotonoides* (Pass.) Berl. ascis clavatis, sporis 2-seriatis differre videtur et plane diverso hospite.

8. *Cucurbitaria Ceanothi* Dearness et House, N. York St. Mus. Bull. 6775

n. 188, p. 29 (1916). — Peritheciis ruvidis, parvis, subcaespitosis; stromate corticali nigro demum e enticula erumpenti; ascis paraphysatis, 150-175  $\times$  10-15; sporidiis usque oblique monostichis, 3-7

sed plerumque 5-6 septatis, 20-26  $\times$  11-12, septo medio parum constrictis.

*Hab.* in ramis emortuis *Ceanothi americani* (Rhamnaceae), Albany, Amer. bor. (H. D. HOUSE).

9. **Cucurbitaria Pruni-spinosae** Rehm, *Ascom. exsicc. fasc. 52, n. 2045.* — 6776

Peritheciis in stromate nigro subcorticali late effuso v. solitariis v. 8-10 congregatis, sessilibus, atris, ovoideis vix papillulatis, subcoriaceis, corticem plerumque transversim perumpentibus, 0,15 mm. latis, demum apice umbilicatis; ascis cylindraceutis, 100-120  $\times$  12, octosporis; sporis ellipsoideo-oblongis, utrinque rotundatis, transverse 3-septatis, medio constrictis, una alterave media cellula semel longitudinaliter divisis, subfuscis, 18-20  $\times$  8,9, monostichis; paraphysibus filiformibus.

*Hab.* ad ramulos siccos *Pruni spinosae* (Rosaceae), prope Welka Moraviae (F. PETRAK). — *Cucurb. conglobatae* (Fr.) Ces. et De N. proxima.

10. **Cucurbitaria praeandicola** Speg., *Myc. Argent. VI, Anal. Mus. Nac.* 6777

Buenos Aires XXIII p. 71 (1912). — Peritheciis dense constipatis, per corticis rimas erumpentibus, subglobosis, 200-250  $\mu$  diam., e mutua pressione saepe angulosis, levibus, atris, opacis, minute ostiolatis, ndis mollinisculis, siccis subsclerotiaceis, contextu indistincto atro; ascis cylindraceutis, breviter pedicellatis, 150-180  $\times$  15-20, paraphysibus vix longioribus densiuscule obvallatis; sporidiis recte vel oblique monostichis, subellipsoideis, 5-septatis, ad septa tria primaria validiuscule constrictis, subopace fuliginosis, 25-30  $\times$  12-14, loculis centralibus obscurioribus et septo longitudinali divisis.

*Hab.* ad ramos emortuos *Verbenae asperae* (Verbenaceae), in dumetis Potrerillos prope Mendoza, Argentina.

*Sect. 10. Scolecosporae*

**ACERBIA** Sacc. — *Syll. XI p. 353, XIV p. 619, XVII p. 768, XXII p. 290.*

1. **Acerbia Ephedrae** Rehm in Jaap, *Ann. Mycol. 14., 1916, p. 15.* — 6778

Peritheciis gregariis in cortice immutato nidulantibus, globosis, postremo fere superficialibus, ostiolo vix visibili praeditis, 250  $\mu$  diam., membranaceis, glabris; contextu parenchymatico griseo-brunneo; ascis cylindraceutis, 200  $\times$  9-10, octosporis; sporidiis bacillariibus, parallele dispositis, hyalinis, jam in asco in loculos innu-

ros, subinde 2-5-connexos, 3  $\approx$  2-3, dilabentibus.

*Hab.* in ramis emortuis *Ephedrae campylopodae* (Gnetaceae), prov. Lesina Dalmatiae. — *Acerbiae Sambuci* (Pass.) Berl. affinis.

2. ***Acerbia donacina*** Rehm, Ascomyc. Philipp. VI, Leaflets of Philipp. Botany VI (1914) p. 2264. — Peritheciis gregariis, innatis, conoideis, minutissime papillulatis, atro-nitentibus, crasse parenchymatice contextis, 0,5-0,8 mm. latjs; ascis cylindraceo-fusiformibus, 100-120  $\approx$  9, octosporis, non paraphysatis, sporidiis filiformibus, utrinque acutatis, haud septatis, hyalinis, 50-60  $\approx$  2, vermiculariter parallele convolutis. 6779

*Hab.* in *Donace caunaeforme* (Graminaeeae), Los Baños, ins. Philipp. (C. F. BAKER).

3. ***Acerbia Maydis*** Rehm, Ascom. Philipp. VIII, in Leaflet of Philipp. Bot. VIII, 1916, p. 2953. — Perithecia gregaria innata, conoidea, papillula minutissime prominentia, nigra, glabra, 0,2 mm. lata, parenchymatice contexta; ascis cylindraceis, 100  $\approx$  10-12, 3-sporis. Sporae bacillares, rectae, 15-septatae dilute flavidulae, 70  $\approx$  3, parallele positae. Paraphyses filiformes. 6780

*Hab.* ad culmos emortuos *Zeaemaydis* (Graminaeeae), Los Baños. Ins. Philipp. (M. B. RAIMUNDO). — *Acerbiae culmigenae* Penz. et Sacc. affinis, sed peritheciis, ascis sporisque eguttulatis minoribus diversa.

**LULWORTHIA** Sutherl., Trans. Br. Mycol. Soc. V (1916) p. 259. — Perithecia primo immersa postremo libera, majuscula, globosa, sine ostiolo evidenti. Asci clavati vel fusiformes, raro cylindracei, parietibus tenuibus, octospori, aparaphysati. Sporidia longissima, curvata, hyalina, continua, apicibus brevibus et hyalinis.

1. ***Lulworthia fucicola*** Sutherl, loc. cit. p. 259, t. V f. 4-7. — Peritheciis sparsis vel ternis quaternisque eodem loco crescentibus, primo immersis postremo partim liberis, in superiore parte carbonaceis contextu denso, in parte inferiore contextu laxiore, hyalino, molli, globosis vel leniter applanatis, sine ostiolo evidenti, 350-450  $\mu$  diam.; ascis crebris, clavatis vel fusiformibus, octosporis, parietibus tenuibus, aparaphysatis, 90-120  $\approx$  15-20; sporidiis longissimis, utrinque leniter attenuatis, curvatis, hyalinis, continuis, 70-100  $\approx$  4,5-5,5, apicibus brevibus hyalinisque. 6781

*Hab.* in thallo vivo *Fucivesciculosi* (Algae), Dorset, Britannia.

**LINOBOLUS** Syd., Ann. Mycol. 15., 1917, p. 204.— Perithecia mycelio superficiali insidentia, globosa, obtuse papillata, coriacea vel carbonaceo-coriacea, parenchymatice contexta; asci cylindraceo-clavati, aparaphysati; sporidia filiformia, hyalina. — Genus forte nimis affine *Lulworthiae* Sutherl.

1. **Linobolus Ramusii** Syd., l. c. — Mycelium hypophyllum. subvelutinum, atro-brunneum, caespites minutas 1-3 mm. diam. formans ex hyphis copiosissimis flexuosis simplicibus vel raro parce ramosis, 150-250  $\mu$  longis, 2,5-3,5  $\mu$  latis, flavo-brunneis usque brunneis septatis (articulis 10-15  $\mu$  longis) compositum; perithecia mycelio superficialiter insidentia, saepe fere abscondita, globulosa, 150-250  $\mu$  diam. obtuse papillata, atra, contextu omnino opaco ut videtur irregulariter parenchymatico; asci cylindraceo-clavati, subsessiles, 120-150  $\times$  13-20, octospori, aparaphysati; sporae parallele positae, ascorum fere longitudine, 2,5-4  $\mu$  crassae, guttulae, multiseptatae (articulis 8-12  $\mu$  longis) hyalinae.

*Hab.* in foliis *Calami* sp. (Palmae), Samar, Ins. Philipp. (M. RAMOS).

**CRISEROSPHAERIA** Speg. Myc. Argent. VI, Anal. Mus. Nac. Buenos Aires, XXIII, p. 72 (1912). — Perithecia erumpentia, globosa, completa, superne ostioli pluribus rotundis perforata. Asci cylindracei, aparaphysati, octospori. Sporidia filiformia hyalina.

1. **Criserosphaeria phyllostictoides** Speg., loc. cit., l. c. — Maculis candidis, amphigenis, e circularibus repandis, 3-8 mm. diam., linea callosa tenuissima cinetis; peritheciis epiphyllis, primo epidermide tectis dein erumpentibus, minutis, lenticularibus, 200-250  $\mu$  diam., membranaceis glabris, olivaceis, contextu tenuissimo, subprosenchymatico, radiante, fumoso-chlorino, ostioli 5-20 rotundis perforatis; ascis cylindraceis, apice attenuatis, basi sensim angustato-pedicellatis, 110-120  $\times$  5-6; sporidiis fasciculatis, filiformibus, rectis vel flexuosulis, utrinque attenuato-acutatis, 80-85  $\times$  1, jodi ope nulla.

*Hab.* in foliis vivis *Tromsdorfiae Hasslerianae* (Amarantaceae), in dumetis prope Bompland, Misiones, Argentina.

**CEUTHOCARPON** Karst. — Syll. II p. 157, XIV p. 618, XVI p. 557, XXII p. 289.

1. **Ceuthocarpon Talaumae** Rehm, Ascum. Philipp., in Leaflet of Philipp. Bot. VIII, 1916, p. 2953. — Perithecia maculis primitus or-

bieularibus, dein late explanatis exaridis, albido-brunneis, -3 cm. latis longisque, interdum tenuiter nigre cinetis, in epiphylo innata, gregaria, atra, glabra poro minutissimo pertusa, globulosa vel suboblunga 0,2 mm. diam. membranacea, ascis cylindraceutis, 70-80  $\times$  4, 8-sporis. Sporae filiformes, rectae, continuae, hyalinae, 50  $\times$  1, parallelopositae. Paraphyses plurimae filiformes 2  $\mu$  circiter cr.

*Hab.* folia emortua *Talauma villarianae* (Magnoliaceae), Los Baños Ins. Philipp. (M. B. RAIMUNDO). — Proximum *Ceuth. depokense* Penz. et Sacc., imprimis paraphysium defectu alienum.

2. **Ceuthocharpon punctiforme** Sacc., Notae Myc. XX, Nuovo Giorn. bot. 6785  
 it. 23., 1916, p. 203. — Peritheciis late gregariis, amphigenis sed in epiphylo plenius evolutis, punctiformibus, globoso-lenticularibus, prominulis, epidermide velatis, atro-nitidulis, subastomis, erostribus, 125-140  $\mu$  diam.; contextu distincte parenchymatico foligineo; ascis fasciculatis, cylindraceutis, subsessilibus, apice obtusulis, 75-80  $\times$  6. aparaphysatis, octosporis; sporidiis fasciculatis, filiformibus, leniter curvis utrinque obtusulis, minute multiguttulatis, 60-65  $\times$  2,3-2,5, hyalinis.

*Hab.* in foliis arescendo aequaliter pallescentibus, *Sterculia* sp. (Stesculiaceae), Los Baños, Ins. Philipp. — Habitus *Sphaerellae punctiformis*. Clypeus epidermicus perithecium vix excedens et cum eo concretus; hinc stirps est potius *Sphaerella* scolecospora.

**LINOSPORA** Fuck. — Syll. II p. 354, IX p. 935, XI p. 352, XIV p. 618, XVII p. 775.

1. **Linospora Trichostigmae** F. L. Stevens, Bot. Gazette 70., 1920, p. 6786  
 399, fig. 2. — Maculis indefinitis 5-10 mm. diam., peritheciis dense aggregatis, sphaeroideis, 150-200  $\times$  250, clypeo distincto tectis et zonula angusta (30-100  $\mu$ ) pallida limitatis, ostiolo forma variabili praeditis, clypeo nigro, plerumque epiphylo raro hypophyllo; ascis cylindraceutis crasse tunicatis, 90-112  $\times$  10-14; paraphysibus tenuibus filiformibus; sporidiis linearibus septatis pallide flavis. — Conidiis unilocularibus, hyalinis, utrinque acutatis magnitudine variabilibus plerumque 21-24  $\times$  7, quandoque usque 48  $\mu$  long., quandoque etiam multo minoribus, in cavitatibus a peritheciis non distinctis ortis.
- Hab.* in foliis *Trichostigmatis octandrae* (Compositae), Guayanilla, Porto Rico, America centr.
2. **Linospora Sacchari** Avena Sacca, Bol. Agric. Sao Paulo, 17., 1916, 6787  
 p. 614, fig. 228. — Peritheciis globosis immersis, collo cylindrico prominentibus parietibus tenuibus praeditis, 297-407  $\times$  440-462; ascis

cylindraceis apice rotundatis ima basi abrupte in pedicellum brevem attenuatis octosporis, 108-148  $\approx$  8,1; sporidiis filiformibus, continuis, hyalinis, 108-121  $\approx$  3.

*Hab.* in caulibus *Sacchari officinarum* (Graminaceæ), in Brasilia et valde noxia.

3. **Linospora pulchella** Speg., Mycet. Argent. VI, Anal. Mus. Nac. Buenos Aires XXIII, p. 71 (1912) cum ic. — Peritheciis obsolete subseriatis, matriæ immutata immersis, globosis, parvis, 150  $\mu$  diam., ostiolo papillato carbonaceo vix exserto coronatis, molliuseculis, atris, contextu indistincto; ascis e clavato subfusoides, saepe curvulis, sessilibus, 90-100  $\approx$  12-14; sporidiis fasciculatis, filiformibus, utrinque attenuato-acutatis, 80  $\approx$  4, leniter curvulis, grosse pluri-guttulatis, hyalinis.

*Hab.* in culmis aridis Graminaceæ eujusdam (? Phalaris) in pratis prope Paranà, Entre Rios, Argentina.

**OPHIOBOLUS** Riess. — Syll. II p. 337, IX p. 923, XI p. 351, XIV p. 614, XVI p. 557, XVII p. 769, XXII p. 308, 1506.

1. **Ophiobolus Laminariæ** Sutherland, Trans. Brit. Myc. Soc. V, pt. I, 1914, p. 147, tab. 3 fig. 1-4 (1915). — Peritheciis dense confertis, semper immersis, ostiolo valde elongato, cylindraceo, apice tantum erumpente, subsphaeroideis vel complanatis, magnis, 350-450  $\mu$  diam., contextu coriaceo atro; ascis cylindraceis curvatis, octosporis, 300-360  $\approx$  20-25,5, aparaphysatis; sporidiis filiformibus ascos subaequantibus, hyalinis, 50-75-septatis, tandem in articulis cylindraceis 5-6  $\approx$  5,5-6,5 scissis.

*Hab.* in thallo putrescente *Laminariæ digitatæ* (Algae), Orkney, Scotia.

2. **Ophiobolus Anonæ** Rangel, Bol. Agr. Sao Paulo 1915, p. 315 tab. V fig. 4-7. — Peritheciis amphigenis, sparsis vel gregariis, immersis vel erumpentibus, sphaeroideis, apice in collum longiusculum, crassum (50-70  $\approx$  55-80), conoideum, poro pertusum desinentibus, contextu celluloso, pallide olivaceis, 160-180  $\mu$  diam.; ascis clavato-cylindraceis, octosporis, 70-80  $\approx$  8-10; paraphysibus filiformibus; sporidiis vermiformibus, 1-septatis, leniter incurvatis pallidis, brunneis, 60-70  $\approx$  2-3.

*Hab.* in foliis vivis *Anonæ reticulatæ* (Anonaceæ), Mimoso, St. Espirito-Santo, Brasiliae.

3. **Ophiobolus Butleri** Syd., Ann. Mycol. 14. 1916, p. 260. — Peritheciis sparsis vel laxè aequaliter gregariis, minutis, 150-230  $\mu$  diam.,

immersis, atris, conico-sphaeroideis, ostiolo minutissimo tantum per epidermidem leniter elevatam prorumpentibus; ascis cylindraceutis, sessilibus,  $50-80 \approx 7-10$ , octosporis; sporidiis filiformibus, tenuissimis,  $50-70 \approx 1$ , pluriguttulatis vel spurie pluriseptatis, hyalinis (etiam intra ascos).

*Hab.* in caulibus *Capparidis* spec. (Capparidaceæ), Pusa Indiae or. (BUTLER).

4. **Ophiobolus Gnaphalii** (Sacc. et Bres.) C. E. Fairman, Ann. Mycol. IX, 6792 1911, p. 149. — *Ophiob. vulgaris* Sacc. var. *Gnaphalii* Sacc. et Bres., Sacc. Syll. IX p. 924. — Var. *lanaria* C. E. Fairman, l. c. — A typo differt pyrenidiis foliocolis vix papillatis, ascis fusoides utrinque attenuatis, longestipitatis, aparaphysatis,  $125-165 \approx 6-7$ ; sporidiis nec septatis nec guttulatis, plerumque  $115-125 \approx 2-3$ .

*Hab.* in pag. inf. foliorum *Antennariae plantaginifoliae* (Compositae), Ridgeway N. Y., Oak Orchard Creek road, Lake Shore road, Yates, N. Y., non longe a Lacu Ontario, prope Lyndonville N. Y., Amer. bor.

5. **Ophiobolus Manihotis** Syd. in Syd. et Butl., Ann. Mycol. IX, 1911, 6793 p. 410. — Peritheciis sparsis, minutis,  $150-300 \mu$  diam., immersis, conico-sphaeroideis, epidermidem elevantibus, atris, ostiolo minutissimo tantum erumpentibus; ascis cylindraceutis v. cylindraceuto-clavatis, sessilibus v. brevissime stipitatis, parce paraphysatis,  $50-90 \approx 5-10$ , octosporis; sporidiis filiformibus, tenuissimis,  $45-70 \approx 1-1,5$ , obscure plurilocularibus, in ascis lumine flavido-brunneolis.

*Hab.* in petiolis *Manihotis utilisissimae* (Euphorbiaceae), Pulliyannur Travancore, Indiae or. (E. J. BUTLER).

6. **Ophiobolus seriatus** Syd., Enum. Philipp. Fungi I, in Philipp. Journ. 6794 of Sci., VIII (1913) p. 272. — Peritheciis aggregatis vel saepius bene seriatis, matricie inflatula diu omnino tectis, e mutua pressione irregularibus, atris,  $300-450 \mu$  diam., glabris, levibus, ostiolo matricem inflatulam vix punctiformi-perforante; ascis cylindraceuto-clavatis, brevissime stipitatis, apice rotundatis vel leniter attenuatis,  $90-110 \approx 8-13$ , octosporis; sporidiis elongato-fusoides, utrinque attenuatis, continuis sed pluriguttulatis, hyalinis,  $55-75 \approx 3-4$ .

*Hab.* in culmo emortuo *Bambusae* (Graminaceae), Luzon, Prov. Laguna, Los Baños, ins. Philipp. (C. F. BAKER). — Habitu *O. javanici* Penz. et Sacc. similis, sed ascis sporidiisque valde longioribus.

7. **Ophiobolus graffianus** Sacc., Ann. Mycol. XII, 1914, p. 305. — Peritheciis subsparsis, innato-erumpentibus, nigricantibus, longiuscule

papillatis, sed non rostratis, 250-300  $\mu$  diam., contextu celluloso fuligineo; ascis cylindraceutis, apice rotundatis deorsum sensim tenuatis, breviterque stipitatis, 95-100  $\times$  9-10, filiformi-paraphysatis, octosporis; sporidiis bacillaribus leviter curvis v. rectis, 80-90  $\times$  2,5-2,7, minute denseque multiguttulatis, flaveolis, utrinque obtusulis, non nodosis.

*Hab.* in caryopside subputrescente *Oicicis Lacrimae* (Graminaceae), Manila, Ins. Philippin. (P. W. GRAFF).

8. **Ophiobolus oryzinus** Sacc., Notae Mycol. XX, Nuovo Giorn. bot. 6796 it. 23., 1916, p. 203. — Peritheciis laxe gregariis, subcutaneis, dein vertice erumpentibus et ostiolo plus minus prominulo emergentibus, globosis, 300-350  $\mu$  diam.; contextu laxe celluloso ochraceo, apicem versus sensim densiore et saturatiore, circa ostiolum rufescente; ascis cylindraceutis apice rotundatis, brevissime tenuato-stipitatis, 95-110  $\times$  7-11, filiformi-paraphysatis, octosporis; sporidiis fasciculatis, filiformibus, 86-100  $\times$  3-4, minute multiguttulatis dilutissime chlorinis.

*Hab.* in culmis crassioribus, putrescentibus *Oryzae sativae* (Graminaceae), Los Baños, Ins. Philipp.

9. **Ophiobolus Panici** Syd., Ann. Mycol. 14. 1916, p. 361. — Peritheciis laxe gregariis, globulosis, atris, 200-300  $\mu$  diam., tectis, ostiolo conico tantum erumpentibus, glabris, contextu parenchymatico obscure olivaceo ex cellulis, 7-10  $\mu$  diam. composito; ascis fasciculatis, cylindraceutis, basi breviter stipitatis, 70-110  $\times$  8-10, octosporis; paraphysibus copiosis, hyalinis, 1,5-2  $\mu$  crassis; sporidiis filiformibus, pluriguttulatis vel spurie 8-12-septatis, ascorum longitudine; 1,5-2  $\mu$  crassis, hyalinis, in eumulo flavis.

*Hab.* in vaginis emortuis *Panicimiliacei* (Graminaceae), Los Baños, ins. Philipp. (C. F. BAKER).

10. **Ophiobolus Cajani** Syd. in Syd. et Butl., Ann. Mycol. IX, 1911, 6798 p. 409. — Peritheciis gregariis, sphaeroideis, minutis. 150-250  $\mu$  diam., immersis, atris, ostiolo breviter cylindraceuto tantum erumpentibus; ascis cylindraceuto-clavatis, 60-90  $\times$  8-11, octosporis, longissime paraphysatis; sporidiis filiformibus, spurie septatis, in ascis lumine flavo-brunneolis, 50-80  $\times$  2-2,5.

*Hab.* in caulibus emortuis *Cajani indici* (Leguminosae), Pusa Indiae or. (E. J. BUTLER).

11. **Ophiobolus Caballeroi** Gz. Frag., Fungi Horti Matrit. (1917) p. 20. — 6799 Peritheciis sparsis v. gregariis, nigris, immersis, globosis, usque ad 300  $\mu$  diam., ostiolo acuto, conoideo, crassiusculo, emergenti;

ascis cylindræis, stipitatis: 70  $\approx$  7-8, octosporis, copiose filiformi-paraphysatis; sporidiis filiformibus, flexuosis, obsolete pluriguttulatis v. septulatis, hyalinis, 50  $\approx$  2.

*Hab.* in ramulis emortuis *Sarothamni scoparii* (Leguminosae), in Horto bot. Madrid, Hispaniae.—Ab *Ophiob. Sarothamni* recedit ascis, sporidiisque minoribus etc.

12. **Ophiobolus Aspiciliae** (Oliv.) Vouaux, Bull. Soc. Mycol. de Fr. 1913, 6800

p. 104, *Bacidia Aspiciliae* Oliv. Par. Lich. Fr. Suppl. p. 6.—Peritheciis sparsis, omnino immersis, apice ostiolo simplici apertis; subsphaeroideis, nigris, 145-205  $\mu$  diam.; contextu brunneo-olivaceo, tenni, pseudoparenchymatico e cellulis polygoniis irregularibus 5-8  $\mu$  cr. efformato; ascis fusoides, basim versus parum inflatis, utrinque obtuse attenuatis, tenuiter tunicatis, octosporis, 80-107  $\approx$  12-16; paraphysibus simplicibus v. basi ramosis, septatis, versus apicem sensim attenuatis, multiguttulatis, ascos subaequantibus, basi 2  $\mu$  cr.; sporidiis aciculari-vermiformibus spiraliter laxèque dispositis, sursum attenuatis, utrinque obtusis, hyalinis, 3-5-septato-constrictulis, arenatis v. S-formibus, multiguttulatis, 60-78  $\approx$  3-5.

*Hab.* in thallo *Aspiciliae gibbosae* et *caesio-einerea* (Lichenes), Mons, Hérault, Gallia (A. DE CROZALS).

13. **Ophiobolus maquilingianus** Sacc., Notae Myc. XXIII p. 68 (Accad. 6801

Veneto-trent. 1917).—Peritheciis laxè gregariis v. subsparsis, minutis, nigris, subcutaneo-erumpentibus, globulosis, membranaceis, 250-300  $\mu$  diam., ostiolo breviusculo (?) sed faciliter labente; ascis tereti-fusoides, breviter stipitatis, apice obtuse tenuatis, 140-150  $\approx$  12-14, octosporis; paraphysibus non observatis; sporidiis subtristichis, anguste fusoides-filiformibus, 80-90  $\approx$  4-5, sub 5-septatis, non constrictis, hyalinis.

*Hab.* in rachidibus emortuis *Demonoropis* (Palmae), M. Maquiling, Ins. Philipp.

14. **Ophiobolus Licualae** Sydow, Philipp. Journ. of Sc., v. 9., Sect. C. 6802

n. 2, 1914, p. 165. — Peritheciis sub epidermide bullatim elevata dense aggregatis, greges 0,5-5 mm. latos et longos formantibus, haud immersis sed epidermide tandem ab papillis minutis perforata tectis, e basi lata obtuse conoideis, 130-160  $\mu$  latis, 60-125  $\mu$  crassis, atris, ad basim hyphis paucis circumdatis, contextu obscure fusco parenchymatico ex cellulis 6-8  $\mu$  diam. composito; ascis fasciculatis, cylindræis, subsessilibus, filiformiter paraphysatis, 90-120  $\mu$  longis, 10-12  $\mu$  latis; sporidiis parallelis, filiformibus, rectis v. leniter curvatis, 2-4 septatis, guttulatis, hyalinis, 70-85  $\mu$  longis, 2,5  $\mu$  latis.

*Hab.* in foliis (petiolis) emortuis *Licuala e spinosae* (Palmae), Palawan Lake Manguao, Ins. Philipp. (MERRILL).

15. **Ophiobolus nigromaculatus** Rehm, Ann. Mycol. X, 1912, p. 393. 6803  
(*Plejobolus*). — Peritheciis in caule late denigrato immatis, demum emergentibus, peridermio tectis, dispersis, singularibus, interdum binis arcte congregatis, globosis, glabris, 0,3-0,8 mm. diam., ostiolo conoideo truncato, crasso, poro perspicue pertuso, prominente, pseudoparenchymatice fusce contextis; ascis cylindraceutis, usque 300  $\approx$  12, octosporis; sporis parallele positis, utrinque obtusis, hyalinis, filiformibus, rectis, pluriseptatis, cellulis 5-7  $\mu$  longis, ad septa haud constrictis, mox in articulos usque 30  $\mu$  long. secedentibus, ca. 200  $\approx$  2,5-3; paraphysibus filiformibus, 2  $\mu$  crassis.

*Hab.* ad caules exsiccatos *Aconiti Napelli* (Ranunculaceae), Funtensee prope Berchtesgaden 1800 m. alt., alpinum bav. (ADE). — *Oph. leptosphaerioidis* Sacc. et Paoli affinis.

16. **Ophiobolus Coffeae** Patouillard, Bull. Soc. Mycol. de Fr., XXXIV, 6804  
1918, p. 90. — Peritheciis hypophyllis, epidermide lacerata limitatis, sphaeroideis, nigris, glabris, subcoriaceis, 250  $\mu$  diam., apice pertusis, parietibus tenuibus brunneis subparenchymaticis donatis; ascis cylindraceutis breviter stipitatis, 75-90  $\approx$  10-12, melleis, octosporis; paraphysibus copiosis, linearibus, septatis, 3-4  $\mu$  cr., submucosis; sporidiis linearibus, rectis v. curvis multiguttulatis, 75-85  $\approx$  2-4, viridi-rubescensibus.

*Hab.* in foliis *Coffeae* (Rubiaceae), ab *Hemileia vast.* vexatis, in Ins. Madagascar (VIGUIER).

17. **Ophiobolus incomptus** (Car. et De Not.) Sacc. — Syll. II, 353. — 6805  
Teste cl. J. Vleugel (in Svensk Bot. Tidskr. V, 1911, p. 332, fig. 2) diagnosis ita completanda. — Peritheciis in caespitulis verruciformibus erumpentibus et peridermio lacerato cinctis 10-20 collectis, globosis,  $\frac{3}{4}$  mm. diam., atris, ostiolo distincte papillato praeditis, subiculo filamentoso immersis vel pilis brunneis, septatis, 4-5  $\mu$  crassis, sparsis obsitis, excipulo coriaceo-membranaceo, minute celluloso; ascis copiosis, cylindraceutis, breviter pedicellatis, octosporis, 120-150  $\approx$  10-13, paraphysibus filiformibus obvallatis; sporidiis filiformibus, parallele fasciculatis, 11-20-septatis, ad septa leniter constrictis, subhyalinis, loculo uno alterove mediano nodoso-incrasato, 104-120  $\approx$  4.

*Hab.* quoque in ramulis siccis *Ribis nigri* culti (Saxifragaceae), Umea, Suecia. — Habitus fere stromatiens, *Melogramma* in mentem revocans, sed stroma proprium nullum.

18. **Ophiobolus oedistoma** Speg., Mycet. Argent. VI, Anal. Mus. Nac. 6806

Buenos Aires XXIII p. 73 (1912) e. ic. — Peritheciis sparsis, peridermio innatis, primo cortice tectis et tantum ostiolis exsertis manifestis, depressis, atris, 200  $\mu$  diam., ostiolo erecto, crasso, subtornoso, carbonaceo, 0,5-1 mm. alto, 100-130  $\mu$  crasso coronatis, serius in ligno denudato superficialibus, membranaceis, contextu parenchymatico parum distincto, olivaceo; ascis cylindraceis, apice truncato-subbilobatis, bifoveolatis, basi in pedicellum sensim attenuatis, 150  $\approx$  8 p. sp., aparaphysatis, pedicello 50  $\approx$  1-2; sporidiis fasciculatis, filiformibus, utrinque acutatis, continuis, eguttulatis, chlorinis, 140-150  $\approx$  1-1,5.

*Hab.* in caulibus emortuis putrescentibus *Boehmeria e candidissima* (Urticaceae), in cultis, La Plata, Argentina.

19. **Ophiobolus? paraënsis** P. Henn., Hedw. vol. 48. (1908) p. 108. — 6807

Peritheciis erumpenti-superficialibus, gregariis, ovoideis, atro-subcarbonaceis, fragilibus, rugulosis, conico-ostiolatis, 200-250  $\mu$  diam.; ascis longe clavatis, obtusis, basi attenuatis, octosporis, paraphysatis, 140-180  $\approx$  8-13; sporidiis filiformibus, pluriguttulatis, ca. 60  $\approx$  5, hyalinis,.... immaturis.

*Hab.* in truncis decorticatis *Caricae Papayae* (Caricaceae), et *Heckeriae peltatae* (Piperaceae), hort. bot. Goeldi, Parà (BAKER).

20. **Ophiobolus cantareirensis** P. Henn., Hedw. vol. 48. (1908) p. 10. — 6808

Peritheciis sparsis vel aggregatis, innato-superficialibus, conoideo-ovoideis, obtuse ostiolatis, atris, circa 0,3-0,4 mm. diam.; ascis cylindraceo-clavatis, apice obtuse rotundatis, tunicatis, octosporis, 100-120  $\approx$  10-15; paraphysibus copiosis, hyalinis, 2  $\mu$  circ. crassis; sporidiis parallele stipatis, bacillaribus, guttulatis dein pluriseptatis, hyalino-fuscidulis, 40-60  $\approx$  4-5.

*Hab.* in ligno patrido, Serra da Cantareira, S. Paulo, Brasilia.

**LEPTOSPORELLA** Penz. et Sacc.— Syll. XIV p. 619, XVI p. 558.1. **Leptospora andina** Speg., Mycet. Argent. VI, Anal. Mus. Mac. 6809

Buenos Aires XXIII p. 74 (1912). — Peritheciis sparsis vel laxe gregariis, cortice immutato basi insculptis, hemisphaerico-prominulis, 200-250  $\mu$  diam., atris, rugulosis, coriacellis, contextu indistincto; ascis elongato-ellipsoideis, breviter pedicellatis, 100  $\approx$  15-18, paraphysibus filiformibus, crassiusculis, parum longioribus obvallatis, jodi ope nulla; sporidiis cylindraceo-subfusoides, 2-3-stichis, rectis vel saepius curvulis, 3-septatis, non constrictis, hyalinis, 40-55  $\approx$  5-6,

loculis minute biguttulatis.

*Hab.* in caudicibus ramisque languidis *Ephedrae andinae* (Gnetaceae), in montuosis Potrerillos, prope Mendoza, Argentina.

**MERINGOSPHAERIA** Peyronel, Nuovo Giorn. Bot. it. 25., 1918, p. 415 (Etym. *mérinx* seta et *sphaira* sphaera, quia perithecia subglobosa, setulosa). — Perithecia superficialia, sphaeroidea, carbonacea, setosa. Asci ellipsoidei v. clavato-ellipsoidei, pedicellati, octospori; sporidia elongato-fusoidea, continua.

1. **Meringosphaeria Patellula** Peyronel, l. c., fig. 7-11, 12-14. — Hyphis 6810 mycelicis parvis fuliginis, ramosis, septatis, 2-4 diam.; peritheciis sparsis v. laxe gregariis, primum globosis v. subglobosis, mox collabescentibus et quasi pezizoideis, patelliformibus, 350-400  $\mu$  diam., excipulo carbonaceo membranoso, pseudoparenchymatico domatis setisque rigidis subuliformibus, basi inflatulis nigro-fuliginis, opacis, 60-250  $\times$  4,5-10, undique vestitis; ascis tenuissimis, facile evanidis, fusoideo-ellipsoideis, inaequilateris, longe pedicellatis, octosporis, parte sporifera 28-34  $\times$  4-5; sporidiis longe et anguste fusoideis, plerumque leniter curvatis, continuis, hyalinis, fasciculatis, 26-(29)-31  $\times$  1-1,5.

*Hab.* in ramis truncisque marcescentibus corticatis et semidecorticatis *Alni viridis* (Betulaceae), Rielaretto loco dicto Lu Brie di Plan, 1700 m. alt. in vallibus Valdensibus Pedemontii, Italia bor.

Sphaeriaceæ omnino dubia:

**SPHAERIA CINNABERINA** O. G. Costa, Descrizione di talune Crittogeame osservate nel Regno di Napoli, in « Il Giambattista Vico », vol. I, Napoli 1857 (pp. 33-38) p. 34, tab. I fig. 1, A, B, C. — Epiphylla, simplex; sphaerulis sessilibus, minutis, subrotundis, inaequalibus, sparsis, colore cinnaberino, in macula albida inaequali insidentibus. 6811

*Hab.* in foliis *Salicis Russellianae* (Salicaceae) autumnii initio, Neapoli.

*Fam. 3. Ceratostomataceæ**Sect. 1. Hyalosporæ*

**CERATOSTOMELLA** Sacc.—Syll. I p. 408, IX p. 573, XI p. 289, XIV p. 515, XVII p. 592, XXII p. 293.

1. **Ceratostomella similis** W. Kirschst., Krypt. Fl. Brandenb. VII p. 6812 245 (1911). — Peritheciis initio omnino immersis et tantum rostro cylindraceo, longo, nodoso, recto vel curvulo emergentibus, dein plus minusve nudatis, dense gregariis, sphaeroideis, 350-450  $\mu$  diam., excipulo atro, coriaceo, levi; ascis cylindraceo-clavatis vel ellipsoideis, longe pedicellatis, 80-95 (p. sp. 45-60)  $\approx$  8-10, paraphysibus tenuibus diffluentibus intermixtis; sporidiis distichis, cylindraceis vel subclavatis, utrinque rotundatis, biguttulatis vel non, hyalinis, 9-12  $\approx$  3-4.

*Hab.* in ligno corrupto *Quercus* (Cupuliferae), Rathenow in Germania. — Affinis *C. strictae* sed majore et peritheciis initio omnino insculptis. Mycelium substratum olivaceo-brunneo tingens.

2. **Ceratostomella coprogena** Masee, Bull. Bot. Gard. Kew 1913, p. 6813 105. — Peritheciis minutis, e conoideo subglobosis, atris, glabris, membranaceis, 200  $\mu$  diam., ostiolo elongato-acutato, contextu parenchymatico; ascis cylindraceo-clavatis, apice obtuse truncatis, octosporis; sporidiis ellipsoideis, hyalinis, 7  $\approx$  4,5.

*Hab.* in fimo animalium in horto botan. Singapore (BURKILL). — Affinis *C. leiocarpæ* sed sporidiis minoribus et habitatione peculiari distincta.

**GNOMONIELLA** Sacc.—Syll. I p. 413, IX p. 575, XI p. 289, XXII p. 298.

1. **Gnomoniella Alnobetulae** Volkart ap. Rübél, Engl. Bot. Jahrb. 47. 6814 (1912) p. 517, fig. 19. — Peritheciis in macula foliorum circumscripta gregatim insidentibus, 260-240  $\mu$  diam., rostro brevi praeditis; ascis clavatis, tetrasporis, p. sp. 48-64  $\approx$  9-15, pedicello usque ad 28  $\mu$  longo; sporidiis quaternis, submonostichis, reniformibus, hyalinis, 15-18  $\approx$  6-10.

*Hab.* in foliis putrescentibus *Alni viridis* (Betulaceae), in Alpibus Rhaetiae Primae (Berolina).

2. **Gnomoniella kriegeriana** Rehm, Ann. Mycol. XIII, 1915, p. 2. — 6815 Perithecia gregaria, innata, sphaeroidea, rostro conoideo brevi epi-

dermidem perforantia, nigra, glabra, excipulo parenchymatice contexto, fusco, glabro, 0,15  $\mu$  diam.; asci elongato-fusifformes,  $-80 \approx 8$ , 8-spori; sporæ fusiformes, utrinque acutatae, rectae, 1-cellulares, guttatae, hyalinae, 15-18  $\approx 4$ , distichae; paraphyses filiformes, paucae.

*Hab.* ad petiolos putridos *Geranii palustris* (Geraniaceae), prope Königstein Saxoniae (KRIEGER).

3. **Gnomoniella asparagina** Rehm, Ann. Mycol. X, 1912, p. 390. — Peritheciis plerumque gregariis, epidermide immutata tectis, globulosis, ostiolo subconico brevi prorumpentibus, parenchymatice contextis, glabris, c. 250  $\mu$  diam.; ascis cylindraceutis, tenuibus, octosporis, circ. 50  $\approx 4$ ; sporis oblongis, rectis, 1-cellularibus, utrinque gutta oleosa majori praeditis, nec constrictis nec septatis, hyalinis, 7-8  $\approx 2,5$ , monostichis; paraphysibus nullis.

*Hab.* ad caules putridos *Asparagi officinalis* (Liliaceae), Königstein a. Elbe Saxoniae (KRIEGER).

4. **Gnomoniella Veronicæ** Naumoff, Champ. Oural. I (1915) p. 22 t. 1 f. 7. — Peritheciis solitariis, subepidermicis, nigris, sphaericis, 250  $\mu$  diam., in ostiolum rostellatum rectum, perithecium aequans tenuatis; ascis paraphysatis, pedicellatis, fusoido-clavatis, octosporis, 66-74  $\approx 13-16$  (pedicello 22  $\approx 2$ ) obtusiusculis, poro distincto praeditis, apice incrassato; sporidiis distichis, irregulariter ovoideis, inaequilateris, granulatis, 11-13,8  $\approx 5,5-6,9$ , hyalinis.

*Hab.* in fructibus *Veronicæ Chamædryos* (Scrophulariaceae), Perm, Ural, Rossia.

**MAMIANIA** De Not. — Syll. I p. 419, XIV p. 20.

1. **Mamiania Ostryæ** (P. Henn.) Theiss. et Syd., Ann. Mycol. 13., 1915 p. 570, *Phyllachora? Ostryæ* P. Henn. in Engl. bot. Jahrb. XXIX, 1900, p. 151 (ex err. Ph. Ostreae). — Fungus immaturus et tunc species ulterius inquirenda sed minime Dothideaceus. Verisimiliter affinis *Mam. fimbriatæ*.

*Hab.* in foliis *Ostryæ japonicæ* (Betulaceae), prov. Iwaki, Japonia.

Sect. 2. **Phaeosporae**

- CHAETOCERATOSTOMA** Turconi et Maffei, Atti Ist. Bot. Pavia XV p. 144 (extr. 1912) — Etym. *chaete*, seta et *Ceratostoma*. — Perithecia typice setosa, superficialia, subcarbonacea, atra, rostello

longo cylindræo prædita. Asci ellipsoidei vel oblongi, subsessiles, apapophysati, octospori. Sporidia plerumque globoso-cuboidea, continua, fusca.

1. **Chaetoceratostoma hispidum** Ture. et Maffei, loc. cit., tab. 15 fig. 1-3. — 6819

Peritheciis superficialibus, sparsis vel subgregariis, globulosis, 200-250  $\mu$  diam., subcarbonaceis, atris, setulis copiosis, rigidis, 350-500  $\mu$  longis, continuis, apice obtuse acuminatis, pallide fuscis vestitis, in rostellum prælongum (1-1,5 mm.) cylindræum, erectum, quandoque leniter incurvum, apice plus minusve fimbriatum productis; contextu peritheci parenchymatico, rostri prosenchymatico; ascis obovatis, subsessilibus, mox evanidis, apapophysatis, 35-45  $\times$  16-20, octosporis; sporidiis distichis vel subdistichis, cuboideis, angulis obtusis, brunneis, 8-10  $\mu$  diam.

*Hab.* in foliis emortuis *Castanea vesca* (Fagaceæ), prope Varazze, Liguria, It. bor.

Sect. 3. **Hyalodidymæ**

**LENTOMITA** Niessl. — Syll. I p. 584, IX p. 698, XIV p. 542, XVII p. 663, XXII p. 300.

1. **Lentomita hirsutula** Bresadola, Ann. Mycol. 18., 1920, p. 55. — 6820

Peritheciis sparsis, liberis, ovoideis, plus minusve longe rostratis, membranaceis, inferne villosulis, glabrescentibus, 300-350  $\mu$  latis, 400  $\mu$  altis, ostiolo conico vel cylindræo, tereti, levi, non sulcato, usque ad 0,5 mm. longo; sporidiis ellipticis, hyalinis, octonis, monostichis, biguttatis, 1-septatis, ad septum non constrictis, 7-8  $\times$  4; ascis cylindræis, vix stipitatis, 56-60  $\times$  6-7; paraphysisibus non inventis; pilis fuscis, septatis, 4  $\mu$  crassis.

*Hab.* ad ligna *Alni glutinosæ* (Betulaceæ), Lusitaniæ Setubal (TORREND).

Obs. Auctoris. — « Species hæc forte cum *Ceratostomella rostrata* var. *levirostris* confluit, at, cum specimina hujus varietatis videre non licuerit et diagnosis a nobis data cum notis Auctorum non concordat, eum novam clare haud supervacaneum existimavi saltem pro futura historia familie *Ceratostomacearum* ».

2. **Lentomita philippinensis** Rehm, Ascomyc. Philipp. VI, Leaflets of 6821

Philipp. Botany VI (1914) p. 2259. — Peritheciis gregariis, ligno extus nigricato innatis, globulosis, glabris, nigris, 0,4 mm. diam., rostro cylindræo 0,5 mm. longo per corticem præruptibus et prominentibus, membranaceis; ascis fusiformibus, octosporis, 50  $\times$  8,

paraphysibus filiformibus intermixtis; sporidiis distichis, fusoideis, medio septatis, non constrictis, hyalinis, 8-10  $\times$  3.

*Hab.* in ramulo emortuo *Gliricidiae sepium* (Leguminosae), Los Baños, ins. Philipp. (C. F. BAKER). — Affinis *L. longirostri* Ath.

**CHAETOLENTOMITA** Maublanc, Bol. Agr. Sao Paulo, 1915 p. 313. — Perithecia lignicola, superficialia, nigra, pilis rigidis vestita, et in rostrum attenuata; ascis octospori, cylindraceuti; sporidia didyma, hyalina.

1. **Chaetolentomita lignorum** Maublanc, l. c. — Lignicola. Peritheciis globosis, superficialibus vel basi insculptis, nigris, circa 0,5 mm. diam., undique pilis rigidis, radiantibus, atrobrunneis (2-3 mm.) ornatis, sursum in collum elongatum, rectum, undulatum vel curvatum, glabrum, usque ad 1 mm. longum desinentibus. Ascis cylindraceutis, breviter pedicellatis, 55-80  $\times$  6-8, paraphysatis. Sporidiis monostichis vel rarius subdistichis, oblongis, utrinque attenuato-obtusis, saepius inaequaliter gibbosisque, septo unico in cellulis duabus inaequalibus divisus, non constrictis, minute guttulatis, subhyalinis, 8-12  $\times$  3-5. 6822

*Hab.* in ligno putrido, Rio de Janeiro, Brasilia.

**GNOMONIA** Ces. et De Not. — Syll. I p. 561, IX p. 672, XI p. 302 XVI p. 483, XVII p. 664, XXII p. 300.

1. **Gnomonia setacea** (Pers.) Ces. et De Not. — Syll. I p. 563 — fm. 6823  
**Alni** Vleugel in Svensk Bot. Tidskr. V (1911) p. 330. — Ascis maturis usque ad 57  $\times$  13, junioribus 23-31  $\times$  5-10, in pedicellum ad 9  $\mu$  longum attenuatis; sporidiis utrinque aequiseptatis, guttulatis, saepe spurie septatis, 10-13  $\times$  1,5-2, maturis bicellularibus, 4-guttulatis, usque ad 4  $\mu$  crassis. Status conidicus verisimiliter *Gloeosporium suecicum* Bubæk et Vleugel.

*Hab.* in foliis emortuis *Alni incanae* var. *borealis* (Betulaceae), Umea, Suecia.

2. **Gnomonia betulina** J. Vleugel, Svensk Bot. Tidskr., 11., 1917, p. 6824 304. — Syn. *Gnomonia campylostyla* Awd. — Syll. I p. 567 — f. *Odoratae* Vleugel in l. c. V, 1911. p. 344. — Peritheciis in maculis nigricantibus hypophyllis; ascis longe pedicellatis, cylindraceuto-clavatis, 47-60  $\times$  10; sporis hyalinis indistincte 1-septatis, rectis, in medio non constrictis, utrinque attenuatis et appendicibus minutis, filiformibus ornatis, 21-23  $\times$  4. — Forma conidiophora consistit *Gloeo-*

*sporium Betulae* (Lib.) Mont.: Maculis epiphyllis, raro amphigenis, olivaceis, irregularibus, confluentibus, saepe per totam paginam effusis; acervulis atris, applanatis, subnitidis, gregariis; conidio-phoris 8,5-10  $\approx$  3,5, sursum attenuatis; conidiis hyalinis, continuis, 9-13  $\approx$  2-2,5.

*Hab.* in foliis anni praeteriti *Betulae odoratae* (Betulaceae), Lulea provinciae Västerbotten Sueciae (J. VLEUGEL).

3. **Gnomonia euphorbiacea** Sacc. et Br.—Syll. IX p. 672.—Var. **Wulfenii** Rehm in Jaap, Ann. Mycol. 14., 1916, p. 17.—A typo dif-fert peritheciis in ligno nidulantibus. 6825

*Hab.* in caulibus vetustis *Euphorbiae Wulfenii* (Euphorbiaceae), pr. Ragusa, Dalmatiae.—Cfr. Rehm, Ann. Mycol. IX. 1911. p. 288.

4. **Gnomonia Iliu** Lyon, Rep. Exper. Stat. Hawaiian Sugar Plant. As-soc., Path. and Phys. Bull. n. 11 (1912) p. 32, c. ic.; Edgerton in Zeitschr. Pflzkr. 1916 p. 225.—Peritheciis 325-480  $\approx$  240-340, rostro 350-550  $\mu$  longo; ascis clavatis, tenuiter tunicatis, 60-80  $\approx$  8-14; sporidiis hyalinis, bilocularibus, 22-30  $\approx$  5-7. 6826

*Hab.* in foliis vaginisque *Sacchari officinarum* (Graminaceae), morbum « iliau » dictum generans, in ins. Hawaii et in Louisiana, Amer. bor.—Status conidicus sistit *Melanconium Iliu*.—De hac specie et de morbo in *Saccharo* cnfr. C. W. Edgerton, in Phytopathology, III, 1913, p. 93.

5. **Gnomonia Caryae** Fr. A. Wolf, Ann. Mycol. X, 1912, p. 491.—Pe-ritheciis endophyllis, plus minusve gregariis, globosis v. compresso-globosis, 200-300  $\mu$  lat., collo crasso cylindrico, longe exerto, 300-400  $\approx$  35, saepe curvulo, in pagina inferiore raro in pagina supe-riore, epidermidem leniter elevatam perforantibus; ascis aparaphy-satis, octosporis, obovatis, 60-65  $\approx$  15; sporidiis hyalinis, guttula-tis, medió 1-septatis, vix vel leniter constrictis, 25-33  $\approx$  5. 6827

*Hab.* in foliis dejectis *Caryae ovatae* (Juglandaceae), Unit. St., America bor.—Status conidicus sistit *Gloeosporium Caryae* Ell. et Dearn., *G. Caryae* E. et E., ? *Discosia rugulosa* B. et C.

6. **Gnomonia Litseae** Sydow, Ann. Mycol. XII, 1914, p. 200.—Ma-culis primo orbicularibus ca. 1 cm. diam. dein vagis irregularibus et confluentibus plura cm. longis et latis, in epiphyllis brunneis in hypophyllo cinereo-brunneis; peritheciis hypophyllis, parenchymate innatis, sparsis, subsphaeroideis, membranaceis, 160-180  $\mu$  diam., brunneis, rostro stricto cylindraco rigido obtuso 250-350  $\mu$  alto, 25-32  $\mu$  lato, atro, epidermidem perforantibus, contextu parenchy- 6828

matico ex cellulis 10-14  $\mu$  diam. composito; ascis subfusiformibus, tenuissimis et tenuissime stipatis, plerumque 4-6 sporis et 24-30  $\approx$  9-10, raro 8-sporis et tunc usque 35  $\mu$  longis et 14  $\mu$  latis; sporidiis subdistichis, fusoideis, minute guttulatis, medio 1-septatis, non constrictis, hyalinis, 10-13  $\approx$  2, utroque apice appendicula hyalina filiformia, 3-4  $\mu$  longa auctis.

*Hab.* in foliis vivis *Litsea glutinosae* (Lauraceae), Los Baños ins. Philippin. (S. A. REYES).

**REHMIELLA** Wint. — Syll. IX p. 675.

1. **Rehmiella ulmicola** Miyake, Bot. Mag. Tokyo, XXVIII (1914) p. 42, 6829 tab. 1 fig. 6-7. — Maculis luteo-brunneis, in centro pallidioribus, circularibus, 1 cm. circ. diam.; peritheciis epiphyllis, in centro macularum sitis, transverse ellipsoideis, parenchymate immersis, in ostiolum adsurgentem, epidermide perforantem lateraliter productis, atris, pseudoparenchymaticis, 320-370  $\approx$  120-180, ostiolo intus periphysibus vestito, 160-200  $\mu$  longo 100-140  $\mu$  lato; ascis paraphysibus immixtis, mucro immersis, longe cylindraceutis, apice rotundatis, facile disruptentibus, 140-160  $\approx$  20-25, polysporis; sporidiis copiosis, plerumque subdistichis sed non raro irregulariter dispositis, fusoideis vel ovatis, hyalinis, nitentibus, prope basim 1-septatis, loculis maxime inaequalibus, 12-15  $\approx$  6 8.

*Hab.* in foliis *Ulm* sp. (Ulmaceae), in China. — An novi generis typum?

#### Sect. 4. Phaeodidymae

**RHYNCHOSTOMA** Karst. — Syll. I p. 730, IX p. 750, XI p. 317, XIV p. 559, XVII p. 689, XXII p. 303.

1. **Rhynchostoma sanguineo-atrum** Rehm, Ascomye. Philipp. IV, Leaflets of Philipp. Botany, VI (1913) p. 1938. — Peritheciis in cortice denigrato sessilibus, arcute confertis, piriformibus, interdum elongato-compressis, primitus fere sanguineis, glabris, mox fuscidulis, senilibus atratis, subverruculosis, 0,7-0,9 mm. latis et altis, rostro conoideo, ad apicem acutato, recto, 0,8 mm. longo, ab initio nigro obsessis, excipulo carbonaceo crasso; ascis subclavatis, octosporis, 80  $\approx$  15; paraphysibus dissolutis; sporidiis distichis, ellipsoideis, rarissime curvatulis, medio septatis, non constrictis, utraque cellula 1-2-guttata, subfuscis, 18-20  $\approx$  7. — Affinis *R. piriformi* A. L. Smith.

*Hab.* ad corticem ?, Luzon, Prov. Laguna, Mt. Maquiling, ins. Philipp. (J. J. MIRASOL).

*Sect.* 5. **Hyalophragmiae**

**CERATOSPHAERIA** Niessl. — Syll. II p. 227, IX p. 870, XI p. 340, XVI p. 1137, XVII p. 715, XXII p. 303.

1. **Ceratospheeria Philippinarum** Rehm, Ascomyc. Philipp. I, in Philipp. 6831  
 Journ. of Sci. VIII (1913) p. 186. — Peritheciis gregarie innatis, dein emergentibus, globulosis, 100-120  $\mu$  latis, parenchymatice fusce contextis, hyphis dispersis fuscidulis imprimis ad basim obsessis, usque ad 80  $\times$  5-10, in rostrum rectum, subcylindraceum, ad apicem acutatum et hyalinellum, fusco-nigrum, 1-1,5 mm. longum, ad basim usque ad 60  $\mu$  latum elongatis; ascis fusiformibus, sessilibus, 60  $\times$  15, octosporis, paraphysibus paucis filiformibus obvallatis; sporidiis 2-3-stichis, cylindraceo-clavatis, rectis, apice superiore rotundatis, medio septatis et subconstrictis, demum 3-septatis, hyalinis, 25-32  $\times$  5-7.

*Hab.* in vaginis foliorum *Bambusa eblumeanae* (Graminaceae), Luzon, prov. Laguna, Los Baños, ins. Philipp. (C. F. BAKER).

2. **Ceratospheeria subiculosa** Sacc., Notae Myc. XXIV p. 8 (Bull. Orto 6832  
 bot. Nap. 1918). — Epiphylla; subiculo late effuso atro-maculanti, hyphis ramosis, intertextis filiformibus, septatis, laete brunneis, 4-5  $\mu$  cr.; peritheciis hinc inde in subiculo sparsis v. approximatis, minutis, superficialibus globulosis, 70  $\mu$  diam., membranaceis, parenchymatico-contextis, vertice in ostiolum subulatum pertenuae, 140-160  $\times$  5,5-6 atrum productis; ascis clavatis, basi tenuatis, subsessilibus, apice rotundatis, 30-35  $\times$  6,5-8, aparaphysatis, 6-8-sporis; sporidiis distichis tereti-oblongis, utrinque obtusulis, 3-septatis, ad septum medium non v. vix constrictis, 4-guttatis, hyalinis, interdum lenissime inaequilateris.

*Hab.* in foliis *Fagraeae curvicutatae* emortuis (Loganiaceae), Hort. bot. Singapore (BAKER). — Forte affinis *Cerat. rostratae* sed sporidiorum forma imprimis distincta.

**CRYPTODERIS** Auersw. — Syll. II p. 229, IX p. 871, XVI p. 535, XVII p. 768.

1. **Cryptoderis propinqua** Bub. et Vleeg., Svensk. Bot. Tid., V, 1911, 6833  
 p. 329. — Maculis epiphyllis, alutaceo-brunneis, saepe decoloratis

griseis, irregularibus, indistincte marginatis; peritheciis mesophyllo immersis, lenticularibus in epiphylo valde emergentibus, circ.  $\frac{1}{2}$  mm. latis; contextu parenchymatico intus flavo-brunneo, extus atro-brunneo; ostiolo rostellato nigro, conico, usque ad  $\frac{1}{2}$  mm. elongato ex hypophyllo erumpente; ascis longe fusoides, 80-150  $\times$  8-13, utrinque acutatis; sporidiis filiformibus, parellele fasciculatis, 85-140  $\times$  2-3, rectis curvulisve, hyalinis, maturis 4-8-septatis.

*Hab.* in foliis emortuis *Salicis Capreae* (Salicaceae), Umea, Suecia — Status conidiophorus: *Glocosporium propinquum*, quod cfr.

2. **Cryptoderis bottnica** Lind et Vleug. in Svensk Bot. Tid., V, 1911, p. 327, fig. 1. — Maculis griseo-cinereis amplis, sparsis; peritheciis estromaticis, immersis, utrinque ex lamina folii pustulatim prominulis, sed in ostiolum cylindricum rostellatum obliquum hypophyllum productis, nigris, 0,5 mm. latis, depresso-globosis, contextu minute celluloso, castaneo-brunneo, fere impellucido; rostello cylindrico atro-brunneo, 750-800  $\times$  80-100; ascis copiosis, cylindricis, sursum obtuse tennatis, saepe curvis, 240-280  $\times$  4-5, aparaphysatis; sporidiis parellele fasciculatis, ascum subaequantibus, filiformibus, minutissime guttulatis, 0,7  $\mu$  cr., continuis, hyalinis.

*Hab.* in foliis emortuis *Salicis nigricantis* (Salicaceae), Umea, Suecia. — *Glocosporium* est status conidiophorus.

**HYOSPILA** Fr. — Syll. II p. 189, IX p. 849, XI p. 336, XIV p. 587, XXII p. 304.

1. **Hypospila ambigua** Syd., Enum. Philipp. Fungi II, in Philipp. Journ. of Sci. VIII (1913) p. 483. — Peritheciis maculiformiter aggregatis, pseudostromate atro tenui cinctis, globulosis, atris, immersis, 100-140  $\mu$  circ. diam., coriaceo-membranaceis, ostiolo minuto papilliformi; ascis clavatis vel saccatis, brevissime stipitatis, indistincte filiformi-paraphysatis, 38-52  $\times$  11-15, octosporis; sporidiis 1-3-stichis, subfusoides, rectis vel leniter inaequilateris, utrinque obtuse attenuatis, 3-septatis, hyalinis, non constrictis, 15-20  $\times$  4,5.

*Hab.* in culmis emortuis *Bambusae* (Graminaceae), Luzon, prov. Bataan, Lymay, ins. Philipp. (GRAFF).

2. **Hypospila Eucalypti** Wakefield, Bull. Bot. Gard. Kew, 1912, p. 190. — Maculis amphigenis, brunneo-rufis, 4 mm. circ. diam.; peritheciis nigris, irregulariter concentricè dispositis, immersis, epidermide bullatim inflata tectis; ascis ellipsoideis, apice subacuto incrassatoque, brevissime pedicellatis, 80-85  $\times$  25-28, octosporis; sporidiis tristichis, cylindraceis, utrinque obtusis, leniter curvulis, guttulatis dein

1-septatis, 45-50  $\approx$  5.—Adest status pyrenidiæus, pyrenidiis peritheciis similibus, sporulis hyalinis, ellipsoideis, 5-7  $\approx$  1-1,5.

*Hab.* in foliis *Eucalypti* (Myrtaceæ), Darra, Queensland (C. T. WHITE).

### Sect. 6. **Phaeophragmiæ**

**RHYNCHOSPHAERIA** Sacc.—Syll. II p. 112 et 228, XVI p. 524, XVII p. 740, XXII p. 305.

1. **Rhynchospheeria Zimmermanni** Petrak, Fl. Boh. et Mor. exs. II Ser. 6837  
1, Pilze, n. 693; Ann. Mycol. XII, 1914, p. 476.—Peritheciis sparsis v. 2-3 subaggregatis, primum omnino immersis, demum basitantum insculptis v. raro superficialibus, coriaceo-carbonaceis, globosis, ostiolo conico obtuso pertusis, 500-600  $\mu$  diam.; ascis anguste cylindræco-clavatis, apice rotundatis obtusis, basim versus paulatim attenuatis, breviter pedicellatis, 120-140  $\approx$  9-10; sporidiis fusoides v. fere cylindræcis, sæpe plus minusve curvatis v. rectis, utrinque rotundatis, parum attenuatis, 1-3 septatis, ad septa non vel perparum constrictis, primum hyalinis, demum brunneolis, 20-34  $\approx$  4-5.

*Hab.* in ligno decorticato? *Abietis* (Coniferae), in silvis ad pagum Ohrensdorf prope Mähr. Weisskirchen, Moravia or.

### Sect. 7. **Hyalodictyæ**

**RHAMPHORIA** Niessl. — Syll. II p. 307, IX p. 913, XXII p. 306.

1. **Rhamphoria obliqua** Karst. — Sacc. Syll. II p. 303. — var. **microspora** R. Maire, Ann. Mycol. XI, 1913, p. 352, fig. 2. — Syn. *Teichospora obliqua* Karst.—A typo differt peritheciis sæpius erectis nec decumbentibus, gregariis; rostro perithecium æquante; ascis minoribus, 80-120  $\approx$  10-12; sporidiis minoribus, 16-24  $\approx$  8-9.

*Hab.* in ligno decorticato putrido *Quercus sessilifloræ* (Cupuliferae), silva Fréhaut prope Hériménil, Meurthe-et-Moselle, Gallia.

### Sect. 8. **Scolecosporæ**

**OPHIOCHAETA** Sacc. — Syll. II p. 352, IX p. 934, XI p. 352, XIV p. 616, XVII p. 774.

1. **Ophiochaeta bakeriana** Sacc., Notae Mycol. XX in Nuovo Giorn. Bot. 6839  
it. v. 23., 1916, p. 203. — Peritheciis dense gregariis, majusculis,

aterrimis, innatis, dein opereulo epidermico circumscisso et secedente liberis sed parce extantibus, 0,5 mm. diam., subglobosis, basin versus hyphis copiosis simplicibus v. parce ramosis, 180-200  $\approx$  4-4,5, badio-fuligineis, septatis, flexuosulis radiantibus cinctis; contextu indistincto parenchymatico densissimo, fuligineo; ascis fusiformibus utrinque acatis, sessilibus, 129-130  $\approx$  9-10, aparaphysatis, octosporis, vertice lumine perangusto; sporidiis arcte distichis, fusiformibus, leviter curvis utrinque acatis, 55-60  $\approx$  4,5-5, hyalinis, medio 1-septatis, non constrictis, saepe additis 2-4 septis spuriis.

*Hab.* in trunco emortuo *Calami* sp. (Palmae), Los Baños, Ins. Philipp.—Pulchra et, ut videtur, distincta species; ad *Lasiosphaeriae* genus nutans.

2. **Ophiochaeta lignicola** P. Henn., Hedw., vol. 48. (1908) p. 108.—Peritheciis sparsis vel gregariis, superficialibus, subgloboso-conoideis, breve ostiolatis, 160-200  $\mu$  diam., atris, setulis rigidis subulatis atris acatis 30-80  $\approx$  3-4,5 vestitis; ascis subfusosoideo-cylindraceis, apice paulo attenuato, rotundatis, tunicatis, octosporis, paraphysatis, 120-140  $\approx$  8-11; sporidiis praelongis, filiformibus, hyalinis, utrinque subacatis, pluriseptatis, 80-90  $\approx$  2,5-3.

*Hab.* in ligno emortuo, socio *Helminthosporio*, hort. Bot. Goeldi, Parà, Brasilia (BAKER).

**LINOCARPON** Sydow, Ann. Mycol. 15., 1917, p. 210.—Perithecia solitaria, epidermide clypeiformiter nigrificata tecta, ostiolo tantum per epidermidem erumpente. Ascii cylindracei, aparaphysati. Sporidia filiformia hyalina.

1. **Linocarpon Pandani** Syd., l. c.—*Linospora Pandani* Syd., Ann. Myc. 11., 1913, p. 60, *L. Pandani* Rehm, Leaflets. of Philipp. Bot. VIII, 1916, p. 2954.—Pseudostromate orbiculari, innato, nigro, convexo, nitidulo, 0,6-1 mm. diam., epidermide adnata semper tecto; peritheciis solitariis in substantia stromatis, ostiolo minutissimo papilliformi; ascis cylindraceis, aparaphysatis, 100-150  $\approx$  8-11, octosporis; sporidiis filiformibus fere ascorum longitudine, pluries septatis, hyalinis, 1,5-2  $\mu$  crassis.

*Hab.* in foliis emortuis *Pandani levis* (Pandanaeae), Davao, Mindanao (COPELAND), *P. sabutan*, Los Baños (S. A. REYES), *P. utilisissimi*, Mt. Banahao prov. Laguna, Luzon, Ins. Philipp. (C. F. BAKER).

## Fam. 4. Xylariaceae TUL.

## Sect. 1. Phaeosporae

**HYPXYLON** Bull.—Syll. I p. 352, IX p. 543, XI p. 385, XIV p. 509, XVI p. 445, XVII p. 855, XXII p. 313.

1. **Hypoxylon Torrendi** Bresadola, Ann. Mycol. 18., 1920, p. 55.—Stromatibus superficialibus, cortici adnatis, pulvinatis vel subglobosis, sparsis, raro conglomeratis, tuberculis, nigris, e peritheciis tantum efformatis, absque basi sterili; peritheciis majusculis, 3-8 in quovis stromate, late obovatis, 0,5 mm. circiter latis, tuberculo-protuberantibus, ostiolo rudi, raro papillato; ascis cylindraceis, pedicellatis, 170-200  $\approx$  12; paraphysibus copiosis, ascos superantibus, 3  $\mu$  crassis; sporidiis fuscoideis vel navicularibus, uno later interdum strictioribus, fusco-umbrinis, 20-25  $\approx$  8-10. 6842

*Hab.* ad ramos *Pistaciae Lentisci* (Anacardiaceae), Setubal Lusitaniae (TORREND).—Obs. Habitu ad *Hyp. fuscum* accedit, affinitate vero *Hypoxyllo Baguisii* Sacc. videtur proximum.

2. **Hypoxylon Merrillii** Sydow, Ann. Mycol. 15., 1917, p. 212.—Stromata erumpentia superficialia, primitus orbicularia 3-5 mm. lata, dein confluentia crustacea et saepe 2-3 cm. longa 2-2,5 mm. alta, atra, ostiolis minutis prominulis nitidulis punctata; perithecia confertissime, plerumque globosa ca. 0,5 mm. diam., monosticha, immersa; asci jam resorpti; sporidia anguste ellipsoidea, continua, 9-10  $\approx$  4-4,5, brunnea. 6843

*Hab.* ad corticem *Mahoniae nepalensis* (Berberidaceae), Benguet Subprov. in Ins. Philipp. (E. D. MERRILL).

3. **Hypoxylon Bartholomaei** Peck, N. Y. State Mus. Bull. 150 [1910] p. 56 (1911).—Stromate effuso, tenui, circ. 1 mm. crasso, 2-3 cm. longo, 0,5-1 cm. lato, subelliptico, levi, atro, opaco; peritheciis monostichis, subglobosis, 500  $\mu$  latis, ostiolis vix visibilibus; ascis cylindraceis, 160-200  $\approx$  8-12, filiformi-paraphysatis; sporidiis monostichis, ellipsoideis, primo pallidis, 1-2-nucleatis, dein coloratis, 16-24  $\approx$  8-12. 6844

*Hab.* in ligno decorticato *Alnirubrae* (Betulaceae), Rolling Bay, Washington, Amer. bor. (E. BARTHOLOMEW).—Status juvenilis conidicus non visus.

4. **Hypoxylon chalybaeum** B. et Br. var. **congestum** (Ces.).—Cfr. Syll. I p. 260 (sub *Rosellinia*). 6845

*Hab.* (adde): in cortice emortuo *Castaneae japonicae* (Fagaceae), Kawaue-mura prov. Mino, Jap. (HARA). — Var. **effusum** Sacc. Cfr. l. c. in cortice *Quercus* sp. Kawaue, Jap. (HARA). — Ascis p. s. 55-60  $\approx$  4,5; sporidia oblique monosticha, 9-9,5  $\approx$  3,5. Species multo magis ad *Hypoxylon* quam ad *Roselliniam* pertinet.

5. **Hypoxylon Carioni** Flag., Etude Pyr. Saone-et Loire (Soc. Hist. nat. 6846  
Autun XXVI (1914) p. 445, t. IV bis). — Stromate parvo, 2-5 mm. diam. subrotundo v. irregulariter pulvinate, colliculoso, carbonaceo, basi substrato (*Corticio*) immerso, materiâ albâ spissâ ostioliis nigris hinc inde punctulatâ primùm et normaliter undique tecto, dein illa partim v. totaliter avulsa, superficie brunneo-fuliginoso et ostioliis prominentibus mamillato; quandoque, superficie stromatis perfectius denudata striolis numerosis lineolas pellis digitorum humanae mentientibus ornato; peritheciis in quoque stromate paucis, 2-9, in collum cylindricum acutiusculum apice nigerrimum attenuatis; ascis cylindricis basi in pedicellum 30-40  $\mu$  attenuatis, totis 120-140  $\approx$  10-12, poro apicis jodo caerulescente; paraphysibus simplicibus, raro ramosis, pseudoseptatis; sporidiis monostichis oblongo-fusoideis, demum saturate brunneis, vulgo medio 1-ocellatis, 13-17  $\approx$  8-9

*Hab.* in *Corticio* (Fungi) quodam, autumnò, Armeey Galliae. — Habitu *Hypoxylò albo-tecto* accedit, sed imprimis sporidiorum notis recedit.

6. **Hypoxylon culmorum** Cke. — Syll. II p. 263 (in *Pleospora*). — var. 6847  
**Bambusae-Blumeanae** Rehm, Ascomyc. Philipp. V, Leaflets of Philipp. Botany, VI (1914) p. 2205. — Stromatibus dispersis, raro 2-3-connatis, culmo interdum nigritulo arete adnatis, orbicularibus, lenticularibus vel convexulis, glabris, 2-3 mm. latis, carbonaceis, primitus albido-pruinosis, mox fusco-atris, demum apice rimosulis denique collabentibus, anulum nigrum relinquentibus, intus fuscis; peritheciis globosis, fere liberis, 10-12, in collum elongatis, 250  $\mu$  latis, parenchymatice contextis, stromate innatis eumque vix protuberantibus, ostioliis minimis vix conspicuis; ascis cylindræis, octosporis, mox evanidis, J +, filiformi-paraphysatis; sporidiis monostichis, oblongis, vix curvatis, fuscis, 18-20  $\approx$  7-9, strato mucoso tenui obductis.

*Hab.* in culmo emortuo *Bambusae Blumeanae* (Graminaceae), Luzon, Prov. Laguna, Los Baños, ins. Philipp. (S. A. REYES).

7. **Hypoxylon disjunctum** Rehm, Ascomyc. Philipp. I, in Philipp. Journ. of Sci. VIII (1913) p. 187. — Peritheciis sessilibus, rarissime solitariis, plerumque orbiculatim usque ad 2 mm. diam. 5-15 arete congregatis, vix ab basim conjunctis, conoideis, glabris, subfuscis, nigre papillulatis, haud annulatis. 0.3 mm. diam.; ascis cylindræcis, p. spor. 80  $\approx$  7, paraphysibus filiformibus obvallatis; sporidiis monostichis, oblongis, utrinque obtusis, subcurvatis, continuis, fuscis, 8  $\approx$  3,5.

*Hab.* in culmis emortuis *Bambusa e Blumeanae* (Graminaceae), Luzon, Prov. Laguna, Los Baños, ins. Philipp. (C. F. BAKER). — Sporidiis ad typum *H. epiphloeæ*, *H. luridi*, *H. rutili* pertinet, extus *H. ochraceo* affine, sed forma et dispositio perithecorum ab omnibus distinctum.

8. **Hypoxylon fulvo-ochraceum** Rehm, Ascomyc. Philipp. I, in Philipp. Journ. of Sci. VIII (1913) p. 188. — Peritheciis sessilibus, primitus dispersis, dein orbiculatim 5-10 congregatis, ad basim hyphis fuscis conjunctis, ceterum liberis, glabris, conoideo-globosis, fulvo-ochraceis, atre papillulatis, haud annulatis, 0,3 mm. diam.; ascis cylindræcis usque ad 150  $\approx$  8, filiformi-paraphysatis; sporidiis monostichis, ellipsoideis, subnavicularibus, fuscis, continuis, 8-10  $\approx$  5.

*Hab.* in culmis emortuis *Bambusa e Blumeanae* (Graminaceae), Luzon, Prov. Laguna, Los Baños, ins. Philipp. (C. F. BAKER). — Affinis *H. disjuncti* Rehm, sed colore alieno et sporidiis majoribus distinctum.

9. **Hypoxylon nummularioides** Rehm, Ascomyc. Philipp. VI, 'Leaflets of Philipp. Botany, VI (1914) p. 2272. — Stromatibus in culmo immaculato sparsis, sessilibus, discoideis, dein plus minusve elongatis, interdum confluentibus, obtusis, lenticularibus, apice applanatis, raro convexulis, primitus dilute cinereis, mox fusco-nigris, carbonaceis, 5-10 mm. latis et longis, 1 mm. usque altis; peritheciis plurimis, innatis, arete congregatis, monostichis, globulosis, 200  $\mu$  diam., stromatis superficiem interdum paullulum protuberantibus, ostiolo vix conspicuo praeditis, contextu crasso, fusco; ascis cylindræcis 120  $\approx$  10, filiformi-paraphysatis; sporidiis monostichis, ellipsoideis, utrinque acutatis, plerumque subcurvatis, continuis, nigro-fuscis, 18-20  $\approx$  7-8.

*Hab.* in culmo *Schizostachyi* (Graminaceae), Los Baños, ins. Philipp. (C. F. BAKER). — E subg. *Epixylon*.

10. **Hypoxylon Piptadeniae** P. Henn., Hedw. vol. 48. (1908) p. 11. — 6851  
Stromatibus irregulariter effusis, atris; peritheciis subglobosis, 1

mm. circ. diam., disco dilatato, plano, annulato-marginato, ostiolo papilliformi; ascis cylindraceo-clavatis, octospōris, paraphysatis, p. sp. 50-60  $\times$  5; sporidiis oblique monostichis, ellipsoideis, obtusis, atris, 8-10  $\times$  4-5.

*Hab.* in ramis emortuis *Piptadeniae communis* (Leguminosae). Osasco, S. Paulo, Brasilia.

11. **Hypoxylon Coryphae** Rehm, Ascomyc. Philipp. III, in Philipp. 6852

Journ. of Sci. VIII (1913) p. 400 (*Sphaeroxylon*). — Stromatibus singularibus vel 6-8 gregariis, hemigloboso-conoideis vel placentiformiter convexis, lata basi sessilibus, 1-2,5 mm. diam., 1-8 mm. altis, atris, primitus tenuissime rubro-granulatis, carbonaceis, intus fusco-rubris, fibroso-compactis, extus papillulis minimis vix conspicuis; peritheciis monostichis, globosis, 200  $\mu$  diam.; ascis clavatis, longe pedicellatis, p. sp. 25  $\times$  5-8, octospōris, ? paraphysatis; sporidiis distichis, ellipsoideis, biguttatis, hyalinis dein subfuscis, 5-8  $\times$  3-3,5.

*Hab.* in petiolis emortuis *Coryphae elatae* (Palmae), Luzon, Prov. Laguna, Los Baños, ins. Philipp. (BAKER). — *H. poroso* Mtg. valde affine.

12. **Hypoxylon Freycinetiae** Rehm, Ascom. Philipp. VIII, in Leaflet of 6853

Philipp. Bot. VIII, 1916, p. 2959. — Stromata dispersa, primitus innata, dein emergentia et sessilia, hemiglobosa, atra, glabra, carbonacea, apice in disculis 2-3 arcate juxtapositis applanatis minutissime papillulata, 2-4 mm. lata et alta; perithecia 2-3 arcate conata, 0,8-1 mm. lata, globosa; asci evanidi; sporae ellipsoideae rectae 1-cellulares, fuscae, 10  $\times$  5. Paraphyses?

*Hab.* ad emortuos caules *Freycinetiae* (Pandanaeae), in cacumine Mt. Maquiling, Ins. Philipp. (C. F. BAKER).

13. **Hypoxylon coccinellum** Sacc., Ann. Mycol. XI, 1913, p. 312. — Stro- 6854

matibus gregariis, e basi plana subglobosis, sessilibus, 0,7-1 mm. diam., glabris, carbonaceis, extus coccineo-lateritiis sublevibus, intus totis nigricantibus; peritheciis monostichis, globosis, laxiusculis, 200-220  $\mu$  diam., ostioli non v. vix conspicuis; ascis filiformi-paraphysatis, breviter sensim pedicellatis, 50-60  $\times$  5 p. sporif., octospōris; sporidiis oblique monostichis, elliptico-oblongis, utrinque obtusulis, saepius inaequilateralibus, 8-8,5  $\times$  3,5, fuligineis.

*Hab.* in cortice ramorum *Styracis* sp. (Styracaceae), Prov. Mino, Japoniae (HARA). — Spectat ad sect. *Sphaeroxylon* et imprimis stromatum parvitate ab affinibus dignoscitur.

14. **Hypoxylon cadigense** H. S. Yates, Philipp. Journ. XII (1917) p. 6855

378.—Stromatibus superficialibus, hemisphaericis, atris, gregariis, 7-10 mm. diam.; peridium atrum, 150-180  $\mu$  crassum, intus albidum; peritheciis numerosis, globosis, circiter 1 mm. crassis; ascis cylindraceis, 150-160  $\times$  12-15, pedicellatis, aparaphysatis; sporidiis monostichis, ellipsoideis, inaequilateralibus, utrinque acutis, fuliginis, 20-23  $\times$  8-10.

*Hab.* in truncis emortuis ind. in silvis, Mt. Cading, Tayabas, Luzon, Ins. Philipp.

15. **Hypoxylon effusum** Nits. — Syll. I, p. 379. — Var. **viridarii** Sacc., 6856  
Notae Mycol. XXIV p. 9 (Bull. Orto bot. Napoli 1918). — Stromatibus interruptis, non vere effusis, sed peritheciis areolato-ostiolatis ut in typo; sporidiis paullo minoribus, nempe 4,5-5,8  $\times$  2,4, fuliginis.

*Hab.* in ramis corticatis putrescentibus indet., Singapore (BAKER).

16. **Hypoxylon excelsum** Sydow, Ann. Mycol. X, 1912, p. 80. — 6857  
Stromatibus hemisphaericis v. subglobosis, sparsis v. saepe lateraliter connatis, carbonaceis  $\frac{3}{4}$ -1  $\frac{1}{4}$  cm. diam., glabris, atris, opacis, intus albidis fibrosis mox plus minusve cavis, basi appanata matrici affixis, superficie aequali, levi; peritheciis monostichis, ovatis v. ovato-oblongis, 0,5-0,7 mm. long., ostioli laud prominulis; ascis cylindraceis, octosporis; sporidiis fusiformibus v. navicularibus, utrinque attenuatis, continuis, fuscis, 35-50  $\times$  10-14; paraphysibus numerosis, flexuosis, filiformibus.

*Hab.* ad truncum emortuum, Hayoep, Borneo sud. or. (WINKLER).

17. **Hypoxylon indicum** Syd. in Syd. et Butl. Ann. Mycol. IX, 1911, 6858  
p. 416. — Stromate ad globulos minutos discretos superficiales 1-3 mm. diam. 0,5-1 mm. crassos reducto, stromate interperitheciali parciore, margine sterili nullo, rubiginoso v. obscure rubiginoso; peritheciis 3-15 in quoque acervulo, globosis, carbonaceis, parum prominulis, ca.  $\frac{1}{3}$  mm. diam.; ascis p. sp. 90-110  $\times$  9-11, octosporis; sporidiis continuis, fuscis, obtusis, 16-19  $\times$  8-9.

*Hab.* ad ramulos humi jacentes, Pusa, Indiae or. (E. J. BUTLER). —

*H. nectricioidis* Speg. proxima sed sporidiis majoribus diversa.

18. **Hypoxylon lianincola** Rehm, Ascomyc. Philipp. IV, Leaflets of 6859  
Philipp. Botany, VI (1913) p. 1944. — Stromatibus superficialibus, appanato-sessilibus, gregariis, orbicularibus, 2 mm. latis, 1,5 mm. altis, saepe 2-3 confluentibus inde irregularibus, convexulis, fuscolilacinis, intus fuscis, mox deciduis; peritheciis monostichis, arcte confertis, globulosis, 150  $\mu$  diam., stromatis superficiem elevantibus, non protuberantibus; tantum ob ostiola minuta nigra conspicuis; ascis cylindraceis, octosporis, paraphysatis, 70  $\times$  9; sporidiis mono-

stichis, ellipsoideis, rectis vel subcurvulis, biguttulatis, fuscis, 10-11  $\approx$  4.

*Hab.* ad truncos emortuos Lianæ quædam, Luzon, Prov. Laguna, Mt. Maquiling, ins. Philipp. (M. B. RAIMUNDO). — Affine *H. fusco*, differt præcipue stromatibus minoribus applanatis.

19. **Hypoxylon marginatum** (Schw.) Berk. — Syll. I p. 371 — var. **mammiforme** Rehm, Asc. Philipp. VIII, in Leaflet of Philipp. Bot. VIII, 1916, p. 2958. — Stromata sub cortice in ligno late denigrato sessilia, per corticem errumpentia, orbicularia, 3-5 mm. lata, -3 mm. alta, atra. Perithecia 3-6 plane innata, 1,5 mm. diam., in apice stromatis applanato modo disculo 1 mm. lato, crenulato marginato, in centro mammoideæ papillulato conspicua. Ceterum ut in species. 6860

*Hab.* ad ramulos deciduos, Mt. Maquiling Ins. Philipp. (C. F. BAKER). — Disculo mammoideæ papillulato facile distinguenda.

20. **Hypoxylon Pynaerthi** Bresad., Ann. Mycol. IX, 1911, p. 275. — 6861  
Stromatibus e cortice erumpentibus, atris, oblongis, 2-4 mm. longis, 1-2 mm. latis, 0,5-1 mm. crassis, demum confluentibus; peritheciis plus minusve exertis, numerosis, obovatis, v. subrotundatis, eximie papillatis, 250-300  $\mu$  diam., contextu parenchymatico, ex cellulis polygonalibus, irregularibus, 20-30  $\approx$  16-26; ascis jam absorptis; sporidiis navicularibus, diu pallidis, demum atris, 35-37  $\approx$  14-20.

*Hab.* ad corticem arborum, Kimminga, Congo (PYNÆRTH). — *Hypox. macrospero* Karst. proximum.

**KRETZSCHMARIA** Fr. — Syll. IX p. 565, XI p. 287, XIV p. 512, XVI p. 449, XVII p. 614.

1. **Kretzschmaria Erythraeæ** Sacc. in Baccarini, F. Etiopici II n. 77 6862  
in Pirotta Ann. Bot. XIV, 1917. — Sacc., Notae Mycol. XXII, p. 188 (1917). — Stromatibus caespitosis dense gregariis et in crustam verrucosam confluentibus, rubiginoso-atris, opacis ad 1 mm. altis, tenue rotundato-clavatis, ad 2 mm. latis, et perithecia singula gerentibus; tunc ellipticis vel sinuosis ad 6 mm. latis, perithecia plurima gerentibus (3-5), ostioli papillosis concoloribus; ascis cito diffluentibus, paraphysatis, 188-220  $\approx$  9-10; sporidiis atris cymbiformibus monostichis, 30-48.

*Hab.* in trunco emortuo et putrescente, Filfil, Erythraea; lecta quoque in trunco emortuo *Noxia edentatae*, sec. torrentem Ghilla ad Montes Deksanà, alt. 1600 m. (PAPPI). — Affinis *K. Pecknelli* P. Henn.

2. **Kretzschmaria gomphoidea** Penz. et Sacc. — Syll. XIV p. 512. — var. 6863

**microspora** Rehm, Ascomyc. Philipp. V, Leaflets of Philipp. Botany, VI (1914) p. 2206. — *Ascis* cylindræcis 5  $\mu$  circ. crassis, J + ; sporidiis ellipsoideis, interdum subcurvatis, fuscis, 7-8  $\times$  3-3,5.

*Hab.* ad truncum decorticatum, Luzon, Prov. Laguna. Los Baños, ins. Philipp. (C. F. BAKER).

3. **Kretzschmaria singaporensis** Sacc., Notae Mycol. XXIV, p. 10 (Bull. 6864 Orto bot. Nap. 1918). — *Caespitibus* amplis, 3-4 cm. diam., carbonaceis, fragilibus, totis nigris, superficialibus; peritheciis compositis, fasciculatis, stipite cylindræceo, sæpe irregulariter flexo, plus minus cavo suffultis, subglobosis, vertice depressis ibique ostiolis 3-8 (raro singulis) papillatis præditis; *ascis*... jam resorptis; sporidiis oblongo-ellipsoideis, vix inaequilateris, utrinque rotundatis, 18-20  $\times$  6-6,4, atrofulgineis.

*Hab.* ad truncos putrescentes indetermin., in Horto bot. Singapore (BAKER). — *Habitus Kr. caenopodis* etc. sed sporidia multo minora.

**SARCOXYLON** Cooke. — Syll. IX p. 569 ut subgen.

1. **Sarcoxylon aurantiacum** Patouillard, Bull. Soc. Mycol. de Fr. 1911, 6865 p. 331. — *Stromate* magno, sessili, subgloboso, intus cavo, carnoso, coriaceo-subgelatinoso, aurantiaco, rubro-aureo vel ochraceo, pulverulento-subfurfuræceo; contextu radiante; peritheciis ovoideis, omnino immersis, monostichis, atris; sporis atro-brunneis, ovoideis, levibus, 9-12  $\times$  5-6.

*Hab.* in ligno emortuo, « Ile des Pins » Nova Caledonia (LE RAT).

2. **Sarcoxylon inflatum** Pat., Bull. Soc. Mycol. de Fr. 1914, p 345. — 6866 *Stromatibus* sulfureis dein rufo-ochraceis, caespitosis, foliaceis dein vesiculoso-rotundatis, plus minus compressis lobatisve, levibus, 3-4 cm. altis, intus cavis, gelatinoso-coriaceis, extus carbonaceis, crustula resinosa flava tectis; peritheciis monostichis, ovoideo-globosis, minutis, nucleo atro fæctis; *ascis* claviformibus, stipitatis, 44-52  $\times$  10 (pars sporif.), 8-sporis, aparaphysatis; sporis uniseriatis, brunneo-olivaceis, ovoideis, 9-10  $\times$  6, intus 1-2 guttulatis.

*Hab.* in ligno emortuo marcescenti, M' Brés Congo, Africae (BAUDON). — *S. aurantiaco* proximum.

**PHYLACIA** Lév. em. Cooke — Syll. IX p. 562 (ut subgen.).

1. **Phylacia pusilla** Pat., Bull. Soc. Mycol. de Fr. 1913, p. 223. — 6867 *Stromatibus* erectis, sparsis v. approximatis, simplicibus v. ramosis, 2-3 mm. altis, cylindræcis, dein apice subgloboso-inflatis ibique 1-1,5 mm. cr., nitidis v. fuscis, levibus v. punctulatis; extus stratu

corticiformi duro, corneo, fragillimo, brunneo-rubrido praeditis; parte inferiori stipitiformi intus carbonacea, sterili et usque ad apicem stromatis producta ibique contextu rubro-brunneo, fragili, sporigeno circumdata; sporis ovoideis v. navicularibus, subinaequilateris, brunneis, simplicibus, levibus,  $8-9 \approx 4-5$ ; ascis non visis.

*Hab.* ad cortices, La Pho, Tonkin Asiae (DEMANGE). — *Ph. globosae*, *Sagraeanae* etc. proxima sed statura minor sporisque diversa.

**DALDINIA** De Not. et Ces. — Syll. I p. 393, XI p. 288, XVI p. 449, XVII p. 616, XXII p. 326.

1. **Daldinia luzonensis** Rehm, Ascomyc. Philipp. II, in Philipp. Journ. of Sci. VIII (1913) p. 260. — Stromate e basi vix stipitiformi exsurgente, demum late placentiformiter expanso, suborbiculari, lobulato-inciso, irregulariter compresso complanatoque, obtuse crasse marginato, fusco-nigro, usque ad 5 cm. lato, 1-2 cm. alto, supera stromatis parte vix ostiolis minimis perspicuis punctulata, intus fibroso, e stratis basi adscendentibus plurimis, horizontalibus, parallelis, concentricis, fuscis, ca. 1 mm. latis contexto; ascis arcte juxtapositis, subcylindraceis, octosporis,  $150 \approx 5$ , paraphysibus..... destructis; sporidiis ellipsoideis, rectis vel curvatis, 1-cellularibus, fuscis,  $10 \approx 4-5$ , atro-inquinantibus.

*Hab.* ad truncum putrescentem, Luzon, Prov. Laguna, Los Baños, ins. Philipp. (C. F. BAKER).

**HENNINGSINA** A. Möll. — Syll. XVI p. 450.

1. **Henningsina caespitosa** Peck, N. Y. State Mus. Bull. 157 (1911) p. 48 et 111 (1912) (*Henningsia*). — Stromatibus subclavatis, 0,5-1 cm. altis, 3-4 mm. latis in parte superiore ad inferiorem abrupte angustatis, caespitosis, apice obtusis vel subumbonatis, atris, interdum nitidis; peritheciis oblongis, 1 mm. circ. longis, in stromatis parte superiore erectis, substantia stromatis in inferiore parte albida; ascis ovato-clavatis,  $36-40 \approx 14-16$ ; sporidiis inordinate confertis, oblongis, continuis, fuscis,  $10-12 \approx 6-7$ .

*Hab.* in cortice *Burserae gummiferae* (Burseraceae), in ins. Cuba (C. G. BAKER).

**NUMMULARIA** Tul. — Syll. I p. 395, IX p. 569, XI p. 288, XIV p. 513, XVI p. 1129, XVII p. 618, XXII p. 327.

1. **Nummularia punctulata** (B. et Rav.) Sacc. — Syll. I, p. 399. — var. **indica** Sacc., Notae Mycol. XXIV p. 10 (in Bull. Orto bot. Nap.

1918). — Differt ascis paullo brevioribus, cylindraceis,  $64 \approx 5,5-6$  (nec  $90 \approx 9$ ); sporidiis monostichis,  $8-10 \approx 4,8$ .

*Hab.* in trunco *Gluta e Benghas* (Anacardiaceae), cultae Singapore (BAKER).

2. **Nummularia annulata** Rehm, Ann. Mycol. XI, 1913, p.399. — Stroma 6871  
erumpens, corticis laciniis adscendentibus cinctum, late effusum, c. 6 cm. long., 3 cm. lat., subplanum, crasse marginatum, perithecia crustaceae areolis minutis innata, monostiche conglutinata, ad marginem stromatis plerumque subsolitarie prominentia, omnia cetera in superficie stromatis imprimis versus marginem obscure olivacea, senilia denigrata, ostiolo nigro papilliformi in discolo orbiculari prominente. Stroma intus nigrum, peritheciis globosis  $0,3-0,5$  mm. lat. arcte connatis formatum. Asci cylindracei, c.  $60 \approx 4$ , 8-spori. Sporae oblongo-ellipsoideae, plerumque rectae, 1-cellulares, fuscae,  $6-7 \approx 2,5-3$ . 1-stichae. Paraphyses filiformes.

*Hab.* ad corticem? *Carpini* (Betulaceae), Prov. Batum Cehis-Dzisi Caucasiae in horto Penkov. (NEWODOWSKI). — Habitus *Hypox. annulati*. A *Numm. urceolata* sporidiis multo majoribus diversa.

3. **Nummularia repandoides** Fuck. — Syll. I, p. 397. — Var. **singapo-** 6872  
**rensis** Sacc., Notae Mycol. XXIV p.10 in Bull. Orto bot. Nap. 1918. — Dignoscitur ostioliis minus prominentibus, stromatis margine minus distincto, saltem in statu juniore; stroma 3-4 cm. lato, ambitu irregulari, 1 mm. cr.; perithecia tereti-fusoidea, parallele stipata; sporidia oblongo-fusoidea  $22 \approx 6,5$ , fuliginea.

*Hab.* in ramis *Heveae bras.* (Euphorbiaceae), cultae, Singapore (BAKER).

4. **Nummularia anceps** Sacc., Notae Mycol. XXIV, p. 28 (Bull. Orto 6873  
bot. Napoli 1918). — Stromatibus disciformibus, convexulis, erumpentibus peridermio cinctis, elliptico-oblongis, 2-3 cm. long., vix 1 mm. medio crassis, carbonaceis, nigris, opacis, margine abrupto, saepe sinuoso praeditis, ubique perithecigeris; peritheciis globosis, monostichis,  $\frac{1}{3}-\frac{1}{3}$  mm. latis, nigris, ostioliis non papillatis sed impressis atque discolum albidum infossum formantibus,  $120-130 \mu$  diam.; ascis cylindricis, subsessilibus,  $90-120 \approx 8$ , paraphysibus filiformibus guttulatis parce obvallatis, 8-sporis, apice obtuse rotundatis; sporidiis monostichis, ellipsoideo-v. obovoideo-oblongis, apice rotundatis,  $16-18 \approx 7$ , diutissime totis hyalinis, dein inaequaliter bilocularibus, levibus, subrectis, loculo sup.  $\frac{3}{4}$  sporidii formanti, atro-brunneo, infero, seu appendice, subtriangulari  $5 \approx 5$ , persistenter hyalino.

*Hab.* in ramis corticatis crassioribus emortuis *Quercus pedunculata* v. aff. (Fagaceae), Avellino It. merid., ad rivulum prope « La Ferriera ». — *Nummularia uniapiculata* S. et P. (Syll. XIV, 513), certe affinis, differt loculo imo seu appendice hyalina conspiciende majori, ostioli perniciari caractere etc. Cum typo *Nummularia* habitu omnino convenit, sporidiorum fabrica vero non parum desciscit.

5. *Nummularia reyesiana* Rehm, Ascom. Philipp. VIII, in Leaflet of Philipp. Bot. VIII. 1916, p. 2960. — Stromata dispersa sessilia, matrici adnata, convexula, mox applanata, orbicularia, dein irregulariter explanata, 3-6 mm. lata, 1-1,5 mm. alta, extus albide cineresc. pruinosa, intus atra, carbonacea, zonula orbiculari demum atra, 0,5 mm. lata cincta, ostiolis minimis vix conspicuis; perithecia ovoidea 0,3 mm. diam. 1-stiche congregata; ascis cylindraceutis, 120-150  $\approx$  10-12, 8-sporis. J +. Sporae ellipticae, utrinque obtusae saepe subcurvatae, 1-cellulares fuliginoso-fuscae, 18-20  $\approx$  7-9, 1-stichae. Paraphyses filiformes. 6874

*Hab.* ad *Bambusa* m (Graminaceae), emortuam, Los Baños Ins. Philipp. (S. A. REYES).

6. *Nummularia scutata* Bk. et Oke. — Syll. IX p. 572. — Teste cl. Rehm, Ascomyc. Philipp. III, in Philipp. Journ. of Sci. VIII (1913) p. 400, diagnosis sic locupletanda. — Stromatibus cortici innatis, mox denudatis, cortice lacerata cinctis, solitariis demum confluentibus, discoideis applanatis, cinereo-nigris, 1-2 cm. diam., 0,3-0,4 mm. cr., carbonaceis, glabris; peritheciis monostiche arcte congregatis, globulosis, 150-200  $\mu$  latis, ostiolis in superficie stromatis minimis, haud perspicuis; ascis cylindraceutis, teneris, p. sp. 45  $\approx$  5, J. —, paraphysibus haud conspicuis; sporidiis monostichis, oblongis vel ellipsoideis, rectis, eguttulatis, fuscis, 5  $\approx$  2-2,5. 6875

*Hab.* quoque in ramis emortuis *Litsea glutinosa* e (Lauraceae), Luzon, Prov. Laguna, Los Baños (M. B. RAIMUNDO). — Affinis videtur *N. microplaca* (B. et C.) Sacc.

7. *Nummularia Lianae* Rehm, Ascom. Philipp. VIII, in Leaflet of Philipp. Bot. VIII, 1916, p. 2959. — Stromata emergentia, a cortice marginata, irregulariter longitudinalia, 2-3 cm. longa 1-1,5 mm. lata, cortice evanido demum fere sessilia, undulato-plana, atra 1 mm. crassa, ostiolis minimis punctulata; perithecia conoidea, 1-stiche arcte aggregata 0,8 mm. lata. Ascis cylindraceutis, 80  $\approx$  9, 8-sporis; sporae ellipsoideae, 1-cellulares, fuscae 10  $\approx$  5-6. Paraphyses filiformes. 6876

*Hab.* ad emortuam lianam verisimiliter *Banliniam* (Leguminosae) Mt. Maquiling Ins. Philipp. (C. F. BAKER). — Stromatibus irregularibus, cortice delapso fere sessilibus ab cognatis imprimis divergens.

8. **Nummularia anthracodes** (Fr.) Cke. — Syll. I p. 365, IX p. 572 — 6877  
var. **Gliricidiae** Rehm, Ascomyc. Philipp. V, Leaflets of Philipp. Botany, VI (1914) p. 2209. — Sporidiis semper dilute fuscidulis, 15-18  $\approx$  6-8, stroma demum furfuraceo-fuscidule obtegentibus.

*Hab.* ad *Gliricidiam* (Leguminosae), emortuam, Luzon, Prov. Laguna, Los Baños, ins. Philipp. (C. F. BAKER).

9. **Nummularia fusco-disca** Pat., Bull. Soc. Mycol. Fr. 1915 p. 35. — 6878  
Stromate orbiculari v. irregulariter effuso, circ. 5 cm. diam., 2-3 mm. cr., arete adnato, erumpente, applanato, subconvexo, ob ostiola minutissime punctato, nigro-fusco, carbonaceo, fragili, intus atro, margine sterili, 1-3 mm. lato, attenuato, ligno adhaerenti; peritheciis erectis, elongatis, stipatissimis, prismaticis, monostichis, omnino immersis; sporidiis ellipsoideis, leniter inaequilateris, utrinque subacutis, brunneis, 20-30  $\approx$  11-15, saepius 21-28  $\approx$  12-14.

*Hab.* in cortice *Ficus indicae* (Moraceae), Magenta prope Nowmea Novae Caed. (LE RAT).

10. **Nummularia lamprostoma** Sydow, Ann. Mycol. 18., 1920, p. 99. — 6879  
Stromata ligno denudato insidentia, 1-2 cm. (vel ultra?) longa, applanata, atra,  $\frac{3}{4}$ -1 mm. crassa, carbonacea, tota superficie circa ostiola densissime stipata lenissime depressula; perithecia monostiche arete congregata, globulosa, ostioliis in superficie stromatis bene conspicuis nitentibusque; asci cylindracei, teneri, p. sp. 45-50  $\approx$  3-4, octospori; sporae monostichae, ellipsoideae vel oblongae, continuae, fuscae, 4-5  $\approx$  2.2  $\frac{1}{2}$ .

*Hab.* in ramis decorticatis *Eugeniae* (Myrtaceae), Mt. Maquiling, prov. Laguna, Ins. Philippin. (O. H. REINKING).

11. **Nummularia fragillima** Rehm, Ascom. Philipp. VIII, in Leaflet of Philipp. Bot. VIII, 1916, p. 2959. — Stromata gregaria cortici innata adeoque arete elato-marginata erumpentia et prominentia, orbicularia, demum confluentia et oblonga, 3 mm. — 1,8 cm. longa, .8 mm. lata, plerumque applanata, vix convexula, nigrofusca, carbonacea, ostioliis nullis conspicuis, fragillima; perithecia elongato-ovalia, arete congregata, 0,3-0,4 mm. lata et alta; ascis evanidis; sporae fuscoideae utrinque acutatae, rectae, 1-cellulares, fuscae, 20-24  $\approx$  7-8.

*Hab.* ad *Calamum* (Palmae) emortuum, Mt. Maquiling, Ins.

Philipp. (C. F. BAKER). — Stromatum forma indoleque, sporarum magnitudine valde egregia species.

12. **Nummularia citrincola** Rehm, Ascom. Philipp. VIII, in Leaflet of Philipp. Bot. VIII, 1916, p. 2961. — Stromata congregata, cortici late nigrato innata, dein errumpentia orbicularia, glabra nigrofusca applanata, plerumque obtuse marginata, papillis pluribus minutissimis obtusis prominentibus, 1-1,5 mm. alta 0,5-2 mm. lata, crasse fusce parenchymatice contexta, ad basim hyphis fuscidulis subramosis obsessa; ascis clavatis apice rotundatis, crasse tunicatis, 70-80  $\times$  20-25, 8-sporis, monostiche stromati fusco-celluloso innatis; sporae ellipsoideae 1-cellulares rubrofuscae, 20  $\times$  12, distichae.

*Hab.* Citrum (Rutaceae) emortuum, Los Baños, Ins. Philipp. (C. F. BAKER).

13. **Nummularia alabatensis** H. S. Yates, Philipp. Journ. Sc. XII (1917) p. 378. — Stromatibus primo subcutaneis, mox erumpentibus, applanatis, carbonaceis, intus et extus nigris, oblongis vel irregularibus, 1-2,5  $\times$  3-10 cm.; peritheciis monostichis, subglobosis, 200-300  $\mu$  diam.; ascis cylindratis, evanescentibus, 75-85  $\mu$  longis, 7-8  $\mu$  latis, octosporis; sporidiis monostichis, ellipsoideis, utrinque rotundatis, non septatis, fuliginosis, 10-11  $\times$  5.

*Hab.* in truncis emortuis ind. in silvis, Sangirins Alabat, Ins. Philipp. (MERRILL).

14. **Nummularia cookeana** (Sacc.) Rehm, Ascomyc. Philipp. VI, Leaflets of Philipp. Bot. VI (1914) p. 2273. — *N. suborbiculari* var. *cookeana* Sacc., Syll. I p. 399. — Propter stroma late, non centro tantum, cortici adnatum, non favosum nec albidum, species propria declaranda. — Stroma ex orbiculari late explanatum, 5 cm. usque latum, 2 mm. altum; obtuse marginatum, rubigine crasse obtectum, intus ochraceo-fuliginosum; perithecia cylindracea 2 mm. alta, ostiolo convexulo primitus rubiginoso dein atrato praedita; sporidia 12  $\times$  6.

*Hab.* etiam in ramo emortuo deciduo indet., Mt. Maquiling, ins. Philipp. (C. F. BAKER).

15. **Nummularia memorabilis** Rehm, Ascom. Philippin. VIII, in Leaflet of Philipp. Bot. VIII, 1916, p. 2960. — Stromata dispersa cortici interiori innata abeoque marginata dein erumpentia et fere libera, subtus lineola nigra profunde lignum percurrente notata, irregulariter orbicularia, solitaria, interdum confluentia, distincte marginata, atra, glabra, 5-10 mm. lata, 2 mm. alta, carbonacea verrucosula. Perithecia 1-stiche innata, globosa, circiter 0,5 mm. lata; in superficie stromatis applanato-marginata papillula minuscula promi-

nente; asci evanidi. Sporae ellipsoideae, rectae vel curvatae 1-cellulares, fuscae, 9-10  $\approx$  3,5-4.

*Hab.* ad lignum emortuum in cacamine M. Maquiling, Ins. Philipp. (C. F. BAKER). — *N. diatrypeoidi* Rehm proxima.

16. **Nummularia Merrillii** Bres., Hedw., 56. (1915) p. 307. — Stromate 6885  
cortici innato, majusculo, elongato-sinuoso, usque ad 8 cm. longo et 3 cm. lato, nigro, nitido, applanato-colliculoso, ostioliis prominulis, punctato-scabro; peritheciis valde confertis, oblongo-compressis,  $\frac{3}{4}$ -1 mm. longis, 250-300  $\mu$  latis; ascis jam resorptis; sporidiis fuscis, ellipsoideis, 10-12  $\approx$  6, muticis.

*Hab.* ad truncos, Negros, Canlaon Volcano, ins. Philipp. (E. D. MERRILL). — *Obs. Nummulariae unipiculatae* Penz. et Sacc. proxima, a qua sporis haud apiculo hyalino praeditis, superficie stromatis nitida et peritheciis valde confertis praecipue distincta.

17. **Nummularia papyracea** Rehm, Ascomyc. Philipp. V, Leaflets of Philipp. Botany, VI (1914) p. 2208. — Stromatibus gregariis, cortici 6886  
tenui glabrato innatis, dein erumpentibus, discoideis, oblongis demum elongatis, interdum longitudinaliter confluentibus, 0,5-1 cm. latis, 2 cm. usque longis, crasse marginatis, applanatis, vix convexulis, non ultra  $\frac{1}{2}$  cm. altis, olivaceo-nigrescentibus, haud nitentibus, intus atris; peritheciis arcte congregatis, stromati innatis, oblongis, ostioliis minimis prominentibus, paraphysibus filiformibus obvallatis; sporidiis monostichis, ellipsoideis, plerumque rectis, guttulis binis praeditis, fuscis, 10  $\approx$  5.

*Hab.* ad truncum putridum, Luzon, Prov. Laguna Los Baños, ins. Philipp. (C. F. BAKER).

18. **Nummularia subapiculata** Ell. et Ev., Journ. Mycol. V, p. 23 (1889), 6887  
N. Amer. Pyr. p. 625 (1892). — Subcuticularis, erumpens, 1-2 cm. lata, convexa, 1 mm. crassa v. centro crassiori, margine sterili attenuato; ostiolo leniter papilloso; peritheciis monostichis, oblongis, 0,75 mm. circ. altis, dense confertis et plus v. minus lateraliter compressis; ascis cylindraceutis, 90-100  $\mu$  long. (p. sp.), basi breviter stipitatis, paraphysibus longis validis intermixtis; sporidiis monostichis, oblongo-navicularibus v. inequilateraliter ellipsoideis, pallide flavo-brunneis, 12-16  $\approx$  5-7, plerumque uniguttulatis utrinque apiculatis.

*Hab.* ad truncum, Topeka Kansas, Amer. bor. (CRAGIN). — *N. Bulliardii* proxima.

19. **Nummularia urceolata** Rehm, Ascomyc. Philipp. I, in Philipp. Journ. 6888  
of Sci. VIII (1913) p. 187. — Stromate super corticem immutatum,

modo versus lignum atratum, circiter 10 cm. long., 4-5 cm. late expanso, ad marginem crassum obtusumque plus minus lobato, atro, glabro, 1-2 mm. crasso, usque ad marginem fructifero, carbonaceo, intus atro; peritheciis cylindraceutis, arete juxtaposis, 0,5 mm. latis; ascis? cylindraceutis evanidis; sporidiis fusiformibus, utrinque acutatis, rectis vel subcurvatis, fuscis, 1-cellularibus,  $12 \approx 4-5$ . Tota stromatis superficies multipliciter 0,2-0,25 mm. diam. urceolata, ibique papillis hemisphaericis perithecorum plane obsectorum coronata.

*Hab.* in ligno putrido, Luzon, Prov. Laguna, Mt. Maquiling, ins. Philipp. (C. F. BAKER). — Species perdistincta.

**PYRENOPOLYPORUS** Lloyd, Mycol. Not. n. 49 (1917) p. 705 fig. 1054-55. — (Ety. *Pyrenomyces* habitu *Polypori*). — Stroma pileatum, polyporiforme, extus levigatum, intus carbonaceum, sessile, horizontale, basi minuta adfixum. Perithecia carbonacea, bistratosa, contigua, in parte *inferiori* stromatis disposita. Asci evanidi. Sporidia ovato-oblonga, *Hypoxyli*, fuliginea. — Ab affini gen. *Nummularia* videtur differre strato perithecorum, in resupinatis, non supero sed infero.

1. **Pyrenopolyporus Hunteri** Lloyd, l. c. p. 706 fig. 1054, 1055. — Stroma 7-10 cm. lato, 1 cm. cr. nigro, supra levigato, opaco, contextu nigro; peritheciis oblongis, bistratosi, strato 2 mm. crasso; ascis jam resorptis; sporidiis  $12 \approx 6$ , initio guttulatis. 6889

*Hab.* ad truncos in Africa (T. HUNTER).

**THEISSENIA** Maubl., Bull. Soc. Mycol. Fr. 1914, p. 52 (Ety. a cl. ab. THEISSEN). — Stroma effusum, determinatum, crassum, durissimum, carbonaceum, atrum, mox nudum; perithecia immersa, maxima, cornea, ostiolis angustis, parietibus levibus nitentibusque; hymenium gelatinosum, columellam e fundo perithecii assurgentem tegens; asci pedicellati, octospori, mox diffuentes, paraphysibus rigidis, longissimis obvallati; sporidia oblonga, continua colorata.

1. **Theissenia pyrenocrata** (Theiss.) Maubl., l. c. p. 52, cum iconibus, 6890  
*Ustulina pyrenocrata* Theiss., Ann. Mycol. 6., 1908, p. 347; Sacc., Syll. Fung. XXII p. 334. — Stromatibus effusis vel pulvinate-effusis, sub corticem mox secedentem nascentibus, atris, opacis, durissimis usque ad 1 cm. crassis stratis tribus distinctis: basali compacto, atro-nitente, saepe vix conspicuo, medio atro-brunneo, fibroso, opaco, superiore nitente, verticaliter fibroso, superficie erosoperforata. Loculis in strato medio immersis maximis (3-5 mm.)

globosis, depressis vel cylindraceo-globosis, massa glutinosa faretis, parietibus durissimis, atris, nitentibus, extus levibus; ostiolo filiforme, stratum corticale perforante; columella-ovoidea elongata vel depressa, extus fertili intus nucleo nigro zona cellulosa pallescente tecto praedita. Ascis longe pedicellatis clavatis, mox diffluentibus, 8-sp., circ.  $120-125 \times 12-16$  (non maturis); paraphysibus copiosis, longissimis filiformibus, tenuissime septatis,  $3-4 \mu$  crassis; sporidiis in apice ascorum distichis vel conglobatis, elongatis, rectis utrinque rotundatis, guttulatis, primum hyalinis demum fusciscentibus,  $16-22 \times 5-7$ .

*Hab.* corticem in silva, S. Leopoldo (RICK), ad corticem Leguminosae ejusdam (vulgo « minjoleiro ») in silva, Piracicaba (G. BONDAR).

**USTULINA** Tul. — Syll. I p. 350, IX p. 542, XI p. 285, XXII p. 334.

1. **Ustulina Mori** K. Hara, Journ. Seric. Assoc. Jap. 1917, p. 389; Mycologia 10., 1918, p. 91. — Stromatibus superficialibus, effusis, 1-4 cm. diam. 2-3 mm. cr., initio carnosus, demum rigidus, laccato-nigris, intus albidis, interdum repandis, superficie inaequali, nigro-punctata, margine subrotundato; peritheciis immersis, seriatim denseque aggregatis prope superficiem, ovoideis, majusculis, 1-1,2 mm. long., ostioli punctiformibus, pertusis; ascis cylindricis v. clavatis, apice rotundatis, longe pedunculatis,  $110-140 \times 10-12$ , octosporis, paraphysatis; sporidiis monostichis ovato-ellipsoideis v. subfusoides, obtusis continuis 1-2-guttulatis, atris,  $7-10 \times 4-5$ ; paraphysibus filiformibus asco longioribus,  $1-1,5 \mu$  cr.

*Hab.* ad truncos Mori albae (Moraceae), Mino Japoniae (K. HARA). — Ab affini *U. microspora* forma dimensionibusque sporidiorum diversa.

2. **Ustulina placentiformis** Rehm, Ascomyc. Philipp. V, Leaflets of Philipp. Botany, VI (1914) p. 2207. — Stromatibus gregariis, sessilibus, saepe arete congregatis, semiglobosis, 1-4 cm. latis, 1-3 cm. altis, margine crasso inflexo libero, basi in stipitem brevissimum varie costatum abeuntibus ibique dilute nigrescentibus, in superficie dilute ferrugineis, interdum subrugosis, peritheciis imprimis versus marginem aliquantulum protuberantibus, ceterum vix conspicuis, nigritulis, stromatibus intus fibrosis, fusco-nigris, non zonatis; peritheciis monostiche arete congregatis, oblongis, 0,5 mm. altis; ascis cylindraccis, perlongis, octosporis,  $8 \mu$  latis, J +; sporidiis monostichis, ellipsoideis, rectis vel curvulis, fuscis,  $12 \times 4,5-5$ ; paraphysibus filiformibus.

*Hab.* ad lignum putrescens, Luzon, Prov. Laguna, Los Baños, ins. Philipp. (M. B. RAIMUNDO) — var. **magnifica** Rehm, loc. cit. — Stromatibus suborbicularibus, crasse marginatis, ad marginem irregulariter contortis, in superficie undulatis, 5 cm. usque latis, 3 cm. usque altis, ferrugineis, papillis semiglobosis mox fusco-nigritulis plurimis obsessis, intus atris, non zonatis; peritheciis cylindraceis 2 mm. usque altis. Caetera ut in typo.

*Hab.* ad truncum putridum, Luzon, Prov. Laguna, Mt. Maquilang, ins. Philipp. (C. F. BAKER).

**CAMILLEA** Fr. — Syll. I p. 346, IX p. 541, XVII p. 670.

1. **Camillea africana** Wakefield, Kew Bull. 1916, n. 3 p. 74, c. ic. — 6893  
Stromate erumpente, substipitato; capitulis coacervatis (ex icone), ad 4 mm. diam., primo furfuraceis, purpureo-fuscis, demum levibus, subnitentibus, fragilissimis; peritheciis erectis, oblongis, immersis, collo destitutis, ostiolis non prominulis, inconspicuis; ascis mox diffluentibus; sporidiis inaequilateralibus, curvulis, ellipsoideis v. subcylindraceis, 9-10  $\times$  4-5 (— 6), fuscis.

*Hab.* ad ligna putrescentia, Mont. Elgon, Uganda, Afr. trop. — « Habitus potius *Kretschmariae* ».

**PORONIA** Willd. — Syll. I p. 348, IX p. 542, XI p. 285, XVI p. 451, XVII p. 620, XXII p. 335.

1. **Poronia arenaria** Syd. et Butl., Ann. Mycol. 9., 1911, p. 420. — 6894  
Stromatibus carnosio-suberosis, in sicco rigidis, superne discoideis, longe stipitatis; disco obscure brunneo, plano v. convexo, 0,5-1,5 cm. diam., rugoso, margine leniter elevato, superficie ob ostiola prominula in depressioni circulari posita punctatis; stipite rugoso usque 6 cm. longo, 3-7 mm. cr. deorsum attenuato, pro maxima parte in terra arenacea infosso, superne disco concolori, deorsum pallidore, sordide albido et granulis terrae obsito, intus albo; peritheciis omnino immersis, subglobosis, ostiolis papillatis; ascis cylindraceis, 120  $\times$  12; paraphysibus numerosis, filiformibus; sporidiis monostichis, ellipticis v. uno latere applanatis, brunneis v. obscure brunneis, 14-16  $\times$  7-8.

*Hab.* ad litora arenosa inter Casuarinae arbores, Chatrapur, Madras Presidency, Indiae or. (E. J. BUTLER). — *Por. Doumetii* Pat. proxima, sed forma, colore, sporidiis diversa.

2. **Poronia hypoxyloides** Rehm, Ascomyc. Philipp. V, Leaflets of Philipp. Botany VI (1914) p. 2209. — Stromatibus erectis, 1-2 cm. longe, 6895

2 mm. late stipitatis, stipite cylindrico, versus capitulum lenticulare vel hemisphaericum usque ad 4 mm. dilatato ibique subplicato, glabro, dilute fusco; capitulo primitus orbiculare dein plus minusve irregulare, 3-12 mm. lato, subtus nudo; peritheciis plurimis, superne usque ad marginem crassum arcu connatis, conoideis, 0,5 mm. altis et latis, hypoxyloideis, distincte prominentibus, dilute fusco flavidulis, ostioliis conoideis nigris; ascis cylindræis, paraphysatis,  $120 \approx 10$ , J +; sporidiis monostichis, fusiformibus, utrinque acutatis, et 1-guttatis, rectis, continuis, fuscis,  $12-14 \approx 4-5$ .

*Hab.* ad fasciculos gramineos in humo jacentes, Luzon, Prov: Laguna, Los Baños (E. B. COPELAND).

3. *Poronia minuta* Petch, Ann. R. Bot. Gard. Peradeniya, v. VI, P. III, 6896 1917, p. 225.—Ad 1-5 mm. alt.; capite 0,5-1,5 mm. diam., irregulariter globoso, subappanato, ostioliis prominentibus, albo v. brunneo-albo, minute tomentoso, intus rubro-brunneo; stipite ad 0,5 mm. alt., 0,3 mm. diam.; peritheciis sparsis, ovalibus,  $0,4 \times 0,2$  mm.; ascis clavatis,  $110 \approx 12-14$ ; sporis uniseriatis vel oblique uniseriatis, nigro-brunneis, anguste ovoideis subinequilateralibus, obtusis,  $14-18 \approx 6-8$ .

*Hab.* in fimo leporino, Peradeniya, Ceylon, Asia.

4. *Poronia gigantea* Sacc., Ann. Mycol. XII, 1914, p. 302.—Stromatibus longissime stipitatis; stipite 18-20 cm. long. (cum sclerotio), 2,5-3 mm. diam., cylindrico leviter flexuoso sursum sensim tenuato, glabro, sicco crebre longit. sulcato, nigricante, basi scleroticea nigricante nunc tuberiformis, 12-15 mm. diam., nunc elongata inaequali 4 cm. longa 7-8 mm. cr. intus aequae ac stipite alba, coriacea; cupula discoideo-convexa circ. 1 cm. lata alba, ostioliis papillatis, crebris, nigris punctato-asperula infra concaviuscula, nigra, rugulosa; peritheciis ovoideis, 300-400  $\mu$  altis, omnino immaturis, parietibus prima aetate fulvescentibus, materie coriaceo-molli immersis.

*Hab.* in fimo putrescente *Elephantis*, in silvis pr. Mundo-muzhi in India merid. (M. S. RAMASWAMI). — Quamquam exemplaria sint adhuc immatura, species eximia videtur et tam a multo minori *Poronia oedipode*, quam ab aque procerâ sed tomentosa, arenicola et sclerotio destituta *Poronia Ehrenbergii* P. Henn. distincta.

- \*) **XYLARIA** Hill. — Syll. I p. 309, IX p. 523, XI p. 283, XIV p. 504, XVI p. 442, XVII p. 622, XXII p. 337.

\*) THEISSEN *Xylariaceae austro-brasilienses* (in Denkschr. Math.Nat.Kl. d. K.Akad. Wien LXXXIII, 1909), opus multis iconibus phototypicis ornatum sed caracteribus microscopicis destitutum etiam in descriptionibus et tunc species aegre distinguuntur.

Sect. 1. *Xyloglossa*

1. **Xylaria tridactyla** Rehm, Ann. Mycol. IX, 1911, p. 363. — Stroma 6898  
12 cm. longum, stipite subcurvato subcylindrico, 7 cm. longo ad  
basim 7 mm. lat. juxta clavulam 3 cm. dilatato, tomento hypha-  
rum fuscaram, septatarum, plerumque simplicium 3-3,5  $\mu$  lat. nigre  
obtecto, haud piloso, in clavulam ad basim 3 cm. lat. 10 cm. long.,  
3 cm. altius 3-partitam abeunte; clavula media ad basim 3 cm.  
lat. 3,5 cm. long., sinistra 2,5 cm. longa 1,5 cm. lat., dextra polli-  
ciformi, 1,5 cm. longa 1,2 cm. lat., omnes apice obtusae, superiore  
pagina convexulae, inferiore concaviusculae, inde subcompressae,  
intus albae, plenae; clavulae tenuiter plicato-rugosae, cinereo-fu-  
scidulae, peritheciis inuatis creberrimis, extus nigricantibus verru-  
cosis, papillulis atris subglobosis prominentibus; perithecia globu-  
losa, 0,2 mm. diam., monosticha; ascis cylindraceutis, perlongis, 7  $\mu$   
cr., J- ope +, octosporis; sporis monostichis, 1-cellularibus, ellip-  
soideis, utrinque acutatis, rectis v. subcurvatis, fuscis, 12  $\approx$  4,5-5;  
paraphysibus filiformibus.

*Hab.* Escuintla, Chiapa Mexico (CRAWFORD). — Stipes *Xylariae*  
hujus ex ligno putrido v. tumulo Termitarum enasci videtur.

2. **Xylaria varians** Sacc., Notae Mycol. XXIV p. 11 (Bull. Orto bot. 6899  
Nap. 1918). — Polymorpha, nunc elevata, tortuosa, breviter stipi-  
tata, nunc prolifera irregulariterque furcato-ramosa, nigerrima, in-  
tus fere alba, superficie rugoso-culliculosa; peritheciis globosis,  
infossis, stipatis, 0,5 mm. diam., ostioliis fere latentibus; ascis cy-  
lindricis spurie paraphysatis, apice rotundatis, p. sp. 55  $\approx$  4,8-5,  
stipite 30-35  $\approx$  1-2; sporidiis monostichis ellipsoideis, minutis, sub-  
inaequilateris, 8  $\approx$  4, fuliginis.

*Hab.* ad truncos indetermin. putres, in Horto bot. Singapore (BA-  
KER). — Species ambigua; an affinis *X. dicerati* Lév. v. *X. varia-*  
*bili* W. et C.?

3. **Xylaria scopiformis** Mont. — Syll. I, p. 340 — var. **heveana** Sacc., 6900  
Notae Myc. XXIV, p. 11 (Bull. Orto bot. Nap. 1918). — Stipite  
glabro, insiticio, cylindraceuto, 2 cm. longo, 1-1,5 mm. cr., in clavu-  
lam tereti-clavatam brevissime apiculatam aequilongam 3-3,5 mm.  
crassam sensim dilatata; clava intus alba subfistulosa, extus ni-  
gricanti; peritheciis globosis, parum prominulis, 0,5 mm. diam.;  
ascis anguste tereti-clavatis, p. sp. 80-90  $\approx$  6; sporidiis oblongis  
curvatis, utrinque acutatis, saepius 2-guttatis, dilute fuliginis,  
12-13  $\approx$  4,8.

*Hab.* ad truncos *Heveae brasiliensis* (Euphorbiaceae), cultae, Singapore (BAKER). — A typo differt sporidiis majoribus etc. et forte specificè separanda.

4. **Xylaria Gigantochloae** Rehm, Ascomyc. Philipp. II, in Philipp. Journ. of Sci. VIII (1913) p. 261. — Stromatibus sessilibus solitariis, oblongo-conoideis, apice rotundatis, ad basim contractis, vix nigre stipitatis, glabris, fuscis, 4-5 mm. altis, 3-4 mm. diam. undique usque ad apicem ostiolis minutissimis hemiglobosis atris punctulatis, intus nigris, carbonaceis; peritheciis globosis, innatis, non prominentibus, 100  $\mu$  diam.; ascis cylindræis, octosporis, filiformi-paraphysatis, 50  $\approx$  5-7, J-; sporidiis monostichis, ellipsoideis, plerumque 2-guttatis, continuis, fuscis, 7-8  $\approx$  3. 6901

*Hab.* ad *Gigantochloam Scribnerianam* (Graminaeae), Luzon, Prov. Laguna, Los Baños, ins. Philipp (C. F. BAKER). — Minuta, *X. fulvellae* B. et C. et *X. Trianae* Lév. affinis sed bene distincta.

5. **Xylaria pistillariaeformis** Baccarini, F. Etiop. II n. 81 in Ann. Bot. 14., 1917, p. 134. — Stipitata, stipite adscendente, ruguloso, 3-9 cm. longo 2 mm. lato, simplici vel bifido et tunc ramulis in clavulas aequales, teretes vel compressas desinentibus; clavulis 3-4 cm. altis, 1,5 cm. latis, griseis, ob perithecia prominula scabrosis, intus albidis, undique fertilibus; peritheciis globosis, papillatis; peridio pallide cinereo griseo, ostiolo autem atro prominulo, 522  $\mu$  latis, 720 altis; ascis stipitatis apice rotundatis cito diffluentibus 144  $\approx$  16; sporidiis oblique monostichis, oblongis, inaequilateralibus, 27  $\approx$  16. Paraphyses non visae. 6902

*Hab.* solo argilloso, Mansura, Beni Amer, Erythraea, Africa or.

6. **Xylaria glaucescens** Sacc., Notae Mycol. XXII p. 189 (R. Accad. Pad. 1917). — Valde affinis *X. melanaxi*, dignoscitur clava cynereo-glaucescente, ostiolis conspiciè prominulis, atro-punctata, intus grisea sed axi nigricante percursa, aequè tereti-fusoidea, 3,5 cm. longa, 4 mm. cr., in stipitem cylindræum tortuosum radicantem 3-4 cm. long. 1,5 mm. cr. producta; ascis cylindræis, 28  $\approx$  3-3,2 p. sp.; sporidiis monostichis ellipsoideo-globosis, exiguis, 3,6-4  $\approx$  3-3,2, fuligineis. 6903

*Hab.* inter saxa aggeris murarii viae Dongollo, Ghinda, Erythraeae, Africa or. — A *Xyl. melanaxi* colore clavae ostiolisque magis prominentibus distingui meretur.

7. **Xylaria partita** Lloyd, Mycol. Notes, n. 48 (1917) p. 675 f. 1002. — Stipite simplici v. ramoso, interdum in apice elavae prolifero, fili- 6904

formi, glabro, clavam subaequante; clava 0,5-1,5 cm. longa, 1 mm cr., nigra, fragili, nodulosa; sporidiis generis.

*Hab.* ad truncos, Porto Rico (J. A. STEVENSON). — Forte forma ramosa prolifera *Xyl. scopiformis*, ex auctore.

8. *Xylaria concursa* Lloyd, Mycol. Not. n. 48 (1917), p. 678 fig. 1009. — 6905  
Stipite ramoso; ramis clavas fertiles 1-2 et conidiophoras 1-2 gerentibus; clavis cylindraceo fusoideis, 3 cm. long., 1,5-2 cm. cr. apice acutis v. rotundatis; peritheciis immersis, non eminentibus; sporidiis  $14 \approx 6-7$ ; substantia stromatis alba, parca.

*Hab.* ad truncos in Chile (MARCIAL R. ESPINOSA). — Affinis *X. gracili* (Cfr. l. c. fig. 1008) sed distincta dicitur ob clavas ascophoras et conidiophoras ex eodem stipite sed separatas.

9. *Xylaria cavernosa* Lloyd, Myc. Not. n. 51 (1917) p. 728 fig. 1092. — 6906  
Clavula globosa, nigra, corrugata, contextu albo, firmo, intus cava; stipite distincto, nigro, glabro; ascis et sporidiis... immaturis.

*Hab.* ad truncos in ins. Java (J. P. MOUSSET). — Diversa ab affini *Xyl. obovata*, sed, deficiente fructificatione, adhuc dubia.

10. *Xylaria albo-maculata* Lloyd, Mycol. Not. n. 51 (1917) p. 725, fig. 6907  
1081-1082. — Clavulis angustis, gracilibus, fortiter (ob perithecia) mamillosis; peritheciis hemisphaerico-prominulis nigris, supra ostiola albo-punctatis; parte fertili 2-3 cm. longa, 2 mm. cr., saepius in appendicem sterilem aequilongam apice productis; stromate parco, albo; stipite filiformi glabro 1-2 cm. longo; peritheciis semimmer-  
sis; sporidiis  $14 \approx 7$ .

*Hab.* ad truncos in Chile (M. R. ESPINOSA). — Affinis *Xyl. scopiformi* sed areolis albidis distincta.

11. *Xylaria radicans* Lloyd, Myc. Not. n. 51 (1917) p. 725 fig. 1080. — 6908  
Clavulis oblongis, obtusis, 1-1,5 cm. long., 4-5 mm. cr., totis fertilibus, sessilibus v. stipite non discreto a basi radicans 2-3 cm. longa, 3 mm. crassa; parte fertili levi, griseo-nigricanti, peritheciis vix prominulis; sporidiis  $12 \approx 5$ .

*Hab.* verisimiliter ad terram sed e fragmentis ligneis nascens, in Congo belgico (P. HYAT VANDERYST). — Affinis, ut videtur, *Xylariae radicatae*, quae parte radicans 1 cm. lata certe differt.

12. *Xylaria eudonia* Berk. et C. — Syll. I p. 322, Cooke, Grevill. 1882, 6909  
tab. 168 f. 83, Sacc. Notae Mycol. XXII p. 188 (1917).

*Hab.* (adde) in fragmentis ligneis ad terram silvaticam, Dongollo, pr. Ghinda. — Pulchella species; ascis 50-55  $\approx$  4,7-5 p. sporif.; sporidia ovoideo-reniformia, 10-12  $\approx$  4,5-5. Mensura sporidiorum a Cookeo data, l. c. p. 82, erronea quoad latitudinem.

13. *Xylaria marasmoides* Berk. et Cooke — Syll. I p. 312; Cooke, Grev. 6910  
1882, t. 168 p. 81; Sacc., Notae Mycol. XXII p. 189 (R. Acc. Pad.  
1917).

*Hab.* (adde) ad radices putrescentes graminum, Seek Omar pr. Ghinda, Erythraea. — Etsi speciei typicae ascis et sporidia ab auctoribus non describantur, tamen erythraea videtur ipsa. Forte omnium minima; stipes 10 mm. long. filiformis, sursum crassior, nigricans, glaber, deorsum tenuato-radicatus; capitulum subhemisphaericum, 1-1,5 mm. lat., nigricans, sed superne leviter dealbatum et ostioliis paucis punctiformibus exasperatum; perithecia tantum supera, 8-10; ascis breviter stipitati, cylindrici, 30-32  $\times$  3,5-4 p. sporif.; sporidia ellipsoidea, inaequilatera, 4,7-5  $\times$  3, fuliginea.

Sect. II. *Xylocoryne*

14. *Xylaria transiens* Theissen, Denkschr. Math. Nat. K. d. K. Akad. 6911  
Wiss. Wien 1909, p. 62 t. I fig. 3 t. XI fig. 2. — Stipite crasso columniformi violaceo-pannoso, 2-3 cm. longo, 7-16 mm. cr. in clavam transiens; clava primo gilvo-isabellina, dein rubro-aurantia, v. brunneo nigrescente, late compresso-ovata v. spatulata, rotundata, 12-20 mm. long. 2-4 mm. cr., intus fere superficie reticulato-fissa; peritheciis prornipentibus ostioliis aeneo-nigris obtusissimis, globosis, stipatis, 500-700  $\mu$  diam.; ascis 100-120  $\times$  10-11, pedicello 40-70  $\mu$  longo; sporidiis oblongo-ellipsoideis, grosse 1-2-guttatis, rotundatis, opacis, 19-24  $\times$  9-10.

*Hab.* in lignis in Brasilia-australi.

Sect. III. *Xylostyla*

15. *Xylaria Hypoxylon* Grev. — Sacc. Syll. I, p. 333 — var. *erythraea* Bac- 6912  
carini, F. Eritr. II n. 80 in Pirota Ann. Bot. 14., 1917, p. 134. — Stromate erecto tereti vel parum compresso, nunc simplici, nunc vero semel vel bis dichotomo, atro, basim versus indumento pannoso rufo-brunneo vestito; clavulis perithecigeris stipite crassioribus, apice sterilibus et saepe attenuatis; peritheciis ovatis paulo prominentibus 720  $\mu$  latis, stipite clavulâ brevior et interdum oblitterato; ascis 120  $\times$  4,8, paraphysatis; sporidiis monostichis, 10-12  $\times$  4.

*Hab.* ad lignum emortuum ad rivum Ghillà, sub montibus Deksanà, Hamasen, Erythraea (PAPPI).

16. *Hylaria Hypoxylon* (L.) Grev. — Sacc. Syll. I p. 333 — f. *tropica* 6913

Syd. et Butl., Ann. Mycol. IX, 1911, p. 418; XV, 1917, p. 212.— Sporidiis 9-12  $\times$  3-5 sed e typo recedunt habitu tantum eximie variabile.

*Hab.* ad lignum vetustum, Solebili, Balehonnur, Barguai, Mysore, Indiae or. (E. J. BUTLER).

17. *Xylaria pallida* B. et Cke.— Syll. I p. 327 — var. *luzonensis* Rehm, 6914  
 Ascomyc. Philipp. V, Leaflets of Philipp. Botany, VI (1914) p. 2211. — Stromatibus plurimis ex communi saepe incrassata basi evolutis, cylindraceis, parallelis, rectis vel subcurvatis, 40 mm. usque altis, 3-3,5 mm. circ. cr., ad apicem sensim steriliter attenuatis, albo-pallidis, longitudinaliter striatulis, intus albis; sensim in stipitem glabrum atratum, angustiolem, ad basim dilatatum, 20 mm. usque longum abeuntibus; peritheciis sparsis, innatis, in striis protuberantibus, atris, globulosis, vix ostiolatis, 0,5 mm. diam., ascis fusoides, pedicellatis, 120  $\times$  12-14, octosporis, J +, filiformi-paraphysatis; sporidiis mono-vel distichis, rectis vel navicularibus, utrinque acutatis, biguttatis, fuscis, 18  $\times$  5.

*Hab.* ad truncum emortuum *Gliricidia* e (Leguminosae), Luzon, Morong Valley, Ins. Philipp. (M. B. RAIMUNDO).

18. *Xylaria bacillaris* Rehm. Ascomyc. Philipp. V, Leaflets of Philipp. 6915  
 Botany, VI (1914) p. 2212. — Stromatibus bacillari-cylindraceis, solitariis vel ad basim binis conjunctis, rectis, 8 mm. longis, 3 mm. usque latis, fuscis, extus striatulis, ad apicem sterilem album 2,5 mm. long. acutatis, intus atris vix conspicue stipitatis, glabris; peritheciis innatis, globulosis, in stromatis striis vix conspicuis, minutissime papillulatis 200  $\mu$  diam.; ascis cylindraceis, paraphysibus filiformibus obvallatis, 80  $\times$  9, J +; sporidiis oblongis, utrinque rotundatis, rectis vel subcurvatis, continuis, fuscis, 10-11  $\times$  4.

*Hab.* ad *Spondiam* (Anacardiaceae), emortuam, Luzon, Prov. Laguna, Los Baños, ins. Philipp. (C. F. BAKER). — Differt a *X. botuliformi* Rehm imprimis colore stromatis, peritheciis non prominentibus, sporidiis multo majoribus.

19. *Xylaria morchelliformis* Rehm, Ann. Mycol. IX, 1911, p. 371. — 6916  
 Stromate erecto, 2 cm. alt. 0,5 cm. lat. e basi lata ad apicem sensim acutato, apice 2 mm. longo obtuso sterili fuscidulo, vix compresso, stromate peritheciigero a stipite brevissimo glabro 2-3 mm. longo distincte limitato, fusco-nigro, valde rugoso, glabro, intus albedo; peritheciis creberrimis innatis, globulosis, 0,3-0,5 mm. diam., excipulo parenchymatice contexto, papillula hemiglobosa nigra prominentibus; ascis cylindraceis longissimis, 8-sporis; sporis oblon-

gis, utrinque obtusis, plerumque subcurvatis, fuscis, 1-cellularibus, 15-18  $\approx$  6-7, monostichis; paraphysibus filiformibus; stromate coniferum aequilongum, corniforme, acutatum, fere ubique fusco-pruinosum.

*Hab.* Hawai (ATKINSON). — Stipite minimo, stromate morchelli-formi, non spathulato, papillis semiglobosis distincta.

20. **Xylaria setocephala** H. S. Yates, Philipp. Journ. Sc. XII (1917) p. 6917 379. — Stipitata, gregaria, minuta, stipit. 12-14 mm. longis, 0,25-0,5 mm. diam.; peritheciis paucis, ad 30-40, capitulis atris, subglobosis vel ellipsoideis, 1-5 mm. longis et 1-2,5 mm. latis; ostioli punctato-asperulis, seta apicali 5-8 longa praeditis; ascis cylindraccis, apice rotundatis, stipitatis, paraphysatis, 89-100  $\approx$  7-8, octosporis; sporidiis monostichis, ellipsoideis, 13-15  $\approx$  6-8, fuliginis.

*Hab.* in foliis dejectis *Garcinia* sp. (Guttiferae), Basiad Tayabas, Luzon, Ins. Philipp.— Seta terminali ratione praelonga dignoscenda. Species quae *chaetocephala* rectius dicenda.

21. **Xylaria vagans** Petch, Ann. of R. Bot. Gard. Peradeniya, v. VI, 6918 P. 1, p. 26, tab. VII fig. 5-10 (1915). — Cent. 1-4 alta; stipite 0,5 mm. diam., nigro, glabro, longitudinaliter striato; clava 5-15 mm. longa, 1 mm. diam., continua v. interrupta, apice in processu praelongo filiformi producta; peritheciis prominentibus, ostiolo acuto, ovalibus, 0,5  $\times$  0,3 mm.; ascis cylindraccis, longe pedicellatis, octosporis, sporis oblique uniseriatis, parte sporifera 68-72  $\approx$  6; sporis cymbiformibus, apice obtusis, nigro-brunneis, 9-12  $\approx$  5-6; mycelio rhizomorphaeideo.

*Hab.* ad folia dejecta, Hakgala, Ceylon Asia.

22. **Xylaria Phyllocharis** Mont.— Syll. I p. 342 — var. **hirtella** Theiss., 6919 Denkschr. Math. Nat. Kl. d. K. Akad. Wiss. Wien 1909 p. 53. — Stipite 1-3 cm. longo, badio-nigro, subtorto fusco-hirtello, sed non raro glabrato, striato, delicato; clava 6-8 mm. longa, 600-800  $\mu$  cr., atra, torulosa, breviter apiculata; peritheciis semiliberis, globosis, subconico-attenuatis, ostiolo exerto, hemisphaerico v. conico; ascis 70-95  $\approx$  7-9, pedicello 20-55  $\mu$  longo; sporidiis brunneo-atris, obtusis, gibboso-inaequilateris, rarius rectis, grosse guttulatis, delicate hyalino-tunicatis haud appendiculatis, 12-14  $\approx$  6,5-8,5.

*Hab.* in foliis siccis in Brasilia australi (RICK). — A typo differt peritheciis semiliberis, stipite hirtello, clava non ramosa etc. A *X. delicatula*, cui affinis, satis diversa.

23. **Xylaria botuliformibus** Rehm, Ascomyc. Philipp. I, in Philipp. Journ. 6920 of Sci. VIII (1913) p. 188. — Stromatibus gregariis, cylindraccis,

apice obtuso breviter cylindraceo-mucronato, sterili, rectis vel subcurvatis, 7-9 mm. longis, 2-3 mm. latis, atris, glabris, undique peritheciis arete juxtapositis, hemiglobose prominentibus, poro perspicuo pertusis, breviter papillulatis, ca. 200  $\mu$  diam., obsessis, rugoso-scabris, intus albis, in stipitem subcylindraceum, longitrorse rugosum, 1-5 mm. longe elongatis; ascis cylindraceis, perlongis p. sp. 35  $\approx$  5, paraphysibus filiformibus obvallatis, 7-vel 8-sporis; sporidiis monostichis, ellipsoideis, rectis vel subcurvatis, continuis, fuscis, 6-7  $\approx$  2-5.

*Hab.* ad lignum putridum, Luzon, Prov. Laguna, Mt. Maquiling, ins. Philipp. (C. F. BAKER). — Species minuscula, *X. gracillimae* P. Henn. affinis sed bene distincta.

24. *Xylaria Theissenii* Lloyd, Mycol. Not. n. 48 (1917) p. 677 fig. 1007. — 6921  
Stipite elongato, gracili, usque ad 7-10 cm. longo, 1-1,5 mm. cr., glabro, in terra (?) radicante; clava brevi 1-1,5 cm. longa, in apicem subulatum producta; peritheciis partim immersis sed plerisque subliferis, clavam tuberculosam reddentibus; sporidiis majusculis 24-28  $\approx$  9-10.

*Hab.* in Brasilia (THEISSEN, Exs. n. 235).

25. *Xylaria excelsa* Syd. in Syd. et Butl., Ann. Mycol. IX, 1911, p. 6922  
418 fig. 8. — Longissima, subflexuosa, e terra (?) emergente, infra longe radicata, tota cum radice 20 cm. (vel ultra?) longa, radice ca. 10 cm. (vel etiam ultra?) longo, 3 mm. cr., atro-brunneo; stipite elongato, quam radice tenuiore, 7-9 cm. longo, 1,5-2 mm. cr., glabro, aequali, sulcato, sordide brunneo; clava anguste conico-cylindracea, parte fertili 1-2 cm. longa 3-6 mm. lata brunnea, apice sterili longissimo filiformi usque 3 cm. longo praedita; peritheciis minutis, laxe sed subaequaliter per totam clavam dispersis, immersis, conico-globosis, atris, ostiolo tantum prominulis, 300-400  $\mu$  diam.; ascis octosporis 120-144  $\approx$  11-15,5; sporidiis continuis, fuscis, utrinque capitulo hyalino mucoso instructis, 28-35  $\approx$  8-12 (sine mucro).

*Hab.* ad terram (?) Narsinghpur District, Central Provinces, Indiae or. (J. H. BURKILL). — *Xyl. Thyrsi* (Berk.) Sacc. proxima sed statura majori, peritheciis minoribus etc.

26. *Xylaria filiformis* (Alb. et Schw.) Fr. — Syll. I p. 342 — f. **caulincola** Rehm, Ascom. Exsicc. fasc. 49 n. 1969, Ann. Mycol. X, 1912, p. 57. — Sporis 12-15  $\approx$  5-6 nec ut in forma *foliicola* Ellis 14-18  $\approx$  3-4.

*Hab.* in caulibus vetustis Archangelicae (Umbelliferae), London Ont., Canada, Amer. bor. (DEARNESS).

Sect. IV. *Xylodactyle*

27. **Xylaria aristata** Mont. — Syll. I p. 333 — var. **hirsuta** Theiss., Denkschr. Math. Natur. Kl. d. K. Akad. Wiss. Wien 1909 p. 59, t. VII f. 5. — Stromate filiformi, atro-glaucescente, basi vix incrassata, pilis atro-fuscis hirsuto, 10-22 mm. longo 0,3-0,5 mm. cr., sulcato; capitulo primo dealbato, dein griseo-atro, 1-2 mm. diam., subtus non striato; peritheciis globosis tuberculato, apice mucrone brevi acuto conico coronato v. omnino obtuso v. stromate filiformi longe superato; peritheciis magnis, 600  $\mu$  diam., semiliberis, ostiolo nigro papillato in areola generatim cinerescente insignitis; ascis 90-120  $\approx$  8-10, pedicello 35-70  $\mu$  longo; sporidiis subdistichis, utrinque angustatis, rectis v. inaequilateris, 14-20  $\approx$  7-9.

*Hab.* in foliis siccis *Psidium* sp. (Myrtaceae), in Brasilia australi (RICK).

28. **Xylaria calocephala** Sydow, Engler' Botan. Jahrbüch. 54., 1916 p. 255, fig. 1 F. — Sparsa, vel subinde binae, basi connexa, stipitata, capitata; stipite simplici, rarius bifido, cylindraceo, e basi vix incrassata insititio, atro, pilis ca.  $\frac{1}{2}$  mm. longis patentibus usque ad capitulum dense hirsuto, 2,5-6 cm. longo, ca. 1 mm. crasso; capitulo globuloso vel subellipsoideo, 2-3 mm. longo, 1,5-2,5 mm. lato, atro, glabro, punctato-asperulo, mucrone apicali usque 4 mm. longo praedito; peritheciis immersis monostichis,  $\frac{1}{2}$ -1 mm. diam., atris; ostiolis punctiformibus, lenissime prominulis; ascis cylindraceis, 150-175  $\approx$  13-17, octosporis, paraphysatis; sporidiis recte vel oblique monostichis, ellipsoideis, continuis, fuscis, 23-28  $\approx$  10-12.

*Hab.* ad ramos emortuos, Lordbeng, Nova Guinea nord. or., Africae (LEDERMANN).

**THAMNOMYCES** Ehrenb. — Syll. I p. 334, IX p. 537, XVII p. 633 (ut subg.).

1. **Thamnomycetes siculus** (Pass. et Beltr.) Maire, Myc. Bor. Afr. fasc. 4., 1912, n. 100, et Bull. Soc. Hist. Nat. Afrique du Nord 1915, p. 133, tab. 3. — Status conidicus (hucusque ignotus): — Stromatibus capilliformibus, flexuosis, atris, laevibus nitentibus apice-albo farinoso sensim attenuatis, acutis; hyphis superficialibus apicis conidiophora erecta, simplicia cylindracea, continua v. 1-septata hyalina, numerosissima 8-9  $\approx$  2,5-3 gerentibus; conidiis solitarie acrogenis fusiformibus utrinque acutiusculis hyalinis laevibus, 4-5  $\approx$  1,5-2.

*Hab.* in foliis dejectis Oleae europaeae (Oleaceae), Algeria, Africa bor.

\*) *Fam.* 4. **Coryneliaceae** Sacc.

Conspectus Generum (sec. Cl. Fitzpatrick)

A. Sporidia e sphaeroidea ovoidea

I. Perithecia distincte pedunculata

a. Perithecia apice non prolifera

1. CALICIOPSIS

b. Perithecia prolifera

2. SORICA

II. Perithecia non distincte pedunculata

3. CORYNELIA

B. Sporidia stellata

4. TRIPOSPORA

**CORYNELIA** Achar. — Syll. II p. 813, IX p. 1073, XVI p. 650, XXII p. 513.

1. **Corynelia portoricensis** (Stevens) H. M. Fitzpatrick, Mycologia, 12., 6927 1920, p. 259, fig. 1-3, 42. — Syn. *Cor. clavata* var. *portoricensis* Stevens, Trans. Ill. Ac. Sci. 10., 1917, p. 178-181 fig. 5. — Stromatibus sparsis, e circularibus elongatis, saepe mox erumpentibus, subcarbonaceis, intus homogeneis et nigris, superficie nigra et rugosa, amphigenis sed plerumque hypophyllis quandoque folium totum penetrantibus et tunc utrinque visibilibus, cauliculis v. etiam fructiculis; peritheciis 1-30, plerumque 11, magnis, usque 1,5 mm. long., maturis plerumque marginalibus junioribus centralibus; peritheciis junioribus e conoideis breviter cylindraceutis apice rotundatis, maturis nonnullis apice trilobis nonnullis bilobis late dehiscentibus et circ.  $0,5 \times 0,25$  mm. crassis; ascis e clavatis ovoideis, p. sp., 25-50  $\approx$  14-25, typice 3-sporis, rarius 2-sporis v. 1-sporis; sporis 10,5-16,5  $\mu$  diam. plerumque 12-13,5  $\mu$ .

*Hab.* parasitica in *Podocarpocoriaeae* (Coniferae), prope Maricao Porto Rico, Amer. bor.

2. **Corynelia nipponensis** H. M. Fitzpatrick, Mycologia 12., 1920, p. 6928 253, fig. 19. — Stromatibus sparsis 1-4 mm. diam., hypophyllis, elongatis erumpentibus, quandoque plus minus circularibus, confertis et crustas e perith. 10-40 et ultra constitutas efformantibus; peritheciis e basi angustata, apice dilatato-rotundatis et infra con-

\*) Conferenda est Cl. H. M. FITZPATRICK, Monographia Coryneliacearum, in « Mycologia » v. 12., 1920, pp. 206-237, 239-267, fig. 1 et tab. XII-XVIII.

strictulis; ascis, p. sp., 30-42  $\times$  17-27, 8-sporis; sporis 8,5-11 (plerumque 10  $\mu$ ) diam.

*Hab.* parasitica in foliis *Podocarpi macrophyllae* (Coniferae), Japonia. — *Cor. uberatae* Fr. proxima, sed characteribus peritheeciorum diversa.

3. **Corynelia bispora** H. M. Fitzpatrick, Mycologia, 12., 1920, p. 242. — 6929

Syn. *C. clavata* f. *macrospora* Sydow. — Stromatibus sparsis, parvis, hypophyllis; peritheciis anguste subpiriformibus, collo apice dilatato parum prominenti; ascis part. sp., 60  $\times$  17-20, bisporis; sporis 11-15  $\mu$  diam.; pycnidiis praesentibus; pycnosporis hyalinis, in massa flavescentibus, fusoides, 5-8  $\times$  2.

*Hab.* parasitica in foliis *Podocarpi milanjiani* (Coniferae), in regione Ruwenzori, Africa Centr.

4. **Corynelia jamaicensis** H. M. Fitzpatrick, Mycologia 12., 1920, p. 6930

262, fig. 6,7. — Stromatibus sparsis, plerumque ambitu e circularibus ellipsoideis quandoque magis elongatis, 1,5-7  $\times$  1,5-3 mm., subcarbonaceis, hypophyllis; peritheciis 20-100 v. ultra confertis, maturis usque 1,5 mm. long. circ. 0,5 mm. cr., plerumque trisulcatis et trilobis, nonnullis etiam 4-5-lobis; ascis e clavatis obovatis, p. sp. 28-42  $\times$  15-27, typice 3-sporis, nonnullis 2-sporis; sporis 11-15  $\mu$  diam.

*Hab.* parasitica in *Podocarpo purdiennana* (Coniferae), Jamaica, America bor. — *Cor. oreophilae* v. etiam *portoricensi* proxima.

5. **Corynelia brasiliensis** H. M. Fitzpatrick, Mycologia, 12., 1920, p. 6931

257. — Stromatibus sparsis e circularibus leniter elongatis, quandoque erumpentibus, nigris, minute rugosis, plerumque hypophyllis v. cauliculis, e 5-20 perith. efformatis; peritheciis 1 mm. circ. long. quandoque confertis et stromata tegentibus quandoque marginalibus v. radiatim dispositis, infra cylindraceis rugosis, supra compressis dehiscendo bilabiatis; ascis 8-sporis, ellipsoideis v. oovatis, p. sp. 34-42  $\times$  22-30; sporis 10-12  $\mu$  cr.

*Hab.* parasitica in foliis *Podocarpi* sp. (Coniferae), in Brasilia.

6. **Corynelia pteridicola** F. L. Stevens, Trans. Illin. Ac. of Sc., v. X, 6932

1917, p. 179, fig. 6. — Maculis e vix 1 mm. diam. usque 3-4 mm. saepius hypophyllis; stromatibus parvis 0,5-3 mm. diam. centro secedenti et tunc acetate anularibus; peritheciis numerosis v. in productionibus stromaticis pedunculiformibus solitaris 900-1090  $\times$  60, pedunculis perithecialibus 500  $\times$  60, parte sporogena 160  $\times$  95, mycelio brunneo, 10-45  $\times$  3, pilosulis, ceterum glabris; ascis irregula-

ribus, tenuiter tunicatis, octosporis, 20-27  $\approx$  7; sporidiis sphaeroidis obscuris, unilocularibus, 4  $\mu$  diam.

*Hab.* in frondibus *Campyloneuri* sp. (Polypodiaceae), Porto Rico, Amer. Centr.—Characteribus perithecorum sporidiorumque a coeteris speciebus distincta.

## *Fam.* 4. **Lophiostomatacæ** Sacc.

### *Sect.* 1. **Phaeodidymæ**

**SCHIZOSTOMA** Ces. et De Not. — Syll. II p. 673, IX p. 1074, XI p. 382, XIV p. 702, XVI p. 650, XVII p. 887, XXII p. 548.

1. **Schizostoma byssisedum** Flag. et Chen. in J. E. Chenantais, Bull. Soc. Mycol. de Fr. XXXV, 1919, p. 125, fig. 19.—Peritheciis 7-800  $\mu$ , e subiculo fusco copioso emergentibus, basi hyphis cinctis, hemisphaericis, nigris; ostiolo crasso hystericiformi, rimâ labiis distinctis cinctâ pereurso, subinde latiuscule hiante; ascis cylindraceis, apice rotundatis, stipitatis, paraphysibus numerosis fureatis obvallatis 8-sp., 100-120  $\approx$  9-10. Sporidiis didymis, arcte coarctatis, fusoido-biconicis, oculis cito secedentibus, dilute brunneis, primum 4-guttulatis dein eguttulatis, 22-25  $\approx$  5.

*Hab.* in ramis *Carpinii* (Betulaceae), Rigny-sur-Arroux, Gallia (FLAGEOLET).

2. **Schizostoma applanata** Petch, Ann. R. Bot. Gard. Peradeniya, v. VI, P. III, 1917, p. 231.—Peritheciis sparsis vel confertis, nigris, nitentibus, levibus, 1-1,5 mm. diam.; ostiolo applanato, ovali, medio 0,3 mm. crasso, transverso, saepe utrinque prominenti; ascis clavatis, apice obtusis, longe pedicellatis, sporis biseriatis, 126-136  $\approx$  10-11; parte sporifera 64-80  $\approx$  10-11; paraphysibus numerosis, linearibus, ramosis; sporis fusco-brunneis, fusiformibus, acutis, uniseptatis, parum constrictis, spurie triseptatis, 20-27  $\approx$  5-6.

*Hab.* in lignum emortuum, Hakgala, Ceylon.

### *Sect.* 2. **Hyalophragmiæ**

**LOPHIOTREMA** Sacc.—Syll. II p. 678, IX p. 1076, XIV p. 703, XVI p. 651, XVII p. 887, XXII p. 548.

1. **Lophiotrema Hederæ** Sacc.—Sacc. Syll. II p. 678 — var. *minor* Rehm in Strasser, Ann. Mycol. IX, 1911, p. 84. — A typo differt peri-

theeciis fere dimidio minoribus; ascis cylindraccis,  $80 \approx 5\text{-}5,5$ ; sporis  $22\text{-}28 \approx 4$ .

*Hab.* in ramis emortuis *Hederae Helix* (Araliaceae), Gross Hollenstein a. d. Ybbs, Austriae Inf.

2. **Lophiotrema Pteridis** Gonz. Fragoso, Bull. Soc. Mycol. de Fr. XXXVI, 6936 1920, p. 105, fig. 1-2. — Peritheciis usque  $175 \mu$  diam., epiphyllis, sparsis, immersis, dein emergentibus, subsphaeroideis, rima recta marginata, vel leniter crenata, pertusis, quandoque junioribus astomis, contextu submembranaceo, obscure parenchymatico, atro-fuligineo; ascis paraphysatis, octosporis, clavatis, breviter stipitatis, usque  $110 \approx 18$ ; sporidiis irregulariter distichis, hyalinis, rectis curvulisve,  $30\text{-}35 \approx 7.5\text{-}11$ , 3-septatis, loculis guttulis magnis et minutis praeditis, centro loculis extremis cum mediis canaliculis tenuibus connexis, non vel brevissime hyalinule appendiculatis.

*Hab.* in frondibus siccis *Pteridis aquilinae* (Filices), prope Estacion Alpina de Biologia, in montibus Guadarramae, Hispaniae.

3. **Lophiotrema gentianaecolum** Bubák, III Beitr. Pilz. Montenegro, 6937 in Botanikai Közlemények 1915 p. (55). — Peritheciis dispersis, vel laxe gregariis, oblongis, parum applanatis, rostello subelongato, compresso, fere toto immerso, rima longitudinali protuberante instructis,  $300\text{-}400 \mu$  longis,  $200\text{-}700 \mu$  latis, contextu atrofusco, ad rostellum obscuriore; ascis elongato-cylindraccis,  $110\text{-}180 \approx 10\text{-}13$ , apice rotundatis, breve petiolatis, hyalinis, octosporis; paraphysibus crebris, filiformibus, supra ramosis; sporidiis subdistichis vel monostichis, fusiformibus,  $19\text{-}28 \approx 5\text{-}7$ , utrinque attenuatis, 3-septatis, ad septa constrictis, hyalinis.

*Hab.* ad caules emortuos *Gentianae asclepiadeae* (Gentianaceae), Savniki, Montenegro.

4. **Lophiotrema Rickii** Theissen, Ann. Mycol. 16., 1918, p. 186; fig. 1 d 6938 (in l. c. 15., 1917, p. 274 fig. d!). — Peritheciis immersis plerumque seriatis stromate destitutis, apice tantum parum expansis, prominulis, ampullaceis,  $650 \mu$  long.  $350 \mu$  latis, collo cylindraceo infra constrictulo apice usque  $250 \mu$  lato, ostiolo marginato; parietibus  $14\text{-}18 \mu$  cr. ex hyphis arete contextis brunneis efformatis; ascis parietalibus copiose paraphysatis, J-, poro destitutis, cylindraceo-clavatis, infra angustatis  $120\text{-}140 \approx 16\text{-}19$  (parte sp.  $110 \mu$ ), apice parum incrassatis, octosporis; sporidiis hyalinis, elongatis, sigmoides, contortis, 6-7-ocularibus, utrinque acutatis,  $40\text{-}50 \approx 5$ .

*Hab.* in culmis *Guaduae taquarae* (Graminaceae), Saq Leopoldo, Brasilia.

5. **Lophiotrema Bolivarii** Gz. Fragoso, Bol. R. Soc. esp. Hist. nat. XVII 6939  
1917, p. 304.— Peritheciis sparsis v. breviter seriatis, primo tectis,  
basi infossis, majusculis, 600  $\mu$  diam., oblongo-depressis, sursum  
collapsis, subcarbonaceis, ostiolo minuto compresso; ascis clavatis,  
pedicellatis. 60-90  $\times$  10-15, paraphysibus copiosis, superantibus,  
rectis v. subflexuosis; sporidiis irregulariter distichis hyalinis v.  
chlorino-hyalinis, claviformibus, 28-36  $\times$  6-8, apicibus uno inflata-  
rotundato, altero attenuato-obtuso, 5-7-septatis, loculis guttato-gra-  
nulosis.

*Hab.* ad basim petiolorum *Phoenixis canariensis* (Pal-  
mae) cultae, pr. Malaga, Hispania (C. BOLIVAR).— *Loph. phyllophilo*  
simile sed diversum.

6. **Lophiotrema andicola** Speg., Mycet. Argent. VI, Anal. Mus. Nac. 6940  
Buenos Aires XXIII (1912) p. 76.— Peritheciis gregariis, ligno de-  
corticato infuscatoque insculptis, subhemisphaericis, 250-300  $\mu$  diam.  
ostiolo umbonato rimula longitudinali dehiscente ornatis, atris,  
glabris, carbonaceis; ascis e cylindraceo subelavulatis, breviuscule  
pedicellatis, 120-150  $\times$  20, paraphysibus densiusculis, vix longiori-  
bus cinctis; sporidiis distichis, elongato-ellipsoideis, rectis vel le-  
niter inaequilateris, utrinque rotundatis, 3-septatis, ad septum me-  
dium validiuscule constrictis, hyalinis, 30  $\times$  12, loculis non vel grosse  
1-guttulatis.

*Hab.* in ramulis emortuis *Condaliae lineatae* (Rham-  
naceae), in dumetis Potrerillos prope Mendoza, Argentina.

7. **Lophiotrema inaequale** Chenantais, Bull. Soc. Mycol. de Fr. XXXIV, 6941  
1918, p. 136. — Peritheciis 3-500  $\mu$ , dense gregariis, rugosis, hinc  
inde mycelii fusci hyphis instructis, epidermide tectis denique li-  
beris, sphaeroideis, basi applanatis v. obtuse conicis, recte rima  
vix vel non marginata percursis, quandoque (junioribus) astomis;  
ascis paraphysibusque generis, sporidiis 6-guttulatis, 3-5-septatis,  
utrinque hyalino appendiculatis v. nudis.

*Hab.* in cortice *Rubidaei* (Rosaceae), Termignon, vallée  
de l'Arc, Gallia (FLAGEOLET).

### Sect. 3. **Phaeophragmiae**

**LOPHIOSTOMA** Ces. et De Not. — Syll. II p. 689, IX p. 1083, XI p.  
383, XIV p. 702, XVII p. 886, XXII p. 550.

1. **Lophiostoma quadrinucleatum** Karst. -- Syll. II, p. 689 — var. **avel-** 6942  
**lanaceum** Sacc., Notae Mycol. XXIV p. 29 (Bull. Orto bot. Nap.

1918). — A typo dignoscitur ascis minoribus, nempe 60-70  $\approx$  10-12, sporidiis distichis v. interdum oblique monostichis, angustioribus, nempe 23-25  $\approx$  5-6, fusoides, initio crasse 2-guttatis, demum 3-septatis, ad septum medium leviter constrictis, fuligineis; peritheciis 0,5 mm. longi, 0,2 mm. lat., ostiolo minuto, compresso.

*Hab.* in ligno emortuo atrato *Coryli Avellanae* (Betulaceae), Avellino, Ital. merid. — A *Loph. rhopaloide* differt sporidiis numquam subclavatis. Multae species exoticæ quoque affines extant.

2. **Lophiostoma breckleanum** Sacc., Notae Mycol. XXII (R. Acc. Pad. 6943 1917) p. 166. — Peritheciis subsparsis, emergenti-superficialibus, globulosis, carbonaceis, atris, glabris, 0,5-0,7 mm. diam.; ostiolo papillato-compresso, parum lato; ascis clavatis, breviter crasseque stipitatis, apice rotundatis, filiformi-paraphysatis, octosporis; sporidiis distichis cylindraceis, saepe curvulis, utrinque rotundatis, 30-35  $\approx$  6-7,5, brunneis, non guttatis, 6-7-septatis, ad septa constrictis.

*Hab.* in caule emortuo *Chrysothamni graveolentis* (Compositae), pr. Gren Ullin, Amer. bor. (O. A. STEVENS, comm. BRECKLE). — Ostiolo papillato-compresso, non lato, sporidiis, 6-7 septatis, teretibus, utrinque rotundatis, septis longitudinalibus nullis a *L. pseudomaerostomo*, *L. congregato* *L. Cephalanthi* dignoscitur et ad gen. *Melanomma* vergit.

3. **Lophiostoma caulinum** (Fr.) Ces. et De N. — Sacc. Syll. II p. 697. — 6944 var. *alpincola* Rehm, Ann. Mycol. IV, 1911, p. 108. — Peritheciis raro prominentibus in maculis nigris insidentibus; ascis 70-80  $\approx$  10-12; sporis fusoides utrinque acutatis 6-8-ocularibus, oculis 3-4 latoribus, flavidis, 20-27  $\approx$  5-6.

*Hab.* in caulibus putrescentibus *Aconiti Napelli* (Ranunculaceae), et *Senecionis Fucksii* (Compositae), Arlberg, Tirolia Algäu, Voralberg.

4. **Lophiostoma Sieversiae** Peck, N. Y. State Mus. Bull. 167, 1912, p. 6945 44 (1913). — Peritheciis minutis, 250  $\mu$  circ. latis, erumpentibus, atris; ascis oblongis, 150-280  $\approx$  50-70, typice octosporis; sporidiis oblongis vel subfusiformibus, 3-septatis, primum mucro obvolutis, 50-75  $\approx$  20-25.

*Hab.* in caulibus emortuis *Sieversiae turbinatae* (Rosaceae), Big Cottonwood canyon, Utah, Amer. bor. (A. O. GARRETT).

## Sect. 4. Phaeodictyae

**PLATYSTOMUM** Trev. — Syll. II p. 716, IX p. 1091, XIV p. 706, XVI p. 653 (sub *Lophidium*), XVII p. 889, XXI p. 553 (sub *Platystomum*).

1. **Platystomum andicola** Speg., Mycet. Argent. VI, Anal. Mus. Nac. 6946

Buenos Aire XXIII p. 77 (1912). — Peritheciis laxè gregariis ligno denudato et cinereo-atrato fere toto infossis, atris, levibus, 250-300  $\mu$  diam., ostiolo carbonaceo sat prominulo, acutiusculo, per aetatem saepe deciduo manifestis; ascis cylindræcis, breviter pedicellatis, 100-120  $\times$  14-15, dense paraphysatis; sporidiis oblique monostichis, ellipsoideis, utrinque attenuato-rotundatis, transverse 3-5-longitudinaliter 1-septatis, ad septa constrictulis, fuligineis, 20-24  $\times$  11-12.

*Hab.* in ramis dejectis putrescentibus *D u v a n a e d e p e n d e n t i s* (Anacardiaceæ), in lapidosis circa Potrerillos prope Mendoza, Argentina.

2. **Platystomum phyllogenum** Ch. E. Fairman, Mycologia 10., 1918, p. 6947

166. — Peritheciis primum immersis dein verticaliter erumpentibus v. quandoque lateraliter inclinatis, solitaris v. 2-3-gregariis ostiolo plus minus lato et compresso praeditis, parvis nigris; ascis cylindræcis breviter stipitatis apice rotundatis rectis v. curvis, 8-sporis, 100-112  $\times$  12, paraphysibus numerosis filiformibus obvallatis; sporidiis oblique monostichis, ellipsoideis utrinque rotundatis, 3-septatis non constrictis, localis 1 v. pluribus muriformibus, primum hyalinis dein fumosis, olivaceis v. pallide brunneis, 12-18  $\times$  9-10.

*Hab.* in foliis (plerumque ad nervos) *A n a s t r a p h i a e N o r t h r u p i a n a e* (Compositæ), Pinar del Rio, Bay of Mariel, Cuba, Amer. bor. (N. L. BRITTON, C. S. GAGER).

3. **Platystomum aerophilum** Speg., Mycet. Argent. VI, Anal. Mus. Nac. 6948

Buenos Aires XXIII (1912) p. 78. — Peritheciis sparsis vel laxè gregariis, ligno denudato infuscatoque ad medium usque infossis, atris, opacis, carbonaceis, 300-400  $\mu$  diam., ostiolo papillato valide compresso coronatis; ascis cylindræcis, breviuscule pedicellatis, 150-200  $\times$  12-20, paraphysibus crassiusculis dense guttulatis copiose cinctis; sporidiis monostichis, elliptico-subfusoides, transverse 7-septatis, ad septa constrictis, medio validius, longitudinaliter interrupte 1-2-septatis, olivaceo-fuligineis, 26-30  $\times$  9-10.

*Hab.* in ramis emortuis *C h u q u i r a g u a e e r i n a e e a e* (Compositæ), in aridissimis circa Potrerillos prope Mendoza, Argentina.

4. **Platystomum adeanum** Rehm, Ann. Mycol. IX, 1911, p. 111. — Spo- 6949

ris transverse 11-septatis, oblique 1-2, 20-25  $\approx$  8-9.

*Hab.* in caulibus *Hyperici tetragoni* (Guttiferae), Fun-  
tensee prope Berchtesgaden. — A *Pl. gregario* sporis magis tran-  
sverse septatis diversa.

5. **Platystomum Chamaeropsis** Maire, Bull. Soc. Hist. Nat. Afrique du Nord, t. VI, 1914, p. 256, fig. 2 (*Lophidium*). — Peritheciis gregariis, subglobosis, 600-900  $\mu$  diam., basi immersis, apice in hostiolum breviter linearem attenuatis, laevibus v. subrugosis, atris, opacis; paraphysibus numerosis, filiformibus; ascis cylindraceutis, basi attenuatis, 140-160  $\approx$  10; ascosporis 8, monostichis v. subdistichis, e melleo rufo-brunneis, ellipsoideis-subfusiformibus, medio constrictulis utrinque plerumque attenuatis obtusis, transverse 6-8 septatis, longitudinaliter v. oblique varie septatis laevibus, 23-28  $\approx$  7-10.

*Hab.* in petiolis putrescentibus *Chamaeropsis humilis* L. (Palmae), Djebel Bou-Kournin Tunisia, Africae bor.

6. **Platystomum Dulcamarae** Kirschst. in Krypt. Fl. Brandenb. VII p. 283 (1911). — Peritheciis sparsis vel gregariis, ligno rubro-tincto immersis, demum semiimmersis, sphaeroideis, ostiolo minuto compresso praeditis, 300-400  $\mu$  diam.; excipulo tenui, coriaceo, atro, initio rubro-piloso dein calvo et granuloso-asperato; ascis clavatis, breviter pedicellatis, sursum rotundatis, octosporis, 135-160  $\approx$  15-18, paraphysibus filiformibus copiosis obvallatis; sporidiis sursum distichis, inferne monostichis, irregulariter fusoides, saepius subtrigonis, plerumque uno latere applanatis et parum sigmoideo-curvatis, transverse 9-11-septatis, ad septa constrictulis, longitudinaliter incomplete 1-rarius 2-septatis, luteo-melleis, 24-28  $\approx$  7-8.

*Hab.* in caulibus siccis *Solanii Dulcamarae* (Solanaceae), Rathenow, Germania.

### Sect. 5. **Scolecosporae**

**LOPHIONEMA** Sacc. — Syll. II p. 717, IX p. 1094, XXII p. 553.

1. **Lophionema Chodati** Lendner, Bull. Soc. bot. Genève, 1916 n. 4,5,6, p. 184 fig. 2-3. — Peritheciis sparsis depresso-sphaeroideis, 450  $\mu$  latis, 150  $\mu$  altis, in parenchymate immersis rima latiuscula dehiscens; ascis cylindraceutis usque ad 90  $\approx$  12-15, breviter pedicellatis; paraphysibus numerosissimis, 1,5-2  $\mu$  er., ascos non superantibus; sporidiis fasciculatis, filiformibus, multi-septatis, 80  $\mu$  longis, articulis 6-7  $\mu$  longis.

*Hab.* in strobilo *Pini silvestris* (Coniferae), Finge, Val-

lesia. — A *Lophodermio Pinastris* omnino diversum. Ex icone asci videntur polyspori, probabiliter e facili fractura.

## Fam. 5. Hysteriaceæ

### Sect. 1. Hyalosporæ

**HENRIQUESIA** Pass. et Thüm. — Syll. II p. 726, XVI p. 658, XVII p. 894.

1. **Henriquesia coccifera** (Castagne) Arnaud, Bull. Soc. Mycol. Fr. 1914, 6953 p. 355-358, t. XVII-XVIII. — Ita vocanda est *Henriquesia lusitana* Passerini et Thüm., Sacc. Syll. II p. 726 seu *Hysterium cocciferum* Castagne, Cat. pl. Mars. p. 181 (1345) in Sylloge omissum.

**SCHIZOTHYRIOMA** v. Höhnel, Ber. deutsch. bot. Ges. XXXV, 1917, 6954 p. 359. — Fungus subcuticularis. — Typ. gen. *Schiz. Ptarmicæ* (Desm. ut *Schizothyrium*) v. Höhn.

**LOPHODERMELLA** v. Höhnel, Ber. deutsch. bot. Ges. XXXV, 1917, 6955 p. 247 (nomen nudum). — A gen. *Hypodermella* differt stratu cellulari subepidermico nec epidermico efformato. — Huc pertinet *Hypodermella sulcigena* (Link) Tub. (cnfr. Fragmente zur Mykol. n. 1006, in Stzb. k. Ak. d. Wiss. Wien, 1917).

### Sect. 2. Hyalodidymæ

**GLONIUM** Mühl. — Syll. II p. 731, IX p. 1102, XI p. 386, XIV p. 711, XVI p. 661, XVII p. 896, XXII p. 559.

1. **Glonium bambusinum** Syd., Enum. Philipp. Fungi II, in Philipp. Journ. of Sci. VIII (1913) p. 496. — Peritheciis sparsis vel seriatis dispositis, sessilibus, oblongis, 0,5-1 mm. longis, 0,25 mm. eire. latis, rima tenuissima pereursis, atris, subcarbonaceis; ascis anguste clavatis, apice obtusis, 44-52  $\approx$  8-9, octosporis; paraphysisibus filiformibus, hyalinis, tenuibus, 1  $\mu$  latis; sporidiis oblique monostichis vel distichis, ellipsoideis vel oblongis, medio 1-septatis, leniter constrictis, hyalinis, 6-9  $\approx$  3-4.

*Hab.* in culmis emortuis *Bambusæ* (Graminaceæ), Luzon, Prov. Bataan, ins. Philipp. (GRAFF).

2. **Glonium mattirolianum** Noelli, Nuovo Giorn. bot. it. v. XXIV, 1917 n. 3, p. 193. — Peritheciis emergentibus, linearibus, elongatis vel

orbicularibus, subinde radiatim dispositis, vel sparsis, carbonaceis; ostiolo labiis dilute ocraceis; ascis ovoideo-ellipsoideis, raro cylindraceo-clavatis, octosporis, paraphysatis,  $58.72 \approx 7.8$ ; paraphysibus  $84 \approx 2$ , supra curvulis; sporidiis hyalinis oblongo-fusoideis, 1-septatis, medio constrictis,  $21 \approx 2.4$ .

*Hab.* in foliis *Alii narcissiflori* (Liliaceae), in loco « Vallone Varisella » dicto, prope Fiano Valle Ceronda, Pedemontium, Italia bor.

3. **Glonium lecideopsoideum** Rehm in Ber. Bayer. Bot. Ges. XIII (1912), 6958 p. 105. — Ascematibus in areis ligni pallescentibus sparsis, sessilibus, linearibus, rectis, utrinque obtusis, raro acutis, interdum stellatis, glabris, atris, rima longitudinali apertis et inter labia angusta discum lateolum ostendentibus,  $200-300 \approx 100-150$ ; ascis ovoideis, octosporis,  $25-35 \approx 15-17$ , paraphysibus obtectis; sporidiis clavatis, utrinque leviter attenuatis, medio septatis et modice constrictis, hyalinis, in vetustate brunneolis, in quoque loculo guttulam oleosam amplam praebentibus.

*Hab.* in caulibus siccis decorticatis *Dryadis octopetala* e (Rosaceae), Valepp in Alpibus Bavariae. — Ascis ovoideis et paraphysibus circumdati obtectisque ad gen. *Lecideopsis* transit.

**PLEOGLONIS** F. E. Clements, Genera of Fungi 1909, p. 56, 173. — Est 6959  
*Glonium* polysporum. — Typus *G. strobiligenum* Desm.

**TRYBLIDIS** F. E. Clements, Genera of Fungi 1909, p. 65, 174. — Est 6960  
*Tryblidiopsis* didymospora. — Typus *T. pinastri* Pers.

### Sect. 3. Hyalophragmiae

**AULOGRAPHUM** Lib. — Syll. II p. 727, IX p. 1101, XI p. 386, XIV p. 711, XVI p. 659, XVII p. 895, XXII p. 558.

1. **Aulographum proteacium** Rodway, Pap. a. Proc. R. Soc. Tasmania 6961 f. Year 1917 (1918), p. 106. — Nigrum, oblongum, erumpens, anguste rimosum in maculis decoloratis circ. 0,5 mm. long. positum; ascis late obovatis, octosporis; sporidiis hyalinis uniseptatis, e oblongis obovatis, loculo superiore plerumque latiore, levibus,  $14 \approx 6$ .

*Hab.* in foliis *Cenarrhens nitida* e (Proteaceae), Trowatta, Tasmania.

**GLONIELLA** Sacc. — Syll. II p. 765, IX p. 1112, XI p. 388, XIV p. 717, XVI p. 666, XVII p. 903, XXII p. 565.

1. **Gloniella trigona** Rehm, Ann. Mycol. X, 1912, p. 395. — Ascomatibus in macula cinerella sparse sessilibus, linearibus, plerumque trigonis, interdum stellariformiter aggregatis, obtusis, atris, glabris, rima longitudinali pereursis, labiis subdistantibus, 0,5-1 mm. long. 0,15-0,2 mm. latis; ascis clavatis, crasse tunicatis, 70-75  $\approx$  15, octosporis; sporis acicularibus, utrinque acutatis, rectis, 15-septatis, hyalinis, 40  $\approx$  3-4, 3-stichis; paraphysibus ramosis, epithecium cras- sum, fuscum formantibus. 6962

*Hab.* ad *Pteridem aquilinam* (Filices), Normandia, Gallia (VIAND MARAIS).

2. **Gloniella normandina** Rehm, Ann. Mycol. X, 1912, p. 394. — Ascomatibus in maculis cinereo-pallescentibus sessilibus, primitus sparsis dein gregariis, linearibus, utrinque obtusis, medio vix dilatatis, varie positis, rectis v. subcurvatis, demum fere confluentibus, rima longitudinali pereursis, labiis demum subdistantibus, atris, 0,5-1,5 mm. longis 0,1-0,15 mm. latis, parenchymatice contextis; ascis clavatis, apice rotundatis, crasse tunicatis, octosporis, 50-60  $\approx$  15; sporis fusoides, utrinque acutatis, 7-septatis, hyalinis, 22-25  $\approx$  3-3,5, 3-stichis; paraphysibus ramosis, septatis, 1,5  $\mu$  apice incrassatis epithecium fuscum efformantibus. 6963

*Hab.* ad stipitem *Pteridis aquilinæ* (Filices), Normandia, Gallia (VIAND MARAIS).

3. **Gloniella rubra** F. L. Stevens, Bot. Gazette 69., 1920, p. 254, tab. XIV fig. 21.— Peritheciis oblongis, sparsis, numerosis, epiphyllis, nigris, 600-1500  $\approx$  180-250, rima longitudinali unica v. pluribus dehiscentibus; contentu peritheciorum rubro; ascis elongato-cylindraceis, praeipue ad apicem incurvato, octosporis, 85-92  $\approx$  10; paraphysibus numerosis filiformibus, elongatis; sporidiis inordinatis hyalinis v. levissime coloratis, 1-3-plerumque 3-septatis fusoides 23-26  $\approx$  3. 6964

*Hab.* in foliis *Arthrostylidii multispicati* (Graminaceae), El Alto de la Bandera, Porto Rico.— *Gl. pusillae* Sacc. proxima a qua praeipue differt peritheciis carbonaceis, contentu rubro, ascis enervis etc.

4. **Gloniella caruniana** Sacc., Nuovo Giorn. bot. it. N. S. v. XXII, 1915, p. 41.— Peritheciis lanceolatis, seriatis, nigricantibus, 240  $\approx$  60-70, demum latiuscule dehiscentibus, margine tenui integro; contextu ex cellulis globoso-polygonis, 14-16  $\mu$  diam., atrocyaneis formato; ascis dense stipatis oblongo-clavatis, subsessilibus, 35-40  $\approx$  14, paraphysibus sursum obscure ramniosis et epithecium atro-cyaneum 6965

formantibus cinetis, tetrasporis (an et octosporis?); sporidiis breviter fusoides, utrinque obtusulis, 15-16  $\approx$  7, 3-septatis, non constrictis, hyalinis.

*Hab.* in ramulis emortuis *Rosmarini officinalis* (Labiatae), Boschetto, Ins. Melita. — A *Gloniella minima*, cui affinis, differt peritheciis multo brevioribus, et paraphysibus copiosis, apice ramulosis et atro-cyaneo-grumosis.

5. **Gloniella caucasica** Rehm in Monit. Jard. Bot. Tiflis XXV (1912) 6966 p. 12. — Peritheciis gregariis, in epidermide dilute fuscidula parallele positis circa axin ramuli, ellipsoideis, utrinque subacutatis, atris, glabris, rima longitudinali percursis, labiis vix distantibus, neque disenm hyalinum perspicue denudantibus, 1-1,5 mm. longis, 0,3-0,5 mm. latis; ascis clavatis apice rotundatis, octosporis, 70-75  $\approx$  15-20, paraphysibus filiformibus, hyalinis, 1  $\mu$  cr. obvallatis; sporidiis distichis, ellipsoideis, utrinque obtusis, primitus strato mucoso tenui obtectis et medio septatis denique 3-septatis, cellulis mediis latioribus, ample 1-guttatis, ad septa constrictis, flavidulis, 20-25  $\approx$  7.

*Hab.* in caulibus *Rubi* sp. (Rosaceae), Abchazia in Caucaso (Woroxow).

**LEPTOPELTELLEA** v. Höhnel, Ber. deutsch. bot. Ges. XXXV, 1917, p. 358 (nomen nudum). — Fructificatio subcuticularis parietibus propriis donata.

1. **Leptopeltella perexigua** (Speg.) v. Höhn., l. c., *Gloniella perexigua* (Speg.) 6967 Sacc. — Ascis cylindraceo-clavatis, sessilibus; sporidiis conglobatis hyalinis, quadrilocularibus, ad septa fortiter constrictis, loculo secundo parum majori, 12-16  $\approx$  4-5.

*Hab.* in caulibus emortuis *Senecionis nemorensis* (Compositae), Austria.

2. **Leptopeltella pinophylla** v. Höhn., Ber. deutsch. bot. Ges. 35., 1917, 6968 p. 249; Ann. Mycol. 15., 1917, p. 305. — *Gloniella pinophylla* v. Höhnel in Strasser, Verh. zool. bot. Ges. Wien 69., 1919, p. 365. — Peritheciis sparsis quandoque geminatis subcuticularibus, rotundatis, nigris, 70-130  $\mu$  latis infra depressis, supra prominentibus ostiolo 12  $\mu$  lato rotundato nigro-marginato praeditis; ascis clavatis, medio inflatis supra cylindraceis, sessilibus, 32  $\approx$  7,5, octosporis; paraphysibus praesentibus sed parum distinctis; sporidiis distichis, hyalinis elongato-fusoides v. clavulatis, utrinque attenuato-rotundatis, eguttulatis, aequaliter bilocularibus, 10  $\approx$  2,5.

*Hab.* in foliis *Pini austriacae* (Coniferae), Sonntagsberge Austria inf. (STRASSER).

**MERRILLIOPELTIS** P. Henn. — Syll. XXII p. 565.

1. **Merrilliopeletis parvula** Sydow, Philipp. Journ. of Sc., v. 9., Sect. C, 6969 n. 2, 1914, p. 164. — Peritheciis sparsis vel saepius laxe seriatim ordinatis, rotundatis, minutis, 0,12-0,18 mm. diam., subinde fere confluentibus et stromatice positis, epidermide elevata et subinde clypeiformiter denigrata obtectis, lenticularibus, ostiolo globoso minimo prominente; ascis cylindraceis, teneris, 100-130  $\mu$  longis, 8-10  $\mu$  latis, octosporis; paraphysibus filiformibus, perpaucis; sporidiis distichis vel fere distichis, fusiformibus, rectis, rarius leniter curvatis, medio 1-septatis, non constrictis utroque apice longe acutissimis, hyalinis, 45-54  $\mu$  longis 3,5-4,5  $\mu$  latis.

*Hab.* in foliis (petiolis) *Oraniae* sp. (Palmae), Palawan Lake Manguao, Ins. Philipp. (MERRILL).

#### Sect. 4. **Phaeophragmiae**

**HYSTERIUM** Tode, em. — Syll. II p. 743, IX p. 1108, XI p. 387, XIV p. 715, XVI p. 664, XVII p. 907, XXII p. 567.

1. **Hysterium standleyanum** Ch. E. Fairman, Mycologia 10., 1918, p. 6970 252. — Peritheciis sparsis raro 2-3 seriatim erumpenti-superficialibus anguste ellipsoideis, margine arcute conniventi apice tantum parum apertis, nigris 0,5-2 mm. long.; ascis clavato-cylindraceis apice rotundatis breviter stipitatis octosporis, 70-75  $\approx$  10; sporidiis subdistichis, oblongo-fusoideis rectis v. curvulis utrinque subobtusis, 4-7 septatis non constrictis, loculis superioribus tertium v. quartum globosis, incrassatis, omnibus juventute guttulatis, primum hyalinis dein flavis v. brunneo-rubridis, 20-23  $\approx$  3,33-4,5.

*Hab.* in ramulis vetustis ? *Quereus Fendleri* (Cupuliferae), Ute Park Colfax C., 2200-2900 m. alt., New Mexico, Amer. bor. (P. C. STANDLEY).

2. **Hysterium gahianum** Rodway, Pap. a Proc. R. Soc. Tasmania f. 6971 Year 1917 (1918), p. 106. — Nigrum, lineare, erumpens raro ultra 1 mm. long., anguste rimosum; ascis clavatis octosporis; sporidiis e fusoideis linearibus 36  $\approx$  4-5, 6-9-septatis, levibus, maturis obscure brunneis.

*Hab.* in foliis dejectis *Gahniae psittacorum* (Cyperaceae), Hobart, Tasmania.

3. **Hysterium heveanum** Saec., Notae Mycol. XXIV p. 15 (Bull. Orto bot. Napoli, 1918). — Peritheciis dense gregariis, undique versis, saepe tortis, oblongis utrinque obtusis, carbonaceis, nigris, 1,5-2 mm. longis, 0,7 mm. cr., levibus, rima longitudinali latiuscula dehiscens; ascis cylindricis breviter stipitatis, filiformi-paraphysatis, apice rotundatis, octosporis, 140-150  $\times$  9-10; sporidiis monostichis, oblongis, saepe inaequilateris, utrinque rotundatis, 25  $\times$  8, 3-septatis, ad septa non v. vix constrictis, 4-guttulatis, homogenee brunneis.

*Hab.* in ramis corticatis emortuis *Heveae brasiliensis* (Euphorbiaceae) cultae, Singapore (BAKER). — Peraffine *Hyst. pulicari* sed peritheciis non striatis et sporidiis uniformiter coloratis videtur satis distinctum.

4. **Hysterium anceps** Sacc., Notae Myc. XX in Nuovo Giorn. bot. it. N. S. v. 23., 1916, p. 207. — Peritheciis laxè gregariis, primo epidermide velatis, mox liberis et superficialibus, navicularibus, utrinque acutis, rectis rarius curvulis, carbonaceis, nigris, subopacis, 1-1,3 mm. longis, 0,4 mm. cr., adultis sub vitro fortiori tenuissime transverse striolatis, rima angusta dehiscens, labiis obtusis; ascis cylindræis breviter pedicellatis, apice rotundatis 140-160  $\times$  11-12, paraphysibus filiformibus copiosis et densis, hyalinis, asco longioribus obvallatis, octosporis; sporidiis oblique monostichis breviter fusoides, subrectis, 24-26  $\times$  8-8,5, triseptatis, non (v. vix medio) constrictis, totis opae fuliginis.

*Hab.* ad ramulos emortuos *Streblia sperti* (Moraceae), Los Baños, Ins. Philipp. — Ob perithecia tenuissime striolata ad *Rhynchysterium* nutat.

5. **Hysterium andicola** Speg., Mycet. Argent. VI, Anal. Mus. Nac. Hist. Nat. XXIII (1912) p. 85. — Peritheciis matrice cinerascens-infusata laxè gregariis, erumpenti-superficialibus, longitudinalibus, utrinque acutis, subcarbonaceis, 0,5-1,5 mm. longis, 250-300  $\mu$  latis, labiis non vel vix tumidulis, disco atro, contextu indistincto; ascis subcylindræis, breviter pedicellatis, jodi ope leniter caeruleiscentibus, parè paraphysatis, 100-120  $\times$  18-20; sporidiis distichis, ellipsoideo-elongatis, rectis vel inaequilateris, utrinque acutiuscule rotundatis, typice 3-septatis, sed in eodem perithecio et saepe in eodem asco nonnullis continuis vel 1-4-5-septatis, ad septa constrictis, primo pellucidis serius fuliginis subopacis, 26-30  $\times$  10-13.

*Hab.* in truncis ramisque decorticatis et induratis *Tricyclaea spinosa* (Nyctaginaceae), et *Prosopidis alpataci* (Le-

- guminosae), in montanis circa Potrerillos prope Mendoza, Argentina.
6. **Hysterium cubense** Peck, N. Y. State Mus. Bull. 157 (1911) p. 48 6975  
et 111 (1912). — Peritheciis gregariis vel subcaesporosis, oblongo-ellipsoideis, rectis, carvis vel rare flexuosis, primum erumpentibus, demum superficialibus, epidermide dilapsa, levibus 1-2 mm. longis, 0,5 mm. latis et altis, atris; ascis cylindraceis, 160-200  $\times$  15-20; sporidiis monostichis, oblongis vel ellipsoideis, 3-septatis, fuscis, 30-40  $\times$  12-16.

*Hab.* in ramis emortuis, ad terram, in ins. Cuba (C. F. BAKER). — Affine *H. pulicari* sed notis variis satis distinctum.

**TRYBLIDIELLA** Sacc. — Syll. II p. 757, IX p. 1110, XI p. 388, XVI p. 665, XVII p. 908, XXII p. 569.

1. **Tryblidiella olivetorum** Sacc., Nuovo Giorn. bot. it. N. S. v. XXII, 6976  
1915, p. 42. — Peritheciis gregariis erumpentibus, globoso-ellipsoideis (e fronte), totis nigricantibus, 306  $\mu$  longis, initio rimosis, dein magis apertis subscutellatis, margine crassinuculo, contextu excipuli irregulariter celluloso, fuligineo; ascis crasse clavatis, apice obtusis, subsessilibus, 80-85  $\times$  22-24, octosporis, paraphysibus acicularibus, parce septulatis, apice obtusulis obvallatis; sporidiis oblongo-ellipsoideis, 3 septatis, ad septa constrictis utrinque rotundatis, diu strato tenui hyalino obvolutis, 4-guttulatis, 28-30  $\times$  11, 5-12, initio ochraceis demum atro-fuligineis.

*Hab.* in ramis corticatis, emortuis *Oleae europaeae* (Oleaceae), Addolorata, Ins. Melita.

2. **Tryblidiella Assiminae** Car. Gatto et Sacc., Nuovo Giorn. Bot. it. N. S. 6977  
v. XXII, 1915, p. 42. — Peritheciis gregariis erumpentibus ex anguloso orbicularibus (e fronte), depressis, 350  $\mu$  latis, 170  $\mu$  altis, rimose v. triangulato-dehiscensibus, disco plano olivaceo-fusco, margine obtuso parum emergente nigro, intus faretis olivaceis; ascis clavatis v. subfusoides, crassis, 70-100  $\times$  20-35, apice rotundatis breviter crasseque stipitatis, octosporis, paraphysibus filiformibus, sursum levissime incrassatis, ibique 3-4  $\mu$  cr., flavidulis, continuis; epithecio olivaceo-fusco; sporidiis tereti-oblongis rectis, utrinque rotundatis, initio 1-septatis, 4-guttulatis granulosisque, hyalinis, 45  $\times$  25, demum 3-septatis valdeque constrictis, ex atro-olivaceo fuligineis, eguttatis, 40-42  $\times$  16.

*Hab.* in ramis corticatis, emortuis *Tamaricis gallicae* (Tamaricaceae), Addolorata, Ins. Melita. — *Pulehella* species, in honorem nob. Dominae ASSIMINAE CARUANA-GATTO nuncupata.

3. *Tryblidiella biconica* Rodway, Pap. a. Proc. R. Soc. Tasmania f. 6978 Year 1917 (1918), p. 107.— Nigra, carnosâ, dense caespitosa, ascomatibus mutua pressione contortis, singulis 1-2 mm. diam.; ascis clavatis, octosporis; sporidiis hyalinis, levibus, uniseptatis, apice subaentis, 17  $\approx$  7.

*Hab.* ad corticem *Phyllocladi rhomboidalis* (Taxaceae), Mt. Wellington, Tasmania.

4. *Tryblidiella rufula* (Spreng.) Sacc. — Syll. II p. 757 — fm. *glabrata* 6979 Rehm, Ascomyc. Philipp. IV, Leaflets of Philipp. Botany, VI (1914) p. 1947. — Absque diagnosi.

*Hab.* ad ramulum emortuum, Luzon, Prov. Laguna, Los Baños, ins. Philipp. (S. A. REYES).

**HYSTEROPATELLA** Rehm. — Syll. XIV p. 27, XXII p. 57.

1. *Hysteropatella conformis* Rehm, Ber. Bayer. Bot. Gesell. XIII (1912) 6980 p. 104. — Ascomatibus gregariis, sessilibus, linearibus, obtusis, rectis, raro curvulis, rarissime trigonis, rima angustissima apertis, atris, 0,2-0,3  $\approx$  0,1 mm., non carbonaceis; ascis ellipsoideo-clavatis, sessilibus, 40-45  $\approx$  9-10, octosporis; paraphysibus filiformibus, apice incrassatis et epithecium brunneum efformantibus; sporidiis 2-3-stichis, fusoides, laud aentis, rectis, medio paululo constrictis, 6-ocularibus, hyalinis (semper 2), 15-18  $\approx$  3-4.

*Hab.* in ramulis *Ericae carnea*e (Ericaceae), Reiteralpe in alpinis Salisburgiae.

2. *Hysteropatella minor* (Cooke) Rehm, Ann. Mycol. X, 1912, p. 396.— 6981 Ita vocanda *Tryblidiella minor* (Cooke) Sacc., Syll. II p. 759.

*Sect. 5. Hyalodictyae*

**GLONIOPSIS** De Not.— Syll. II p. 772, IX p. 1116, XIV p. 717, XVII p. 909.

1. *Gloniopsis somala* Baccarini, Eumyc. Somalia it., in « Missione Stefanini Paoli » Firenze 1916, p. 197. — Peritheciis atris, linearibus mm. 2-3 longis 0,3-0,5 latis, parallele subgregariis in ligno dealbato insidentibus, rima latiuscula deliscentibus, labiis tumidulis e contextu fere omnino proprio formatis, interne tenuibus hyalinis, ascis bi-tetra et esasporis, 87  $\approx$  16, sporidiis hyalinis muriformibus transverse 8-9 septatis 30-14, ad medium non constrictis, primitus hyalinis denique castaneis, paraphysibus filiformibus ascos obtigentibus.

*Hab.* in silvis ad ripas Fl. Ginbae prope Salagle et Bur Egherta, Somalia it., Africae trop. (PAOLI).

**HAPLOPHYSE** Theiss., Ann. Mycol. 14., 1916, p. 267. — Perithecia subenticularia, carbonacea, supra cum clypeo stromatico subenticulari connata, demum rimose v. stellatim dehiscentia. Hypothecium atrum. Asci globulosi, erasse tunicati sessiles, octospori. Paraphyses simplices hyalinae, epithecium non formantes. Sporidia hyalina, septato-muriformia, oblonga. Quoad sporidia *Gloniopsis* et *Hysteropsi* accedit, sed fabrica perithecii et paraphysium satis diversa.

1. **Haplophyse oahuensis** Theiss., l. c. fig. 2 A. — Epiphylla, in maculis 2-3 mm. latis atrovioleaceis inserta; peritheciis basi applanatis convexulis rimose v. stellatim dehiscentibus, 180-240  $\mu$  lat. v. 250  $\approx$  160-180, clypeo 16-24  $\mu$  cr.; ascis paucis globosis, 45  $\mu$  diam. subsessilibus; paraphysibus stipatis filiformibus asco longioribus; sporidiis irregulariter dispositis, oblongis, 22-24  $\approx$  8-9, plerumque 3-septato-muriformibus, hyalinis. 6983

*Hab.* in foliis *Coprosma tislongifolii* (Rubiaceae) Oahu in Ins. Hawaii.

### Sect. 6. Phaeodictyae

**HYSTEROGRAPHIUM** Corda. — Syll. II p. 776, IX p. 1119, XI p. 389, XIV p. 718, XVI p. 668, XVII p. 912, XXII p. 573.

1. **Hysterographium acerinum** Peck in N. Y. State Mus. Bull. 167, 1912, p. 43 (1913). — Peritheciis superficialibus, subseriatim dispositis, late ellipsoideis vel oblongis, levibus, atris, 1-3 mm. longis, 0,5-1 mm. latis; ascis subcylindraceis, 120-170  $\mu$  longis; sporidiis oblongis vel subfusiformibus, 7-10-septatis, muriformibus, 35-50  $\approx$  12-16. 6984

*Hab.* in ligno decorticato *Aceris glabri* (Aceraceae), Boulder, Col., Amer. bor. (E. BARTHOLOMEW).

2. **Hysterographium andicola** Speg., Mycet. Argent. VI, Anal. Mus. Nac. Buenos Aires XXIII (1912) p. 85. — Peritheciis in ligno decorticato fusciscentis laxe gregariis, erumpenti superficialibus, longitudinalibus, 0,5-1,5 mm. longis, 200-300  $\mu$  latis, utrinque acutiusculis, carbonaceis, latiuscule hiantibus, disco sanguineo, labiis acutiusculis, contextu indistincto; ascis cylindraceis, basi breviter emucato-pedicellatis 4-8-sporis, 110-180  $\approx$  14-20, paraphysibus filiformibus apice elathrato-ramulosis, coalescentibus atque rubris obvallatis; spori- 6985

diis ellipsoideis, oblique monostichis, typice transverse 5-septatis, raro 3-6-septatis, ad septa leniter constrictis, medio validius, longitudinaliter 1-, raro 2-septatis, obscure fuliginis, 18-26  $\times$  8-12. — Jodi ope ascorum membrana perditate caerulescit.

*Hab.* in ramis et truncis aridis *Tricyclaea spinosa* e (Nyctaginaceae), et *Condalia lineata* e (Rhamnaceae), in dumetis Potrerillos prope Mendoza, Argentina.

3. **Hysterographium praeandinum** Speg., Mycet. Argent. VI, Anal. Mus. 6986  
Nac. Buenos Aires XXIII (1912) p. 87. — Peritheciis sparsis vel gregariis, ligno denudato infuscatoque erumpenti-superficialibus, elongatis, 0,5-1,5 mm. longis, 250  $\mu$  latis, subcarbonaceis, atris, opacis, rima latiuscula dehiscens, disco sordide atro, contextu indistincto; ascis cylindratis, breviter attenuato-pedicellatis, 100-120  $\times$  12-14, jodi ope leniter caerulescentibus, paraphysibus filiformibus, simplicibus, densiuscule obvallatis; sporidiis ellipsoideis, rectis vel vix subinaequilateralibus, utrinque rotundatis, obscure olivaceis, 18-20  $\times$  8-10, transverse 3-(rarius 4-5) septatis, medio validius constrictis, loculis medianis, supero saepe majore, longitudinaliter divisis.

*Hab.* in caudicibus ramisque deiectis aridis *Bulnesia retamo* (Zygophyllaceae), in montanis Camperito, Sierra Pié de Palo et *Tricyclaea spinosa* e (Nyctaginaceae), in rupestribus Potrerillos prope Mendoza, Argentina.

4. **Hysterographium cuyanum** Speg., Mycet. Argent. VI, Anal. Mus. 6987  
Nac. Buenos Aires XXIII (1912) p. 86. — Peritheciis omnino superficialibus, gregariis, elongatis, superne planis, 500-1000  $\times$  200-250, atris, nitidis, carbonaceis, rima angusta, labiis obtusiusculis dehiscens, inferne eximie coarctatis obsoleteque substipitatis, contextu indistincto, disco atro; ascis cylindratis, breviter cuneato-pedicellatis, 120  $\times$  17-18, paraphysibus filiformibus supra medium bis vel ter furcatis non coalescentibus copiose obvallatis; sporidiis distichis, subclavulatis, leniter inaequilateralibus vel subcurvulis, transverse 7-(rarius 5-vel 9) septatis, constrictis, septo longitudinali plerumque unico, pallide fuliginis, 28-32  $\times$  12-14.

*Hab.* in ligno denudato induratoque truncorum *Bulnesia retamo* (Zygophyllaceae), in montanis Camperito, Sierra Pié de Palo, Argentina. — Ab *H. australe* Speg. peritheciis superficialibus nitidulis et sporidiis densius septatis distinctum.

5. **Hysterographium Vanderystii** Bres., Champ. Congo belge, Bull. Jard. Bot. Bruxelles IV, 1 (1913) p. 9. — Peritheciis superficialibus dense

gregariis, raro sparsis, nigris, carbonaceis, oblongo-subnavicularibus, rectis vel raro flexuosis, rima longitudinali percursis, 0,5-1,5 mm. longis,  $\frac{1}{5}$  mm. crassis; ascis cylindraceutis, breviter stipitatis, 100-110  $\approx$  10-12, paraphysibus copiosis conglutinatis ascos 15-20  $\mu$  superantibus; sporidiis monostichis vel subdistichis, fuligineo-olivaceis, transverse 3 (rarissime 4)-septatis, ad septa demum constrictis, loculo uno vel etiam altero medianis longitudinaliter septatis, 13-15  $\approx$  6-7.

*Hab.* in lignis vetustis, Kisantu, Congo (H. VANDERYST).

**POLHYSTERIUM** Speg., Mycet. Argent. VI, Anal. Mus. Nac. Buenos Aires, XXIII (1912) p. 87. — Etym. *polys* et *Hysterium*. — Perithecia superficialia, carbonacea, rimis pluribus subparallelis vel subconcentricis dehiscencia. Asci octospori paraphysati. Sporidia pluri-septato-muriformia, olivacea. — Est *Hysterographium* compositum.

1. **Polhysterium cuyanum** Speg., loc. cit., e. ic. — Peritheciis plus minusve dense gregariis, superficialibus, atris, glabris, opacis, superne depressis, 1-2 mm. diam., rimis 2-3 concentricis vel subparallelis dehiscencia, labiis modice hiantibus, contexta carbonaceo; ascis cylindraceuto-clavatis, brevissime pedicellatis, 75-100  $\approx$  12-20, paraphysibus filiformibus parum longioribus cinctis; sporidiis mono-vel distichis, rectis vel leniter inaequilateris, subellipsoideis, olivaceis, 16-22  $\approx$  6-9, transverse 3-5-septato-constrictis, loculis centralibus septo longitudinali divisis. 6989

*Hab.* in ligno denudato induratoque truncorum *Prosopidis nigrae* (Leguminosae), Huillapima prope Catamarca, *P. alpatacineae* non *Condaliae lineatae* (Rhamnaceae), circa Potrerillos prope Mendoza, Argentina.

**GRAPHYLLIUM** Clem. — Syll. XVI p. 1145, XVII p. 913.

1. **Graphyllum dakotense** Rehm, Ann. Mycol. XIII, 1915, p. 3. — Perithecia gregaria, epidermidi innata, linearia, recta, utrinque obtusa, longitudinaliter in culmo posita, glabra, nigra, rima angustissima percursa. 0,5-1,5 mm. longa, interdum  $\frac{1}{5}$  mm. longe aggregata, 0,1 mm. lata, parenchymatice nigro-fuscidule contexta, membranacea; ascis oblongo-clavatis, apice rotundatis, sessiles, 70-85  $\approx$  12, 8-spori; sporae ovoideae, transverse 3-, modo in cellulis mediis longitudinaliter 1-septatae, flavo-fuscae, 15-18  $\approx$  6-7, distichae; paraphyses nullae. 6990

*Hab.* in culmis *Andropogonis scoparii* (Graminaceae),

N. Dakota et ad culmos *Phragmitidis communis* (Graminaceæ), Wiedmer Lake, N. Dakota, America bor. (BRECKLE). — A *Gr. graminis* (= *Hysterangium* Ell. et Ev.) et *Gr. Chloës* Cl. sporarum characteribus diversa.

2. **Graphyllum Chloës** Clem. — Syll. XVII p. 913 — var. **Junci** Peck 6991 in N. Y. State Mus. Bull. 157 (1911) p. 48 et 110 (1912). — A typo differt sporis ad septa non constrictis et paraphysibus obsoletis vel carentibus.

*Hab.* in culmis *Junci balticæ* (Juncaceæ), Scotia, Nebraska, Amer. bor. (J. M. BATES).

### Sect. 7. **Scolecosporæ**

**HYPODERMA** DC. — Syll. II p. 784, IX p. 1113, XI p. 389, XIV p. 719, XVI p. 669, XXII p. 575.

1. **Hypoderma Laminariæ** Sutherland in Trans. Brit. Myc. Soc. V, pt. I, 6992 1914, p. 153 (1915). — Peritheciis in areis circularibus, gregariis, immersis, ellipsoideo-elongatis, apicibus acutis, 150-220  $\mu$  longis. 130  $\mu$  circ. latis, scissuris longis apertis, parte superiore atris, carbonaceis, basi submembranaceis, pallide brunneis; ascis clavatis apice attenuatis, octosporis, 69-90  $\times$  12,5-14; paraphysibus filiformibus, apice leviter inflexis vel dilatatis; sporidiis distichis, fusiformibus vel ovoideis, hyalinis, 1-septatis, leniter constrictis, flavescensibus, 20-25  $\times$  5-7,5.

*Hab.* in thallo vivo *Laminariæ saccharinæ* (Algae), Orkney, Scotia.

2. **Hypoderma deformans** J. R. Weir, Journ. Agr. Res. VI (1916) p. 277, 6993 c. ic. et tab. — Ascomatibus atris, nitentibus, 10 mm. circ. longis et 1 mm. latis, haud raro longe seriatis, rima longitudinali mediana apertis; ascis fusoides, subsessilibus, 160-200  $\times$  26-43 (typice 170-185  $\times$  27-29); paraphysibus copiosis, filiformibus, apice leniter incrassatis vel curvatis; sporidiis parallele vel oblique in asco positis, ut plurimum leniter curvatis, aequaliter latis, cylindricis, apice obtusis, maturis medio 1-septatis, e hyalino dilute olivaceis, octonis, 90-130  $\times$  6-10, saepius 108-117  $\times$  7,5-8,5; pycnidiis intermixtis 5 mm. longis, sporulis elongatis, angustis, interdum leniter curvatis, hyalinis, continuis, 8  $\times$  1.

*Hab.* in acubus vivis *Pini ponderosæ* (Coniferæ), Sumpter, Oreg., Amer. bor.

3. **Hypoderma tenellum** Sacc., Notae Mycol. XX, in Nuovo Giorn. bot. 6994

it. N. S., v. 23., 1916, p. 189.— Peritheciis dense gregariis, oblongis, saepe irregularibus 0,5-1 mm. long., 0,2 mm. lat., membranaceis, atro-nitidis, demum longitrorsum rimosis, applanatis, siccis plicatulis, contextu tenuiter parenchymatico, cellulis cuboideis, rimam versus verticaliter parallelis, dilute fuliginis, prope rimam densioribus opacis; hypothecio tenui; ascis tereti-clavatis 55-60  $\approx$  6-7, rarius brevioribus 25  $\approx$  7, indistincte paraphysatis; sporidiis distichis, oblongis v. oblongo-clavulatis 8-10  $\approx$  2-2,5, hyalinis, saepius leviter curvis.

*Hab.* in caule emortuo *Thalictri dioici* (Ranunculaceae), Bennets, N. Y., Amer. bor. — Habitus fere *Hypod. communis* sed minus et ascis et sporidiis multo minoribus. Videtur adesse in eodem caule forma longiasca et breviasca.

**LOPHODERMIIUM** Chev.— Syll. II p. 791, IX p. 1124, XI p. 390, XIV p. 720, XVI p. 670, XVII p. 913, XXII p. 579.

1. **Lophodermium cedrinum** Maire, Bull. H. N. de l'Afr. du Nord, 1917, 6995 p. 174. — Peritheciis subcarbonaceis ellipticis v. oblongis, 0,5-1  $\approx$  0,3-0,5 mm., cuticula tectis, convexis, dimidiatis, nigris, nitidulis, rima longit. dehiscentibus, margine acutiuseculo, pilis hyalinis dense conglutinatis vestito; hymenio udo griseo-pallido; ascis 8-sporis, longe clavatis, apice obtusis, tenui-tunicatis, 225-250  $\approx$  15-18, filiformi-paraphysatis, paraphysibus 1  $\mu$  cr., saepe apice incurvis v. circinatis et 2-2,5  $\mu$  incrassatis; sporidiis filiformibus, hyalinis, apice vix incrassato rotundatis, basi acutulis, guttulis oleosis faretis, rectis curvulisve, saepe sub ascis apice spiraliter contortis, ascum totum fere implentibus, 110-165  $\approx$  2-2,5. Status pycnidicus *Labrella cedrina* Dur. et Mont. — Syll. III p. 648: sporulis 4-6  $\approx$  0,7-1; sporophoris 10-12  $\approx$  0,8-1.

*Hab.* in foliis seu acubus, lineis nigris ex partibus delapsis, *Cedri atlanticae* (Coniferae), in M. Atlas de Blida, Mauretania, Africa bor.

2. **Lophodermium Chamaecyparissi** Shirai et Hara in Bot. Magaz. Tokyo 6996 XXV (1911) p. 69, tab. 2 fig. 1-2. — Peritheciis singulis vel aggregatis, subepidermicis, pustulas minutas atras elevatulas formantibus, ambitu ellipticis vel rotundatis, 500-800  $\approx$  300-500, 300-350  $\mu$  altis, longitudinaliter dehiscentibus; ascis cylindraceis vel clavatis, apice obtuse tenuatis, octosporis, 50-60  $\approx$  5-5,5, paraphysibus filiformibus, apice vix inflatulis ibique simplicibus vel ramosis; sporidiis fasciculatis, filiformibus vel acicularibus, unicellularibus, 40-

50  $\approx$  0,5-0,7, hyalinis.

*Hab.* in foliis adhuc vivis *Chamaecyparis obtusae* (Coniferae), Prov. Mino, Kawayue-mura, Japonia (K. HARA).

3. **Lophodermium gilvum** Rostrup, Tids. Skovbrug. VI p. 283 (1883) et 6997  
Lind Fung. Dan. Rostr. p. 148 (1913). — Peritheciis sparsis epiphyllis, innato-immersis, oblongatis vel linearibus, epidermide tectis, gilvidis; ascis numerosis, sessilibus, cylindraceo-clavatis, 75-80  $\approx$  10-12; paraphysibus filiformibus, numerosis, apice flexuosis, 80-85  $\mu$  longis; sporidiis octonis filiformibus, hyalinis, multiguttulatis, 70  $\approx$  2.

*Hab.* in foliis *Pini austriacae* (Coniferae), in Dania.

4. **Lophodermium amplum** Davis, Parasit Fungi Wisconsin, V, Trans. 6998  
Wisc. Ac. of Sc. etc. XIX, 1919, P. II, p. 695. — Maculis sordidis v. areis foliorum terminalibus; peritheciis amphigenis prominentibus, nigris, ellipsoideis, 0,5-1 mm. long.; ascis e cylindraceis clavato-cylindraceis, apice angustatis quandoque curvis 90-165  $\approx$  18-30; sporis mucro immersis, hyalinis, continuis, clavato-cylindraceis, basi attenuatis, raro cylindraceo-fusoideis, 30-72  $\approx$  3-6; paraphysibus numerosis, filiformibus, ascos parum superantibus.

*Hab.* in foliis *Pini Banksianae* (Coniferae), Wisconsin pluribus locis, Amer. bor. — *Loph. pinastri* proximum sed differt quia parasiticum etc.

5. **Lophodermium rotundatum** Sydow, Annales Mycologici XII, 1914, 6999  
p. 201. — Peritheciis hypophyllis, sparsis, innatis, sine maculis, convexo-prominulis, rotundatis v. breviter ellipticis, 0,15-0,35 mm. long., 0,15-0,25 mm. latis, atris, rima tenuissima dehiscentibus; ascis cylindraceis, apice obtusis, sessilibus, 65-85  $\approx$  4-5, octosporis, tenuissime paraphysatis; sporidiis parallele stipatis, filiformibus, rectis, multiguttulatis, hyalinis, 60-80  $\approx$  0,75.

*Hab.* in foliis emortuis *Dilleniae* sp. (Dilleniaceae), Los Baños prov. Laguna, ins. Philippinens (C. F. BAKER). — A *L. Mangiferae* Koord. et *L. Canangae* P. Henn. et E. Nym. peritheciis minoribus, rotundatis v. breviter ellipticis diversum.

6. **Lophodermium maculare** (Fr.) De Not. — Syll. II p. 791 — fm. **Arc-** 7000  
**tostaphyli** Rehm, Ber. Bayer. Bot. Ges. XIII (1912) p. 116. — Ascis ad 120  $\approx$  8; sporidiis ad 70  $\approx$  2 sed magnitudine valde ludibundis.

*Hab.* in foliis *Arctostaphyli alpinae* (Ericaceae), in Bavaria et Tirolia.

7. **Lophodermium Aleuritidis** Rehm, Ascomyc. Philipp. V, et VII Leaflets 7001  
of Philipp. Botany, VI (1914) p. 2232 et VIII, 1916, p. 2925. —

Peritheciis maculis epiphyllis discoideis, dilute brunneo-exsiccatis, 5-8 mm. latis, mox confluentibus gregarie innatis, orbicularibus, mox elongato-ellipsoideis, utrinque obtusis, atris, 0,5 mm. usque longis, 3 mm. latis, medio rima longitudinali tenuissima pereursis, parenchymatice contextis; hymenio 40  $\mu$  alto; ascis cylindraceutis, 70  $\times$  5, octosporis; sporidiis filiformibus, rectis, hyalinis, 50  $\times$  0,5, parallelis; paraphysibus filiformibus.

*Hab.* in foliis emortuis *Aleuritis moluccanae* (Euphorbiaceae), Luzon, Prov. Laguna, Los Baños, ins. Philipp. (S. A. REYES et C. F. BAKER).

8. **Lophodermium Sacchari** Lyon, Hawaiian Pl. Rec., 1913, 9., p. 601 7002  
 Caum, Bull. Exp. St. Hawai, Sug. Planter's Ass., III, P. I, 1921 p. 76 fig. 1-3.— Peritheciis nerviculis lineariter dispositis, primum subepidermicis dein erumpentibus, nigris 1-3 v. usque 4 mm. long.  $\frac{1}{4}$ - $\frac{1}{2}$  mm. latis, longitudinaliter dehiscens; ascis cylindraceutis, tenuiter tunicatis 85-100  $\times$  4-5, paraphysibus filiformibus apice quandoque furcatis obvallatis; sporidiis hyalinis bacillaribus 48-55  $\times$  1-1,5.

*Hab.* in *Saccharo officinarum* (Graminaceae), Hawaii.

9. **Lophodermium arundinaceum** (Schrad.) Chev. \* **L. alpinum** Rehm in 7003  
 Ber. Bayer. Bot. Ges. XIII (1912) p. 119. — A typo differt praecipue sporidiis latoribus, 45-70  $\times$  3,5-4,5.

*Hab.* in foliis *Graminum* in Tirolia, Bavaria, etc.

10. **Lophodermium Planchoniae** Rehm, Ascum. Philippin. VII, in Lea- 7004  
 ft. of Philippin. Bot. VIII, 1916, p. 2925. — Perithecia in maculis orbicularibus, circa 0,5 cm. latis, fusciculis, tenerrime nigro-marginatis, epi-, rarius hypophyllis, gregarie innata, primitus hemisphaerica, mox ellipsoidea, recta vel curvatula, nigra, rima tenuissima longitudinali, interdum triangulariter aperta, marginibus non distantibus, nitentia, 0,5-0,8 mm. lata vel longa; ascis cylindraceutis, apice rotundatis, 50-60  $\times$  4-5, 8-sporis; sporis filiformibus, rectis, pluriguttulatis, hyalinis, 40  $\times$  1, parallele positae; paraphysibus filiformibus, hyalinis, 1  $\mu$  diam., apice non curvatis.

*Hab.* ad folium *Planchoniae spectabilis* (Lecythidaceae), Los Baños, Ins. Philipp. (C. F. BAKER).

11. **Lophodermium subtropicale** Speg., Mycet. Argent. VI, Anal. Mus. 7005  
 Nac. Buenos Aires XXIII (1912) p. 88. — Peritheciis maculis pallescentibus, determinatis, late ambientibus, linea tenui fusca repanda limitatis insidentibus, laxissime gregariis, per epidermidem erumpentibus, elongatis, utrinque acutis, convexulis, rima angustis-

sima dehiscens, atris, opacis, 1-2 mm. longis, 400-500  $\mu$  latis, contextu indistincto; ascis cylindraceutis, utrinque attenuatis, breviter pedicellatis, 100-150  $\times$  7-8, paraphysibus filiformibus, parum longioribus, apice saepe curvulis vel inflatulis, cinctis, jodi ope nulla; sporidiis fasciculatis, filiformibus, rectis vel vix flexuosis, guttulatis, hyalinis, 75-100  $\times$  1.

*Hab.* in ramis foliisque aridis adhuc pendulis *Psidium* sp. (Myrtaceae), in dumetis prope Puerto Leon, Misiones, Argentina.

12. **Lophodermium Passiflorae** Rehm, *Ascomyc. Philipp. III*, in *Philipp. Journ. of Sci.* VIII (1913) p. 402. — Peritheciis in cortice haud decolorato dispersis, innatis, caulibus longitudinaliter parallelis, linearibus, rectis, utrinque vix acutatis, glabris, nigris, 2-4 mm. longis, 0,4 mm. latis, medio rima longitudinali percursis, labiis acutis vix distantibus; ascis cylindraceutis, apice rotundatis, octosporis, 75-80  $\times$  5-6, paraphysibus filiformibus, hyalinis, ad apicem 2  $\mu$  crassis; sporidiis parallele positis, filiformibus, rectis, guttulatis, hyalinis, 60-70  $\times$  1.

*Hab.* in caulibus emortuis *Passiflorae quadrangularis* (Passifloraceae), Luzon, Prov. Laguna, Los Baños, ins. Philipp. (BAKER). — Affine, ut videtur *L. javanicum* Penz. et Sacc.

13. **Lophodermium Bolivarii** Gz. *Frag., Trab. Mus. Nac. Cienc. Natur.*, ser. Bot. n. 4 (1914) p. 33 extr., fig. 9-10. — Peritheciis innato-superficialibus, numerosis, sparsis, membranaceis, in sicco subcoriaceis, ellipsoideis vel oblongatis, nudis, nigris, 350-400  $\times$  200-250, demum rima longitudinali dehiscens; ascis cylindraceutibus, longe attenuatis vel stipitatis, apice rotundatis vel leniter acutatis, 70-90  $\times$  10-12, medio annulatis dehiscens; paraphysibus copiosissimis, filiformibus, rectis, apice valde incurvatis vel flexuosis, pluriguttulatis, ascos superantibus usque ad 100-120  $\times$  1,5-2; sporidiis filiformibus, linearifusoideis, utrinque attenuatis, rectis, curvulis vel flexuosis, 50-60  $\times$  1-1,5, hyalinis, pluriguttulatis, parallele fasciculatis.

*Hab.* in caulibus siccis vel emortuis *Paeoniae Broterii* (Ranunculaceae), in montibus Carpetanis, Hispania.

14. **Lophodermium reyesianum** Rehm, *Ascomyc. Philipp. V*, *Leaflets of Philipp. Botany VI* (1914) p. 2233. — Ascematibus in maculis circularibus, saepe confluentibus, flavidule decoloratis, 1-3 cm. latis plerumque gregariis, epiphyllis, innatis, atris, primitus convexulis, clausis, mox lirelliformibus, medio longitudinaliter apertis, labiis arcuato conniventibus, rectis vel subcurvatis, utrinque obtusis, gla-

bris, 0,5-1,5 mm. longis, 0,2-0,4 mm. latis, siccis applanatis; ascis cylindraceo-clavatis, apice rotundatis, octosporis,  $95 \approx 5$ ; paraphysibus filiformibus,  $1,5 \mu$  cr., ad apicem subcurvatis; sporidiis filiformibus, rectis, continuis, guttulatis, hyalinis,  $50 \approx 1$ , parallele dispositis.

*Hab.* in foliis delapsis ignotis in silva, Luzon, Prov. Laguna, Los Baños, ins. Philipp. (S.A.REYES).—*L. Mangiferae* cui proximum, imprimis ascomatibus minoribus differre videtur.

**LOPHIUM** Fries — Syll. II p. 799, IX p. 1126, XVII p. 914.

1. **Lophium schizosporum** Maire, Bull. Soc. H. N. de l'Afr. du Nord, 7099 1917, p. 172.— Peritheciis nigris, nitidis, subcarbonaceis, fragilibus, in subiculo lanoso atro-brunneo, copioso, sparsis, sessilibus, erectis,  $0,5 \approx 0,3-0,4$ , securiformibus, acie apicali basi subaequali v. latiori, faciebus transverse striatis, basi hyphis atro-brunneis (hyphis subiculi similibus) lanata; ascis octosporis cylindraceis, basi longissime attenuatis, apice rotundatis, crasse tunicatis,  $400-500 \approx 10-12$ ; paraphysibus copiosis, filiformibus,  $1 \mu$  cr., multiseptatis, hyalinis, non v. parce ramosis, rectis; sporidiis primitus filiformibus, hyalinis, fasciculatis,  $\frac{2}{3}-\frac{3}{4}$  longitudines ascis aequantibus, multiseptatis, dein dilute brunneis, mox in articulos numerosissimos cylindricos  $17-30 \approx 3$ , 5-8-septatos, utrinque rotundatos secedentibus.

*Hab.* in ramis delapsis *Ilicis Aquifolii* (Aquifoliaceae), in M. Atlante, Afr. bor.

**ACROSPERMUM** Tode — Syll. II p. 807, IX p. 1128, XIV p. 723, XVI p. 1146, XXII p. 578.

1. **AcrospERMUM parasiticum** Syd. in Syd. et Butl., Ann. Mycol. IX, 7010 1911, p. 379. — Maculis distinctissimis, irregularibus, expansis,  $\frac{1}{2}-4$  cm. long., superne sordide albis, inferne saepe rufis v. alborufis, linea obscuriore cinctis; peritheciis hypophyllis, paucis subinde etiam epiphyllis, solitariis v. saepius binis trinis (raro quaternis) fasciculatis, erectis, rectis, teretibus, cylindraceo-clavatis, in vivo haud v. vix compressis, apice obtuse attenuatis, parte superiore  $200-280 \mu$  cr., deorsum multo angustioribus et  $120-160 \mu$  latis, totis  $900-1200 \mu$  long., atro-brunneis, sursum pallidioribus, in sicco atris; ascis cylindraceis,  $250-400 \approx 4-6$ , octosporis; sporidiis ascorum longitudine,  $1 \mu$  cr.; paraphysibus ascos superantibus,  $1 \mu$  cr.

*Hab.* in foliis vivis v. languidis *Heptapleuri venulosi* (Araliaceae), Kumaon Himalaya, Indiae or. (INAYAT)

2. **Acrospermum Bromeliacearum** Theiss., Broteria, Bot., v. XII, 1914. 7011  
 fasc. 1, p. 26, fig. 5 — Maculis nullis. Perithecia innata, sicca nigra, erecta, solitaria v. rarius e stipite communi geminata, subulato-glossoidea, medio latiora compressa, 1,5-2 mm. longa, medio 0,4 basi 0,25 mm. lata hyphis radiantibus ascendentibus hyalino-vio-laceis 5  $\mu$  cr. ornata; asci 220-280  $\approx$  5-6, paraphysibus filiformibus tenerimis ascos vix superantibus. Sporidia filiformia hyalina, ascorum longitudine, septis fere imperceptilibus in articulos 8-10  $\mu$  long. divisa.

*Hab.* in foliis Bromeliaceae, Sao Leopoldo, Brasiliae (J. RICK).

3. **Acrospermum Maxoni** Farlow in L. W. Riddle, Mycologia, 12., 1920. 7012  
 p. 179, tab. II fig. 1-5. — Perithecia solitaria dispersa aut rarius geminata, superficialia erecta, 0,7-1,3 mm. altit., 0,22-0,3 mm. latit., clavata compressa, apice rotundata vel obtusa, infra in stipitem tenuem cylindraceum attenuata (stipite 0,2-0,27 mm. altit., 0,07-0,09 mm. diam.), primitus clausa dein ostiolo ellipsoideo aperta, sicca coriacea, madefacta carneo-cartilaginea, fusco-nigra nitida, apice argillaceo, basi mycelio distincto irregulare rotundato arachnoideo circumcineta, centro fusco, margine stramineo; asci 8-spori anguste cylindracei elongati, circa 400  $\approx$  5; sporidiis hyalinis filiformibus irregulariter flexuosis haud spiraliter contortis, continuis, parum brevioribus quam ascis, circa 1  $\mu$  latis; paraphysibus copiosis capillaribus.

*Hab.* in frondibus vivis Polypodii induentis et erecti (Filices), pluribus locis, Panama, Costa Rica, Jamaica, America bor. (W. R. MAXON, L. M. UNDERWOOD).

4. **Acrospermum Elmeri** Syd. in Leaflets of Philipp. Bot. VI (1913) 7013  
 p. 1931. — Maculis amphigenis, irregularibus, valde conspicuis, magnis, pallidis insidens; peritheciis solitariis vel saepe etiam pluribus, 2-6, basi connatis, cylindraceo-clavatis, in sicco valde compressis, 0,5-1,25 mm. altis, 200-300  $\mu$  latis, apice obtusis, griseo-brunneis vel cinnamomeo-brunneis, ad apicem dilutioribus, vix vel non stipitatis; ascis cylindraceis, 200-450  $\approx$  4, octosporis; paraphysibus ascos superantibus, tenuissimis; sporidiis tenuissime filiformibus, eguttulatis, non septatis, hyalinis, ascorum fere longitudine, 0,5  $\mu$  crassis.

*Hab.* plerumque in pagina inferiore foliorum vetustorum Do-naeicannaeformis (Graminaceae), Cabadbaran, Mindanao, ins. Philipp.

5. **Acrospermum latissimum** Sydow, Leaflets of Philipp. Bot. V (1912) 7014 p. 1544. — Maculas amphigenas orbiculares vel irregulares, 3-10 mm. longas, primo avellaneas dein expallentes, ochraceas vel albidas, distincte sed anguste atropurpureo marginatas efformans; peritheciis in maculis sparsis, solitariis, haud pluribus basi connexis, clavatis, humidis superne teretibus, in sicco compressis, brevissime crasseque stipitatis, atro-brunneis, 400-600  $\mu$  longis, clavula 150-180  $\mu$  crassa, contextu brunneo; ascis cylindraceutis, apice rotundatis et incrassatis, deorsum attenuatis et breviter stipitatis, 260-325  $\times$  14-16, octosporis; paraphysibus numerosis, filiformibus, tenuissimis, 0,75-1  $\mu$  cr., ascos aequantibus vel leniter superantibus; sporidiis parallele positis, crasse filiformibus vel vermiformibus, flexuosis, hyalinis, utrinque obtusis, usque ad 300  $\mu$  longis, 3,7-4,5  $\mu$  crassis, saepissime distinctissimeque septatis (ca. 40-70-septatis), ad septa haud constrictis, loculis singulis quoad longitudinem inaequalibus, 3-8  $\mu$  longis.

*Hab.* in foliis vetustis *Derridis mindorensis* (Leguminosae), Puerto Princesa, Palawan, ins. Philipp. — Ob ascos et sporidia insolite lata species facillime dignoscenda.

6. **Acrospermum syconophilum** Speg., Mycet. Argent. VI, Anal. Mus. 7015 Nac. Buenos Aires XXIII (1912) p. 89. — Maculis amphigenis, repando-discoideis, subdeterminatis, 5-15 mm. diam., superne cinereis interne avellaneis; peritheciis hypophyllis, sparsis vel hinc inde 3-5-gregariis, innato-erumpentibus, dein subsuperficialibus, cylindraceuto-ellipsoideis, 300-400  $\mu$  altis, 180-200  $\mu$  diam., atris, glabris, levibus, apice obtusis et umbilicato-ostiolatis, contextu olivaceo indistincto; ascis subcylindraceutis, breviter pedicellatis, 225-250  $\times$  7-8, ? paraphysatis, cito diffluentibus; sporidiis fasciculatis, filiformibus, tenuissimis, rectiusculis, utrinque acutiusculis, 200  $\times$  1, 1-septatis ac eguttulatis.

*Hab.* in foliis languidis *Urostigmatis radulae* (Moraceae), in silvis prope Puerto León, Misiones, Argentina.

7. **Acrospermum Puiggarii** Spegaz., Rel. Mycol. trop. etc. in Bol. Ac. 7016 Nac. Cienc. Córdoba, t. 23., 1919, Extr. p. 121. — Sparsum v. laxissime gregarium, clavatum, in sicco corneum; perithecio atro laevi opaco, superne obtusissime rotundato, deorsum in pedicello parum breviori pallido subpellucido crassiusculo insititio attenuato, 1-1,5 mm.  $\times$  250-300  $\mu$  cr.; ascis linearibus praelongis paraphysatis 400  $\times$  10; sporis filiformibus tenuibus continuis fere ascorum longitudine, hyalinis, 350  $\times$  1.

*Hab.* ad *Muscos corticolos*, prope *Apiaty Brasilia*, America austr. trop. (J. PUIGGARI).

## APPENDIX

**Fam. Pseudosphaeriaceae** sensu Theiss. et Syd., Ann. Myc. 1918, p. 1. — Fructificatio stromatica simplex (pseudosphaeriacea) nee composita (dothideacea), et tunc duo Ordines sistunt: Pseudosphaeriales et Dothideales. Membrana uniformi, asci e lata basi versus apicem convergentes. Ad Pseudosphaeriales Familiae nonnullae Pyrenomycetorum adscriptae sunt, de quibus confr. in l.c.— Sec. AA. gen. ad Pseudosphaeriaceas (+ Montagnelleae) hucusque pertinentia: *Haplothecium*, *Montaguellina*, *Pyreniella*, *Cryptosporina*, *Haplodothis*, *Pseudosphaerella*, *Diplochorella*, *Cyclodothis*, *Scirrhiachora*, *Crotone*, *Phragmosperma*, *Montagnella*, *Hyalocurreya*, *Curreya*, *Epibotrys*, *Ophiocarpella*.

**PSEUDOPLEA** v. Höhnelt, Ann. Mycol. 16., 1918, p. 162.— Stromata parva perithecioida rotundata immersa apice prominentia, ostiolo distincto destituta, parenchymatica. Asci capitati, pauci tantum ovoidei, octospori. Sporidia elongata hyalodictya. — Typ. gen.:

1. **Pseudoplea briosiana** (Poll.) v. Höhn., *Pleosphaerulina briosiana* Pol-lacei, Syll. XVI p. 554. 7017

**MONASCOSTROMA** v. Höhnelt, Ann. Mycol. 16., 1918, p. 160.— Stromata parva immersa cupuliformiter prominula, parenchymatica, apice demum irregulariter tenuiterque aperientia. Loculi monoasci. Asci globoso-ovoides octospori. Sporidia phaeodidyma. — Typ. gen.:

1. **Monascostroma innumerosa** (Desm.) v. Höhn., l. c., *Hendersonia innumerosa* Desm., Syll. III p. 451. 7018

**SCLEROPLEELLA** v. Höhnelt, Ann. Mycol. 16., 1918, p. 158.— Stromata immersa, rotundata v. elongata, simplicia v. aggregata, intus pallide plechtenchymatica extns crusta brunnea limitata. Asci aggregati, breves, lati, octospori. Sporidia phaeophragmia.— Typ. gen.:

1. **Scleropleella personata** (Niessl) v. Höhn., l. c., *Leptosphaeria personata* Niessl, Syll. II p. 59.— Hinc gen. pertinent etiam verisimiliter *Lept. Silenes acaulis* De Not., *Lept. plemeliana* Niessl, *Sphaerella primulaecola* Wint. 7019

- EPIPOLAEUM** Theiss. et Syd., Ann. Mycol. 16., 1918, p. 7. — Fructificatio perithecioidea, immersa, parietibus crassis stromaticis parenchymaticis praedita infra depressa et hyphis tecta; hymenium basilare. Asci distincti octospori, poro nullo. parietibus crassis. Sporidia phaeodidyma. — Habitus *Herpotrichiae* Fuck. — Typ. gen. :
1. **Epipolaeum irradians** (Pat.) Th. et Syd. l. c., *Asterina irradians* Pat., 7020 Syll. XI p. 255.
- PHANEROCOCCUS** Theiss. et Syd., Ann. Mycol. 16., 1918, p. 9. — Fructificatio globosa perithecioidea, crasse parenchymatica, levi, mycelio destituta. Loculi monasci, basilares; asci cylindraceuti octospori. Sporidia hyalophragma. — Typ. gen. :
1. **Phaneroascus Feijoa** (Rehm) Th. et Syd., l. c., *Asteridium Feijoa* 7021 Rehm, Syll. XVI p. 1142.
- ACANTHARIA** Theiss. et Syd., Ann. Mycol. 16., 1918, p. 15. — Est *Hypophlegma* mycelio setulis distinctis praeditum (enfr. supra p. 252). — Typ. gen.:
1. **Acantharia echinata** (Ell. et Ev.) Th. et Syd., l. c., *Dimerosporium* 7022 *echinatum* Ell. et Ev., Syll. XI p. 259.
- AMEROSTEGE** Theiss., Verh. Zool.-bot. Ges. Wien, Bd. 66., 1916, p. 396. — Clypeo epidermali. Perithecia membranacea, immersa, clypeo perforantia. Asci clavati apophysati octospori. Sporidia hyalina simplicia. — Typ. gen. :
1. **Amerostege pseudo-pustula** (Br. et Har.) Theiss., l. c. cum icone, *Phy-* 7023 *salospora Pseudo-pustula* Berk. et Curt., Syll. IX p. 594.
- PSEUDOPLEOSPORA** F. Petrak, Ann. Mycol. 17., 1919, p. 84. — Perithecia immersa elongata non ostiolata sed apice rima longitudinali irregulari praedita, vix prominentia, intus uni- v. incomplete 2-3 locularia; asci octospori, paraphysati; sporidia colorata 3-5 septata et septo long. plus minus distincto praedita. — Genus incertae sedis.
1. **Pseudopleospora ruthenica** F. Petrak, l. c. — Peritheciis 0,4-1 mm. 7024 long., 120-250  $\mu$  latis et altis, apice rima 300  $\mu$  longa 90  $\mu$  lata irregulariter apertis; ascis cylindraceutis clavatis v. cylindraceutis, apice late rotundatis subsessilibus v. breviter pedicellatis, 90-130 (plerumque 100  $\mu$ ) long. 11-13  $\mu$  latis, octosporis; sporidiis elongato-ovoideis v. piriformibus, rectis v. parum inaequalibus, ad septa

non, v. vix constrictis, olivaceo-brunneis, 20-26  $\times$  7-8, paraphysibus parum distinctis filiformibus ascos parum superantibus.

*Hab.* ad caules emortuos *Eupatorii cannabini* prope Strzalkow prope Stryi, Galizia austr. (F. PETRAK).

## \*) DISCOMYCETAE

Syll. VIII p. 3, X p. 1, XI p. 391, XIV p. 378, XVI p. 695, XVIII p. 1, XXII p. 579.

### *Fam.* 1. **Myriangiaceae** NYL.

Cl. THEISSEN ex Myriangiaceis affinisque fungis novum Ord. Myriangiales condidit, cuius systema hoc modo composuit:

#### **Myriangiales** Starb.

Theissen, Verh. k. k. zool.-bot. Ges. Wien, 1916, p. 311; Theissen et Sydow, Ann. Mycol. 15., 1917, p. 433.

#### A. Fructificatio intramatricialis, extus indeterminata **PROTOMYRIANGIEAE** Th. et Syd.

- a) Stroma hyalinum plechtenchymaticum, intus extusque conformi **ELSINGËAE** v. Höhn.
- b) Stroma hyalinum, plechtenchymaticum, extus cortice obscuriore limitatum **PLECTODISCELLAEAE** Woronin.

#### B. Fructificatio libera superficialis, distincta **EUMYRIANGIEAE** Theiss.

- a) Stroma homogenum, sclerotiacum, incolore, extus tantum mucro nigrescenti vestitum **MYXOMYRIANGIACEAE** Th.
- b) Stroma extus distincte parenchymaticum nec mucosum

##### I. Stroma interstitiale cellulare

1. Asci pluriseriati **MYRIANGIACEAE** Nyland.
2. Asci uniseriati **SACCARDIACEAE** v. Höhn.

##### II. Stroma interstitiale paraphysoidum **DOTHIORACEAE** Th. et Syd.

\*) Cnfr. REHM, Zur Kenntnis der Discomyceten Deutschl. (in Ber. Bayer. Bot. Ges. 1912-1914), ubi permultae observationes criticae, emendationes e additamenta occurrunt.

Sect. 1. **Hyalosporæ**

**BAGNISIELLA** Speg. — Syll. II p. 589, IX p. 1004, XVI p. 616, XXII p. 407.

1. **Bagnisiella Diantheræ** J. M. Lewis, Mycologia 4., 1912, p. 70, t. 7025 58-61. — Stromate erumpente pulvinato lineari, 10-30 mm. longo 2-4 mm. lato, nigro levi demum rugoso-tuberculato; peritheciis numerosis e subglobo elongatis stromate immersis, 475-550  $\times$  300-350, ostiolo elongato; ascis clavatis aparaphysatis octosporis, 50-65  $\times$  10-15; sporidiis biseriatis hyalinis continuis allantoideis, 6-9  $\times$  2. — In eodem stromate primum evolvuntur conidiophora ramosa fasciculata conidiis hyalinis ovalibus unicellularibus, 10-15  $\times$  3, praedita.

*Hab.* in caulibus vivis *Diantheræ americanae* (Acanthaceae), Austin Texas, Amer. bor.

2. **Bagnisiella Alibertiae** P. Henn., F. S. Paul. IV (Puttem.), Hedwig. 7026 48., 1908, p. 7. — Stromatibus epiphyllis raro hypophyllis innato-superficialibus, sparsis vel aggregatis, subglobo-pulvinatis, atrosu-bcarbonaceis, rugulosis, ca. 1 mm. diam.; loculis immersis, subglobosis rotundato-ostiolatis, contextu subcoriaceo, atrovioleaceis; ascis cylindraco-clavatis, obtusis, paraphysatis, 8-sporis, 70-90  $\times$  8-12; sporis oblique monostichis, oblongis hyalinis continuis (immaturis), 12-15  $\times$  4-5.

*Hab.* in foliis coriaceis *Alibertiae concoloris* (Rubiaceae), Meninos, S. Bernardo, Brasilia.

Sect. 2. **Phaeodidymæ**

**BUTLERIA** Sacc., Ann. Mycol. XII, 1914, p. 302 (Etym. a cl. E. J. BUTLER). — Ascomata perexigua, erumpenti-superficialia, pulvinato-disciformia, sessilia, carnosula, atra, fereata, intus ascos sessiles, irregulariter dispositos foeta. Asci breviusculi, aparaphysati, octospori. Sporidia didyma fuligineo-fulva. Intermixta adsunt conceptacula similia, ut videtur, conidica: conidiis oblongis continuis, hyalinis. — A gen. *Microphymate* Speg. ceterisque familiae generibus sporidiis phaeodidymis recedit.

1. **Butleria Inaghatahani** Sacc., l. c. p. 303. — Ascomatibus amphigenis, 7027 in areis vagis brunneis gregatim nascentibus perexiguis, disciformibus, immarginatis, atro-nitidulis, 80-100  $\mu$  diam., disco plano v. leviter umbilicato, contextu laxo celluloso, carnosulo, ochraceo-

brunneo; ascis inordinatis, oblongis,  $33 \approx 12$ , v. elliptico-ovoideis  $25 \approx 16$ , subsessilibus, apice late rotundatis, aparaphysatis, octosporis; sporidiis subtristichis, elliptico-oblongis, utrinque rotundatis, constricto-didymis,  $9-10 \approx 4,5$ , fuligineo-fulvis; conidiis (?) elliptico-oblongis, biguttatis,  $7-8 \approx 2,7$ , hyalinis.

*Hab.* in arcis latis, irregularibus, putrescendo sordide brunneis, leviter bullosis foliorum adhuc vigentium *Vangueriae* sp. Krishnapone, Comillae, Indiae or. (INAGATAHAN).

### *Sect. 3. Hyalophragmiae*

**EURYTHECA** De Seyn. — Syll. II p. 651, VIII p. 846, IX p. 1050, XXII p. 579, XXIV p. 538.

1. **Eurytheca trinitensis** Sydow, Ann. Mycol. XIII, 1915, p. 40, fig. 2. — 7028

Stromatibus sparsis, erumpenti-superficialibus orbicularibus vel irregularibus, planis, tota basi matriæ affixis,  $1 \frac{1}{2}-2 \frac{1}{2}$  mm. longis, 1-2 mm. latis, ca. 0,5 mm. crassis, atris, subcarbonaceis, extus non vel parum rugosis, contextu indistincte fibroso usque granuloso-grumoso; loculis numerosis, monoascigeris, omnibus fere in strato singulo sitis; ascis late saccatis, deorsum sensim attenuatis, aparaphysatis.  $72-80 \approx 42-50$ , octosporis, pariete 8-10  $\mu$  crasso; sporidiis saepe mox ex ascis eructatis, mucro conjunctis, fusoides, saepe inaequilateris, 10-14-septatis, non constrictis, hyalinis,  $60-68 \approx 17-21$ .

*Hab.* in corticibus truncorum, Blanchissense, ins. Trinidad (W. E. BROADWAY).

**ASCOSTRATUM** Sydow, Ann. Mycol. X, 1912, p. 41 (Etym. *ascus* et *stratum*, quia fungus applanatus sistet stratum loculis ascigeris perforatum). — Stromata erumpenti-superficialia, orbicularia v. forma irregulari, plana, haud carbonacea, molliascula, obscure brunnea, tandem subatra, tota basi matriæ affixa, pariete fibroso-celluloso, intus loculis numerosis monoascigeris praedita. Ascii ovato-globosi, 8 spori. Sporidia transverse pluriseptata, hyalina.

1. **Ascostratum insigne** Sydow, l. c. p. 41 fig. II. — Stromatibus sparsis, erumpenti-superficialibus, orbicularibus v. forma irregulari, 7029

planis  $\frac{1}{4}-\frac{2}{3}$  mm. longis, tota basi matriæ affixis, obscure brunneis, sessilibus, subatris, contextu exteriori fibroso, interiore indistincto fere granuloso-grumoso, loculos numerosos irregulariter sparsos continentibus; ascis ovato-globosis, apice leniter incrassatis, octosporis,  $60-70 \approx 40-55$ ; sporidiis oblongis v. late fusiformibus,

rectis v. saepius inaequilateris, utrinque obtusis, 7-9-septatis, haud constrictis, hyalinis (etiam in maturitate), 45-58  $\times$  16-18.

*Hab.* ad corticem *Euphorbiae* sp., Amanzimtote Natal, Africae austr. (E. M. DOIDGE). — *Kusanoae* proxima, differt praecipue sporidiis hyalinis et constitutione stromatis.

#### Sect. 4. **Hyalodictyae**

**MYRIANGIUM** Mont. et Berk.— Syll. XVI p. 800, XVIII p. 192, XXII p. 580.

1. **Myriangium philippinense** Sydow, Ann. Mycol. XII, 1914, p. 567.— 7030  
Stromatibus amphigenis, haud maculicolis, sparsis, e thallo orbiculari plano adnato striatulo costato 1-3 mm. lato oriundis, primo discretis, tuberculiformibus, dein confluentibus et e mutua pressione difformibus, tuberculum sphaeroideum v. irregulare formantibus aut densissime congestis, minutis, atris, strato exteriori carbonaceo, interiore pallido ex cellulis 6-8  $\mu$  diam. formato; loculis in superiore parte stromatum di-tristichis v. ibique plus minus irregulariter denseque positis, monoascigeris; ascis variabilibus globosis v. ovatis et 25-35  $\times$  22-28 aut subinde elongatis usque 50  $\mu$  long. et 18  $\mu$  tantum latis, aparaphysatis, octosporis; sporidiis ovato-oblongis, utrinque late rotundatis, horizontaliter 3-septatis, loculis 1-3 semel longitudinaliter septatis, hyalinis, 18-24  $\times$  6-8, ad septa vix v. leniter constrictis, dimidia parte superiore plerumque paullulum crassiore.

*Hab.* in foliis vivis v. languidis *Eugeniae perpallda* (Myrtaceae), Angat prov. Bulacan Ins. Philippin. (M. RAMOS).

2. **Myriangium andinum** Speg., Mycet. Argent. VI, Anal. Mus. Nac. 7031  
Buenos Aires XXIII (1912) p. 99.— Stromatibus matrici arete adnatis, discoideo-subdifformibus, 0,5-1 mm. diam., saepe confluentibus et ramulos totos crusta atra 150-250  $\mu$  crassa obtegentibus, colliculoso-rimulosis, nigris, subcarbonaceis; loculis pusillis, vix papilliformi-prominulis, subglobosis, 80-100  $\mu$  diam., albo-faretis; ascis dense constipatis, sessilibus, ex alto tetra-pentagonis, e latere obovatis, 40  $\times$  20, octosporis; sporidiis subcylindraceis, rectis vel lenissime inaequilateris, utrinque rotundatis, hyalinis, 15-20  $\times$  6-8, transverse 3-septatis (rarissime irregulariter 5-septatis), ad septa, praecipue ad medium constrictis, loculis medianis longitudinaliter divisis.

*Hab.* in ramulis vivis *Condaliae lineatae* (Rhamna-

ceae), in collinis circa Potrerillos prope Mendoza, Argentina.

3. **Myriangium Citri** P. Henn., Fungi Paul. IV (Puttem.) Hedwig. 48. 7032 (1918) p. 13. — Stromatibus amphigenis, superficialibus, crustaceis, rotundato-angulatis, rugulosis, 1-2 mm. diam., atris, loculis subglobosis monoascis; ascis subglobosis, vertice tunicatis, 30-45  $\mu$  diam., octosporis; sporidiis conglobatis vel ellipsoideis, rectis vel subcurvulis, ca. 5-7-septatis, muriformibus, hyalinis, 20-24  $\times$  5-8.

*Hab.* in foliis *Citri nobilis* (Rutaceae), Osasco, S. Paulo, Brasilia.

**ANGATIA** Sydow, Ann. Mycol. XII, 1914, p. 566 (Etyim. ab oppidulo Angat eujus in vicinia fungus nascitur). — Syll. XXIV p. 539. — Stromata superficialia, peripherice sterilia, centro fertilia. Stromata ascigera crassa, parenchymatice contexta, primitus clausa, tandem aperta et loculos 1 vel paucos disciformes continuos majusculos nudantia. Asci ovati, aparaphysati, octospori. Sporidia muriformia, hyalina. — Videtur genus parallelum *Symphacophygmatis* Speg.

1. **Angatia Eugeniae** Sydow, l. c. p. 566, fig. 4. — Stromatibus hypophyllis, superficialibus, rotundatis v. irregularibus,  $\frac{1}{2}$ -1 $\frac{1}{2}$  mm. diam., atris, ad ambitum sterilibus, centro fertilibus; stromatibus ascigeris rotundatis v. irregularibus,  $\frac{1}{2}$ -1 mm. diam., crassis, opacis, subcarbonaceis, tandem apertis et loculos continuos 1 vel paucos (2-4), planos quasi discoideos obscure fuscis nudantibus; ascis pluristichis, ovatis v. ovato-ellipsoideis, ad apicem rotundatis et incrassatis, basi breviter stipitatis, 35-50  $\times$  22-26, in massa grumosa sitis, aparaphysatis; sporidiis distichis v. irregulariter positis, ellipsoideis, transverse 5-7-septatis et non v. vix constrictis, cellulis mediis septo unico longitudinali percursis, hyalinis, 17-19  $\times$  10-11. 7033

*Hab.* in foliis *Eugeniae perallidae* (Myrtaceae), prope Angat prov. Balacan Ins. Philippin. (M. RAMOS).

### Sect. 5. Phaeodictyae

**ULEOMYCES** P. Henn. — Syll. XI p. 364, XXII p. 579.

1. **Uleomyces cinnabarinus** v. Höhnel, Ber. deutsch. bot. Ges. XXXVI, 7034 1918, p. 311 (nomen nudum).

*Hab.* parasiticum in stromate *Antennulariae* (Coleroa) *aggregatae* (Wint. ut *Venturia*) v. Höhn.

2. **Uleomyces philippinensis** Syd., Ann. Mycol. 15., 1917 p. 218, 219. — 7035 Perallinis Ul. sanguineo (= Uleom. (Ascomycetellae) sanguineo

(Speg.) Syd., cfr. Syll. VIII p. 847). a quo differt sporis etiam in maturitate 3-4-septatis et saturatius coloratis, 22-26  $\approx$  8-10, cellulis plerumque duabus superioribus semel longitudinaliter divisio

*Hab.* parasitica in crusta sterili atra alienius fungi (*Hadronematis*?) ad folia *Quereus* sp., Mt. Isarog, Camarines, Ins. Philipp. (M. RAMOS).

**MYXOMYRIANGIUM** Theissen, Ann. Mycol. XI. 1913, p. 507. — Subiculum tenne hyphis olivaceis parce septatis ramosisque. Ascumata pauca connata, parenchymatica, contextu molli aequali laeticolore, subhyalina, extus mucio indurato nigrefacta. Asci solitarii v. pauci, octospori, aparaphysati, perithecia carentes. Sporae hyalinae, tri-septatae, septo longitudinali interdum addito.

1. **Myxomyriangium Rickii** (Rehm) Theissen, l. c. p. 507 fig. V. — Ita 7036  
vocanda est *Saccardia Durantae* Pat. var. *Rickii* Rehm, *Saccardiana Rickii* (Rehm) v. Höhn.

**ZUKALIOPSIS** P. Henn., Syll. XVII p. 554; XXII p. 59. — Syll. XXIV 7037  
p. 367, 369. — Sec. v. Höhnel (Ber. deutsch. bot. Ges. Bd. XXXVI. 1918, p. 307) gen. hoc eodem est ac *Myxomyriangium* Theissen 1913.

---

Genera incertae sedis et species descriptae ulterius inquirendae

**MICROPHYMA** Speg. — Syll. VIII p. 844, XXII p. 581.

1. **Microphyma? microsporum** Speg., Mycet. Argent. VI, in Anal. Mus. 7038  
Nac. Buenos Aires XXIII (1912) p. 97. — Maculis nullis; peritheciis sparsis, sessilibus, lenticularibus, 100-200  $\mu$  diam., extus atris, glabris, levibus, intus carnosulis, hyalinis, astomis sed per aetatem stellatim dehiscentibus, excipulo tenui, coriaccello, eximie parenchymatico, atro; ascis mucio denso immersis, subglobosis, 15-25  $\approx$  15-20, crassiuscule tunicatis, breviter pedicellatis; sporidiis cylindraceo-subclavulatis, superne obtusiusculis, inferne acutiusculis, medio 1-septatis, non vel vix constrictis, hyalinis, minutis, 9-15  $\approx$  2,5-3.

*Hab.* in foliis vivis *Ocotea puberulae* (Lauraceae), et *Phoebeis porphyriae* (Lauraceae), prope Calilegua, Salta, Argentina. — Species ad *Microthyrium* nonnihil vergens.

2. **Microphyma macrosporum** Speg., Mycet. Argent. VI, in Anal. Mus. 7039  
Nac. Buenos Aires XXIII (1912) p. 96. — Maculis nullis; peritheciis hypophyllis, hinc inde 3-7-gregaris, discretis, semilenticulari-

bus, 500-1000  $\mu$  diam., matrici arete adnatis, nigris, glabris, contextu parenchymatico fusco, intus albis, subcarnosulis, per aetatem frustulatum deciduis; ascis sessilibus, obovatis, superne obtusissime rotundatis, 120  $\approx$  60, pulpa subgelatinosa immersis; sporidiis conglobatis, rectis vel leniter inaequilateris, utrinque subtruncato-rotundatis, medio uniseptatis, non vel vix constrictis, hyalinis, majusculis, 30-50  $\approx$  12-14, locnulis, saepe grosse 1-guttatis.

*Hab.* in foliis vivis *Maxillariae rufescentis* (Orchidaceae), prope Bompland, Misiones, Argentina.

**PHYMATODISCUS** Spegaz., Rel. Mycol. trop. etc. in Bol. Ac. Nac. Cienc. Cordoba, t. 23., 1919, Extr. p. 122. — Stromata superficialia aggregato-confluentia, tuberculos difformes lobulatos efformantia, cortice atro carbonaceo tecta, intus subcarnoso-cornea pallida, cortice hinc inde frustulatum deciduo ac disculos ascigeros demittente; asci in pulpa disci polystiche nidulantes, 8-spori; sporae muriformes hyalinae — Est *Myriangium* operculatum dehiscens et superficiem ascigeram, fere ut in Discomycetibus, nudam exhibens.

1. **Phymatodiscus guaraniticus** Spegaz., l. c. cum icon. — Stromata medioeria atra, 1-5  $\times$  1-3 mm., primo scrupuloso-corrugata, serins disculos sordide carneos suborbiculares 1-5 convexulo-prominulos ostendentia; ascis distichis subglobosis 50  $\approx$  40, superne crasse tunicatis; sporidiis elliptico-elongatis v. subclavulatis, utrinque plus minusve rotundatis, 26-28  $\approx$  10-12, transverse 8-9-septato-constrictulis, septo altero longitudinali centrali continuo divisus, hyalinis.

*Hab.* ad corticem ramorum viventium *Myrtaceae*?, prope Villa Morra, Paraguay, America austr. trop. (J. D. ANSITZ).

## Fam. 2. Saccardiaceae v. Höhn.

Syll. XXII p. 583

Sec. v. Höhnel, Ber. deutsch. bot. Ges. Bd. 36., 1918, p. 308. huc spectant gen.: *CAPNODIOPSIS* P. Henn. (an *Agyriaceae*), *MOLLERIELLA* Wint., *AGYRONA* v. H., *SACCARDIA* Cooke, *DICTYONELLA* v. H.

**MOLLERIELLA** Wint.— Syll. VIII p. 845, XVI p. 1151, XVIII p. 192, XXII p. 586.

1. **Mollerella disseminata** Syd., Ann. Mycol. 14., 1916, p. 94. — Ascomatibus hypophyllis, per totam folii superficiem copiosissime distri-

butis, atris vel atro-brunneis, sub lente valida obscure cinnamomeo-brunneis, superficialibus, punctiformibus, 110-170  $\mu$  diam., convexis, immarginatis; hypothecio bene evoluto, usque 100  $\mu$  crasso, ex cellulis brunneolis 8-10  $\mu$  diam. composito, epithecio parum evoluto; ascis numerosis, radiantibus, ovato-globosis, 25-35  $\times$  20-26, octosporis, ut videtur parce paraphysatis, ad apicem incrassatis (6-8  $\mu$ ); sporidiis breviter lateque clavulatis, 3-septatis, ad septum medium leniter constrictis, apice late rotundatis, basin versus sensim attenuatis, hyalinis, 16-20  $\times$  7-8.

*Hab.* in foliis fruticis indeterminati, Seringal, Auristella Rio Acre, Peruvia (E. ULE).

### Fam. 3. Elsinoaceæ v. Höhn.

**ELSINOË** Racib. — Syll. XVI p. 804, XXII p. 584.

1. **Elsinoë amazonica** Syd., Ann. Mycol. 14., 1916, p. 93. — Hypophylla, 7042  
gallas orbiculares sparsas vel aggregatas applanatas 2-3 mm. diam. sordide ochraceas formans; ascis solitariis vel saepius pluribus aggregatis globosis vel ovato-globosis, 20-27  $\times$  17-21, octosporis; sporidiis oblongis, utrinque obtusis, primitus 1-septatis, maturis 3-septatis, non constrictis, hyalinis, 16-18  $\times$  5-7,5.

*Hab.* in foliis *I r e s i n e s* sp. (Amarantaceæ), Seringal, Auristella Rio Acre, Peruvia.

2. **Elsinoë Calopogonii** Syd., Ann. Mycol. 14., 1916, p. 93. — Epiphylla, 7043  
vel hypophylla, irregularis, verruciformis, saepe lobata, albida, minuta,  $\frac{1}{2}$ -1  $\frac{1}{2}$  mm. diam.; ascis plerumque pluribus aggregatis, globosis vel ovato globosis, 26-32  $\times$  20-24, octosporis; sporidiis oblongis, rectis vel subinde leniter curvulis, 3-septatis, non constrictis, hyalinis, 14-17  $\times$  4  $\frac{1}{2}$ -6.

*Hab.* in foliis *C a l o p o g o n i i c a e r u l e i* (Leguminosæ), Seringal Auristella, Rio Acre, Peruvia (E. ULE).

**PLECTODISCELLA** Woronichin. Mycol. Centrbl. IV (1914) p. 232 et Bull. f. angew. Bot. 7., 1914, p. 438, tab. 120. — Ascomata sub strato immersa coque basi arcte adnata, pustuliformia, demum erumpentia, non perfecte limitata, epithecio brunneo distincte evoluto, ex unico strato cellularum constituto. Asci irregulariter distributi, ovoidei, octospori, paraphyses nullae vel indistinctae. Sporidia 3-pluriseptata, hyalina. — Secundum WORONICHIN ad nov. Fam.

*Plectodiscella* e pertinenſ, inter *Elsinoë*eae et *Discomycetes* veri.

1. ***Plectodiscella Piri*** Woronichin, Mycol. Centrbl. IV (1914) p. 232, 7044  
 e. ic. et Bull. angew. Bot. 7., 1914, p. 438. tab. 120. — Maculis epiphyllis, albo-griseis, brunneo-marginatis, discoideis, 1-2 mm. diam. vel ovoideis,  $4 \approx 2$  mm., raro confluentibus; ascomatibus subcuticularibus dein erumpentibus, pustuliformibus plus minusve elongatis, 75-500  $\approx$  35-145; ascis ovoideis vel subglobosis, brevissime pedicellatis vel omnino sessilibus, 21-23  $\approx$  15-19, per ascoma irregulariter distributis, octosporis; sporidiis parallele vel sine ordine congestis, late fusoides vel ovoideo-elongatis, 3-septatis, hyalinis, 12-14  $\approx$  4,5. — Epithecium e cellulis polygoniis vel globosis, brunneis, 4-7,5  $\mu$  diam. constitutum; hypothecium pallide tincto, tenui, paraplectenchymaticum.

*Hab.* in foliis vivis *Piri Mali* et *P. communis* (Rosaceae), in regione caucasica, prope Volkovskaja et Macesta (gub. Cernomorsk).

2. ***Plectodiscella veneta*** Burkholder, Phytopath. VII (1917) p. 91, fig. 7045  
 1-3 et Cornell Univ. Agric. Exper. Stat. Bull. 395 (1917) pp. 157-181, f. 12-21. — Stromatibus solitariis v. gregariis pulvinatis, epidermide fusca disciformi mox dehiscenti tectis, intus contextu hyalino, parenchymatico v. indistincto, plerumque pluriloculatis; loculis monoascis, irregulariter sparsis; ascis globosis, 8-sporis, 24-30  $\mu$  diam.; sporidiis ovoideo-ellipsoideis, saepe flexis, hyalinis, 3-septatis, constrictis, cellula basilari obtusa praeditis, 18-21  $\approx$  6,5-8.

*Hab.* in ramis caulibusque vivis *Rubi occidentalis*, *R. idaei* var. *aculeatissimi* et *R. neglecti* (Rosaceae), New York. Amer. bor. — Status conidiophorus est *Gloosporium venetum* Spegazzini.

#### *Fam.* 4. **Cookellaceae** v. Höhn.

**LEPTOPHYMA** Sacc. — Syll. VIII p. 844, XXII p. 585.

1. ***Leptophyma Bakeri*** Syd., Ann. Mycol. XIV, 1916, p. 367. — Ascomatibus hypophyllis, sine maculis, sparsis, omnino superficialibus, ambitu rotundatis, 0,3-0,8 mm. diam., tenuissimis, usque 30  $\mu$  crassis, obscure brunneis, plectenchymatice fibroso hyalineque contextis; ascis in una serie dispositis, ovato-globosis, basi plerumque leniter productis, 15-20  $\approx$  11-14, paraphysibus genuinis nullis, octosporis, J-; sporidiis plerumque parallele positis, oblongis, medio

vel prope medium 1-septatis, non vel leniter constrictis, utrinque rotundatis, hyalinis,  $9-11 \approx 2\frac{1}{3}-3$ .

*Hab.* in foliis deciduis subeoriaceis in silva, Los Baños, ins. Philipp. (C. F. BAKER).

**COOKELLA** Sacc. — Syll. I p. 71, VIII p. 846, XVI p. 802, 1152, XXII p. 585.

1. **Cookella Bomplandi** Speg., Mycet. Argent. VI, Anal. Mus. Nac. Buenos Aires XXIII (1912) p. 98. — Maculis nullis; peritheciis saepius epiphyllis, densiuscule gregariis sed discretis, superficialibus, atris, lenticularibus, 150-200  $\mu$  diam., coriaccis, intus subchlorinis, contextu indistincto; ascis dense constipatis, globosis, 30  $\mu$  diam. tenuiter tunicatis; sporidiis conglobatis, ellipsoideis, rectis vel leniter inaequilateris, utrinque rotundatis, hyalinis, 14-18  $\approx$  8-10, transverse 3-rarius 5-septatis, ad septum medium tantum constrictis, loculo mediano supero plerumque septo longitudinali diviso. 7047

*Hab.* in foliis vivis *Schinii lentiscifolii* (Anacardiaceae), prope Bompland, Misiones, Argentina.

2. **Cookella Jörgenseni** Speg., Mycet. Argent. VI, Anal. Mus. Nac. Buenos Aires XXIII (1912) p. 99. — Maculis nullis; peritheciis plerumque epiphyllis, superficialibus, sparsis, hemisphaericis, 150-250  $\mu$  diam., nigris, molliusculis, in sicco collabescentibus, margine areola angusta prosenchymatico-radiante cinctis, contextu subparenchymatico atro; ascis dense constipatis, ellipsoideis, 60-80  $\approx$  35-45, pedicello brevissimo, crasso, noduloso suffultis, 4-6-8-sporis; sporidiis conglobatis, leniter inaequilateris vel subcurvulis, utrinque rotundatis, hyalinis, 37-45  $\approx$  10-15, transverse 7-septatis, ad septa constrictulis, loculis paucis longitudinaliter divisis. 7018

*Hab.* in foliis vivis *Roupalae brasiliensis* (Proteaceae), in montanis Calilegua, Salta, Argentina.

### *Fam. 5. Agyriaceae v. Höhn.*

**AGYRIUM** Fr. — Syll. VIII p. 634, X p. 40, XVI p. 768, XVIII p. 140, XXII p. 586. — Syn. *Agyrina* (Sacc.) F. E. Clements, Genera of Fungi 1909, p. 67, 174; typ. *A. sexdecimsporum* Fuck. Syll. VIII p. 636.

1. **Agyrium cephalodioides** Nyl., Flora, 1865, p. 373; Vouaux, Bull. Soc. Mycol. Fr. 1914 p. 185. — Ascomatibus cephalodioides, intus ex-

tusque obscure rubris; ascis octosporis, paraphysibus indistinctis; sporidiis ellipsoideis v. subglobulosis, hyalinis, simplicibus, 9-10  $\times$  7-8.

*Hab.* in thallo *Parmelia ephysodes* (Lichenes), Islandia (NYLANDER). — See. Nylander sistunt etiam pyrenidia verrucariaeformia, ostiolo rubro-brunneo, intus concoloribus, sporulis cylindraceis rectis, 8-10  $\times$  1,5 praeditis.

2. **Agyrium chartarum** Peyl, « Lotos » Prag, VIII (1858) p. 31 fig. 7050  
19. — Primitus globosum dein depressum, demum collabescendo sentellatum, sessile, primitus roseum, dein flavo-rubrum, perexiguum excipulo nullo praeditum; ascis clavatis, apice rotundatis, octosporis, paraphysibus bacillari-clavulatis obvallatis; sporidiis monostichis, globosis.

*Hab.* in charta putrescente in calidariis horticorum, Kacin Bohemiae.

- RAMOSIELLA** Sydow, Ann. Mycol. 15., 1917, p. 254. — Affinis *Agyronae* v. Höhn. 1909, sed praecipue differt ascomatibus erumpenti-superficialibus, planis, hypothecio plano et sporidiis coloratis. — Typ. gen. *Agyrona Culami* (Rac.) v. Höbuel, Fragm. VI p. 88-90, Oesterr. bot. Ztschr. 1913 p. 170. 7051

- \*) **MICRODISCUS** Sacc., Notae Mycol. XX, Nuovo giorn. bot. it. 23., 1916, p. 190 (corr. *Microascus* Sacc. l. c., non Zukai 1885). — *Brachyascus* Sydow, Annales Mycologici 15., 1917, p. 285 nom. nov. — Ascomata minutissima, superficialia, lignicola, disciformia, subceracea, atra, excipulo carentia, hypothecio tenni ex cellulis subgelatinosis formato. Asci verticaliter paralleli, ovoidei, sex-octospori; paraphyses indistinctae v. spuriae, epithecium grumosum, crassiusculum, nigricans formantes. Sporidia subpolysticha, oblonga, tri-septata, rufo-fuliginea. — A gen. *Mollerella* differt imprimis sporidiis intense coloratis, ascomate basi nec bulbosa, nec disco-lori, sed appanata concolore.

1. **Microdiscus americanus** Sacc., l. c. (corrige *Microascus*). — Ascomatibus generis, plano-convexulis, basi plana puncto centrali affixis, subceraceis, opace nigricantibus, 240-300  $\mu$  diam.; ascis ovoideis: 7052

\*) E mero lapsu typographico legitur l. c. *Microascus*, sed evidenter Auctor scripserat *Microdiscus*, ut patet ex etymologia ibi data: « *micro*s et *discus*! ».

basi vix tenuatis, 22-26  $\approx$  13-14, crassiuscule tunicatis, 6-8-sporis; sporidiis subtristichis oblongis, utrinque subrotundatis, initio 1-septatis, dein 3-septatis, medio constrictis, obscure guttulatis, rufifligrinis, 10-11  $\approx$  4,8-6 (interdum intra ascum coalescentibus et massam atram formantibus).

*Hab.* in ligno subputrescenti *Liriodendri Tulipiferae* (Magnoliaceae), Catskill mts. N. Y., America bor.

**DISCOMYCELLA** v. Höhn. in Sitzungsber. k. Akad. Wiss. Wien CXXI, 1, p. 400 (1912). — Ascomata superficialia, discoidea, strato membranaceo basali cincta, excipulo tenui, filamentoso-contexto, basi nullo sed tantum lateraliter annulatum evoluto, hymenio usque ab initio libero. Asci clavati octospori. Sporidia hyalina, continua. Paraphyses valde ramosae, epithecium formantes. — Genus peculiare, *Agyrio* praecipue affine sed excipulo annulari tantum praeditum.

1. **Discomycella tjibodensis** v. Höhn., loc. cit., p. 401 fig. 5. — Ascomatibus omnino superficialibus, sparsis vel gregariis, obscure brunneis, disciformibus, 200-300  $\mu$  latis, 60-80  $\mu$  altis, membrana basali ex hyphis subhyalinis 1-2  $\mu$  cr. contexta, 70  $\mu$  circ. lata cinctis; excipulo basi nullo sed tantum laterali, cylindraceo ex hyphis tenuibus subparallelis brunneis composito; ascis clavatis, sessilibus vel breviter noduloso-pedicellatis, apice obtusis et poro jodi ope caerulescente praeditis, 50-60  $\approx$  13-14; paraphysibus filiformibus 1  $\mu$  cr., copiosis, sursum dense ramosis, ramulis apice ad 3  $\mu$  incrassatis; sporidiis plerumque distichis, clavato-oblongis vel subfusiformibus, hyalinis, continuis, 12-14  $\approx$  4-5. 7053

*Hab.* in utraque pagina foliorum putridorum *Amomi* sp. (Zingiberaceae), Tjibodas, ins. Java.

**PSEUDOPARODIA** Th. et Syd., Ann. Mycol. 15., 1917, p. 138. — Superficialis, globoso-perithecioidea, infra innata, mycelio destituta, contextu supra parenchymatico nigro, setulis brevibus tecto, apice late lacerata. Asci cylindracei tetraspori, hyphis latis paraphysoidis hyalinis continuis limitati, parallele dispositi non incrassati. Sporidia cylindracea, bilocularia brunneola levia. — Typ. gen. *Parodiella Pseudopeziza* Pat., Syll. XI p. 260. 7054

*Fam. 6. Onygenaceae* Fr. (Plectascineae p. p.)

**ONYGENA** Pers. — Syll. VIII p. 861, X p. 80, XI p. 440, XVI p. 807, XXII p. 589.

1. **Onygena Bommeræ** Rouss. et Sacc., Ann. Mycol. XI, 1913, p. 322. — 7055

Mycelio byssino, effuso, tenuissimo, candido; initio inserta, ceraceo-fragilis, sparsa v. subgregaria, deinde omnino libera, sessilis, e latere inaequaliter reniformis, ambitu subcircularis, subtus saepius depresso-umbilicata, rugulosa, jugiter clausa, 1,5-2 mm. lata, extus albido-cremea et sub vitro leniter flocculosa; gleba grumosa cremea; hyphis intricatis, hyalinis, sinuosis, articulatis, breviter et irregulariter ramosis, 5-6  $\mu$  cr., subinde leniter asperulis; ascis copiosissimis, dense conglobatis ex hyphis nascentibus, interdum glomerulatis, subglobosis, 6-8  $\mu$  diam., tunica tenui hyalina praeditis, 6-8-sporis; sporidiis sphaeroideis 2,5-3  $\mu$  diam. e latere leviter depressis, in asco conglobatis, hyalinis, levibus, sulculo diametrali, ut videtur, notatis.

*Hab.* in pennis et ossibus avium: *Perdicis*, *Phasiani* exsiccatis in sabulosis, La Panne Belgii. — Fructificatione species in mentem revocat statum ascophorum Gymnoascacearum et Aspergillacearum, sed fabrica ascomatis recedit et inter *Onygenae* species sessiles militare potest; forte genus *Onygena* in posterum dividi poterit. — Species dicata *Elisae Bommer*, natae *Destrée* (1832-1910), de studio mycetum belgicorum meritissimae.

*Fam. 7. Gymnoascaceae* Baran. (Plectascineae p. p.)

**GYMNOASCUS** Baran. — Syll. VIII p. 811, X p. 67, XI p. 437, XIV p. 824, XVI p. 805, XVIII p. 195.

1. **Gymnoascus confluens** Sartory et Bainier, Bull. Soc. Mycol. de Fr. 7056

XXIX (1913) p. 261, tab. XII. — Mycelio hyalino, subdichotomico ramoso; glomerulis ascorum rubro-aurantiacis, copiosis, saepe confluentibus; ascis ex ramulorum hypharum spiraliter convolutorum orientibus, globosis, 12-13  $\mu$  diam., octosporis, confertis; sporis levibus, globosis vel sublenticularibus, 5-6  $\times$  4-4,5; ehlamydosporis seriatim dispositis, demum sphaeroideis, coloratis.

*Hab.* in stercore canino et in petalis *Asteris sinensis*, in Gallia.

2. **Gymnoascus subumbrinus** A. L. Smith et Ramsb., Trans. Br. Mycol. Soc. V (1917) p. 424.— Glomerulis globosis, ad 500  $\mu$  latis, fulvo-umbrinis; filamentis peridii irregulariter ramosis, saepe anastomosantibus, fenestratis; hyphis brevibus, brunneis, ad apices interdum hyalinis, septatis, 4-5  $\mu$  latis; ascis globosis 7-8  $\mu$  diam.; sporidiis sphaericis, levibus, hyalinis v. demum fulventibus, 3-4  $\mu$  cr.  
*Hab.* ad terram, Isariae farinosae associatus ex Chiswick, Britanniae (G. F. HOOK). — Verisimiliter e reliquiis larvae ejusdam ortus.
3. **Gymnoascus Racovitzae** Lagarde in Biospeol. XXXII, 1913, p. 281 7058 t. XII f. 1-6. *Mycotrichum Racovitzae* Lagarde l. c. p. 280. — Caespitulis albis, minutis 0,5-2 mm. diam., gossypinis; sessilibus v. substipitatis; hyphis laxè intertextis, cylindræis 2-4  $\mu$  diam., hyalinis, septatis, copiose ramosis, sursum sinuosis apiceque in longas speciosasque spiras desinentibus, saepe granulosis; ascis in racemos inter hyphas digestis, mucò obvolutis, octosporis; sporidiis sphaericis exiguis, levibus, 1,5-3  $\mu$  diam., 1-4-guttulatis.  
*Hab.* in fragmentis ligneis et reliquiis putridis insectorum in speculis St. Paul-de-Fenoillet, Galliae merid., et Lerida Hispaniae.

**PHANEROASCUS** Baudys, Prinos Flori Gljiva, in Glasn. zemaljsk. Muz. u Bosni i Hereceg., 30., 1918, p. 320.— Mycelium septatum, hypophyllum, arachnoidem. Perithecia imperfecta globulosa, monasea, sub vitro hyalinula; sporidia ellipsoidea muriformia, fusco-brunnea.

1. **Phaneroascus quercinus** Baudys, l. c. cum icon. — Mycelio evanescente, peritheciis imperfectis subglobosis, sparsis vel aggregatis, epiphyllis, in maculis pallidis insidentibus; e microstomis albis oculo nudo ut atra puncta, 23-38  $\mu$  diam., in foliorum pagina inferiori aparientibus; membrana tenui, hyalina, 2  $\mu$  cr.; ascis octosporis, globulosis, magnitudine formaque cum peritheciis identicis; sporidiis initio subhyalinis, dein fusco-brunneis, ellipticis, anguste limbatis muraliter polyseptatis, medio constrictis, 17-20  $\mu$  long., 8-8,5  $\mu$  lat., exosporio laevi; paraphysibus nullis.

*Hab.* in foliis vivis *Quercus Schneideri* Vierh. in Hercegovina, in silvis « Dubrava » prope Domanovic (K. MALLJ).

**PODOCAPSIUM** F. E. Clements, Genera of Fungi 1909, p. 94, 176.— 7060  
 Est *Podocapsa polyspora*.— Typus *P. diffusum* Van Tieg. (Syll. VIII p. 821).

*Fam. 8. Tuberaceæ*

**GENEA** Vitt. — Syll. VIII p. 873, XXII p. 590.

1. **Genea intermedia** H. M. Gilkey, Rev. Tub. Calif., in Univ. Calif. 7061  
 Publ. Bot. v. 6., 1916. n. 11, p. 303, 344, tab. 29, fig. 14. — *Hydnocystis compacta* Hk. nec *Genea compacta* Hk. — Ascomatibus rubro-fuscis, lente lobatis, ad superficiem papillis rotundatis usque ad 0.3 mm. diam. indutis; caverna fere simplice, pariete interna lobos parvos externos parallele sequente; corticibus primis et secundis prorsus pseudoparenchymaticis; hymenio raro fasciulis tecti sterilis interrupto; ascis cylindricis aliquando inter sporas constrictis,  $44 \approx 300$ ; sporis 1-seriatis, globosis,  $36 \mu$  diam. juvenilibus levibus hyalinisque, maturis asperis papillis semiglobos et minutis, ad  $5 \mu$  altis usque in spora singula variantibus, saepe irregulariter anastomosantibus; paraphysibus  $4 \mu$  crassis inter ascos striete in fasciulis aggregatis.

*Hab.* ad terram sub **L i b o e e d r o**, Alta, Placer Co., California, Amer. bor.

2. **Genea Gardnerii** H. M. Gilkey, Rev. Tub. California, in Univ. Calif. 7062  
 Publ. Bot. v. 6., 1916, n. 11, p. 301, 343, tab. 28., fig. 7-8. — Ascomatibus nigris, 1-1,5 cm. diam., multo rugosis plicatisque, superficialiter minute verrucosis; caverna ascomatis valde irregulari ob implicationes sed non saepe ob projecturas parietum, textis corticis externi pseudoparenchymaticis intus in hyphas horizontales anastomosantesque transformatis; hymenio textis sterilibus interrupto; ascis cylindricis aut plus minusve clavatis, inter sporas non constrictis, ad stipitem saepe elongatam attenuatis,  $34-42 \approx 280-425$ , sporis 1-, aut rare imperfecte 2-seriatis, aliquando tantum 3-4 maturantibus, globoso-ellipsoideis,  $30-34 \approx 32-36$ , superficialiter papillis latis ( $8 \mu$ ), humilibus et semiglobosis dense vestitis papillis ipsis plus minusve minute papillois; paraphysibus facie irregularibus cum cellulis nonnullis elongato-cylindricis, aliis brevibus tumidisque,  $3-9 \mu$  diam., ramosis.

*Hab.* ad terram sub **Q u e r c u b u s**, pluribus locis Californiae, Amer. bor.

3. **Genea cubispora** E. A. Bessey et B. E. Thompson, Mycologia 12., 7063  
 1920, p. 284, tab. XX. — Ascocarpis in sicco 7-9 mm. diam. 5-8 mm. alt., udis parum majoribus, cerebriformibus, involutionibus leniter subradiantibus praeditis, isabellinis arescendo castaneis; su-

perficie farinacea puberula, mycelio parce circumdata, intus cavitate unica irregulari, dein centro aperta; parietibus 700-800  $\mu$  cr., parte exteriori (100-150  $\mu$  cr.) pseudoparenchymatica, caeterum hymenifera; hymenio continuo non areolato; ascis cylindraceis apice rotundatis basi abrupte angustatis 300-350  $\times$  25-30, paraphysibus filiformibus septulatis ascos 75-150  $\mu$  superantibus obvallatis, octosporis; sporis monostichis subcuboideis 27-28  $\times$  24-28, apicalibus parum longioribus, 36-42  $\times$  24-28, endosporio 1,2-3  $\mu$  cr., episporio lateraliter 0,2-4  $\mu$  caeterum crassiori 2-4  $\mu$ , in sporis apicalibus usque 5-10  $\mu$  cr., levi.

*Hab.* ad terram in humo foliaceo *Aceris saccharati*, *Tsugae canadensis*, *Betulae luteae*, *Abietis balsameae*, in montibus Cisco Lake, Gogebie County Michigan, Amer. bor. (BESSÉY et DARLINGTON).

4. **Genea Harknessii** H. M. Gilkey, Rev. Tub. California, in Univ. Calif. 7064  
 Publ. Bot. v. 6., 1916, n. 11, p. 300, 343, tab. 29., fig. 11-13. — Ascomatibus atro-fuscis usque atris, 2 cm. diam., compressis, lente lobatis, superficialiter projectis pyramidalibus robustisque basi usque ad 1 mm. altis indutis; caverna ascomatis projectis irregularibus e pariete interne multo dissecta; textis corticis externi pseudoparenchymaticis prorsus ad hymenium hyphas ostendentibus, cellulis externis magnis, obscuris et parietibus crassis; hymenio frequenter duplici, e conjunctione projectorum interiorum parietum, a fasciis textorum sterilium cortices coniugentium; ascis cylindricis aut lente clavatis, non inter sporas constrictis, stricte stipitatis, 32  $\times$  225; sporis 1-aut imperfecte 2-seriatis, 22-24  $\times$  28, superficialiter papillatis; papillis semi-globosis aut exigue truncato-conicis usque ad 4  $\mu$  latis altisque, vulgo in crassitudine altitudine, et distributione usque in spora eadem variabilibus, paraphysibus 2-8  $\mu$  diam., sub cortice secundo ramosis.

*Hab.* ad terram humosam, pluribus locis Californiae, Amer. bor.

**HYDNOCYSTIS** Tal. — Syll. VIII p. 876, XVI p. 809.

1. **Hydnocystis californica** H. M. Gilkey, Rev. Tub. California, in Univ. 7065  
 Calif. Public. Bot. v. 6., 1916, n. 11, p. 289, 343, tab. 29 fig. 9. — Ascomatibus 1 cm. in diam., subglobosis, dilute vel atro-fuscis, perfecte clausis, mycelio brunneo septato ramoso cinctis, ad superficiem projectis pyramidalibus basi 1,5 mm. diam. instructis; gleba alba; texto superficiali intus per gibbos pseudoparenchymatico, cellularum externarum parietibus lente incrassatis; cellulis

externis passim in pilis septatis productis; texto pseudoparenchymatico intus in hyphas transformato et hyphis prorsus ad hymenium eximie angustatis; ascis cylindricis, inter sporas lente constrictis, ad stipitem plus minusve distinctam attenuatis, 16-24  $\times$  240,8-sporis; sporidiis globoso-ellipsoideis, levibus, 18-20  $\times$  22-24, 1-seriatis; paraphysibus gracilibus 4-6  $\mu$  crassis, in longitudine ascos æquantibus aut aliquando ascos leviter irregulariterque superantibus, septatis, apice exigue tumefactis; odorem sacchari usti ostendentibus.

*Hab.* in sabulosis sub *Pinea*, Ingleside San Francisco Co., California, Amer. bor.

**GEOPORA** Harkn. — Syll. VIII p. 877.

1. **Geopora graveolens** Obermeyer, Mycol. Centrbl. III (1913) p. 3. — 7066 .

Ascomatibus irregulariter tuberiformibus, depressiusculis, cerebriformi-sulcatis, usque ad 6 cm. diam., carnosio-siccis; exoperidio 0,6-0,7 mm. crasso, luteo-brunneo, villosio, pilis luteolis, septatis, 12  $\mu$  circ. crassis; endoperidio luteo-plumbeo; hymenio albido-sordido, anguste sinuoso, compacto; ascis cylindricis, 210-230  $\times$  21; paraphysibus brevioribus, septatis, apice non dilatatis; sporis monostichis, ellipsoideis, levibus, hyalinis, 18  $\times$  12. Odor ut in *Choeromyces meandriformis*.

*Hab.* gregaria in solo calcareo ad caudices *Pinorum* veterum, Schwarzwald in Wurthemberg, Germania (leg. A. BERTSCH).

2. **Geopora annulata** H. M. Gilkey, Rev. Tuber. California in Univ. 7067

Calif. Public. Bot. v. 6., 1916, n. 11, p. 335, 346, tab. 28 fig. 6. — Ascomatibus rubro-fuscis et nigris, subglobosis aut paululum elongatis, 2-2,5 cm. longis, valde rugosis, superficialiter verrucosis, dense tomentosus, textis corticis externi crasse pseudoparenchymaticis; gleba plicis magnis laxis tenuibusque composita, plerumque textis hyphalibus e cortice descendentes impleta; finibus plicarum liberis, dilatatis; ascis cylindricis, inter sporas valde constrictis et parietibus valde annulatisque incrassatis, 16-20  $\times$  140-160; sporis levibus, 1-seriatis, globoso-ellipsoideis, 14-18  $\times$  22-26; paraphysibus apice non tumidis 4-6  $\mu$  crassis.

*Hab.* in sabulosis, Golden Gate Park, San Francisco California, Amer. bor.

3. **Geopora magnifica** H. M. Gilkey, Rev. Tuber. California, in Univ. 7068

Calif. Public. Bot. v. 6., 1916, n. 11, p. 334, 346, tab. 30 fig. 35. — Ascomatibus rubro-fuscis, fere globosis, 4-10 cm. diam., minute

verrucosis, dense tomentosus comparative planis, lobis paucis humilibusque sed cortici aliquando in interiore longe (rarissime totaliter) penetrante, cavernam magnam plerumque hymenio non continuam formante; parietibus cavernae valde plicatis et textis corticalibus tomentosus indutis; gleba compactis plicis aliquando anastomosantibus composita, plicis textis corticalibus tomentosus completis; ascis cylindricis, inter sporas non constrictis,  $20 \approx 180$ ; sporis levibus, 1-seriatis, ellipsoideis,  $14-18 \approx 24$ ; paraphysibus quam ascis paululum brevioribus, lente tumidis,  $6 \mu$  crassis.

*Hab.* in terra Moraya Ridge, Alameda Co., California, America boreali.

**HYDNOTRIA** Berk. et Br. — Syll. VIII p. 879, XVI p. 813.

1. **Hydnotria ellipsospora** H. M. Gilkey, Rev. Tub. California, in Univ. 7069  
Calif. Publ. Bot. v. 6., 1916, n. 11, p. 307, 344, tab. 30., fig. 38. — Ascematibus purpurascente-brunneis, 1,5 cm. in diam., subglobosis, plicis laxis compositis, superficie minute pilosis; glebae cavernis connectis, latis angustisve, ascis paraphysibusque valliformibus indutis; paraphysibus in hyphis apice paululum tumidis ad foramina distincte transformatis; ascis cylindricis inter sporas non constrictis,  $10 \approx 260$ ; sporis 1-seriatis, ellipsoideis,  $10 \approx 14$ , minute papillosis; paraphysibus ultra ascos non prominentibus,  $2.5 \mu$  latis.

*Hab.* ad terram sub *Quereus agrifolia* (Cupuliferae), Pacific Grove California, Amer. bor.

**HYDNOTRYOPSIS** H. M. Gilkey, Rev. Tuber. California, in Univ. Calif. Publ. Bot. v. 6., 1916, n. 11, p. 336, 346. — Ascomata subglobosa compacta, lobata, cortice nonnumquam in glebam profunde penetrante; gleba plicis minutis compactis et irregularibus, nonnumquam anastomosantibus et fossas longas labyrinthiformesque et cuticula clausa separantibus composita, externe ascis et paraphysibus valliformibus vestita; asci cylindrici, 8-sporei; spora globoso-ellipsoidea minute papillosa.

1. **Hydnotryopsis Setchellii** H. M. Gilkey, l. c. p. 338, 346, tab. 30 fig. 7070  
21, 36. — Ascematibus argillaceo-luteis, compactis, puncto adjuncto myceliali destitutis, 1,5 cm. diam., lobatis, minute et profunde rugosis, cortice passim in interiorem profunde penetrante, superficie minute scabrosis; gleba plicis minutis irregularibusque nonnumquam anastomosantibus, venas longas angustas e ramosas fossas labyrinthiformes et cuticula hymenio ascis paraphysibusque valli-

formibus vestita formantibus composita; textis corticis pseudoparenchymaticis; textis aut corticis venisque hyphalibus; ascis cylindricis, 8-sporis,  $12 \approx 40$ ; sporis globoso-ellipsoideis, in magnitudine uniformibus,  $10-11 \approx 12-13$ , minute papillois.

*Hab.* in silvis, loco ignoto Californiae, Amer. bor.

**PIERSONIA** Harkn. — Syll. XVI p. 812.

1. **Piersonia bispora** H. M. Gilkey, Rev. Tub. California, in Univ. Calif. Public. Bot. v. 6., 1916, n. 11 p. 328, 345, tab. 28 fig. 5.— 7071  
 Ascomatibus ad 8 cm. (vulgo 6 cm.) diam., subglobosis, ferrugineis interdum maculas albas ostendentibus, ad superficiem glabris, aliquando parce ciliatis; gleba alba areis coloratis destituta; cortice crasse irregulariterque hyphali, hyphis irregulariter densis saepe ut pilis ultra superficiem prominentibus; hyphis texti subcorticalis gracilibus, compactis, plus minusve parallelis; venis externis longis, labyrinthiformibus, angustis; venis internis plerumque quam areis hymenialibus latioribus, plerumque hyphalibus, raro pseudoparenchymatice transformatis; ascis clavatis, longe stipitatis,  $60-79 \approx 76-92$ , 1-2-(raro 3-4-) sporis, a paraphysibus fasciculatis et apice tumidis separatis; sporis globosis, luteis aut brunneis dense alveolatis, alveolorum parietibus sicut latis aut dimidiis quam cavernis alveolorum, alveolis  $10-11$  trans diam., sporis  $28-30 \mu$ ; paraphysibus apice  $6-8 \mu$  diam.; odore plantarum vivarum carnis desiccatae nucis palmarum indicarum, sed plantarum siccarum casei cremoris aetate protracti simili.

*Hab.* sub Pino radiata (Coniferae), U. C. Campus, Berkeley California, Amer. bor.

**TUBER** Mich. — Syll. VIII p. 882, X p. 81, XI p. 443, XVI p. 813, XVIII p. 206.

1. **Tuber argenteum** H. M. Gilkey, Rev. Tub. California, in Univ. Calif. Publ. Bot. v. 6., 1916, n. 11, p. 318, 345, tab. 30 fig. 28. (corr. *argentea*). — 7072  
 Ascomatibus corneis argenteo-albis, areis sparsis colore obscurioribus, 3 mm. -2.5 cm. diam., depressis, irregulariter convolutis et saepe minute rugosis, superficialiter planis aut per trajetum rugarum in areas minutas dissectis cum pilis brevibus septatis et obtusis; gleba subfusca venis albis ramosisque induta; textis corticis pseudoparenchymaticis aut crasse et laxo hyphalibus; textis subcorticalibus hyphis laxis et irregulariter positis compositis; venis internis in structura strato subcorticalibus similibus; venis ex-

ternis internisque ad junctionem cum pericarpio valde dilatatis; ascis breviter stipitatis estipitatisve, semiglobosis, 64-78  $\approx$  76-92, 1-4 (vulgo 1-2) sporis; sporis obscuro-fuscis, ellipsoideis, alveolatis, alveolis 8-9  $\approx$  9-10 trans diam.; sculptura sporarum 4  $\mu$  alta.

*Hab.* in sabulosis inter folia *Pini attenuatae* (Coniferae), Ingleside, San Francisco Co. California, Amer. bor.

2. **Tuber Shearii** Harkness in W. A. Murrill, *Mycologia* 12., 1920, p. 7073 158, cum icon.— Ascocarpis parvis, rotundatis v. leniter elongatis; superficie levi, cremmeo-coriaria; gleba avellanea, venis minutis; ascis numerosis, subglobosis, 50-70  $\mu$  diam. 1-3-sporis; sporis globosis v. subglobosis, obscure brunneis, alveolatis, in alveolis minute reticulatis, 28-49  $\mu$  diam.; alveolis 5-10  $\approx$  5-6 latis.

*Hab.* sub *Pino inopi* (Coniferae), Takoma Park Maryland, Amer. bor. (C. L. SHEAR). — *Tub. unicolori* proximum sed caracteribus sporarum diversum.

3. **Tuber irradians** H. M. Gilkey, *Rev. Tub. California*, in *Univ. Calif. Publ. Bot.* v. 6., 1916, n. 11, p. 316, 344, tab. 29., fig. 16-17. — Ascematibus fuscis, 1,5 cm. diam., depresso-globosis, paululum lobatis, superficialiter minute verrucosis areolis sparsis crassius verrucosis; gleba primo alba deinde brunnea, venis paucis parce ramosis, albis; textis corticis pseudoparenchymaticis cellulis ordinibus plus minusve distincte radiantibus ordinatis; textis subcorticis laxe hyphalibus; venis internis hyphis parallelis. separatis laxequae instructis; ascis aliquando longe stipitatis piriformibus, elongatis aut subglobosis, 44-64  $\approx$  76-92, 1-3 (vulgo 1-2) sporis; sporis ellipsoideis, 36-48  $\approx$  40-56, alveolatis, alveolis 3-8  $\approx$  3-9 (vulgo 7  $\approx$  8) trans diam., sculptura sporarum 4-6  $\mu$  alta.

*Hab.* in terra sub *Quercus agrifolia* (Cupuliferae); Dimond Canyon, Alameda Co. California, Amer. bor.

4. **Tuber separans** H. M. Gilkey, *Rev. Tuber California* in *Univ. Calif. Publ. Bot.* v. 6., 1916, n. 11 p. 315, 344, tab. 29., fig. 19.— Ascematibus plumbeo-purpureis, 1  $\times$  1,2 cm., semiglobosis, convolutis, superficialiter minute verrucosis, venis inconspicuis; textis corticis externi pseudoparenchymaticis interne compacte hyphalibus gradatim transformantibus; venis internis compactis, hyphis parallelis, saepe anastomosantibus, aliquando pseudoparenchymaticis; ascis breviter stipitatis, semiglobosis, 56-68  $\approx$  60-92, 1-3 (raro 4) sporis; sporis alveolatis, alveolis 5-10  $\approx$  7-11 trans diam.

*Hab.* in terra argillosa sub *Quercubus*, Laundry Farm, Alameda Co. California, Amer. bor.

5. **Tuber levissimum** H. M. Gilkey, Rev. Tub. California, in Univ. Calif. 7076  
 Publ. Bot. v. 6., 1916, n. 11, p. 313, 344, tab. 30 fig. 31.— *Tuber Borchii* Kk. nec Vitt. — Ascomatibus argillaceo-brunneis, 2 cm. diam., regularibus, superficie levibus; gleba dilute brunnea, venis magnis colore inconspicuis; textis corticis vix pseudoparenchymaticis, hyphis parallelis plus minusve coalescentibus ad hymenium laxè connectis compositis; venis internis compactis, structura ad textas corticis approximatis; ascis subglobosis vel globosis, 50-80  $\approx$  70-100, 1-4 sporis; sporis dilute brunneis, globoso-ellipsoideis, 32-40  $\approx$  36-52, alveolatis; alveolis magnitudine et numero in sporis variabilibus, 3-10  $\approx$  4-13 trans diam., sculptura 4  $\mu$  crassa.

*Hab.* ad terram sub *Quercubus*, California, Amer. bor.

6. **Tuber unicolor** H. M. Gilkey, Mycologia 12., 1920, p. 100, fig. 1.— 7077  
 Flavo-brunneum 1-2 cm. diam., e parum convolutum quandoque profunde sulcatum. Superficie minutissime scabra; gleba flavescens et minute albo-venosa; contextu corticali externo minute pseudoparenchymatico; peridio 400-600  $\mu$  cr.; venis internis structura subcorticis conformibus, hyphis 4-6  $\mu$  cr.; venis externis conspicuis, longis, ramosis, diametro duplo crassioribus quam internis, hyphis 6  $\mu$  cr.; ascis semiglobosis, 56-64  $\approx$  48-56, 1-4-sporis; sporidiis flavis, globoso-ellipsoideis, 22-40  $\approx$  20-38, alveolatis, 3-4 usque 6-7 alveolis visibilibus in diametro, sculpturis 4-5  $\mu$  cr.

*Hab.* superficialiter ad terram prope *Quercus*, America bor. — Cum *Tub. dryophilo*, *T. maculato*, *T. rapaeodoro* comparandum sed characteribus plurimis diversum.

7. **Tuber Gardnerii** H. M. Gilkey, Rev. Tub. California in Univ. Calif. 7078  
 Publ. Bot. v. 6., 1916, n. 11., p. 317, 345, tab. 30 fig. 30. — Ascomatibus fuscis 1,5 cm. diam., subglobosis, leviter convolutis, superficialiter verrucosis; gleba primo alba deinde pallide fusca; venis latis conspicuis, albis; textis corticis crasse pseudoparenchymaticis; textis subcorticis hyphis separatis parallelisque; venis internis hyphis tenuibus, separatis et parallelis; ascis non stipitatis, semiglobosis, raro elongatis, 56-68  $\approx$  80-88, 1-5-sporis; sporis pallide brunneis, globosis aut elongato-ellipsoideis 24-30  $\approx$  28-48, alveolatis, alveolis 3-11  $\approx$  5-14 trans diam., sculptura sporarum 4-6  $\mu$  alta.

*Hab.* in terra sub *Arbutus Menziesii* (Ericaceae), et *Quercus agrifolia* (Cupuliferae), California, Amer. bor.

8. **Tuber canaliculatum** H. M. Gilkey, Mycologia 12., 1920, p. 99, fig. 7079  
 1. — Syn. *Tub. Borchii* Kauffman non Vitt., Rep. Mich. Ac. Sc.

12., 1910, p. 216.— Bruanem. Superficie papillis polygonis parvis depressis distincte tecta; venis conspicuis albidis; cortice pseudo-parenchymatico-subfilamentoso, hyphis superficie subparallelis extus parum piliformiter prominentibus; peridio 360-520  $\mu$  cr.; venis internis angustis subinconspicuis ex hyphis irregulariter dispositis 4-6  $\mu$  cr. efformatis; ascis breviter stipitatis e hemisphaericis cylindraceis 96-120  $\times$  72-88, 1-3 (plerumque 2-)-sporis; sporidiis obscure brunneis ex ellipsoideis subglobosis, 48-72  $\times$  40-52, alveolatis, 4-5 usque 7-8 alveolis visibilibus in diametro; sculpturis 4-6  $\mu$  cr.

*Hab.* in sabulosis silvaticis, Allegan Co., Mich., U. C. Coll., America bor. (C. H. KAUFFMAN).

### *Fam. 9. Cyttariaceae* Lév.

**CYTTARIA** Berk. — Syll. VIII p. 4, XVI p. 695.

1. **Cyttaria Espinosae** Lloyd. Mycol. Notes, n. 48 (1917) p. 673 fig. 995. — 7080  
Ascomatibus irregulariter globosis, subsessilibus, vegetis probabiliter rubescenti-aurantiis, tenuibus, poris contignis, parietibus vere subtilibus; ascis paraphysibusque stipitatis parietalibus, non in fundo foveolarum; substantia pallida, submedullosa; sporidiis ellipsoideis, levibus, 8  $\times$  5 (probabiliter immaturis).

*Hab.* in Chile, probabiliter pr. Santiago (MARCIAL R. ESPINOSA). — A speciebus affinibus videtur distincta alveolis contignis, substantia molli etc.

### *Fam. 10. Helvellaceae* Pers.

#### *Subfam. 1. Morchelleae* Sacc.

**MORCHELLA** Dill. — Syll. VIII p. 8, X p. 1, XI p. 391, XIV p. 738, XVI p. 695, XVIII p. 2, XXII p. 597.

1. **Morchella tasmanica** J. Ramsbottom in L. S. Gibbs, Phytogeogr. 7081  
Tasmania, Journ. of Ecology 8., 1920, p. 107.— Ascomate oblongo-conico, acuto, c. 3 cm. longo, 1,5 cm. crasso, basi stipitis diametrum vix excedente, pruinoso, costis primariis longitudinalibus, subparallelis, acie obtusis, atro-caestaneis, alveolis fulvis, secundariis transversis, pliciformibus, irregularibus; stipite subaequali et ad basim non incrassato, versus apicem parum crassiori, c. 9 cm. longo, 1 cm. crasso, fulvo velutino, toto brevi tomento fulvo tecto; pilis variabilibus, septatis, ad apicem vix incrassatis, c. 20  $\mu$  crassis; ascis

cylindræcis, ad basim subattenuatis, octosporis, 350-400  $\times$  22-24; sporis late ellipsoideis, hyalinis vel hyalino-ochraceis, 27-32  $\times$  15-16; paraphysibus ramosis, septatis, hyalinis vel hyalino-ochraceis, ad apicem vix incrassatis, 15-17  $\mu$  crassis.

*Hab.* in terra nuda, in silvis *Eucalypti*, Mons Dromedary, New Norfolk, Tasmania. — See. Rodway, Pap. a Proc. R. Soc. Tasmania f. Year 1920, (1921) p. 158, a *M. exulenta* L. differt capitulo magis cylindræco et sporis latioribus.

2. *Morchella conica* Pers. — Syll. VIII p. 9 — var. *serotina* Peck in 7082  
N. Y. State Mus. Bull. 157 (1911) p. 50 et 112 (1912). — Pileo conico vel irregulari, apice subacuto vel late rotundato, interdum perforato, sæpe sterili et brunnescente, costis acie albidis, stipite minute squamuloso. *Serotina*, autumnalis.

*Hab.* ad terram, Roslindale, Mass., Amer. bor. (U. C. SHERMAN et J. F. CONANT).

**HELVELLA** L. — Syll. VIII p. 17, XI p. 391, XIV p. 740, XVI p. 697, XVIII p. 3, XXII p. 599.

1. *Helvella capucinoides* Peck in N. Y. State Mus. Bull., 157. (1911) 7083  
p. 27 et 111 (1912). — Ascomate tenui, lento, submembranæco, vulgo subbilobato, uno lobo erecto altero deflexo, margine nudo, libero, involuto, lobo inferiore stipitem circumdante, subtus albo, ruguloso, 0.5-2.5 cm. lato; hymenio fuliginoso-ochraceo, deinde brunneo vel ochraceo-brunneo; stipite gracili, firmo, aequali, subteretifareto vel cavo, pruinoso, pubescente, candido, 2.5-7 cm. longo, 2-4 mm. crasso; ascis cylindræcis, 240-280  $\times$  18-20; sporidiis oblongis vel ellipsoideis, monostichis, 1-nucleatis, hyalinis, 20-28  $\times$  12-16; paraphysibus filiformibus apice clavatis.

*Hab.* gregaria ad terram in silvis *Thujae occidentalis*, North River, N. Y., Amer. bor. — Ab *H. capucina* Quel. differt præcipue ascomatis forma margineque nudo.

**VERPA** Sw. — Syll. VIII p. 29, XIV p. 741, XVIII p. 6, XXII p. 601.

1. *Verpa Krombholzii* Corda, Syll. VIII p. 31 (*V. helvelloides*). — var. 7084  
*morchelloides* J. Grelet, Notes Mycolog. in Le Monde des Plantes XVIII, 1917, n. 105, p. 42, cum icon. — A typo differt hymenio rugoso, margine sinuoso-lobato, sporis paulo majoribus (22-25  $\times$  13-15).

*Hab.* ad terram in sepibus et silvis, prope arbores *Cerasi*, Savigné (Vienne), Gallia.

**SPRAGNEOLA** Masee. — Syll. XIV p. 742.

1. **Spragneola mucida** Rodway, Pap. a. Proc. R. Soc. Tasmania f. Year 7085 1919 (1920) p. 114, tab. 26. — Ascomatibus sessilibus subglobosis, vage nodulosis 5 mm. circ. diam., hypogaeis in ligno marcido ortis, albis; hymenio totam superficiem tegente; ascis cylindræis octosporis; sporis globosis, crasse echinulatis, 18  $\mu$  diam.; monostichis, paraphysibus ascos eximie superantibus, filiformibus apice attenuatis, mucō denso immersis et senescendo copiosiore.

*Hab.* in terra, M. Nelson Range, Tasmania.

\*) *Subfam.* 2. **Geoglosseæ** Sacc.

*Sect.* 1. **Hyalosporæ**

**MICROGLOSSUM** Sacc. — Syll. VIII p. 39, X p. 2, XI p. 392, XIV p. 742, XVI p. 698, XVIII p. 6, XXII p. 602.

1. **Microglossum nudipes** Bond. in Bull. Soc. Myc. Fr. XXXIII (1917) 7086 p. 16, tab. VI fig. I. — Caeruleo-olivaceum, 3-5 cm. altum; clavula longe fusiformi, rarius obtusa, compressa aut plurisulcata, hymenio glabro a pedicelo vix distincto, subolivacea, pedicelo omnino glabro, levi, caerulescente, clavulae paullo breviorē, ad basim non pallidiorē; ascis clavatis, basi leviter attenuatis, 150-160  $\times$  10-12, octosporis, foramine marginato; paraphysibus simplicibus vel divisis, hyalinis, ad apicem non vel vix incrassatis, 0,5-2  $\mu$  spissis; sporidiis hyalinis, fusiformibus, rectis vel leviter arcuatis, non septatis, primò 4-6-guttulatis denique guttulis oleosis evanescentibus, 17-30  $\times$  5-7.

*Hab.* ad terram, Ham et Savigné, Gallia. — *M. viridi* affinis sed stipite omnino glabro etc. distinctum.

**CUDONIELLA** Sacc. — Syll. VIII p. 41, XI p. 392, XVI p. 698, XVIII p. 7, XXII p. 7.

1. **Cudoniella minima** Rost. et Lind, Fungi Dan. p. 91 t. I fig. 13 et 7087 II fig. 14 (1913). — Ascomatibus carnosiss, firmulis, hemisphaericis, glabris, subtus plicis tenuibus, paucis distantibus, decurrentibus, tenuiter inflexo incarnato-rubro, 0,7 mm. diam.; stipite teretiusculo, recto, concolore, 0,5-1 mm. longo; ascis clavatis, 80-88  $\times$  12-14, apice

\*) Cfr. LLOYD, The Geoglossaceae, Cincinnati 1916.

rotundatis, jodi ope immutatis, paraphysatis; sporidiis ellipsoideo-oblongis, 16-19  $\times$  7-8, hyalinis.

*Hab.* in caule foliisque *Dierani scoparii* in Dania.

- HAPLOCYBE** F. E. Clements, *Genera of Fungi* 1909, p. 91, 175. — *Est.* 7088  
*Cudoniella* hyalospora nec hyalophragmici. — Typus *C. aquaticæ* Lib.,  
 Syll. VIII p. 42.

### *Sect. 2. Phaeophragmiae*

**GEOGLOSSUM** Pers. — Syll. VIII p. 42, X p. 2, XIV p. 743.

1. **Geoglossum spathulatum** Masee, *Bull. Bot. Garden Kew* 1908, p. 6. — 7089

Ascomatibus spathulatis arcte compressis, distinctis, faretis, nigris, pilosellis, 1-1,5 cm. altis, 2-3 mm. crassis; stipite subaequali, e medullosa faretis, mox cavo dein subcompressa, velutino, concolore, 3-4 cm. alto, 2 mm. circ. crasso; ascis cylindraco-subclavatis, octosporis, 80-90  $\times$  9-10, jodi haud tinctis, paraphysibus filiformibus, septatis, capitatis, sursum brunneo-tinctis obvallatis; sporidiis cylindrico-clavatis, dilute brunneis, multiseptatis, utrinque acutis, 65-70  $\times$  5-6.

*Hab.* ad terram in horto botanico, Singapore (RIDLEY). — *G. glabro* Pers. proximum; differt ascomatibus valde compressis, pilosellis et sporidiis longioribus multiseptatis.

### *Sect. 3. Scolecosporae*

**CUDONIA** Fr. — Syll. VIII p. 50, XVI p. 700, XVIII p. 9.

1. **Cudonia convoluta** A. Yasuda in Lloyd, *The Geogl.* p. 18 fig. 803. 7090

805 (1916). — Ascomate carnosio hemisphaerico, inflato, convulso, 5-6 mm. diam., pallide brunneo; stipite 2-3 cm. longo, sursum tenuiore, striato, concolori; sporidiis filiformi-clavatis, 25-30  $\mu$  longis; paraphysibus hyalinis, filiformibus apice non incrassatis.

*Hab.* fasciculata ad terram in Japonia (A. YASUDA). — Intermedia inter gen. *Cudoniam* et *Mitrum*, sed primae affinior.

2. **Cudonia japonica** A. Yasuda in Lloyd, *Geogl.* p. 17 fig. 801 (1916). — 7091

Tota 2,5-6 cm. alta; ascomate applanato, margine involuto 1-2,5 cm. lato, supra brunneo, levi, infra pallidiore, radiatim sulcato; stipite pallido, cavo, saepe compresso, sursum plicato-hirto, 2,2-5,5 cm. alto, 2-5 mm. cr.; ascis 150-170  $\times$  12-14; clavatis; sporidiis filiformibus, 70-80  $\times$  2, hyalinis; paraphysibus filiformibus.

*Hab.* ad terram in Japonia (YASUDA).— A *C. circinante* statura et sporidiis multo longioribus differt.

3. **Cudonia orientalis** A. Yasuda in Lloyd, Geogl. p. 18 (1916).— Ascomate 6-8 mm. diam., carnosus, pallide brunneo, margine incurvato; stipite gracili, concolori, siccitate nigricanti; sporidiis intra ascum pallide stramineis circ. 50  $\mu$  long.; paraphysibus filiformibus, hyalinis.

*Hab.* ad terram in Japonia (YASUDA). — Affinis sed distincta a *Cudonia circinanti*.

## \*) *Fam.* 11. **Pezizaceæ** Fr.

### *Sect.* 1. **Hyalosporæ**

**ACETABULA** (Fr.) Fuck.— Syll. VIII p. 59., XVI p. 701, XVIII p. 13, XXII p. 609.

1. **Acetabula sulcata** (Fr.) Fuck. — Syll. VIII p. 62 — var. **pinetorum** 7093  
R. Maire, Bull. Soc. Hist. Nat. Afr. Nord VIII, 1917, p. 177; Mycoth. Bor.-Africana f. XI, n. 271 (1917); Schedae in Bull. Soc. Hist. Nat. Afr. du Nord VIII, 1917, p. 249. — A typo differt eupulis subsessilibus v. stipite brevissimo praeditis, basi parce sulcatis; ascis 280-400  $\approx$  15-20; sporidiis 120-25  $\approx$  12-15.

*Hab.* ad terram in silvis Pini halepensi et P. Pineae (nec in fagetis ut typus), Algeria (Tell) Africae bor. (R. MAIRE), nec non in Horto bot. neapolitano (CESATI in Rabenhorst, F. Europ. n. 2407).

2. **Acetabula unicolor** Boud., Bull. Soc. Myc. Fr. XXXIII (1917) p. 14, 7094  
tab. II fig. III. — Ascomatibus mediis, 3 cm. latis et altis, fuliginosis, breviter stipitatis, extus minutissime verruculosis, costis concoloribus, extremitate parum ramosis, fossulas elongatas formantibus, non albidis; stipite brevissimo concolore; paraphysibus elongatis, ad apicem leniter incrassatis, coloratis; ascis cylindratis, ad basim subattenuatis, octosporis. 300-350  $\approx$  18-20; sporidiis ellipsoideis, medio uniguttulatis, 17-21  $\approx$  12-14.

---

\*) Cfr. K. v. KESSLER, Revision des Sauterschen Pilzherbars. Mit besonderer Berücksichtigung der von Sauter neubeschriebenen Pilze, in Ann. k. k. Naturhist. Hofmus. Wien, Bd. XXXI, 1917, pp. 77-138.

*Hab.* ad terram nudam, locis apertis Savigné (Vienne), Gallia (GRELET).

**SPHAEROSOMA** Klotzsch. — Syll. VIII p. 56, XVIII p. 11, XXII p. 608.

1. **Sphaerosoma tasmanica** Rodway, Pap. a. Proc. R. Soc. Tasmania 7095 f. Year 1919 (1920) p. 115. — Hypogaeum, dein subemergens, globoso-convolutum e ochraceum albescens 1 cm. diam., carnosocartilagineum, cavum, clausum v. uno latere ad basim aperiens; hymenio superficie interna omnino tegente; ascis linearibus octosporis; sporidiis monostichis, ellipsoideis utrinque obtusis, crasse echinulatis,  $24 \approx 16$ ; paraphysibus filiformibus apice capitato-globosis.

*Hab.* ad terram, Cascade, Hobart, Tasmania. — Habitus *Hyduocystis cyclosporæ* sed sporis diversis etc.

**RHIZINA** Fr. — Syll. VIII p. 57.

1. **Rhizina atra** Rodway, Pap. a. Proc. R. Soc. Tasmania f. Year 1920 7096 (1921), p. 158. — Discoidea, nigra, plana, undulata, margine excepto fibrillis mycelicis limitata, extus pruinosa, plerumque 1 cm. diam., tenaci; ascis cylindraceutis octosporis; sporidiis monostichis, late oblongis, obscure brunneis, crasse verrucosis,  $22 \approx 12$ ; paraphysibus filiformibus, apice clavatis, brunneis.

*Hab.* ad terram in silvis, Mac Robie's Gully, Tasmania. — Ob sporidiis brunneis potius ad *Aleurinam* vel *Phaeopeziam* ducenda.

**GEOPYXIS** Pers. — Syll. VIII p. 63, X p. 3, XI p. 383, XIV p. 744, XVI p. 702, XVIII p. 14, XXII p. 610.

1. **Geopyxis pallidus** Rodway, Pap. a. Proc. R. Soc. Tasmania f. Year 7097 1920 (1921), p. 154. — Cupulatus, 5-8 mm. diam. anguste stipitatus 10 mm. long., undique albus, tenuis carnosus extus levis v. leniter farinaceus, margine brunnescenti breviter irregulariterque fimbriato; hymenio levi, ascis linearibus, sporis uniseriatis, oblongis,  $22-24 \approx 10$ , hyalinis minute verrucosis; paraphysibus filiformibus.

*Hab.* ad terram, M. Welsou, Tasmania.

2. **Geopyxis acetabularioides** Spegazzini, Rev. Chilena Hist. Nat. XXII 7098 1918 p. 10, fig. 7-10. — Medioeris, hemisphaerica, 20-25 mm. diam. 15 mm. alta, margine modice dilatato-reflexa, breviter crassiuscule stipitata, stipite longitrorsum 10 mm.  $\times$  3-5 mm., 3-5-costato vix reticulato fulta, ubique glabra avellanea disco tamen palli-

diore; ascis cylindræis 250  $\mu$  long. dense paraphystatis; sporis mediocribus ellipticis eximie denseque papillato-areolatis, 20-24  $\times$  13-14, jodi ope nulla.

*Hab.* ad terram muscosam, prope Victoria, America austr. (J. A. CAMPO).

**PEZIZA** Dill. em.— Syll. VIII p. 73 et 511, X p. 3, VI p. 393, XIV p. 744, XVI p. 703, XVIII p. 16, XXII p. 611.

1. **Peziza congregata** (Wak.) Sacc., *Plicaria congregata* Wakef., Niger. 7099  
Fungi III, in Kew Bull. Miscell. Inform., 1917, n. 3, p. 109. — Ascomatibus subcupulatis v. demum convexo-expansis, undulatis, 0,5-1,5 cm. diam., extus verrucosis, brunneis, disco concolore; ascis cylindræis breviter stipitatis, octosporis, 230  $\times$  15-17, parte spor. circ. 110  $\mu$  longa; paraphysibus hyalinis, simplicibus sursum clavatis ad 6-8  $\mu$  latis; sporidiis globosis grosse verrucosis pallide fusciscentibus, 15-16  $\mu$  diam.; hypothecio et excipulo pseudoparenchymatico; hypothecii cellulis ad 80  $\mu$  diam., excipuli minoribus; cellulis exterioribus brunneis, hinc inde in verrucas aggregatis.

*Hab.* ad ligna marcida, Gambari Forest Reserve, Nigeria, Africa trop. (C. O. FARQUHARSON).

2. **Peziza erythraea** Sacc., Notae Mycol. XXII p. 190 (R. Acc. Pad. 7100 1917). — Ascomatibus subsparis, plano-scutellatis, glabris, subcarinis 1 cm. latis (in sicco), sessilibus, v. subsessilibus, centro affixis, extus subalutæis, disco plano-concavo, rubro-aurantiacis, margine tenui, inflexo, excipulo parenchymatico flavido; ascis cylindricis deorsum parum tenuatis, 120-140  $\times$  7-8, parte sporif. superna, 50  $\mu$  longa, octosporis; paraphysibus (an ascis involutis?) bacillaribus, hyalinis; sporidiis recte monostichis, exacte ellipsoideis, 7-8  $\times$  4,5, levibus, hyalinis, dilutissime roseolis, non guttulis.

*Hab.* ad terram silvaticam, Dongollo, Ghinda, alt. 100 m., Erythraea. — Ab affini *Pez. luteo-nitente* B. et B. (Cooke Mycogr. fig. 205) differre videtur disco rubro-aurantio, nec luteo-nitente, sporidiis paulo minoribus, non 2-guttatis, ascomatibus siccitate inflexis, paraphysibus spuriis, loco.

3. **Peziza bananincola** (Rehm) Saccardo, *Plicaria bananincola* Rehm, 7101  
Ascomyc. Philipp. V, Leaflets of Philipp. Botany, VI (1914) p. 2234. — Ascomatibus gregariis, sessilibus, primitus globoso-clausis, mox urceolatis, dein orbiculariter demumque irregulariter explanatis, 1-5 cm. latis, disco ab initio crasse marginato, albidulo, excipulo extus fuscidulo, albido-pruinoso, glabro, parenchymatice contexto, siccis

complicatis involutisque, albescens; ascis cylindræis, apice rotundatis,  $150 \approx 12-14$ , jodii ope valde, imprimis ad apicem, coerulescentibus; paraphysibus filiformibus  $3 \mu$  cr., versus apicem oblongo-clavatis, usque ad  $15 \mu$  latis, hyalinis; sporidiis monostichis, oblongis, utrinque rotundatis, levibus, non guttatis,  $18-20 \approx 9$ .

*Hab.* ad *Banana* mortuam, Luzon, Prov. Laguna, Los Baños; ins. Philipp. (M. B. RAIMUNDO).

**OTIDEA** (Pers.) Fuck. — Syll. VIII p. 94, X p. 4, XI p. 394, XIV p. 560, XVI p. 507, XVIII p. 20, XXII p. 616. — Syn. *Jotidea* F. E. Clements, *Genera of Fungi* 1909, p. 89, 175. Est *Otidea* jodata; typ. *O. pleurota* Phill., Syll. VIII p. 97.

1. **Otidea violacea** A. L. Smith, *Trans. Br. Mycol. Soc.* V (1916) p. 237. — 7102  
 Ascematibus substipitatis, uno latere elongatis, extus furfuræis, extus intusque violaceis, ad 6 cm. latis; ascis cylindræis,  $300 \approx 10$ , apice jodo coerulescentibus; paraphysibus linearibus vel tenuiter clavulatis; sporidiis ellipsoideis, hyalinis, biguttulatis,  $10 \approx 5$ .

*Hab.* ad solum hortense, Warwick, Britannia (W. B. GROVE).

**GALACTINIA** Cooke — Syll. VIII p. 106, XI p. 395, XIV p. 748, XVI p. 708, XXII p. 619.

1. **Galactinia Mairei** Boud., *Bull. Soc. Myc. Fr.* XXXIII (1917) p. 14, 7103  
 tab. IV fig. VI. — Pro genere minor aut media, 1-2 cm. lata, sessilis, umbrina, subtus pallida, levis; paraphysibus ad apicem incrassatis, fuliginosis,  $5-6 \mu$  crassis; ascis cylindræis,  $220-260 \approx 10-15$ , basi paululum attenuatis, octosporis, apice jodo coerulescentibus; sporidiis ovatis, hyalinis, levibus, guttulis duabus sat parvis donatis,  $12-14 \approx 9-10$ , maturitate extrema vix perspicue subtiliter verrucosis, guttulis evanescentibus.

*Hab.* in carbonariis vetustis, Algeria (MAIRE).

2. **Galactinia hypoleuca** Boud. et Torr., *Bull. Soc. Mycol. Fr.* 1911, 7104  
 p. 127, t. IV f. 1. — Media aut major, 2 cm.  $0,5$  ad  $4,5$  lata, sessilis, extus albida, sublaevis, intus brunnea. Receptaculum primo cupulatum, dein expansum, applanatum, extus albidum aut pallidum, glabrum, ad marginem vix furfuraceum; hymenio brunneo aut fuliginoso. Paraphyses septatae, simplices aut divisae, ad apices incrassatae, fulventes. Thecae jodo coerulescentes, elongatae, cylindricae, ad basim vix attenuatae, octosporae,  $300-350 \mu$  longae,  $15-20$  crassae. Sporae oblongo-ovatae, hyalinae, extus minute verrucosae intus guttulâ oleosâ magnâ, unicâ et 2-3 minoribus comi-

tatâ, rarius conjunctis, et tunc 2-guttulatae, 22-25  $\approx$  11-13.

*Hab.* ad terram prope Lisbonne, Lusitania (REV. TORREND).

3. **Galactina torrendiana** Bond., Bull. Soc. Mycol. de Fr., 1911, p. 128 7105  
t. IV f. II.—Media, 1-3 cm. lata, sessilis, extus fulvocastanea, furfuracea, intus fuliginosa intensive colorata. Receptaculum primo capulare, dein applanatum, plus minusve regulare, extus sat grosse furfuraceum praecipue ad marginem, fulvo-brunneum, hymenio brunneo-nigrescente. Paraphyses simplices, aut ad basim divisae, septatae, ad apices incrassatae, fulvescentes aut fulvo-olivaceae. Thecae, jodo coeruleascentes, majores, cylindricae, olivaceo tinctae, octosporae, ad basim vix attenuatae, 350-400  $\mu$  longae, 18-20 crassae. Sporae ovatae, minute verrucosae, uni- aut vulgo 2-guttulosae, guttulis crassioribus, longitudine 17-20  $\mu$  latitudine 10-12 aequantes.

*Hab.* ad terram, Lisbonne, Lusitania (REV. TORREND).

**PYRONEMA** Carus — Syll. VIII p. 111, X p. 5, XI p. 396, XIV p. 748, XVI p. 710, XVIII p. 23, XXII p. 620.

1. **Pyronema confluens** Tul. — Syll. VIII p. 107. — var. **inigneum** W. 7106  
H. Brown, Amer. Journ. of Bot. II, 1915, n. 6, p. 297. — A typo differt notis tantum biologicis v. physiologicis.

*Hab.* ad terram, Johns Hopkins Univers., Amer. bor.

2. **Pyronema? megalopotamicum** Speg., Mycet. Argent. VI, Anal. Mus. 7107  
Nac. Buenos Aires XXIII (1912) p. 100.—Ascomatibus dense gregariis sed nunquam confluentibus, carnis, hemisphaericis, supra planissimis, 2-5 mm. diam., margine acutis, integris vel vix erosulodenticulatis, subiculo arachnoideo albescente tenuissimo insidentibus, apothecii contextu e cellulis majusculis 20-30  $\mu$  diam. globosis constituto; ascis subcylindraceis, apice rotundatis, basi modice pedicellatis, 200  $\approx$  15-20; paraphysibus filiformibus, anrantiis, apice articulo elliptico vel subpanduriformi 7-9  $\mu$  crasso terminatis; sporidiis oblique monostichis, cylindraceo-ellipsoideis, utrinque subaequantibus, hyalinis, 20  $\approx$  10. Jodi ope nulla.

*Hab.* ad humum et residua organica vegetabilia combusta, in insulis Rio Paranà prope Ibiçuy, Argentina—An melius *Humaria?*

**HUMARIA** (Fr.) Fuck. em.—Syll. VIII p. 118, X p. 4, XI p. 396, XIV p. 749, XVI p. 710, XVIII p. 28, XXII p. 623.

1. **Humaria mollispora** Rodway, Pap. a. Proc. R. Soc. Tasmania f. Year 7108  
1920 (1921), p. 158. — Hemisphaerica, sessilis, carnosa, hyalina-purpurascens, 1 mm. diam., excupulo levi parenchymatico, disco

plano; ascis cylindraceis, octosporis; sporis elliptico-fusoides, levibus, hyalinis forma subirregularibus, tunica tenuissima praeditis,  $18 \approx 5$ ; paraphysibus filiformibus apice breviter clavatis.

*Hab.* ad terram, Cascades Hobart, Tasmania. — *Hum. omphalodes* Masee proxima.

2. **Humaria perpusilla** Peyronel, Nuovo Giorn. bot. it. N. S. 25., 1918, 7109

p. 420, fig. 17-21. — Ascematibus gregariis, superficialibus minutissimis, nudo oculo vix conspicuis, 150-450, plerumque 200-300  $\mu$  latis, glabris, sub microscopio rugulosis, primum fere clausis, sphaeroideis vel turbinatis, mox explanatis, cupulatis vel patellatis, sicis suboriaceis, margine involuto discoque concavo, laete aurantiaco-miniatis, udis pallidioribus, nempe in cremeo vel ochroleuco vergentibus, disciformibus hymenioque plano vel subconvexo, carnosogelatinosis, pellucidis; excipuli contextu pseudoparenchymatico, e cellulis irregulariter polygonis, 5-10  $\mu$  latis constituto; ascis paraphysatis, oblongo-subclavatis, apice primum truncatulis, dein rotundatis, pedicello medioeri donatis, 25-30  $\approx$  3, octosporis; sporidiis oblique monostichis, ellipsoideis, saepe guttulatis, hyalinis, 3-3,5  $\approx$  2; paraphysibus filiformibus, inferne parce ramosis vel etiam simplicibus, 1,5-2  $\mu$  crassis, apice piriformi-vel subsphaeroideo-inflatis, ascos parte incrassata, 2,5-3,5  $\mu$  lata superantibus.

*Hab.* in ramis truncisque decort. vel semidecorticatis *Coryli Avellanae*, Riclavetto (loco dicto La Roccia, 1200 m. alt.) in Vallibus Valdensibus pedemontanis, Italia bor. — Species ascematibus, ascis sporidiisque pusillis facile dignoscenda.

3. **Humaria luteola** Torrend, Broteria, Bot., v. XII, 1914, fase. I, p. 66 7110

(Fung. sel. exs. 272). — Minuta, luteola (Klincks. Cod. C. 216), 1,5-5 mm. lata, primum leviter cupularis, deinde expansa, margine aequali; ascemata solitaria v. saepius aggregata; ascis cylindraceis 200-230  $\approx$  8-10 ad basim sensim attenuatis; paraphysibus linearibus 2-2,5  $\mu$  cr.; sporidiis ellipsoideis, 12-13  $\approx$  8-9, levibus intus granulosis ex granulis irregulariter in 2-3 lateralibus v. excentricis acervis v. saepius in uno centrali dispositis, pulchre botryoideis, fere totam superficiem episorii occupantibus.

*Hab.* ad terram humosam in silvis Coniferarum praecipue larinicinis, Cintra Bemfica, Lusitania.

4. **Humaria longispora** R. Maive, Mycoth. Bor.-Africana, fase. XI n. 270, 7111

(1917); Schedae, in Bull. Soc. Hist. Nat. Afrique du Nord, VIII, 1917, p. 247, fig. 5. — Carpophoris sessilibus, solitariis vel gregariis, ex urceolato cupuliformibus, dein explanatis patelliformibus,

carnosis, 1-4 mm. diam., 2-2,5 mm. hymenophoro extus pilis adpressis vestito, hymenio subeicolore vel pallidiore margine albescente plus minusve fimbriato; hymenio aurantiaco; carne pallidiore. Ascis subcylindricis, operculatis, infra apicem subtruncatum leviter attenuatis, basi longius attenuatis, octosporis, 240 300  $\times$  20-33, parte sporifera 150-230  $\mu$ ; ascosporis monostichis, rarius distichis, valde elongatis, oblongo-ellipsoideis vel subcylindricis, hyalinis, laevibus, tenuiter tunicatis, contentu centro granuloso et apicibus glycogenifero faretis, 29-40  $\times$  11-15; paraphysibus basi dichotome ramosis et anastomosantibus, 4-5  $\mu$  crassis, pauciseptatis, apice incrassato clavulam subcylindricam 8-10  $\mu$  crassam abruptiuscule constrictam, rarius clavulam attenuatam efformanti, contentu aurantiaco. Pilis marginis et exterioribus subhyalinis septatis, apice plus minusve incrustatis, rarius fasciculatis, usque ad 300-350  $\mu$  longis. Jodi ope nullibi coerulescit, sed in apicibus ascosporarum, in epiplasmate, nec non in hyphis subhymenialibus glycogenum ostendit.

*Hab.* ad terram muscosam in Mauretania, Africae bor. (R. MAIRE).

5. **Humaria conformis** Rehm, Ascomyc. Philipp. V, Leaflets of Philipp. Botany VI (1914) p. 2233. — Ascomatibus gregariis, sessilibus, primitus globoso-clausis, dein ureolatis, demum explanatis, disco orbiculari tenuissime marginato, pallide aurantiaco-flavo, 1-2 mm. diam., extus glabris, excipulo parenchymatice contexto, ad basim hyphis nonnullis hyalinis obsesso; ascis cylindraceis, apice rotundatis, 3-sporis, 120  $\times$  9, J-; paraphysibus filiformibus, hyalinis, 2  $\mu$  cr., apice incrassatis, 4-6  $\mu$  latis; sporidiis monostichis, ellipsoideis, hyalinis, levibus, biguttatis, 10-12  $\times$  6-7. 7112

*Hab.* ad fragmenta vegetabilia putrida et ad terram, Luzon, Prov. Laguna, Los Baños, ins. Philipp. (M. B. RAIMUNDO). — *P. deformi* Karst. proxima.

6. **Humaria Raimundoi** Rehm, Ascomyc. Philipp. I, in Philipp. Journ. of Sci. VIII (1913) p. 192. — Ascomatibus solitariis, juvenilibus fere cyathoideis, mox disco patelliformi, plano, crasse marginato, dein irregulariter explanato, demum vario modo complicato et extenso, sanguineo-rubris, extus glabris, subalbatis, centro plus minusve late affixis, carnosis, 0,5-3 cm. diam.; ascis cylindraceis, apice rotundatis, usque ad 300  $\times$  12, octosporis, paraphysibus filiformibus 2  $\mu$ , apice 3  $\mu$  cr., hyalinis obvallatis; sporidiis monostichis, ellipsoideis, utrinque rotundatis, glabris, hyalinis, continuis, guttis 1 vel 2 magnis praeditis, 15-18  $\times$  8-10. 7113

*Hab.* in ligno decorticato, Luzon, Prov. Laguna, Los Baños, ins. Philipp. (M. B. RAIMUNDO).

7. **Humaria caballina** Rehm, Ascom. Philippin. VII, in Leaflet of Philippin. Bot. VIII, 1916, p. 2930. — 7114

Apothecia congregata, sessilia, primitus globoso-clausa mox patellaria, irregulariter complicata, crasse marginata, -1 cm. lata, disco rubro, excipulo glabro, avelaneo, crasse parenchymatice contexto, flavido, cellulis externis 5  $\mu$  latis, sicca extus subrugulosa; ascis cylindraceutis, 60-70  $\times$  6-8, 8-sporis, J. Sporis ellipsoideis, 1-cellularibus, interdum biguttulatis, glabris, hyalinis, 5-6  $\times$  4, 1-stichis. Paraphyses filiformes, 1,5 ad apicem 2,5  $\mu$  latae, rubrae. Color ruber in aqua solvitur.

*Hab.* ad stercorem equinum, Mt. Maquiling, Ins. Philip. (Dr. E. B. COPELAND). — Magnitudine apotheciorum insignis, itemque minutie sporarum accedit ad *Hum. Guanaci* Rehm. et *H. merdarium* Fries.

8. **Humaria Carota** Boedyn et v. Overeem, in Hedw. 1917 (1918) p. 309, 7115

tab. II fig. 2-4. — Ascomatibus gregariis v. sparsis, rubro-minutiatis, pallidius marginatis, 4-5 mm. lat., sessilibus, initio globosis, clausis, mox circulari apertis et discum applanatum ostendentibus, denique convexis et immarginatis, levibus, raro irregularibus sublobatis, extus roseis, pilosulis; ascis clavato-cylindraceutis, 170-220  $\times$  12-19, apice rotundatis, 8-sporis; sporidiis ellipsoideis, rotundatis, monostichis, eguttatis, 15-20  $\times$  8-10; paraphysibus bacillaribus septatis, sursum valde dilatatis, rotundatis, interdum obtuse bilobis, 11-20  $\mu$  cr. ibique e *carotina* soluta aurantio-rubentibus. nec non crystallaria acienlaria carotinea rubris, 20-50  $\mu$  longa, continentibus.

*Hab.* in fimo vaccino pr. Fort Uitermeer pr. Weesp., Neerlandia. — Paraphysibus crystallariae carotinae eximia (an normaliter) continentibus mox dignoscenda species. Ascis jodi ope immutati.

9. **Humaria granulata** (Bull.) Quéf. — Syll. VIII p. 129 — var. **micro-** 7116

**spora** Rehm, Ascomyc. Philipp. III, in Philipp. Journ. of Sci. VIII (1913) p. 405. — Ascomatibus 1-2 mm. latis; sporidiis oblongis utrinque rotundatis, eguttatis, hyalinis, 10-12  $\times$  4-4,5.

*Hab.* ad fimum alienjus herbivori, Luzon, Prov. Laguna Mt. Banajao, ins. Philipp. (E. B. COPELAND).

10. **Humaria coprogena** Sacc., Ann. Mycol. XII, 1914, p. 291. — 7117

Ascomatibus fimiculis, mox late apertis, plano-scutellatis, sessilibus, glabris, 0,5-1,5 cm. latis, subsolitariis, extus levibus brunneolis, demum saepe undulatis, margine acuto vix crenulato, disco (vegeto) laete vinoso-flavo, sublevigato, excipuli contextu ex cellulis ampliu-

sculis, 15-20  $\mu$  diam. dilute ochraceo-brunneis conflato; hymenio toto ochroleuco; ascis cylindricis, apice rotundato-truncatis, sensim longe tennato-stipitatis, 170-190  $\times$  9-10 (p. sporif. 80  $\mu$  long.), jodi ope immutatis, octosporis, paraphysibus filiformibus apice vix crassioribus et brunneolis; sporidiis oblique monostichis, ellipsoideis, levibus. 14,5-15  $\times$  7,5-8, e hyalino dilutissime fuscidulis, faretis.

*Hab.* in fimo putrescente equino. socia *Humaria Petrakii* M. Weisskirchen, Moravia (F. PETRAK). — Pluribus speciebus proxima, e g. *H. semimmersae*, *H. Keithii*, *H. Ripensi* sed satis diversa. Seleotium nullum.

11. ***Humaria Petrakii*** Sacc., Ann. Mycol. XII, 1914, p. 291. — Ascomatibus sparsis, fimiculis, scutellato-discoformibus, majusculis orbicularibus, 5-10 mm. diam., applanatis, disco dilute sordideque rube-scente, margine angusto parce revoluto nigricante ex hyphis relaxatis tereti-fusoideis, 90-100  $\times$  5-9, brunneis efformato; ascis cylindricis apice obtusis, operculatis, jodo non tinetis, 140-150  $\times$  9-9,5, parte sporif. 90-100  $\mu$  longa, octosporis, paraphysibus filiformibus non v. vix clavulatis, guttulatis, hyalinis obvallatis; sporidiis recte monostichis, ellipsoideis 11-13  $\times$  7-7,5, eguttulatis, hyalinis, levibus. 7118

*Hab.* in fimo coacervato, sat recenti equino pr. M. Weisskirchen, Moravia (F. PETRAK). — Pluribus affinis, sed distincta. Ab *Hum. Chateri* differt sporidiis levibus, paraphysibus non clavatis, hyalinis et habitatione; ab *Hum. maurilabra* differt ascomatis margine non crispato-crenato, sporidiis brevioribus, statione etc.; ab *Hum. merdaria* disco non badio, ascomate non glaberrimo, multo majori, non umbilicato etc.

12. ***Humaria phagospora*** Flag. et Lort., Bull. Soc. Mycol. Fr. 1914, p. 222, t. XII f. I. — Minuta, 0,5-1 mm. lata, sparsa, sessilis, plana vel subconvexa, tenuiter marginata, aurantio-carnosa, humiditate decolorata, glabra, pruinosa; hymenio concolore; ascis cylindraceutis, ad basim, brevissime attenuato-stipitatis primo octosporis, demum tetrasporis 140  $\times$  12; paraphysibus simplicibus, septatis, granulis aurantiacis repletis, ad apicem sensim incrassatis, 4  $\mu$  latis; sporis primo 6-8 in unâquâque thecâ, tunc laevibus, sed bene conformatis et quandoque guttulis unâ vel duabus dotatis dein quatuor tantum in maturo statu, et tunc granulato-asperulis vel acutis verrucosis, ovatis, continuis hyalinis et guttulâ oleosâ sat amplâ, saepius unica, raro duabus, inaequalibus, fetis, 18  $\times$  11. 7119

*Hab.* ad terram argillaceam et udam inter muscos parvulos, Clessy, Gallia.

13. *Humaria ovalispora* (Boud.) Saccardo, *Pulvinula ovalispora* Boud., 7120  
Bull. Soc. Myc. Fr. XXXIII (1917) p. 16, tab. V fig. III.— Minuta, 2-3 mm. lata, sessilis, glabra, aurantio-miniata, unicolor, carne pallidior; ascematibus lentiformibus, non marginatis; paraphysibus gracilibus, dichotomicè divisis, ad apices non incrassatis et curvatis, intus granulis oleosis aurantiacis irregulariter repletis; ascis cylindraceo-clavatis, 160-200  $\times$  13-15; sporidiis ellipsoideis, levibus, intus ad extremitates granulosis, 14-17  $\times$  7-9.

*Hab.* ad terram nudam in Algeria (MAIRE).

14. *Humaria Jeannelii* (Lagarde) Saccardo, *Pustularia Jeannelii* Lagarde 7121  
in Biospeleolog. XXXII, 1913, p. 287, t. XIII f. 10-12.— Ascomate, sessili, concavo, rarius applanato, 4-6 mm. diam., dilute aurantiaco, extus pallidior tomentello margine integro brunneo; ascis operculatis, cylindraceis, 180-200  $\times$  10-12, deorsum tenuatis, 8-sporis, apice jodi ope caeruleo-olivaceis; paraphysibus filiformibus minute guttulatis, hyalinis; sporidiis monostichis ovato-ellipsoideis, 18-20  $\times$  8-10, levibus, intus granulosis, hyalinis.

*Hab.* ad terram in speluncis in prov. Huesca, Hispaniae.

15. *Humaria glacialis* (Rehm), Saccardo, *Plicaria glacialis* Rehm; Ann. 7122  
Mycol. XI, 1913, p. 396. — Apothecia gregaria, primitus globosoclausa, dein patellaria, crasse marginata, ad basim valde constricta, 1 cm. lata, purpureo-fusca, extus glabra, pagina inferiore pallidior. Asci cylindraceo-clavati, apice rotundati, 8-spori, 200  $\times$  20, J +. Sporae ellipsoideae, utrinque acutatae, glabrae, 1-magnitudinatae, hyalinae, 20  $\times$  9, 2- versus basim 1-stichae. Paraphyses filiformes, septatae, 3-4  $\mu$ , ad apicem clavatae 8  $\mu$ , fuscae.

*Hab.* ad terram prope Albertus, « British Am. Great Glacier, » (BRUCE FINK). — *Pl. purpurascens* (Pers.) proxima.

16. *Humaria subturbinata* Rehm in Rick, Ann. Mycol. IX, 1911, p. 183 7123  
(nomen nudum).

**ASCODESMIS** v. Tiegh.— Syll. VIII p. 824, XVIII p. 29, XXII p. 627.

1. *Ascodesmis porcina* Seaver, Mycologia VIII, 1916, p. 3. — Ascomatibus perminutis, vix visibilibus, sparsis v. subgregariis, initio subglobosis dein expanso-subdiscoideis, extus pallidis, vix 0.5 mm. diam.; hymenio alte convexo dein fusco, demum (ob sporidia) nigricante; excipulo fere nullo; ascis late clavato-ovoides, basi abrupte tenuatis, 75-90  $\times$  25-35; sporidiis octonis, biseriatis, v. in apice asci conglobatis, subglobosis, initio hyalinis, levibus, demum e fusco brunneis 10-13  $\mu$  diam., rarius 12-13  $\times$  10-11, irregulariter

verruculosis, medio anguste simpliciter v. fureato-costulatis; paraphysibus brevibus, sursum clavulatis, 5  $\mu$  cr.

*Hab.* in excremento porcino ex Porto Rico et N. Jersey; culta in laboratorio horti bot. New York, Amer. bor.

**BARLAEINA** Sacc.—Syll. VIII p. 111, X p. 5, XI p. 396, XIV p. 748, XVI p. 710 (sub nom. *Barlaea*), XVIII p. 23, XXII p. 621.

1. **Barlaeina verrucosa** (Rodway) Sacc., *Barlaea* Rodw. Pap. a. Proc. 7125  
R. Soc. Tasmania f. Year 1920 (1921), p. 158. — E hemisphaerica plana, sessilis, chermesina, carnosa, 1 mm. diam.; excipulo parenchymaticeo praedita; ascis cylindraceis octosporis; sporidiis monostichis, globosis, 20  $\mu$  diam., verrucis magnis hemisphaericis tectis, hyalinis; paraphysibus angustis, clavulatis, chermesinis.

*Hab.* ad terram, Cascades, Hobart, Tasmania.

2. **Barlaeina incarnata** (Duv. et Maire) Saccardo. *Caloseypha incarnata* 7126  
Duvern. et Maire, Bull. Soc. H. N. de l'Afr. du Nord 1917, p. 179. — Ascomatibus sessilibus, 0,5-1 cm. lat., carnosus, fragilibus, cupulatis, dein expansis, extus margineque furfuraceo-pruinosis (sub lente) basi albidis, versus marginem incarnatis v. brunneo-vinosis; hymenio ex incarnato pallido roseolo, carne non v. vix hygrophana, tenui, albida, inodora, sapore miti; ascis octosporis, operculatis, subcylindraceis, apice truncatis, basi subattenuatis, 135-160  $\times$  8-10; paraphysibus apice ramosis, septatis, hyalinis, 3-5 (apice)  $\mu$  cr.; sporidiis monostichis, hyalinis, levibus, globosis, 6-8  $\mu$  diam., tenui, tunicatis, pluriguttulatis.

*Hab.* in solo humoso et quisquiliis sub E u e a l y p t i s, pr. Souma Mauretaniae, Afr. bor. — Ascomata vetusta, margine incarnato excepto, albida.

3. **Barlaeina Lortoni** (Bond.) Saccardo, *Plicaria Lortoni* Boud. in Bull. 7127  
Soc. Myc. Fr. XXXIII (1917) p. 15, tab. V fig. I. — Minuta, sessilis, cinnamomeo-fuliginosa, 3-5 mm. lata; ascomatibus vix urceolatis, dein applanatis, sat crassis, extus minutissime furfuraceis, cinnamomeis, hymenio saturatiore, carne concolore sed pallidiore; paraphysibus rectis, non vel vix septatis, sub microscopio leniter tinctis, 3-5  $\mu$  crassis; ascis late clavatis, octosporis, 200-250  $\times$  22-28; sporidiis perfecte rotundatis, albis, levibus, intus guttula unica saepe divisa aut granulis comitantibus repletis, 15-16  $\mu$  diam.

*Hab.* in carbonariis Clessy, Gallia (LORTON).

**PITHYELLA** Boudier, Icon. Mycol. III, tab. 519. — Affine gen. *Bar-*

*laeinae* a quo verisimiliter tantum differt sporidiis sphaeroideis.—  
Typ. gen. *Pith. hypnina* (Quél.).

1. **Pithyella hamata** J. E. Chenantais, Bull. Soc. Mycol. de Fr., XXXIV, 7128  
1918, p. 39., tab III fig. 3 — Ascomatibus nudis ceraceis sessilibus  
urceolatis, turbinatis dein expansis, in sicco bi- v. tri-revolutis, 1 1/2  
-2 mm.; disco aurantiaco obscurante, paraphysibus exsurgentibus  
punctato, a mycelio brunneo copioso, nonnunquam pseudo-stipitem  
efformante, ortis; extus pilis candidis intricatis brevibus uncinatis,  
25-30  $\mu$ , in costas dispositis, ad marginem praecipue copiose ve-  
stitis (sub lente); ascis cylindraccis apice rotundatis, crasse sti-  
pitatis, 55-60  $\approx$  7-8, paraphysibus ramosis v. simplicibus obvallatis;  
sporidiis monostichis hyalinis sphaericis magniguttulatis, 4  $\mu$  cr.  
*Hab.* sub epidermide Buxi in cavis circa *Triblydii hysteriori*  
stipites, la Roche prope Ruffec, Charente, Gallia. — Est *Tricho-*  
*scyphaea* gen. *Arachnopezizae* proxima.

\*) **LAMPROSPORA** De Not., Comm. Crittog. Ital. 1864, I p. 388 (Etym.  
*lampros* splendens, et spora). — Ascomata *Barlaeinae*, h. e. sentel-  
lata, sessilia, minuta, saepius lacte colorata, ascis octosporis, pa-  
raphysatis, sporidiis vero aequè sphaericis sed distincte areolatis,  
v. areolato-muricatis, hyalinis. — Huc quoque ducendae species non-  
nullae *Barlaeinae* de quibus cfr. suis locis.

1. **Lamprospora ascoboloides** Seaver, l. c. p. 10, t. 114, f. 8. — Primum 7129  
globosa et subimmersa dein gradatim aperta hymenio primum  
concaviusculo dein plano et maturitate convexo et indistincte mar-  
ginato, plerumque vix 1 mm. diam. et saepe minori, crebre in de-  
pressionibus substrati nidulante sed nunquam tecta, aurantiaca,  
extus leniter floccosa, hymenio ob ascos latiores protrudentes ru-  
goso demum ex ascis collabescentibus picto, saepe hymenio etiam  
collabescenti et tunc concavo; ascis cylindraceo-clavatis, circ. 175-225  
 $\approx$  18-20; sporis primum levibus 1-2 guttulatis, dein majoribus, ma-  
turis rugulosis, rugulis 2  $\mu$  cr., rectis v. plerumque curvatis non-  
nullis subparallelis aliis varie dispositis v. angulo recto dispositis,  
quandoque ramosis v. laxè et incomplete sub reticulatim dispositis,  
sporis 15-18  $\mu$  diam., hyalinis; paraphysibus clavatis, apice 5-6  $\mu$   
diametro.

\*) Cfr. hujus generis expositionem monographicam cl. SEAVER in *Mycologia*  
6., 1914, p. 5-24 et tab. 114.

*Hab.* gregatim ad terram, Portland, Connecticut, New York, Virginia (Amer. bor.).— Sporae eis *Ascoboli* in mentem reddunt.

2. **Lamprospora spinulosa** Seaver, l. c., 11., t. 114 f. 5.— Minuta plerumque vix 1 mm. diam., primum clausa et subglobosa, dein aetate graduatim aperta et hymenio leniter convexo et margine fibrilloso limitato, extus leniter floccosa, hymenio ob ascos dimidium longitudinis protrudentibus rugoso, ascis demum collabescentibus; ascis clavato-cylindraceis circ. 200  $\approx$  18-20; sporidiis primum levibus, grosse uniguttulatis, dein delicate rugulosis et maturis, 15-20  $\mu$  diam., breviter obtuseque spinulosis, spinis 2-3  $\mu$  longis 1  $\mu$  cr., hyalinis; paraphysibus clavatis, septatis et intus granulosis.

*Hab.* gregatim ad terram inter muscos, Horto Botanico New York, Amer. bor.

3. **Lamprospora anulata** Seaver, l. c., p. 11, t. 114 f. 9.— Primum globosa et partim in substrato immersa dein expansa et hymenio plano v. subplano et plus v. minus picto et rugoso, pallide aurantiaco, 0,5 usque 1 mm. diam.; ascis cylindraceis v. subcylindraceis, infra in pedicellum brevem contortum attenuatis, 200  $\mu$  long. et circ. 20  $\mu$  diam., primum faretis dein aetate dimidiam partem tantum sporidia gerentibus; sporidiis primum monostichis, sphaeroideis et juventute levibus et granuloso faretis, 12-14  $\mu$  diam., dein aetate extus rugam 3  $\mu$  cr. anulatim dispositam supra et infra parallele v. subparallele praeditis, coeterum minute verrucosulis et 16-18  $\mu$  diam., hyalinis; paraphysibus supra incrassatis (5  $\mu$  diam.) et dense granuloso faretis.

*Hab.* gregatim ad terram inter muscos et algas, Portland Connecticut, New York, Amer. bor.

4. **Lamprospora maireana** Seaver, l. c. p. 14, t. 114, f. 23.— *L. tuberculata* Maire, nec Seaver, in *Myc. bor. africana* 1915 n. 22, p. 68 (cum descriptione).— Primum globosa dein expansa, maturitate hymenio plano v. concaviusculo, intus extusque omnino pallide aurantiaca, usque 2 mm. circ. diam.; ascis cylindraceis v. subcylindraceis, infra sensim stipitiformi attenuatis, 300-325  $\approx$  30; sporidiis monostichis, sphaeroideis, 23  $\mu$  diam. subhyalinis, primum levibus maturitate tuberculato-verrucosis seu verrucis submuriculatis 3-5  $\mu$  diam. praeditis; paraphysibus apice fortiter incrassatis et usque 8  $\mu$  cr.

*Hab.* gregatim ad terram inter muscos et algas, Algier, Africa bor., et New York, Amer. bor.

5. **Lamprospora tuberculata** Seaver, *Mycologia* 11., 1912, p. 47, tab. 7133

57 fig. 1-5.— Cfr. Maire, Schedae Myc. bor. afric. n. 22.— Ascomatibus minutis 1.5-2 mm. diam.; hymenio sensim ampliato demum plano v. leviter convexo, margine tenuiter fimbriato praedito, pallide aurantio, ob ascos protrudentes ruguloso: ascis cylindraceis operculatis 15-18  $\mu$  cr.; sporidiis globosis primum levibus et crasse uniguttatis dein rugulosis demum (maturis) grosse tuberculatis, 16  $\mu$  diam., hyalinis, tuberculis levibus; paraphysibus clavatis.

*Hab.* ad terram udam inter muscos, prope Yonkers, New York et New Jersey, Amer. bor. — A *Barlaeina* (Lampr.) *maireana* imprimis differt tuberculis sporidiorum levibus nec reticulatis.

6. **Lamprospora tuberculatella** Seaver, l. c. p. 15., t. 114 f. 6 — Primum 7134  
globosa apice dein aperta demum gradatim expansa et discoidea, supra convexa et floccosa et hymenio ob ascos protrudentibus sub-spinulosa, pallide aurantiaca, 0.3-0.5 mm. diam. raro usque 1 mm.; ascis cylindraceis v. subcylindraceis; sporidiis monostichis, primum levibus et centro grosse uniguttatis, maturando majoribus et 20  $\mu$  circ. diam. et tuberculatis (20-25 tub. circa perimetrum sporidii); paraphysibus supra inflatis et granulis aurantiacis faretis.

*Hab.* gregatim ad terram inter muscos, prope Yonkers, New York, Amer. bor. — *L. tuberculatae* proxima sed differt tuberculis multo minoribus.

7. **Lamprospora lutziana** Boud., Bull. Soc. Myc. Fr. XXXIII (1917) 7135  
p. 15, tab. V fig. 11. — Minuta, 1-2 mm. lata, sessilis, hemisphaerica, extus glabra, submarginata, hymenio plano dein convexo; paraphysibus rectis, vix aut non ad apicem incrassatis, pallide coloratis, 8-10  $\mu$  crassis; ascis clavatis, amplis, octosporis, 250-280  $\approx$  20-25; sporidiis perfecte rotundatis, albis, primitus levibus dein minute verruculosis, guttula unica praeditis, 17-19  $\mu$  diam.

*Hab.* inter caespites Muscorum (*Philonotis fontana*), Cantal. Gallia (LUTZ).

8. **Lamprospora areolata** Seaver, Mycologia, 4., 1912, p. 48, tab. 57 7136  
fig. 6-8. — Ascomatibus minutis 0.5-1 mm. diam., primum globosis irregulariter delihescentibus demum hymenio plano v. leviter convexo laete rubro ob ascos protrudentes plus minus ruguloso; ascis cylindricis 15-18  $\mu$  cr. octosporis; sporidiis globosis primum levibus crasse uniguttatis demum rugulosis et profunde areolatis circ. 16  $\mu$  diam.; paraphysibus clavatis.

*Hab.* ad terram inter muscos in silvis, prope Yonkers, New York, Amer. bor.

9. **Lamprospora insignispora** (Boud.) Saccardo, *Humaria insignispora* 7137

Boud. et Torr., Bull. Soc. Mycol. Fr. 1911, p. 131, t. V f. III. — Minuta, 2-4 mm. lata, aurantiaca; sporis ovatis, albis, verrucis oblongis tectis. Receptacula pulvinata, submarginata, subtus vix tomentosa; hymenio aurantio. Paraphyses simplices aut divisae, ad apices clavulatae, intus granulosaе, aurantiacae. Thecae octosporae hyalinae cylindraceae, ad basim attenuatae, 220-240  $\mu$  longae, 16-18  $\mu$  crassae. Sporae achroae, papulis sat magnis cylindricis aut oblongis tectae, 18-21  $\mu$  longae, 15-16  $\mu$  latae.

*Hab.* ad terram Lisbonne, Lusitania (REV. TORREND).

10. **Lamprospora tropica** (Rehm) Saccardo, *Plicaria tropica* Rehm, A- 7138  
scom. Philippin. VII, in Leaflet of Philippin. Bot. VIII, 1916, p. 2931. — Apothecia gregaria, sessilia, primitus globoso clausa, dein cyathoidea, demum plus minusve explanata, integra, crasse marginata, hymenio dilute fuscidulo, excipulo fuligineo-fusco, vix verruculoso, ad basim -1 cm. lata, angustata, ibique nigrescentia, 2-4 cm. lata, 2 cm. alta, sicca valde complicata corrugataque, parenchymatice contexta, cellulis externis circa 15  $\mu$  latis; ascis cylindraceis, 200  $\approx$  9, 8-sporis, J-: sporis subfusoidis, areolato-verrucosis, 1-cellularibus primitus guttulis parvulis oleosis 1-2 instructis, hyalinis, 10-12  $\approx$  6-7, 1-stichis. Paraphyses filiformes 1,5  $\mu$ , ad apicem 2  $\mu$  latae et subcurvatae, dilute fuscidulae.

*Hab.* ad cinerem *Bambusa* e cum stercore mixtum, Los Baños, Ins. Philip., (M. B. RAIMUNDO). — *Pezizae phylogenes* Cke. similis sed imprimis sporis diversa. Sporis areolato-verrucosis parvulis insignis.

**SARCOSCYPHA** (Fr.) Sacc. — Syll. VIII p. 153, XI p. 398, XIV p. 753, XVIII p. 30, XXII p. 628.

1. **Sarcoscypha minuscula** Boud. et Torr., Bull. Soc. Mycol. Fr. 1911, 7139  
p. 128 t. IV f. III. — Minutissima, stipitata 1-3 mm. lata albida, hymenio coccineo. Receptaculum stipitatum: extus ut pediculus albidum, vix tomentosum, cupulare, hymenio pulchre coccineo. Paraphyses graciles, rufescentes, ramosae, ad apices vix incrassatae. Thecae elongatae, octosporae, hyalinae, ad basim longe attenuatae operculatae, et ante operculum annulo prominente notatae, 300-370  $\mu$  longae, 13-15 spissae. Sporae hyalinae, late ovatae, regulares, laeves, guttulis oleosis duabus sat minoribus includentes, 15-17  $\mu$  longae, 11-12 latae.

*Hab.* ad ramulos putridos *Juniperorum* et *Thuyarum*, Lisbonne, Lusitania.

**PILOCRATERA** P. Henn. — Syll. VIII p. 130, XI p. 398 (sub nom. *Trichosecypha*), XIV p. 31, XVIII p. 31.

1. **Pilocratera novo-guineensis** Ramsbott. in Gibbs, Contr. Phytogeogr. 7116  
Arfak Mount. p. 185 (1917). — Rubra; ascomatibus ceraceo-carnosis, stipitato-cupulatis, 1.5-2 cm. diam., extus pruinosis, margine pilosis, quoque pilo e tubulis septatis hyalinis coalitis composito; cupula hemisphaerica, stipite compresso 3-3.5 cm. longo, 1 mm. cr. pruinoso; ascis cylindricis 320  $\times$  15-16, breviter stipitatis, parte sp. 170  $\mu$  long. apice jodo non coeruleo-olivaceis, 8-sporis; sporidiis monostichis, fusoido-ellipticis, 2-guttulatis, 23-28  $\times$  12-15; paraphysibus cylindræis, septatis, 5  $\mu$  cr.

*Hab.* in ligno putrido, pr. Manokocari in Nova Guinea.

2. **Pilocratera abnormis** Peck in N. Y. State Mus. Bull. 150 [1910] p. 7141  
37 (1911). — Cupulis sparsis, stipitatis, parvis, 1-4 mm. latis, obconicis vel acetabuliformibus, pallido-griseis, minute pubescentibus; stipite 1-3 mm. longo, insitio vel basi bulbiloso, hirta, cupulae in colore simili; ascis subcylindræis, 160-200  $\times$  10-12, filiformi-paraphysatis; sporidiis oblongis vel subfusoidis, rectis vel leviter curvatis, utrinque leniter angustatis vulgo uninucleatis, 25-40  $\times$  8-10.

*Hab.* in ligno decorticato *Betulae* *Interea*, Fine N. Y. nec non in ligno putrescente prope Ischpeming, Michigan, Amer. bor.

3. **Pilocratera maxima** Sydow, Ann. Mycol. X, 1912, p. 82. — Stipitata, ceraceo-carnosa, cupulato-infundibuliformis, extus albido-aurantiaca et levis, 2-5 cm. lata, ad marginem squamis setiformibus usque 1 mm. long. simplicibus obsita; stipite 2-2.5 cm. longo 2-4 mm. cr., glabro, levi, aequali, concolore; disco aurantiaco; ascis cylindræis subsessilibus, apice rotundatis, 175-220  $\times$  20-25, octosporis, paraphysatis; sporidiis monostichis, ellipsoideis, utrinque leniter attenuatis v. rotundatis, continuis, hyalinis, intus guttulatatis, 20-26  $\times$  10-12.

*Hab.* ad ligna v. ramos (?), Hayoep, Borneo sud-or. (H. WINKLER). — *P. amoena* proxima.

**LACHNEA** (Fr.) Gill. — Syll. VIII p. 166, X p. 5, XIV p. 754, XVI p. 716, XVIII p. 76, XXII p. 629.

1. **Lachnea** (*Cheylimonia*) **furcifera** v. Höhnelt, Ber. deutsch. bot. Ges. 7143  
XXXV, 1917, p. 248 (nomen nudum). — A coeteris speciebus differt setulis partim 1-2 ramosis (cfr. Fragmente z. Mykol. 1022, in Sitzb. k. Ak. d. Wiss. Wien 1917).

2. *Lachnea macrothelis* Sydow, Engler<sup>9</sup> Botan. Jahrbüch., 54., 1916, 7144 p. 258. — Ascomatibus sparsis, sessilibus, 3-6 mm. diam., mox discum planum miniatum nudantibus, extus brunneolis et, praecipue ad marginem, pilis 1-1  $\frac{3}{4}$  mm. longis castaneo-brunneis acutis septatis crasse tunicatis basi 30-40  $\mu$  crassis sursum angustioribus simplicibus vestitis, carnosis, in siccio pallidioribus; ascis cylindraceis, ad apicem obtusis, breviter stipitatis, 190-220  $\times$  15-17, octosporis; paraphysibus hyalinis, guttulatis, 2-3  $\mu$ , ad apicem clavato-incrassatis et 4-8  $\mu$  latis; sporidiis recte monostichis, ellipsoideis, utrinque rotundatis, continuis, 21-25  $\times$  12-14, verrucis grossis (2-3  $\mu$  altis) semiglobosis, sed facile deciduis obsitis.

*Hab.* ad corticem muscosam, « Felsspitze », Nova Guinea nord-or. Africae (LEDERMANN).

3. *Lachnea fusispora* v. Höb., Ann. Mycol. 15., 1917, p. 352; Ber. deutsch. bot. Ges. 35., 1917, p. 250. — Ascomatibus sessilibus, sparsis, depresso-scutellatis, 4-5 mm. latis, 0,7-0,8 mm. cr., extus asperulis, brunneis, disco rubro; hypothecio parenchymatico e cellulis 20-40  $\mu$  diam. conflato, extus parvicelluloso, obscurato; excipulo 80-100  $\mu$  cr. parenchymatico vix extanti, prope marginia setis brunneis ornato et ambitu crenulato; setis discretis v. fasciculatis, 160-500  $\times$  12-16, interdum longioribus, 6-10 septatis, apice subacutis; ascis cylindricis, 260-280  $\times$  14, vix jodo tinctis; sporidiis monostichis, levibus, hyalinis, subfusioideis, utrinque rotundatis, crasse 1-guttatis, 21-26  $\times$  10-11; paraphysibus filiformibus, sursum vix incrassatis, rubroguttulatis.

*Hab.* ad ligna putrida p i n e a pr. Karlsbrunn Silesiae (J. WEESE). — Sporidiis fusioideis coloreque disci distinguenda species. Proxima *L. gregariae* R. et *L. aretisporae* Cooke.

4. *Lachnea albo grisea* Rehm, Ascomyc. Philipp. I. in Philipp. Journ. of Sci. VIII (1913) p. 193. — Ascomatibus gregariis, sessilibus, primitus globoso-clausis dein urceolatis, demum disco orbiculari crasse marginato, extus pilis sparsis, rectis, fusiformiter utrinque acutatis, fuscis, 2-3 septatis, 120-150  $\mu$  longis, medio 12-15  $\mu$  cr. obsessis, 1-2 mm. altis, 1-3 mm. diam., cinereo-albis, carnosis; ascis cylindraceis, apice rotundatis, octosporis, 150  $\times$  12-14, paraphysibus filiformibus 2,5-3  $\mu$ , ad apicem usque ad 10  $\mu$  cr., hyalinis obvallatis; sporidiis monostichis, subglobosis (in asco), continuis, haud guttatis, glabris, hyalinis, 12  $\times$  10.

*Hab.* ad humum ripae saxosae, Luzon, Prov. Laguna, Los Baños, ins. Philipp. (E. B. COPELAND). — Specimina non perfecte evoluta.

*Pezizae (Sarcoscyphae) cretae* Uke. affinis.

5. **Lachnea nemorea** v. Höhn., *Fragm. z. Mycol.* 853, in *Stzgsb. Akad.* 7117  
*Wiss. Wien CXXIII*, 1, p. 114 (1914). — Ascomatibus 0,5-1,5 mm.  
 latis, initio cupulatis dein applanatis, extus brunneolis, disco pal-  
 lido, siccio luteolo, basi hyphis copiosis luteolis, curvulis, 5-8  $\mu$  cr.  
 humo radicatis, extus setosis, setis lateralibus brevioribus, margi-  
 nalibus copiosis, densis, rigidis, sursum obtuse rotundatis, 8  $\mu$  circ.  
 crassis, hyalinis vel lutescentibus, 500  $\mu$  usque longis, septatis;  
 ascis cylindraceutis 200  $\approx$  12, jodi ope non coerulescentibus, paraphy-  
 sibus copiosis, filiformibus, 2-3  $\mu$  cr., apice ad 4-5  $\mu$  clavato-inflatis  
 obvallatis; sporidiis monostichis, ellipsoideis, utrinque attenuatis,  
 obtusis, hyalinis, eguttulatis, 16-19  $\approx$  9,5-12; hypothecio grosse pa-  
 renchymatico, 300-400  $\mu$  crasso.

*Hab.* ad terram humidam prope Vindobonam, Austria. — A spe-  
 ciebus affinibus facile distinguitur setis longis et obtusis. — Est  
*Trichariae* spec. sec. Bond.

6. **Lachnea austriaca** Saec. et Trott, *Syll.* XXII p. 634. — *Lachnea (Me-* 7148  
*lastiza) Boudieri* v. Höhn. 1910 nec Torr. — *Unfr.* etiam. v. Höhn.  
 in *Fragm. z. Mykol.* 783, in *Stzgsb. Akad. Wiss. Wien CXXI*, 1,  
 p. 405 (1912) tab. II fig. inf.; *Rehm. Ascom. exs. n.* 1876. — Asc-  
 omatibus gregariis vel contertis, disco cinnabarinis extus brunneis,  
 rotundatis, margine tenui incurvato praeditis, siccis pallescentibus,  
 usque ad 5-6 mm. latis; excipulo basi circ. 160  $\mu$  cr., marginem  
 versus tenuiore, e cellulis 28-56  $\approx$  20-40, interioribus hyalinis exte-  
 rioribus brunneis contexto, ad basin hyphis rhizoidalibus 8-14  $\mu$   
 cr., curvis, saepe ramosis, brunneis praeditis, prope marginem setis  
 brunneis, obtusis, 3-4-ocularibus, 130-150  $\approx$  9-10, brevioribus inter-  
 mixtis obsitis; hypothecio hyalino 140-150  $\mu$  cr.; strato hymeniali  
 250-350  $\mu$  alto: ascis cylindraceutis, sursum rotundatis, J-, 250-300  
 $\approx$  13-14, paraphysibus filiformibus 4  $\mu$  cr. apice oblongo-clavulatis  
 et 7  $\mu$  cr. obvallatis; sporidiis recte vel suboblique monostichis,  
 ellipsoideis, grosse obtuseque verrucosis, apicibus papilla appla-  
 nata ad 3  $\mu$  alta auctis, hyalinis, 20-22  $\approx$  15-16,5.

*Hab.* ad terram argilloso-calcaream prope Kalksburg in ditone  
 Vindobonensi. — *L. miniatae* affinis. — Est *Melastizae* spec. sec. cl.  
 Boudier.

7. **Lachnea Boudieri** (Grelet) Saec., *Trichophaca Boudieri* Grelet, *Bull.* 7149  
*Soc. Myc. Fr. XXXIII* (1917) p. 95, tab. 7. — Gregaria vel sub-  
 sparsa, sessilis, carnosa, ex hemisphaerico applanata, 1-4 mm. lata,  
 extus pilis erectis brunneis vestita; hymenio albido vel pallido,

marginè ciliato; ascis cylindræco-clavatis, ad basim attenuatis, operculatis, octosporis, 200-280  $\times$  15-20, jodo non tinctis; paraphysibus gracilibus, septatis, hyalinis, ad basim ramosis ad apicem haud incrassatis, 2-3  $\mu$  cr.; sporidiis monostichis, ovato-ellipsoideis, hyalinis, levibus, intus minute granulosis, 18-21  $\times$  12-13. — Pili marginales simplices, brunnei, rigiduli, apice acuti vel obtusi, parce septati vel continui, 200-900  $\times$  13-18, pili inferi breviores saepeque basi bulbosi, ad 17-35  $\mu$  cr. Quidam alii intermixti longissimi, flexuosi, pallidi aut pallide fuscii, pluriseptati, hyphaeformes, 2-3  $\mu$  crassi, praesertim ad basim receptaculi interdum perspicuntur.

*Hab.* ad terram nigrescentem in umbrosis, prope Savigné (Vienne). Gallia. — Nomen virisimiliter mutandum quia jam extat *Lachn. Boudieri*. — Habitu, *T. Woolhopeiam* simulat sed notis micrologicis, praesertim sporis, omnino distincta. *T. bulbo-erinitae* disco pallidiore, pilis et loco diversa.

8. **Lachnea Longii** (Seaver) Saccardo, *Sepultaria Longii* Seaver, Mycologia, 7., 1915 p. 199 t. 161. — Ascomatibus gregariis v. caespitosis, initio clausis et semi-sepultis, dein circulari v. irregulari-apertis, 4 cm. diam., orbicularibus v. e mutua pressione angulosis, contortis v. compressis, extus pallide brunneis, longe pilosis; pilis flexuosis, septatis, brunneis, aequalibus, disco concavo-applanato, colore non indicato; ascis subcylindricis deorsum stipitiformini-tenuatis, 250-300  $\times$  20-22, paraphysibus clavulatis, 4-6  $\mu$  cr., guttullatis, hyalinis; sporidiis monostichis, ex ellipsoideo subglobosis, crasse 1-guttatis, 20-22  $\times$  18-20. 7150

*Hab.* ad terram nudam, Albuquerque, New Mexico, Amer. bor. — Ad gen. *Sphaerosporam* nutat.

9. **Lachnea aurantia** (Rodw.) Sacc., *Sepultaria aurantia* Rodway, Pap. a. Proc. R. Soc. Tasmania f. Year 1920 (1921), p. 154. — Habitus *Sepultariae austro-geasteris* sed minor. Margine fimbriato, disco e latericio flavo-aurantiaco ochraceo; sporis ellipsoideis utrinque subacutis, hyalinis levibus, 22  $\times$  8; paraphysibus filiformibus septatis hyalinis. 7151

*Hab.* ad terram Sandy hill, Bellerive, Tasmania.

10. **Lachnea austro-geaster** (Rodw.) Sacc., *Sepultaria austro-geaster* Rodway, Pap. and Proc. R. Soc. Tasmania f. Year 1920 (1921), p. 154. — Oblonga primum hypogea et clausa 1 cm. circ. diam., matura ad superficiem emergens et lobulata aperta geasteroidea; carnosa pallide brunnea intus parum obscuriore extus hyphis numerosis terrain sabulosam permeantibus tecta; ascis linearibus octosporis; spori-

diis late ellipsoideis obtusis hyalinis levibus,  $24 \approx 10$ ; paraphysibus clavatis apice incrassatis, septatis, loculis quandoque inflatulis moniliformibus.

*Hab.* ad terram, Sandy hill, Bellerive, Tasmania.

11. **Lachnea hemisphaerica** Wigg.— Syll. VIII p. 166— var. **pusilla** Peck 7153  
in N. Y. State Mus. Bull. 157 (1911) p. 40 (1912). — A typo tantum differt ascematibus minoribus, 1,5-4 mm. latis et sporidiis uniuucleatis.

*Hab.* ad terram nidam exsiccata, Remsen, Amer. bor.

12. **Lachnea Echinus** (v. Höhn.) Saccardo, *Stereolachnea* \*) *Echinus* v. 7151  
Höhn., Ann. Mycol. 15., 1917, p. 353. — Ascematibus sessilibus, 2-4 mm. lat., extus atro-brunneis, disco albo, initio globoso-clausis, dein sentellatis, margine inflexo, basi hyphis brunneis septatis 10-12  $\mu$  cr., sursum marginem usque setis crasse tunicatis, plerumque continuis acutis atro-brunneis, sursum parallele dispositis, 210-280  $\approx$  30-40 (basi), parte intra excipulum immersa 160  $\approx$  15-20, simplici v. ramosa; hypothecio 200  $\mu$  cr., e cellulis 8-10  $\mu$  diam. constanti; ascis cylindricis, octosporis, jodo immutatis, 180-240  $\approx$  14-16, paraphysibus crebre septatis, 3  $\mu$  cr., sursum usque ad 5-9  $\mu$  dilatatis; sporidiis ellipsoideis, hyalinis, monostichis, asperulis, 1-2-guttatis.

*Hab.* in cortice putrescenti, Sonntagsberg in Austria infer. (P. P. STRASSER). — Habitus fere *L. lividus* v. *L. gregariae*.

**SCLEROTINIA** Fuck. — Syll. VIII p. 195, X p. 6, XI p. 401, XIV p. 761, XVI p. 721, XVIII p. 40, XXII p. 636.

1. **Sclerotinia Panacis** W. H. Rankin, Phytopathology, II (1912) p. 30, 7155  
e. ic.— Apotheciis gregariis vel solitariis, nonnunquam caespitosis; sclerotiis irregulariter depresso-globosis, 0,3-1 cm. diam., solitariis vel aggregatis, nigris; ascematibus carnosio-subcoriaceis, initio clausis, globosis, dein expanso-applanatis, rotatis, in vel prope centrum depressis, unde sinus in hymenio radiatim extendunt, plerumque contortis vel irregulariter lobulatis, 1,5-2,5 cm. diam., rubro-brunneis; stipite levi, tortuoso, variae longitudinis, 2-3 mm. cr., obconico; ascis anguste cylindraceis, apice rotundatis, octosporis, 125-

\*) **Stereolachnea** v. Höhn. l. c., Characteres *Lachneae*, sed setulae non ex superficie ascomatis, sed ex ejus contextus interiori nascentes, non tantum ad marginem sed etiam in basi (cfr. etiam v. HöHN. in Ber. deutsch. bot. Ges. 35., 1917, p. 250).

138  $\approx$  6,5; paraphysibus sparsis, apice paullo inerassatis; sporidiis oblique monostichis, ellipsoideis, biguttulatis, hyalinis, 11,5-16  $\approx$  5-7,5. Conidia (in culturis) globosa, 3-5,5  $\mu$  diam. in conidiophoris verticillatis. Mycelium Rhizoetoniae simile, initio hyalinum dein nigrum.

*Hab.* in rhizomatibus *Panaeicis quinquefolii* (Araliaceae), in terra immersis, prope Apulia N. Y., America bor.

2. **Sclerotinia minor** I. C. Jagger, Journ. Agric. Research, 20., 1920, 7156  
p. 331, cum icon. et tab. 59 p. p.—Ascomatibus solitariis raro congregatis ex singulo sclerotio; disco 0,5-2 mm. diam.; pedicello cylindraceo angusto, flexuoso, utrinque attenuato 5-12 mm. longo; ascis e cylindraceis cylindraceo-clavatis, 125-175  $\approx$  8-11, plerumque circ. 141  $\approx$  8,9, octosporis; sporidiis ex ellipsoideis ovoideis, hyalinis, 8,3-19,9  $\approx$  5-8,8, plerumque circ. 14,1  $\approx$  7; paraphysibus e filiformibus cylindraceo clavatis, septatis raro ramosis ascos subaequantibus, 3-4  $\mu$  cr.; microconidiis globosis hyalinis 3-4,2  $\mu$  diam. e conidiophoris breviter obclavatis orientibus; appressoriis copiosis; sclerotiis nigris, irregularibus 0,5-2 mm. diam. quandoque irregulariter congregatis.

*Hab.* parasitica in *Lactuca sativa* (Compositae) et *Apiograpeolente* (Umbelliferae) etc., Massachusetts, New York, Pennsylvania, Florida, Amer. bor.

3. **Sclerotinia Matthiolae** R. Lendu., Bull. Soc. bot. Genève 1917, p. 21 7157  
fig. 1-3 et p. 421-430 fig. 1-4.—Mycelio candido, hyphis anastomosantibus, septatis, 4-6  $\mu$  cr. (max. 8  $\mu$ ); sclerotiis magnis irregulariter depresso-globosis, solitariis, nigris, 0,3-0,8 cm. lat.; conidiis globosis, levibus 4-5  $\mu$  cr. hyalinis, in conidiophoris irregulariter ramosis sitis; ramulis brevibus plerumque monosporis; ascomatibus non numerosis v. solitariis, stipitatis, pallide brunneis 3-4 mm. diam., stipite duplo longiore, basi extenuato, flexuoso, tarsum in cupulam sensim dilatato; ascis cylindraceis, apice rotundatis, 140  $\approx$  10, octosporis; sporidiis ellipsoideis utrinque plus minus tenuatis, 14  $\approx$  7; paraphysibus sparsis, 130  $\approx$  3.

*Hab.* in caulibus *Matthiolae valesiacae* (Cruciferae), cultae, Genevae, Helvetiae. — *Sclerotinae Libertianae* et *Scl. Panaeicis* affinis.

4. **Sclerotinia Ricini** G. H. Godfrey, Phytopathology, 9., 1919, p. 565, 7158  
tab. XI-XLI.—Ascomatibus ex quoque sclerotio solitariis vel pluribus, 5-30 mm. altis, plerumque 6-15 mm., infundibuliformibus vel eyathiformibus vel disciformibus, longe stipitatis, cinnamomeis vel

castaneis; stipite concolori, cylindræco, tenui glabro, flexoso, deorsum attenuato, basi arruizo; cupulis primum clausis dein patelliformibus, margine interdum recurvato, extus rugulosis, 1-7 mm. diam., plerumque 1,5-4 mm.; ascis cylindræcis vel cylindræco-clavatis, apice leniter incrassatis, poro aperientibus, 50-100  $\times$  6-10, plerumque 80-100  $\times$  8; sporidiis 8, ellipsoideis, sæpe subfusoides, hyalinis, continuis, biguttulatis, 9-12  $\times$  4-5; paraphysibus numerosis, filiformibus, septatis, hyalinis, 1,5-2  $\mu$  diam.; statu conidico (*Botrytis* sp.) molem late effusam arachnoideam formante, avellaneo-griseo vel avellaneo, in speciminibus siccis atro olivaceo-griseo; hyphis sterilibus proeumbentibus, hyalinis, multiseptatis, sæpe vacuolatis, frequenter anastomosantibus; hyphis fertilibus longis, tenuibus, glabris, dichotome ramosis, basi leniter constrictis, in maturitate olivaceis; conidiis in sterigmatibus, globosis, glabris, hyalinis, 6-12  $\mu$ , plerumque 7-10  $\mu$ , circa apices non-inflatos dense congregatis; appressoriis basi 20-60  $\mu$  crassis; microconidiis globosis, hyalinis, 2-3,5  $\mu$ , apice in conidiophoris orientibus; conidiophoris brevibus, obclavatis, solitariis vel gregariis, in lateralibus hypharum vel apice in ramis specialibus; sclerotiis nigris, asperis, elongatis, irregularibus, 1-25 mm. longis, plerumque 3-9 mm., suberumpentibus vel superficialibus, in inflorescentiarum vetustarum axibus et in caulibus.

*Hab.* parasitica plerumque in inflorescentiis, etiam in caulibus et foliis *Ricini communis* (Euphorbiaceæ), Florida, Mississipi, Louisiana, Texas et Cuba, Amer. bor.

5. *Sclerotinia nervisequia* Schr. — Syll. XI p. 401 — var. **bambusacea** 7159  
Rehm, Ascom. Philipp. VII, in Leaflet. of Philippin. Bot. VIII, 1916, p. 2930. — A typo differt ascisque sporisque paullulum minoribus.

*Hab.* ad emortuam *Bambusa vulgaris* (Graminaceæ), Los Baños, Ins. Philippin. (S. A. REYES) nec non ad folia putrida *Dimerocalycis longipedis*, Mt. Maquiling, Ins. Philippin. (S. A. REYES).

6. *Sclerotinia borealis* Bub. et Vleug. in Vleugel, Svensk Bot. Tidskr. 7160  
11., 1917, p. 308. — Sclerotii in vaginis evolutis, 5-8 mm. longis, 2-4  $\mu$  latis, oblongis, sæpe curvatis vel lobatis, primo sordidis deinde nigris. Ascomatibus 1-3 e quoque sclerotio evolutis, cyathoides, usque 6 mm. latis, disco laete brunneo, infra dilutioribus margine intacto, extus contextu pseudoparenchymatico, dilute brunneo, infra dilutioribus, margine intacto, extus contextu pseudoparenchymatico subhyalino, stipite usque 25 mm. longo tenui, basim

versus attenuato, dilute brunneo, subvelutino. Ascis cylindræis, 190-210  $\times$  9-13, rectis, apice incrassatis, obtusis, ibidemque poro ope jodi pulchre cyanescente instructis, basin versus attenuatis, hyalinis, brevissime pedicellatis, octosporis, paraphysibus filiformibus, ascis aequilongis, apice subclavatis, circa 2,5  $\mu$  crassis obvallatis. Sporidiis recte monostichis, ellipsoideis vel oblongo-ellipsoideis, 19-28  $\times$  7-11, plerumque inaequaliter utrinque attenuatis et rotundatis, hyalinis, continuis.

*Hab.* in vaginis *Dactylidis glomeratae* cult. (Graminaceae), Lulea provinciae Vesterbotten. Sueciae (J. VLEUGEL).

7. **Sclerotinia muscorum** A. L. Smith et J. Ramsbottom, Trans. Brit. Myc. Soc. IV, pt. I. 1912, p. 168 (1913). — Sclerotiiis oblongis, teretibus inter musci cujusdam folia absconditis. extus nigris, intus roseo-albis, circa 2,5 mm. longis, 0,5 mm. crassis; ascomatibus solitariis longe stipitatis, tenerrimis; stipite filiformi, tereti, flexuoso 5 mm. longo, 0,25 mm. crasso, rufo-succineo, e cellulis elongatis, 50-55  $\times$  5-10 composito; ascomate proprio minimo, primum coniformi clauso, verruculoso, roseolo, dein expanso, denique patelliformi, 1 mm. circ. lato, margine incurvato; ascis cylindræis, breviter stipitatis, octosporis, 100  $\times$  10, paraphysibus filiformibus vel leniter clavatis, 3  $\mu$  cr. obvallatis; sporidiis irregulariter monostichis, simplicibus, hyalinis, 10-15  $\times$  3-4. 7161

*Hab.* ad folia *Campylopi atrovirentis* (Musci), prope Belfast, Britannia (H. C. I. GWYNNE-VAUGHAN).

8. **Sclerotinia Pirolae** Grosse, Ann. Mycol. X, 1912, p. 388. — Bucholtz et Grosse, Die Entwickl. d. parasit. pilz. Scler. Pirolae, Bull. Soc. Imp. Natur. Moscou 1916, pp. 173-186, 2 tav. — Sclerotiiis in capsulis 2-5 aggregatis; sclerotiiis inaequalibus ovalibus, 2,5-4 mm. long. 1,5-2,5 mm. latis, versus axem capsulae sulcatis, extus nigris, intus albis; ascomatibus longe stipitatis, 1-4 e sclerotio orientibus; stipellis 1,5-3 em. longis, 1,5 mm. crassis, versus basin fuscis, apice clarioribus; hymenio plano, levi marginato, 3-7 mm. diam.; ascis cylindræis, 130-145  $\times$  8-10, J ope non coerulescentibus; sporis uniseriatis, ellipsoideis, 8-11  $\times$  5-6; paraphysibus 2  $\mu$  latis, filiformibus, septatis, raris. 7162

*Hab.* in capsulis *Pirolae rotundifoliae*, minoris, chloranthæ, unifloræ, mediæ (Pirolaceae), in Rossiae provinciis Curonia, Livonia, Osilia, Vitebsk, frequens.

9. **Sclerotinia Fagopyri** S. Hori, Journ. Plant Protection, 3<sup>3</sup>. 171-175, an. 1916; Mycologia IX, 1917, p. 172. — Sclerotiiis orbicularibus, 7163

ellipsoideis, oblongis v. ovoideis, 2-3  $\times$  2-4 mm., superficie nigra, intus roseis; apoteciiis singulis v. binis, cinnamomeo-brunneis, 3 mm. diam., subimpulatis, stipitatis, stipite 3-5 mm. longo; ascis cylindraceis, curvulis, 135-155  $\times$  9-11; octosporis; sporis oblique monostichis, 11-14  $\times$  6-8, apice utrinque guttulis; paraphysibus filiformibus v. clavatis, ascos leniter superantibus, 2-2,5  $\mu$  diam., 2-4 (plerumque 2-3) septatis.

*Hab.* sclerotia ex seminibus *Fagopyri esculenti* (Polygonaceæ), Japonia.

10. **Sclerotinia Mali** Takahashi, Bot. Mag. Tokyo 29 (1915) p. (217).— 7161

Conidiophoris laxè fasciculatis, plus minusve coalescentibus, secus foliorum nervum medianum nec non petiolos et pedunculos efflorescentiam albidam vel griseam efformantibus, septatis, simplicibus, hyalinis, 40-100  $\times$  10-16; macroconidiis (*Monilia*) plerumque breviter ellipsoideo-limoniformibus, obtuse papillatis, hyalinis, 10,5-16,5  $\times$  7,5-12, disjunctioribus usque ad 2  $\mu$  longis; microconidiis globosis, hyalinis, 1,5-3  $\mu$  diam.; ascomatibus e sclerotiis in fructibus juvenilibus mumificatis orientibus, 1-8 (plerumque 4) in quoque fructo, plerumque infundibuliformibus v. campanulatis, centro parce depressis, brunneis, disco pallidiore, 5-6 mm. diam., stipite atrobrunneo 5-10 mm. (interdum usque ad 25 mm.) longo; ascis cylindraceis, apice obtuse rotundatis, basi tennatis, 130-187  $\times$  7,5-10,5; sporidiis late ellipsoideis vel ovatis, utrinque rotundatis, hyalinis, 7,5-14,5  $\times$  4,5-7,5; paraphysibus filiformibus, 2-4-septatis, simplicibus vel dichotomo-ramosis, apice leviter inflatulis, 64-150  $\times$  3.

*Hab.* in foliis, petiolis pedunculisque nec non in fructibus et ramulis junioribus *Piri Mali* (Rosaceæ), in Japonia. — Affinis *Scl. Kusanoi* sed biologice distincta.

**CIBORIA** Fuck.— Syll. VIII p. 201, XI p. 402, XIV p. 762, XVI p. 723, XVIII p. 45, XXII p. 645.

1. **Ciboria lilacina** Boud. et Torr., Bull. Soc. Mycol. Fr. 1911, p. 132, 7165

t. VI f. II.— Minuta, 2-3 mm. lata, stipitata, tota amoene lilaceo-vinosa. Receptacula primo regularia, dein expansa, margine laevi reflexo, extus concoloria et pruinosa, stipite sat brevi sed bene conspicuo suffulta. Paraphyses graciles, ad apicem non aut vix incrassatae, non guttulosae. Thecae inoperculatae, octosporae, minores, circiter 100  $\mu$  longae, 10 crassae, ad basim paululum attenuatae. Sporae oblongo-fusiformes hyalinae intus non guttulosae nec septatae, laeves, 13-18  $\mu$  longae, 4-4,5  $\mu$  crassae. Caro interna pallida,

exterior cum hymenio lilaceo-vinosa.

*Hab.* Lisbonne, ad petioloso putridos *P a l m a r u m* (REV. TORREND).

2. *Ciboria elatina* (A. et S.) Sacc., Syll. VIII p. 318 (*Chlorosplenium*), 7166  
*Rutstroemia elatina* (A. et S.) Rehm. — var. *acicola* v. Höhm. in  
 Stzgsb. Akad. Wiss. Wien CXXIII, 1, p. 112 (1914).— A typo dif-  
 fert quia acicola, non ramicola, et minor, longius et tenuius sti-  
 pitata.

*Hab.* in acubus *P i n i*, Sonntagsberg, Austria infer. (STRASSER).

- BELOSPORA** F. E. Clements, Genera of Fungi 1909, p. 87, 175. — 7167  
 Est *Belonioscypha chaetospora*.— Typus *Ciboria ciliatospora* Fuck.,  
 Syll. VIII p. 205 (*Podobelonium* Sacc., p. p.).

**HELOTIUM** Fr.— Syll. VIII, p. 210, X p. 6, XI p. 402, XIV p. 762,  
 XVI p. 726, XVIII p. 47, XXII p. 647.

1. *Helotium tasmanicum* Rodway, Pap. a. Proc. R. Soc. Tasmania f. 7168  
 Year 1920 (1921), p. 155.— Sessile, e concavo convexo, 2-4 mm.  
 diam., undique flavo-aurantiaco sed extus parum pallidiore et le-  
 niter furfuraceo; ascis cylindraceutis; sporis angustis oblongis 14-  
 18  $\approx$  3-4,5, hyalinis, levibus, disco concolori.

*Hab.* ad ligna dejecta, Tasmania.— Proximum *Hel. citrino* a quo  
 differt disco concolore nec obscuriori.

2. *Helotium carnosum* Rodway, Pap. a. Proc. R. Soc. Tasmania f. Year 7169  
 1920 (1921), p. 155. — Sessile vel brevissime stipitatum, ndo pal-  
 lide flavo-ochraceo, molli, carnosum, arescendo e obscuriore pallide  
 rubescenti, 1 mm. diam., margine crasso involuto, convexo, extus  
 delicate pruinoso; ascis cylindraceutis; sporis hyalinis levibus, an-  
 guste oblongis, 6  $\approx$  1,5.

*Hab.* ad ligna dejecta, Tasmania.

3. *Helotium microsporium* Rodway, Pap. a. Proc. R. Soc. Tasmania f. 7170  
 Year 1920 (1921), p. 155. — Discoidem breviter stipitatum 1-2 mm.  
 diam. lividum v. albescens, molli carnosum extus leve: ascis cylin-  
 draceutis; sporis hyalinis, levibus oblongis obtusis, 4,5  $\approx$  2.

*Hab.* ad ligna dejecta, Tasmania. — *H. prasino* proximum sed  
 pallidiore. *Mollisiae* subsimile.

4. *Helotium striatum* Rodway, Pap. a. Proc. R. Soc. Tasmania f. Year 7171  
 1920 (1921), p. 155. — Sessile v. brevissime angusteque pedicel-  
 lato; disco carnosum, molli, concavo, ndo pallide cinereo arescendo  
 ochraceo, 1-2 mm. diam., extus brunneo-fuligineo, levi striato; ascis

clavatis, paraphysibus filiformibus obvallatis; sporis oblongis obtusis, hyalinis,  $6 \approx 3$ .

*Hab.* ad ligna dejecta, Tasmania.

5. **Helotium pusense** Syd., in Syd. et Butl., Ann. Mycol. IX, 1911, p. 374. — Ascomatibus sparsis v. gregariis, mox cupulatis, 1-1,5 mm. diam., in alcohole albidis v. albido-ochraceis, in vegeto verisimiliter flavis, glabris, levibus, extus lenissime pruinulosis marginatis, breviter crasseque stipitatis, stipite  $\frac{3}{4}$ -1 mm. longo; ascis cylindraceis, 125-180  $\approx$  10-14, octosporis; sporidiis ellipsoideis, utrinque obtusis, continuis, hyalinis, 16-20  $\approx$  7-9, oblique monostichis; paraphysibus, 2  $\mu$  crassis.

*Hab.* in caulibus Ricini communis, Pnsa, India (INAYAT).

6. **Helotium virgultorum** (Vahl) Karsten, Syll. VIII p. 266 (*Phialea*). — 7173  
**rufescens** Saec., Notae Mycol. XXI p. 38' (N. G. bot. it. 1917). — Ascomatibus dilute rubellis, stipite albido; ascis 95-100  $\approx$  11-12; sporidiis tereti-fusoideis, leniter curvis, guttulatis, 20-25  $\approx$  4-5, initio utrinque brevissime subapiculatis.

*Hab.* in ramis emortuis Alni viridis, La Thuile, Ital. bor.

7. **Helotium uralense** Naoumoff, Champ. Oural. I (1915) p. 27 t. I f. 16. — 7174  
 Ascomatibus carnosulis, gregariis, stipitatis, subcupulatis, dein disciformibus, submarginatis, pallide flavidis, 2-4 mm. diam.; stipite, 1,5-2, circ. 0,5 mm. cr., concolore, disco aurantio-flavido; ascis octosporis, teretinsculis, apice rotundatis, 55-70  $\approx$  6-8, paraphysatis; Jodo immutatis; sporidiis late fusoideis v. ellipsoideis, oblique monostichis, 5,5-6,5  $\approx$  3,5, hyalinis; paraphysibus filiformibus 1,5  $\mu$  cr., hyalinis.

*Hab.* in cortice Abietis sibiricae, Perm, Ural, Rossia.

8. **Helotium Suzannae** Boud., Bull. Soc. Myc. Fr. XXXIII (1917) p. 18, 7175  
 tab. V fig. V. — Minutum aut pro genere medium, 1-2 mm. latum totidemque altum; ascomate stipitato, pallide ochraceo hymenio pallidior, extus minutissime et tenuiter fibrilloso, stipite ad basim fuscescente; ascis crasse clavatis, 130-140  $\approx$  10-15; paraphysibus subsimplicibus, rectis, albis, intus granulosis, 3-4  $\mu$  crassis; sporidiis fusoideis, rectis vel vix curvatis, albis, levibus, intus 3-4-, rarim 5-guttulatis granulisque minutis repletis, raro maturitate guttulis in una continentibus et granulis deficientibus, 28-30  $\approx$  7-8.

*Hab.* ad ramulos putridos prope La Fertè s. Jouare, Gallia (SUZANNE DECARY). — *H. saticello* valde affine sed colore alieno.

9. **Helotium rhizomaticola** Boud., Bull. Soc. Myc. Fr. XXXIII (1917) 7176  
 p. 19, tab. VI fig. IV. — Medium vel pro genere majus, 3-5 mm.

latum, ochraceum, subtus pallidius, crasse et breviter stipitatum, tenuiter marginatum; ascis octosporis, cylindraceo-clavatis, 140-160  $\times$  8-10; paraphysibus simplicibus, rectis, validis, septatis, ad apicem minute granulosis; sporidiis majoribus, albis, fusiformibus, intus granulis minutis hyalinis, ad extremitates repletis, centro libero, saepe tenuiter curvatis, 30-36  $\times$  4-6.

*Hab.* ad rhizomata *Cariensis* ejusdam putrida, Verdun, Gallia (JOUFFRET).

**PHIALEA** (Fr.) Gill. — Syll. VIII p. 251, X p. 9, XI p. 403, XIV p. 765, XVI p. 727, XVIII p. 54, XXII p. 654.

1. **Phialea aurantiaca** Sydow, Engler' Botan. Jahrbüch. 54., 1916, p. 7177 257. — Ascomatibus sparsis  $\frac{3}{4}$ -1  $\frac{1}{4}$  mm. altis, intense aurantiacis, glabris, levibus, in sicco haud corrugatis, subceraceis, stipite 0,5-1 mm. longo, cylindraceo, subconcolore, ad basim nigrescente; disco patellari, crassiusculo, 200-900  $\mu$  diam., crasse marginato, contextu prosenchymatico; ascis cylindraceis, obtusis, sessilibus, 90-120  $\times$  9-11, octosporis, J +; sporidiis distichis, fusiformibus, continuis, utrinque leniter attenuatis, hyalinis, 17-22  $\times$  3-3,5; paraphysibus filiformibus, 2  $\mu$  crassis, ad apicem haud incrassatis.

*Hab.* ad ramos tenues emortuos, « Fels Spitze » Novo Guinea nordor. Africae (LEDERMANN).

2. **Phialea Symphoricarpi** (A. L. Smith) Saccardo, *Hymenoscypha Symphoricarpi* A. L. Smith in Trans. Brit. Myc. Soc. IV, pt. I, 1912, p. 75 (1913). — Ascomatibus sparsis, stipitatis, cupulatis dein expansis, planis, glabris vel minute tomentosus in stipite subbulboso, margine integro, undique luteo-nitentibus, 300-500  $\mu$  latis, stipite 300-1000  $\mu$  alto; ascis cylindraceis, basi attenuatis, 60  $\times$  7, paraphysibus filiformibus tenuibus obvallatis; sporidiis oblongis vel oblongo-fusoideis, obtusiusculis, utrinque guttulatis.

*Hab.* in ramis dejectis *Symphoricarpi* racemosi, Binscarth, Anglia. — *Phialeam vitellinam* (Rehm) Sacc. in mentem revocat sed sporidiis et stipite tomentoso subbulboso differt.

3. **Phialea phaeoconia** C. E. Fairman, Ann. Mycol. IX, 1911, p. 151, 7179 fig. 6-7. — Cupulis gregariis, hypophyllis, atris, margine brunneo v. griseo et crenato instructis, globosis, subelansis, stipite brunneo, aequali v. sursum incrassato, 240-250  $\mu$  diam. 500  $\mu$  alt., disco brunneo; ascis sessilibus v. breve stipitatis, cylindraceo-clavatis, apice rotundatis, 50  $\times$  10, ? octosporis; paraphysibus filiformibus; sporidiis cylindraceis v. fusoideis, rectis curvulise, monostichis

v. *distichis*, *continuis*, *hyalinis*, 10-13  $\times$  3-4.

*Hab.* in foliis emortuis *Antennariae plantaginifoliae*, Lyndonville N. Y., Amer. bor.

4. **Phialea cyathoidea** (Bull.) Rehm. — Syll. VIII p. 251 — f. **Lappae** 7180

Rehm, *Ascomyc. exsicc.* fasc. 52 n. 704 b, *Ann. Mycolog.* XI, 1913, p. 171. — *Hab.* in caulibus siccis *Lappae*, Neufriedenheim, Bavaria (REHM). — fm. **ciliatula** Rehm, *Ascomyc. Philipp.* I, in *Philipp. Journ. of Sci.* VIII (1913) p. 192. — Hyphis marginalibus excipuli distantibus, filiformibus, rectis, obtusis, subfuscidulis, scabris, usque ad 30  $\times$  3; sporidiis fusiformibus utrinque acutatis, 12-15  $\times$  1,5-2.

*Hab.* in petiolis emortuis *Cyathaeae*, Luzon, prov. Laguna. Mt. Maquiling, ins. Philipp. (C. F. BAKER).

5. **Phialea Mariae** Boud., *Bull. Soc. Myc. Fr.* XXXIII (1917) p. 18. 7181

tab. VI fig. III. — Media, stipitata, 2.5 mm. lata et totidem alta, olivacea, extus saturatior; ascomate levi, cupulato dein applanato, margine tenuiter denticulato et stipite nigricantibus, hymenio olivaceo; ascis cylindraceo-clavatis, octosporis, foramine marginato, 150-160  $\times$  10-15; paraphysibus rectis, simplicibus vel divisis, ad apices paululum incrassatis; sporidiis oblongo fusoideis, levibus, primo intus subgranulosis, dein hyalinis posteaque medio septatis, 20-25  $\times$  7.8.

*Hab.* ad cortices *Abietis*, Rhône, Gallia (MARIA RENARD). — *Ciboriae strobilinae* affinis sed notis plurimis distincta.

6. **Phialea anomala** Peck, N. Y. State Mus. Bull. 167, 1912, p. 29 7182

(1913). — Ascomate tenni, late cupulato vel disciformi, 1,5-3 mm. lato, fibris parvis fulvis radiantibus externe vestito, margine incurvo integro; stipite gracili, fulvo, fibrilloso-tomentoso, firmo, flexuoso, 0,5-1,5 cm. longo; hymenio viridi-atro; ascis cylindraceis vel subclavatis, octosporis, filiformi-paraphysatis; sporidiis ellipsoideis vel basi leniter attenuatis, continuis, hyalinis, 10-12  $\times$  4-5.

*Hab.* in caulibus et ramis herbaceis dejectis, udis, Remsen, Oneida Co., Amer. bor. — *Anomala* ob ascoma et stipitem fibrillosos.

7. **Phialea Panici** v. Höhn., *Fragm. z. Mykol.* 782, in *Stzgsb. Akad.* 7183

*Wiss. Wien* CXXI, 1, p. 405 (1912). — Ascomatibus superficialibus, subsessilibus, gregariis, siccis unicoloribus, luteo-brunneolis, parallelo-contextis, 260  $\mu$  altis, stipite 160  $\mu$  longo 60  $\mu$  crasso, disco 180-200  $\mu$  diam., cupulato, extus levi; ascis clavatis, pedicellatis, 50-60  $\times$  6, octosporis, paraphysibus filiformibus 1  $\mu$  cr. ascos non superantibus obvallatis; sporidiis distichis, oblongo-fusoideis, de-

mun distinete bilocularibus, utrinque acutiusculis, hyalinis, 10-11  $\approx$  1,7-1,8. Jodi ope asci tenuiter caerulescent.

*Hab.* in foliis siccis *Panicis* sp., Tjibodas, ins. Java. — Ob sporidia minuta et demum didyma a caeteris speciebus graminicolis differt.

8. **Phialea rufidula** Bresad., Ann. Mycol. IX, 1911, p. 274. — Ascomatibus gregariis, stipitatis, cyathiformibus, ceraceo-membranaceis, pallide rufidulis, puberulis, 0,5-1 mm. latis; hymenio rufo-brunneo; contextu subhymeniali prosenchymatico, excipuli parenchymatico, ex cellulis 8-10  $\mu$  diam.; superficie excipuli ex cellulis clavatis, circiter 15  $\times$  4; stipite deorsum fuscescente, filiformi, glabro 1-1,5 mm. longo, contextu prosenchymatico (hyphoso); ascis subfusoidis, 50-60  $\approx$  5-6, jodo —; paraphysibus 2  $\mu$  cr., apice sensim subincrassato, 3  $\mu$ ; sporis fusoidis, hyalinis, 6-8  $\times$  3-3,5.

*Hab.* ad involucra fructus indet., Kisantu, Congo (VANDERYST).

**PEZIZELLA** Fuck. — Syll. VIII p. 275, X p. 10, XI p. 405, XIV p. 768, XVI p. 729, XVIII p. 57, XXII p. 658.

1. **Pezizella inconspicua** Rehm in Strasser, Sechst. Nachtr. Pilzfl. Sonntagsb. in Verh. zool.-bot. Ges. Wien LXV, 1915, p. 165. — Apotheciis dispersis, sessilibus, primitus globoso clausis dein explanatis, disco orbiculari angusto marginatis, hyalinis ad basim fuscidulis, 0,2 mm. latis, pseudoparenchymatice contextis, siccis convolutis, punctum albidulum formantibus; ascis clavatis, rotundatis sessilibus, 40  $\approx$  6, octosporis; sporidiis oblongis rectis, 1-ocularibus, guttulis oleosis magnis expletis, hyalinis, 8  $\times$  3; paraphysibus filiformibus hyalinis.

*Hab.* ad truncos fagineos putridos, Sonntagberg, Austria Inf. (P. STRASSER).

2. **Pezizella Puiggarii** Spegaz., Rel. Mycol. trop. etc. in Bol. Ac. Nac. Cienc. Cordoba, t. 23., 1919, Extr. p. 148. — Ascomata hypophylla parva turbinato-hemisphaerica 100-250  $\approx$  50-100, sessilia lutescentearnea ceracea extus subpulverulenta, disco planiusculo v. convexo pallidiore, apothecio tenui membranaceo prosenchymatico; ascis subfusoides, modice et subgraciliter pedicellati, aparaphysati, octospori, 65-70  $\approx$  7-8; sporae elongato-ellipticae utrinque acutiusculae, hyalinae, continuae, 10-12  $\approx$  3-4.

*Hab.* in foliis *Mirtaceae* ejusdem et verisimiliter parasitica *Phyllachorae* in iisdem foliis, prope Apiaby, Brasilia (J. PUIGGARI).

3. **Pezizella Vogellii** Syd., Ann. Mycol. 14., 1916, p. 246, Myc. Germ. 7187

n. 1349. — Apotheciis gregariis, lata basi sessilibus, primitus globoso-clausis, dein disco rotundatum tenuiter marginatum nudantibus, 0,3-1 mm. diam., ceraceis, in sicco luteis vel albido-luteis, contextu prosenchymatico hyalino; ascis cylindraccis vel cylindracco-clavatis, superne rotundatis, 45-55  $\times$  8-9, octosporis, filiformiter paraphysatis; sporis oblique monostichis vel distichis, continuis, fusoideis, rectis, 9-13  $\times$  2,5-3,5.

*Hab.* in petiolis emortuis *Robiniae Pseudacaciae*, Tamsel Germaniae (P. VOGEL). — Affinis *Pez. alboniveae*.

4. **?Pezizella epimyces** Syd., Ann. Mycol. 14., 1916, p. 367. — Ascomatibus solitariis vel 2-3 associatis, sessilibus, basi leniter angustatis, 75-150  $\mu$  diam., non vel vix marginatis, gelatinoso-carnosulis, disco rufo-succineo convexo, in sicco fere cupuliformiter contractis, extus ubique copiosissime nivee puberulis, excipulo fere nullo, contextu rufo-fusco vel obscure succineo prosenchymatico; ascis clavatis, 35-40  $\times$  9-10, octosporis, stipite brevi; paraphysibus tenuissimis, hyalinis, ascos superantibus, apice recurvatis vel hamatis, ea. 1  $\mu$  crassis, sporidiis 1-2 stichis, ovatis, continuis, hyalinis, 7-9  $\times$  3-3,5. 7188

*Hab.* parasitica in peritheciis *Parodiellae (Epiphymatis) Mucunae* ad folia *Puerariae*, M. Maquiling insul. Philipp. (L. F. BAKER).

5. **Pezizella roseo-flavida** Rehm, Ascom. exsicc. fasc. 52 n. 2029, et Ann. Mycol. XI, 1913, p. 167. — Ascomatibus gregariis, sessilibus, primitus globoso-clausis, dein patellaribus, tenuissime marginatis extus glabris, roseo-albis, 0,3-1,2 mm. lat., siccis vario modo complicatis, flavide roseolis, excipulo membranaceo ad basim parenchymatice, versus marginem pseudoparenchymatice contexto, hyphis marginalibus obtusis 30  $\mu$  long., 5 lat.; ascis clavatis, apice rotundatis, 30  $\times$  5-6, octosporis, J +. Sporibus oblongis v. subclavatis, unilocularibus, hyalinis, 5-8  $\times$  2, distichis; paraphysibus filiformibus, hyalinis, ad apicem 2  $\mu$  lat. 7189

*Hab.* in ligno *Tiliae* putrido, Burgkundstadt, Franconia sup. (ADE). — *Pez. tyrolensi* Rehm affinis.

6. **Pezizella Tormentillae** Rehm, Ascom. exsicc. fasc. 53, n. 2057; Ann. Mycol. XI, 1913, p. 392. — Apothecia in pagina foliorum inferiore decolorata sessilia, dispersa vel congregata, 0,2 mm. lata, albido-flavidula, disco orbiculari, plano, tenuissime marginato, excipulo membranaceo ex cellulis prosenchymatice elongatis, ad marginem non prominentibus contexto, glabro, cinereo-fuscidulo, demum nigrescentia. Asei clavati, apice subcautati, 50  $\times$  10, 8-spori. J +. 7190

Sporae oblongae, utrinque obtusae, rectae, 1-cellulares, 2-guttatae, hyalinae,  $10 \approx 4.5$ , distichae. Paraphyses filiformes, septatae,  $1.5 \mu$ , versus apicem  $3 \mu$  cr., hyalinae, ad apicem dilute flavidule conglobatae.

*Hab.* ad folia putrescentia *Potentillae Tormentillae*, Sonntagberg, Austria inf. (P. STRASSER). — A *Mollisia Dehnii*, *Trochila Potentillae*, Sacc. VIII p. 712, omnino diversa.

7. **Pezizella lanceolato-paraphysata** Rehm, Ann. Mycol. IX, 1914, p. 367. — Apotheciis gregariis, interdum confluentibus, sessilibus, primitus globoso-clausis, dein disco patellari, tenuiter marginato, plano, orbiculari, albido,  $0.3-1$  mm. diam., extus glabris, versus basim coarctatis, siccis complicatis, albidis v. albido-flavidulis, excipulo ad basim e cellulis minutis parenchymatice, ceterum pseudoparenchymatice hyaline contexto; ascis clavatis,  $30-35 \approx 5.7$ , ad apicem obtusis, Jope  $\perp$ , octosporis; sporis clavatis, apice superiore obtusis, inferiore acutatis, unicellularibus, rectis, hyalinis,  $6-8 \approx 2$ , distichis; paraphysibus filiformibus versus apicem acutatis et plus minusve prominentibus.

*Hab.* ad caules siccos *Spiraeae Filipendulae*, Lyndonville N. Y., America bor. (FAIRMAN). — Paraphysibus lanceolatis insignis ad *Helolachnum* Torr. (= *Lachnum pilis carens*) sed paraphysibus lanceolatis praeditum vergit.

8. **Pezizella ombrophilacea** Rehm, Ascum. Philippin. VII, in Leaflet of Philippin. Bot. VIII, 1916, p. 2929. — Apothecia in epiphylo immaculato dispersa, sessilia, primitus globosa, dein patellaria, sicca collabentia, nigra, glabra,  $0.1$  mm. diam., tenuissime parenchymatice fuscae contexta, versus marginem coerulescentia; ascis clavatis, circa  $30 \approx 10$ , 8-sporis, apice rotundatis, sessilibus, 1-; sporis ellipsoideis, medio septatis, non constrictis, hyalinis,  $9-10 \approx 3$ , distichis. Paraphyses tenerae, ramosae, subgelatinosae, epithecium fuscum formantes.

*Hab.* ad folia *Psidii guayanae*, Los Baños, Ins. Philipp. (M. B. RAIMUNDO).

9. **Pezizella dakotensis** Rehm, Ann. Mycol. XI, 1913, p. 396. — Apothecia dispersa, sessilia, primitus globoso-clausa, dein patellariformiter explanata, orbicularia, disco dilute citrinulo, tenuissime marginato, extus glabra,  $1-1.5$  mm. lat., excipulo ad basim parenchymatice subfuscae contexto, ad marginem pseudoparenchymatico, hyalino, hyphis ad marginem obtusis,  $-3 \mu$  cr., haud distantibus, sicca convoluta, margine hyalino subconnivente. Asci clavati  $50-60 \approx 8$ ,

8 spori, J +. Sporae clavatae, rectae, 1-cellulares, hyalinae, distichae, 12  $\approx$  2. Paraphyses filiformes, ad apicem 2  $\mu$  cr., hyalinae.

*Hab.* ad ramulos siccos *Symphoricarpi occidentalis*, Kulm N. Dak., America bor. (BRECKLE).— Ad typ. *Pezizellae tyrolensis* Rehm spectans.

10. ***Pezizella ontariensis*** Rehm, *Ascom. exsicc. fasc. 52 n. 2030*, et *Ann.* 7194

*Mycol.* XI, 1913, p. 167. — Ascomatibus dispersis, sessilibus plerumque in pagina inferiore acuum, primitus globoso-clausis, dein urceolatis, mox disciformiter explanatis, ad basim subconstrictis, tenuissime marginatis, 0,5-1,5 mm. lat., dilute luteo-albescens, glabris, siccis plerumque complicatis, disco roseolo, extus albide velutinis, excipulo tenui pseudoprosenchymatice contexto, ad basim fuscidulo; ascis clavatis apice subacutatis, -45  $\approx$  6-7, octosporis, J +; sporis acicularibus, rectis, 1-cellularibus, haud guttatis, hyalinis, 12-15  $\approx$  1, distichis; paraphysibus filiformibus, hyalinis, 1,5  $\mu$  ad apicem 3  $\mu$  cr.

*Hab.* in acubus *Pini resinosa* Ait., prope Seath East Shore of Lake Huron, Ont., Canada (J. DEARNESS). — *Pez. pulvinatae* proxima sed sporis distincta.

11. ***Pezizella culmigena*** Sacc., *Ann. Mycol.* XII, 1914, p. 292. — *Laxe* 7195

gregaria v. sparsa, sessilis, disciformis, ceracea, ex albo chlorina, tota glabra, nitidula, 0,7 mm. diam., margine tenui, perparum elevato; excipuli contextu ex cellulis subglobosis, tenerrimis 5-6  $\mu$  diam. subhyalinis formato; ascis tereti-clavatis, apice rotundatis, brevissime stipitatis, 60-70  $\approx$  4,7 6, paraphysibus filiformibus aequalibus obvallatis, octosporis; sporidiis distichis, cylindraceo-fusoides, curvulis, utrinque obtusulis, 8-10  $\approx$  2,3-2,5, hyalinis.

*Hab.* in culmis *Phragmitis communis* putrescentibus, M. Weisskirchen, Moravia (F. PETRAK). — Affinis *Peziz. citrinulae* et *P. micropsi*.

12. ***Pezizella leucostigmoides*** Sacc.— Sacc., *Syll. Fung.* VIII p. 277. — 7196

var. ***juncella*** Sacc., *Ann. Mycol.* XII, 1914, p. 291. — Ascomatibus patellatis, vix 0,5 mm., subdiaphanis medio flavo-viridulis, extus asperulis; ascis 30-35  $\approx$  4-4,5, clavulato-paraphysatis; sporidiis allantoides, 4-6  $\approx$  1.

*Hab.* in calamis emortuis *Junci effusi*, M. Weisskirchen, Moravia (F. PETRAK). — Species valde affines videntur *Pseudohelotium Teuerii* (Fuck.) Sacc., *Pseud. effugiens* (Desm.) Sacc. et *Pezizella viridi-flavesceus* Rehm.

13. ***Pezizella gemmata*** (Lorton) Saccardo, *Miniaecia gemmata* Lorton, 7197

Bull. Soc. Mycol. Fr. 1914, p. 226, t. XIII f. VI. -- Minutissima, 0,1-0,3 mm. lata. pyriformis, immarginata, substipitata, albido-diaphana; hymenio concolore; ascis claviformibus, octosporis, 120-130 : 20; paraphysibus ramulosis, septatis aequalibus, vel ad apicem incrassatis, 3  $\mu$  circiter latis; sporis ellipsoideis distichis, continuis, saepe rugulosis vel diformibus intusque granulis repletis, 14  $\approx$  8.

*Hab.* ad terram argillaceam et ndam inter parvulas Hepaticas, Clessy, Gallia.

14. **Pezizella Meuriesii** (Boud.) Saccardo, *Discinella Meuriesi* Bond. in 7198  
Bull. Soc. Myc. Fr. XXXIII (1917) p. 17, tab. VI fig. II, *Calycella Meuziesi* Bond. in Trans. Brit. Myc. Soc. IV, pt. 1, 1912 p. 62, t. 2 fig. 2 (1913). — Pro genere [sub *Calycella*] et pt. II, 1913 p. 323 (1914). — Media, 0,5-1 cm. lata, pallide carnea, extus vix pallidior, glabra turbinata aut crasse pedunculata; ascomate carnosio, levi, hymenio et margine undulatis; ascis cylindraceo-clavatis, octosporis, inoperculatis, foramine marginato, 100-120  $\approx$  7-8; paraphysibus simplicibus vel ad apicem divisis, tenuibus, apicibus non incrassatis, 2  $\mu$  crassis; sporidiis fusiformibus, albis, rectis vel leniter curvatis, guttulis oleosis 2-3 et granulis minoribus repletis, 15-16  $\approx$  3,5-5.

*Hab.* ad terram argillosam in Seoka (MEURIES) et inter Muscos Silchester, Angliae (D. GARNOTT).

15. **Pezizella aphanes** Rehm in P. Strasser, Verh. zool.-bot. Ges. Wien 7199  
69., 1919, p. 368. — Ascomatibus sessilibus tenuibus, presenchymaticis, circ. 0,5 mm. latis  $\frac{1}{3}$  mm. altis, primum globosis dein apertis depressis; ascis cylindraceis infra angustato-pedicellatis 40-45  $\approx$  7-8; sporidiis ellipsoideis v. subfusoides, unilocularibus, hyalinis, 8-10  $\approx$  3-4.

*Hab.* in ligno udo trito, Sonntagberg, Austria. — Sec. v. Höhnel, in Strasser l. c., verisimiliter est forma minor *Hyalosecyphae dentatae* Boud. Icon. tab. 523 et *Pezizellae dentatae* (Pers.) Rehm n. 5197. Proxima etiam *Pezizellae granuloseellae* (Karst.) Rehm n. 5187 non Starbäck.

**PEZIZELLASTER** v. Höhnel, Ber. deutsch. bot. Ges. XXXV, 1917, p. 7200  
250 (nomen nudum). — A gen. *Pezizella* dentibus marginalibus distinctis diversum. — Huc pertinent *P. radiostriatus* (Feltg.) v. H., *P. confusus* v. H., *P. similis* v. H.

**PSEUDOHELOTIUM** Fuck. — Syll. VIII p. 291, VI p. 406, XIV p. 772, XVI p. 729, XVIII p. 63, XXII p. 662.

1. **Pseudohelotium epicalamium** (Fuck.) Sacc. — Syll. Fung. VIII p. 229. — 7201  
var. **pertenue** Sacc., Notae Mycol. XXII p. 177 (Acc. Pad. 1917). —  
Ascomatibus minutissimis, 120-140  $\mu$  diam., ex urceolato patellaribus, margine siccitate valde inflexis fimbriatulis, extus nigrescentibus disco albido; contextu subprosenchymatico, dilute fuligineo; ascis tereti-clavulatis, subsessilibus apice rotundatis, 35-40  $\times$  4,7-5, octosporis; sporidiis cylindræco-oblongis, saepe curvulis, utrinque obtusulis, 7-8  $\times$  1,5-2, hyalinis; paraphysibus acicularibus, asco longioribus.

*Hab.* in foliis emortuis *Brizae mediae* loco Canepa, Rep. Sanmarin. Italia Centr. — Exiguitate omnium partium a typo recedit; quem typum cl. Rehm ad gen. *Pezizellam* ducit sed ascoma furfurillum est, hinc potius *Pseudohelotii* species.

**MOLLISIA** (Fr.) Karst. — Syll. VIII p. 321, X p. 12, XI p. 407, XIV p. 774, XVI p. 720, XVIII p. 65, XXII p. 664.

1. **Mollisia undulata** Rodway, Pap. a. Proc. R. Soc. Tasmania f. Year 7202  
1920 (1921), p. 155. — Mollis carnosa sessili plerumque late affixa, concavo-discoidea, undulata, 5-8 mm. diam. griseo-livida, arescendo nigrescente, extus nigra; ascis anguste cylindræcis; sporis anguste oblongis, levibus hyalinis, 6  $\times$  1,5, paraphysibus filiformibus.

*Hab.* ad ligna putrescentia, Tasmania.

2. **Mollisia alnicola** Bubák et Vleugel, in J. Vleugel, Svensk Bot. 7203  
Tidskr., 11., 1917, p. 312. — Ascomatibus hypophyllis, dispersis vel gregariis, sessilibus, primo clausis, dein apertis, cupuliformibus, 2-4 mm. latis, siccis involutis, extus atro-brunneis, seabriusculis, contextu parenchymatico, brunneo, margine albido, fibrillis prosenchymaticis, densissimis, clavatis, basi brunneis, apice hyalinis ornatis, disco concavo, luteolo. — Ascis clavatis, 35-55  $\times$  5-7, apice attenuato-rotundatis, basi sensim in pedicellum brevem angustatis, hyalinis, octosporis, paraphysibus filiformibus apice crassioribus, hyalinis, 2  $\mu$  latis. — Sporulis distichis, fusoideis, 7-9,5  $\times$  2-2,5 rectis, hyalinis, continuis, guttulatis.

*Hab.* in foliis anni praeteriti *Alni incanae* var. borealis, Umea provinciae Vesterbotten Sueciae (J. VLEUGEL).

3. **Mollisia atrata** (Pers.) Karst. — Syll. VIII p. 354 (*Pyrenopeziza*) — 7204  
var. **major** Rehm ap. Jaap, Verh. Bot. Ver. Prov. Brandenb. 57, (1915) p. 10. — A typo differt ascomatibus sporidiisque aliquan-

tum majoribus.

*Hab.* ad caules putrescentes *Solidaginis canadensis*, Triglitz in Prignitz, Germania — Ad *M. atrocineream* vergit.

4. *Mollisia apiophila* Dearness, Mycologia, 8., 1916, p. 98. — Ascomatibus, 0,31 mm., siccis contractis, carneis, subsessilibus, turbina- 7205  
tis; cellulis hypothecii elongatis septatis, 3-4  $\mu$  cr., excipuli globoso-angulosis, tenui tunieatis, 10-12  $\mu$  diam.; ascis 75-80  $\times$  10-12, p. sp. 45-52  $\mu$  long.; sporidiis biserialis 2-4-guttulatis, navicularibus, hyalinis, 16-18  $\times$  4-6; paraphysibus stratum flavidum formantibus.

*Hab.* in caulibus emortuis *Apios tuberosae*, London Ont., Canada.

5. *Mollisia albido maculans* Sydow, Ann. Mycol. X, 1912, p. 409. — A- 7206  
scomatibus in partibus ramorum albide decoloratis plus minus dense dispositis, sessilibus, primitus globoso-clausis, mox patellaribus, extus obscure cinereis, glabris, levibus, 0,15-0,3 mm. diam., crassiuscule marginatis, in sicco vix contractis, atris, disco cinereo; ascis clavatis, apice late rotundatis, 48-58  $\times$  10-12, octosporis; paraphysibus hyalinis, ad apicem 2-2,5  $\mu$  crassis; sporidiis oblique monostichis v. superne subdistichis, ellipsoideis, utrinque rotundatis, continuis, hyalinis, 11-14  $\times$  5-7, eguttulatis.

*Hab.* in ramis *Camelliae japonicae*, prov. Mino, Kawanye-mura Japoniae (K. HARA).

6. *Mollisia xerophila* Speg., Mycet. Argent. VI, Anal. Mus. Nac. Buenos 7207  
Aires XXIII (1912) p. 101. — Ascomatibus plus minus dense gregariis, sessilibus vel brevissime pedicellatis, parvis, udis cupulato-apertis, 0,5-1 mm. diam., siccis contracto-subinvolutis, coriacellis, margine acutis, pilis brevibus, acutis, 10-25  $\times$  2-3, fuligineis fimbriatulis, ceterum glabris, atris, disco subalutaceo; ascis cylindraceis, obtuse rotundatis, 160  $\times$  6-7, basi in petiolo quadruplo brevioribus sat crasso productis, paraphysibus filiformibus parum longioribus cinctis, octosporis; sporidiis cylindraceo-botuliformibus, utrinque rotundatis, hyalinis, pusillis, 6-12, saepius 8-10  $\times$  1,5-2.

*Hab.* ad ramos dejectos decorticatos *Hualaniae collettioidis* in dumetis circa Potrerillos prope Mendoza, Argentina.

7. *Mollisia dermatеоidea* Rehm in Ber. Bayer. Bot. Gesellsch. XIV 7208  
(1914) p. 89. — Ascomatibus gregariis, late adnatis, initio globoso-clausis dein urceolato-apertis demumque disco rotundato, plano, albo, tenuissime brunnescente, non albo-marginato, extus levibus, pallide brunneolis, 0,3-0,8 mm. diam., siccis haud involutis, contextu parenchymatico; ascis clavatis, apice obtuse attenuatis, 45

≈ 6-8, octosporis, sporidiis clavato-fusoideis, rectis, continuis, hyalinis, 9-10 ≈ 2,5, distichis; paraphysibus filiformibus, hyalinis, 2 μ crassis.

*Hab.* in caulibus siccis *Cirsii spinosissimi* ad glacies in monte Gottardó et in alpinis Tiroliae.

8. **Mollisia lanaria** C. E. Fairman, Ann. Mycol. IX, 1911, p. 150, fig. 7209

1-2. — Cupulis gregariis, hypophyllis, tomento matricis immersis, superficialibus, orbicularibus, minutis, circ. 250 μ latis, sessilibus brunneis, disco pallidiore; ascis cylindraceo-clavatis, breve stipitatis v. sessilibus, apice subrotundatis, plerumque rectis, probabiliter octosporis, 40-45 ≈ 6-7, paraphysibus subcylindraceis: sporidiis bacillaribus, utrinque rotundatis, continuis, hyalinis, 14-24 ≈ 2-3.

*Hab.* in pagina inferiore foliorum *Antennariae plantaginifoliae*, Oak Orchard Creek road, Ridgeway N. Y., America boreali.

9. **Mollisia cinerella** Sacc.—Syll. VIII, p. 338 — fm. **caespitosa** A. L. 7210

Smith in Trans. Brit. Myc. Soc. IV, pt. I, 1912, p. 75 (1913). — Ascomatibus caespitose erumpentibus, sporidiis clavato-fusoideis utrinque guttulatis.

*Hab.* in ligno decorticato *Fagi silvaticae*, Binsearth, Anglia.

10. **Mollisia Lesdaini** Vouaux, Bull. Soc. Mycol. Fr. 1914, p. 180, *Ne-* 7211

*solechia Lesdaini* Vouaux in Bouly de Lesd., Rech. Lich. Dunk. p. 272 (an.?). — Ascomatibus sparsis sed numerosis quandoque 2-3 confertis, primum superficialibus sphaeroideis dein disco effuso plano v. patelliformi margine crassiusculo et irregulari praeditis; siccis obscure brunneis udis pallidioribus siccis irregulariter circularibus saepe angulosis v. elongatis, 80-150 μ diam., molliceraceis; excipulo pallide brunneo, pseudoparenchymatico e cellulis polygoniis 5-7 μ diam. margine elongatis apice pallidioribus efformato; ascis clavatis, sessilibus v. brevissime pedicellatis, tenuiter tunicatis, octosporis, 30-38 ≈ 5-7; paraphysibus filiformibus parce septatis, quandoque basi ramosis, 1-1,5 μ cr., apice parum inflatis et pallide flavescens; sporidiis oblique mono-v. distichis, oblongis saepius irregularibus curvis uno apice parum angustioribus, hyalinis, simplicibus, plerumque biguttulatis, 6-8 ≈ 2,5-3; epithecio tenuissimo, pallide brunneo-flavescenti, hypothecio hyalino, tenui.

*Hab.* in thallo *Lecanora effusae*, prope Dunkerque, Gallia (BOULY DE LESDAIN).

**MOLLISIOPSIS** Rehm — Syll. XXII p. 668.

1. **Mollisiopsis lachnoideis** Rehm, Ber. Bayer. Bot. Gesellsch. XIV (1914) 7212 p. 97. — Ascomatibus subgregariis, sessilibus, globoso-clausis dein expansis, disco pallido, extus granulis albis scabris, inferne brunneolis, sursum pallidis, 0,2-0,35 mm. latis; ascis clavato-rotundatis, 35-40  $\times$  5-6, octosporis; sporidiis distichis oblongis, rotundatis, 1-locularibus, hyalinis, minute biguttulatis, 6,8  $\approx$  2; paraphysibus lanceolatis, acutis, hyalinis, medianiter 4-4,5  $\mu$  crassis.

*Hab.* in caulibus siccis *Epilobii angustifolii* prope Oberwaessen in alpihus Bavariæ.

**CYATHICULA** De Not. — Syll. VIII p. 304, X p. 11, XI p. 407, XVI p. 1148. — *Pezoloma* F. E. Clements, Minnesota Bot. Stud. P. 11, v. IV, 1911, p. 186; Genera of Fungi 1909, p. 86, p. 175 (nomen n.) (Etym. a *pezis* cupula, *loma* frangia). — Est *Cyathicula sessilis* (*Peristomiatis* Phill., *Cistella* Quél).

1. **Cyathicula grisea** (Clem.) Trotter, *Pezoloma griseum* F. E. Clements, 7213 l. c. p. 186, tab. XXV fig. 2. — Apotheciis superficialibus, sessilibus, plerumque sparsis, ceraceis vel coriaceo-ceraceis, cupulatis vel scutellatis, margine eximie dentibus gracilibus trigonis ciliato; dentibus acuminatis denticulatis hyalinis vel griseis, 150-200  $\mu$  long., 10-12  $\mu$  ad basim,  $\frac{1}{2}$ -2 mm. lat., hymenio griseo, paraphysibus simplicibus filiformibus hyalinis, 120  $\approx$  2; excupulo prosenchymatico griseolo; ascis octosporis, anguste cylindraceis, jodo non tinctis, 110-120  $\approx$  9-10; sporis oblongis vel fusoideis, continuis hyalinis distichis minute polari-guttulatis, 15-18  $\approx$  3-4.

*Hab.* ad et inter radículas udas *Betulae occidentalis*, Minnehaba 2700 m. alt, Amer. bor. (Crypt. Form. Colo. 292).

2. **Cyathicula multicuspidata** Rodway, Pap. a. Proc. R. Soc. Tasmania 7214 f. Year 1920 (1921) p. 154. — Cupulata sessilis alba delicata 1 mm. circ. lata, levi sed margine acute lobulata; ascis cylindraceis octosporis; sporidiis monostichis hyalinis levibus continuis, anguste oblongis, 15-20  $\approx$  4 sed immaturis.

*Hab.* in rachide dejecto *Dicksoniae*, Tasmania.

**PEZICULA** Tul. — Syll. VIII p. 73 et 489, X p. 11, XIV p. 773; XVI p. 730, XXII p. 669.

1. **Pezicula Melastomatis** Rehm, Ann. Mycol. IX, 1911, p. 368. — Apotheciis dispersis, in ramulo corticato denigrato erumpentibus, globulosis, dein patellaribus, versus basim contractis, glabris, margine

vix distincte cinctis, hyalino-flavidulis, dein citrinis, planis, 0,3-1 mm. diam.; ascis clavatis, apice rotundatis, 70  $\approx$  12, octosporis; J ope violaceis; sporis oblongo-clavatis, rectis, 1-cellularibus, hyalinis, 15-17  $\approx$  4-5, distichis; paraphysibus filiformibus, 2  $\mu$ , ad apicem obtusum 3  $\mu$  cr., hyalinis; excipulo parenchymatico, cellulis versus marginem elongatis, dilute flavido-hyalino.

*Hab.* ad ramulum *Melastomaceæ*, Sao Leopoldo Rio Grande do Sul, Brasiliae (THEISSEN).

2. ***Pezicula myrtillinoides*** Rehm, Ber. Bayer. Bot. Ges. XIII (1912) p. 7216

200. — Ascomatibus sparsis interdum 2-3-caespitosis, initio globosis et clausis, deorsum breviter attenuato-stipitatis, dein discum rotundatum, tenui-marginatum, planum, luteo-vitellinum ostendentibus, extus glabris, albido-flavis, 0,5-2 mm. latis, ceraceis; ascis clavatis, apice rotundatis, 70-90  $\approx$  12, octosporis; sporidiis oblique monostichis, oblongis, utrinque rotundatis, medio septatis, dein 3-septatis, hyalinis, 12-15  $\approx$  4-4,5; paraphysibus filiformibus septatis, 2  $\mu$ , sursum ad 5  $\mu$  crassis leniterque curvatis et flavescensibus.

*Hab.* in ramulis adhuc vivis *Vaccinii Myrtilli* in Erzgebirge — A *P. myrtillina* praecipue colore et magnitudine ascomatum sed etiam sporidiis minutis et paraphysibus alienis recedit.

3. ***Pezicula eximia*** Rehm, Ann. Mycol. XI, 1913, p. 154. — Ascomatibus dispersis, plerumque solitariis, interdum binis primitus innatis, per corticem laciniatim fissum prorumpentibus, disco orbiculari tenuiter marginato, plano, flavorubidulo, 1-3 mm. diam., siccis subinvolutis margine albescente, excipulo flavide parenchymaticae contexto; ascis clavatis, apice subattenuatis, 120  $\approx$  30, octosporis, poro J violaceo tincto; sporis oblongis, utrinque rotundatis, rectis hyalinis, primitus 1-cellularibus guttulis minimis repletis, dein 3 (-5)-septatis, circ. 35  $\approx$  12-14, distichis; paraphysibus filiformibus 2,5  $\mu$  ad apicem -30  $\mu$  longe flavide tinctis, -10  $\mu$  cr., epithecium crassum formantibus.

*Hab.* ad corticem *Populi*, juxta London Ont., Canada, Amer. bor. (J. DEARNESS).

**PYRENOPEZIZA** Fuek. — Syll. VIII p. 354, X p. 17, XI p. 409, XVI p. 732, XVIII p. 71, XXII p. 670.

1. ***Pyrenopeziza podolica*** Grabowski, Bull. Soc. Mycol. Fr. 33., 1917, 7218

p. 79 cum ic. — Ascomatibus paucis aggregatis v. solitariis, immersis, primum margine involutis, dein poro rotundo prorumpentibus, cupuliformibus, circiter 200  $\mu$  diam., excipulo fusco paren-

chymatico marginem versus prosenchymatico (filiformi); hymenio albido; ascis clavatis 40-45  $\times$  6-8, paraphysibus filiformibus 1  $\mu$  latis, apice non incrassatis; sporidiis subcylindraceis, utraque attenuatis (ex icone subrotundatis) mono-v. distichis, 6-8  $\times$  1-1,5, rectis v. lenissime curvulis (ex icone).

*Hab.* in foliis arescentibus *Caricis Michellii* adhuc vivis, Jaryszov, Podolia, Rossia. — A *Pyr. Caricis* Rehm differt ascomatibus minoribus, paraphysibus apice non incrassatis, a *Pyr. multipuncta* (Peck) Sacc., sporidiis minoribus et curvulis.

2. **Pyrenopeziza compressula** Rehm, — Syll. XI p. 409. — var. **Inulae** 7219 Jaap, « Fungi sel. exsicc. » an. 1916; Verh. bot. Ver. Prov. Brandb. 59., 1917, p. 27. — A typo praecipue recedit matrice et sporidiis majoribus (cylindraceo-fusoideis, utrinque rotundatis, 12-15  $\times$  2-2,5, unilocularibus, 4-8 guttulatis).

*Hab.* in caulibus siccis vetustis *Inulae salicinae*, prope Triglitz in Pregnitz, Germania.

3. **Pyrenopeziza Araliae** v. Höhm., Fragm. z. Mykol. 781 in Stzgsb. 7220 Akad. Wiss. Wien CXXI, 1, p. 404 (1912). — Ascomatibus gregatim sparsis, primo epidermidè tectis dein erumpentibus et epidermidis laciniis cinetis, rotundato-disciformibus, 200-350  $\mu$  crassis, 0,5-1 mm. latis, extus margineque fuseis, disco griseis; excipulo obscure brunneo, inferne usque ad 60  $\mu$  cr. e cellulis amplis composito superne tenuiore et cellulis minoribus, 4-5  $\mu$  latis constituto; hypothecio 140  $\mu$  crasso, inferne brunneo e cellulis 5-28  $\mu$  latis efformato, superne hyalino ex hyphis floccosis constituto; hymenio 60  $\mu$  alto; ascis sessilibus, anguste clavatis, 50-60  $\times$  4-5, jodo non caerulescentibus; paraphysibus filiformibus 2-4  $\mu$  cr. apice parum incrassatis; sporidiis distichis, rectis, continuis fusiformibus, utrinque acutatis, 8-10  $\times$  1,6.

*Hab.* in petiolis foliorum vivorum *Araliae papyriferae*, Tjibodas, ins. Java.

4. **Pyrenopeziza ebulicola** Rehm, Ber. Bayer. Bot. Ges. XIII (1912) p. 7221 177. — Ascomatibus in foliis subatratis sparsis, initio clausis, immersis, dein erumpentibus, sessilibus, disco urceolato, incoloro, crassinseculo marginato, contextu brunneo, crassinseculo, parenchymatico, ad marginem cellulis elongatis praedito, basi hyphis brunneis, 4  $\mu$  cr., copiosis obsito; 0,5 mm. latis, siccis atris; ascis clavatis, 60-70  $\times$  10, octosporis; sporidiis clavato-ovoides, continuis, hyalinis, 10  $\times$  4, distichis; paraphysibus filiformibus, hyalinis, 2  $\mu$ , sursum ad 6  $\mu$  crassis.

*Hab.* in foliis putrescentibus *Sambuci Ebuli*, in Jura helvetico (MORTHER).

5. **Pyrenopeziza polymorpha** Rehm — Sacc. Syll. XI p. 409. — f. **Valerianae** Rehm, Ascom. Exsicc. fasc. n. 2121. — Ascomatibus primum immersis demum prominentibus insidentibusque nigris, levibus, basi parenchymaticis, siccis puberulis; sporis fusoides utrinque acutis. 7222

*Hab.* in ramis *Valerianae officinalis*, prope Weismain, Franconia sup. (ADE).

6. **Pyrenopeziza andicola** Speg., Mycet. Argent. VI, Anal. Mus. Nac. Buenos Aires XXIII (1912) p. 101. — Ascomatibus superficialibus, subsessilibus vel brevissime pedicellatis, atro-fuliginis, coriacellis, glabris, 0,5-1 mm. diam., udis applanato-apertis, siccis undulato-contractis, disco non vel vix pallidiore, contextu denso olivascens; ascis subclavulatis, breviter crasseque pedicellatis, 50-55  $\times$  5-6, apice crassiuscule tunicatis, paraphysibus fumosis crassiusculis, sursum subclavulatis densiuscule cinctis; sporidiis oblique distichis, e fusoides subnaviculantibus, utrinque acutiusculis, 7-9  $\times$  2-2,5, hyalinis, minute 1-guttulatis. 7223

*Hab.* ad caules emortuos, subputrescentes, decorticatos *Eupatorii saucechicoensis*, in dumetis circa Potrerillos prope Mendoza, Argentina.

7. **Pyrenopeziza pyrenocarpoides** Rehm, Ber. Bayer. Bot. Ges. XIII (1912) p. 175. — Ascomatibus gregariis, sub cortice leniter atrata nidulantibus, globoso-clausis, dein erumpentibus et discum urceolatum album, crasse albidulo-marginato ostendentibus, extus glabris, atro-brunneis, 0,2-0,5 mm. latis, siccis arete involutis atris; excipulo minute parenchymatico; ascis oblongo-clavatis, apice obtuse attenuatis, 60-70  $\times$  10, octosporis; sporidiis distichis, rectis vel leniter curvatis, continuis, utrinque 1-guttulatis, hyalinis, 15-18  $\times$  3; paraphysibus filiformibus, hyalinis, 1,5  $\mu$  cr. 7224

*Hab.* in caulibus emortuis *Cirsii*, Amrum, Schleswig. — *P. Lychnidis* proxima sed ascomatibus dimidio minoribus.

8. **Pyrenopeziza Dearnessii** Rehm, Ann. Mycol. IX, 1911, p. 286, Ascom. Exsicc. fasc. 48 n. 1929. — Apotheciis gregariis caules ambientibus, primitus innatis, globoso-clausis, per epidermidem laciniatam, haud decoloratam prorumpentibus, demum sessilibus, disco orbiculari tenuiter marginato, subfusco, 0,2-0,5 mm. diam., excipulum glabrum, membranaceum, parenchymatice versus marginem seriebus cellularum elongatis contextum, fuscidulum, sicca epidermidis laciniis 7225

plus minusve obtecta; ascis clavatis apice rotundatis,  $50 \approx 7-8$ , J-; sporis oblongis, rectis, utrinque obtusis, 1-cellularibus, hyalinis,  $6-8 \approx 3$ , distichis: paraphysibus filiformibus  $2 \mu$ , versus apicem  $3-3.5$ .

*Hab.* ad caules emortuos *Apoecyni androsaemifolii*, Oakland prope London Ont., Canada (DEARNESS).

9. **Pyrenopeziza Lycopsidis** Rehm — (ubi descripta?) — var. **Lythri** 7226  
Rehm, Ber. Bayer. Bot. Ges. XIII (1912) p 174. — var. **Impatientis**  
Rehm, loc. cit. — Nomine nobis tantum notae.

**PYRENOPEZIZOPSIS** v. Höhnel, Ber. deutsch. bot. ges. XXXV, 1917, 7227  
p. 251. — A *Pyrenopeziza* differt paraphysibus lanceolatis prominentibus. — Typus gen.: *Pyrenopezizopsis Noppeyana* (Feltg., ut Lachnum) v. Höhn., l. c.

**PSEUDOPHACIDIUM** v. Höhnel, Ber. deutsch. bot. Ges. XXXV, 1917, 7228  
p. 358. — Non Dothideaceum ut A. antea extimabat sed potius ad *Pyrenopezizas* vergens.

**LEUCOPEZIS** F. E. Clements, Minnesota Bot. Stud. P. II v. IV, 1911, p. 187; Genera of Fungi 1909, p. 90, 175 (nom. nud.) (Ety. *leucòs* albus, *pezis* cupula, propter enpulam albo-pilosam). — Apothecia subsuperficialia, sessilia vel substipitata, carnosio-ceracea, cupulata, albo-pilosa sed non eiliato-marginata; hypothecium crassum. Asci octospori, cylindranei, jodo non tincti. Paraphyses simplicie clavulatae. Sporae ellipsoideae, continuae, hyalinae, leves.

1. **Leucopezis excipulata** F. E. Clements, l. c. p. 187, tab. XXV fig. 3. — 7229  
Apotheciis superficialibus vel interdum insculptis, subsessilibus solitariis vel gregariis, carnosio-ceraceis, cupulatis, rarius scutellatis, pilosis, margine crenulato, interdum hirsuto sed haud ciliato, hymenio aurantiaco, extus concoloribus, inferne pallidioribus, 1-5 mm. latis; paraphysibus simplicibus clavatis, septatis, undique granulis minutis aurantiacis asperatis  $4 \mu$  lat., clava longa, dilute aurantiaca,  $6-7 \mu$  lat.; hypothecio crasso, homoganeo filamentis crebro rotundato-inflatis composito,  $300-400 \mu$  cr.; excipulo distincto, elevato, pilis parallelis septatis dilutissime aurantiacis,  $120-150 \approx 6$ , obsito, inferne pilis hyalinis compositis interdum ramosis; ascis octosporis cylindraneis, stipitatis, operculatis, jodo non tinctis, sed clavis paraphysium et pilis jodo virescentibus,  $300 \approx 25$ ; sporis monostichis, ellipticis, hyalinis, levibus, gutta  $10 \mu$  lat. praeditis,  $20-24 \approx 15-16$ .

*Hab.* ad terram muscosam sub *Salix* et *Betula*, Mountain View, Pike's Peak, 2800 m., Amer. bor. (Crypt. Form. Colo. 117).— Nomen propter excipulum distincte elevatum.

**SPILOPEZIS** F. E. Clements, *Genera of Fungi* 1909, p. 85, 175. — *Est Pyrenopeziza* subciculata. — Typus *Pseudopeziza radians* Rob. et Desm., Syll. VIII p. 724. 7230

**TAPESIA** (Pers.) Fuek. — Syll. VIII p. 371, X p. 18, XI p. 110, XIV p. 775, XVI p. 734, XVIII p. 72, XXII p. 672.

1. **Tapesia occulta** Rehm, Ber. Bayer. Bot. Gesellsch. XIV (1914) p. 101. — Ascomatibus gregariis, initio globoso-clausis dein scutellato-apertis, disco applanato, scabro-marginato, pallide brunneolo, 0,3-1 mm. diam., siccis involutis, brunnee-atris; contextu basi parenchymatico, sursum e cellulis elongatis composito filamentisque brunneolis, septatis, obtusis, ad 7  $\mu$  crassis vestito; ascis clavatis apice rotundatis, 50-60  $\times$  4-6, octosporis; sporidiis distichis, subcylindricis, leniter curvatis, 1-ocularibus, utrinque minute 1-guttulatis, hyalinis, 12-14  $\times$  2; paraphysibus filiformibus, 2  $\mu$  cr., sursum luteolis. 7231

*Hab.* ad basim culmorum emortuorum *Calamagrostidis variae*, Fürstenalpe Rethiae, Helvetia.

2. **Tapesia nivea** (Lorton) Saccardo, *Arachnopeziza nivea* Lorton, Bull. Soc. Mycol. Fr. 1914, p. 224, t. XII f. III. — Minuta, 0,5-1,2 mm. lata, sessilis, gregaria, nivea, subiculo arachnoideo candido, delicato, sat denso, flexuoso, ramoso insidens; primo concava, dein explanata; margine fimbriato; hymenio albo, ultimo dilute lutescente; ascis claviformibus, breviter pedicellatis octosporis, 140-150  $\times$  15; paraphysibus filiformibus, ramosis, vel simplicibus, septatis; sporis bacillaribus uno apice leviter attenuatis, polystichis, 6-septatis, 60-65  $\times$  3. 7232

*Hab.* in fragmentis *Fraxini*, *Quereus* et in ramulis emortuis *Callunae vulgaris*, Rigny, Clessy, Gallia. — E subg. *Arachnopezizae*.

3. **Tapesia fusca** (Pers.) Fuek. — Syll. VIII, p. 374. — f. *macrasca* Peyronel, Nuovo Giorn. Bot. it. N. S. 25., 1918, p. 421. — A typo differt ascis longioribus nempe 75-85  $\times$  4,5-5, sporidiis 9,5-14  $\times$  2-2,5. — *Hab.* in trunco submerso *Rhododendri ferruginei*, La Tirièro (1400 m. Rielaretto, Vall. Valdens.), Italia bor. 7233

**PIROTTAEA** Sacc.,—Syll. VIII p. 386, X p. 19, XIV p. 776, XVIII p. 73, XXII p. 674.

1. *Pirottaea gallica* Sacc.—Syll. VIII p. 387 — var. **aterrima** v. Höhn., 7234  
in P. Strasser, Verh. zool.-bot. Ges. Wien 69., 1919, p. 368. — A  
typo recedit ascomatibus colore obscuriore, ascis cylindraccis ses-  
silibus, 35-40  $\times$  8-10; sporidiis elongato-fusoideis 7-8  $\times$  2-3. — *Hab.*  
in caulibus siccis *Salviae glutinosae*, Sonntagberg,  
Austria.

**LACHNELLA** Fr.—Syll. VIII p. 391, X p. 19, XI p. 411, XIV p. 777,  
XVI p. 334, XVIII p. 76, XXII p. 675.

1. *Lachnella Cerasi* Noelli, Nuovo Giorn. bot. it. v. XXIV, 1917, n. 3, 7235  
p. 191. — Ascomate subsessili, deinde sessili, oblongo, ureolato-  
scutellari, extus villosa, flavescens, deinde apertus, niveus, longitu-  
dine 2-2,5 mm., diam. 1 mm.; ascis clavatis elongatis 8-sporis, 112  
 $\times$  12-15; sporidiis oblongis, curvulis, hyalino-chlorinis, guttulatis,  
continuis, 20-25  $\times$  6-7,5. Paraphysibus hyalinis, 150  $\mu$  long.

*Hab.* in cortice *Pruni Cerasi*, Levone Canavese, Pedemontium, Italia bor.

2. *Lachnella setiformis* Rehm, Asc. exsicc. fasc. 55 n. 2125, Ann. 7236  
Mycol. XII, 1914, p. 174. — Syn. *Ciliaria* (Trichophaea) *bicuspis*  
Boud. 1896 = *Lachnea bicuspis* (B.) v. Höhn., Ber. deutsch. bot.  
Ges. 36., 1918, p. 310. — Ascomatibus plerumque gregariis, sessi-  
libus, primitus globoso-clausis, dein disco patellari orbiculari albo  
flavido, 1-2 mm. diam. excipulo flavidulo pilis erectis, singularibus,  
acutatis, paullulum septatis, crasse tunicatis fuscis, circ. 400  $\times$  20,  
obtecto, siccis convolutis; ascis cylindraccis, 150  $\times$  15, octosporis;  
sporis ellipsoideis 1-cellularibus, biguttulatis, hyalinis, 12-15  $\times$  8-10,  
monostichis, paraphysibus filiformibus 2- ad apicem 3  $\mu$  cr., hyalinis.

*Hab.* ad ramulos putridos *Populi canadensis*, Triglitz-Prignitz, Germaniae (JAAP).

3. *Lachnella orbicularis* A. L. Smith, Trans. Brit. Myc. Soc. IV, pt. 1, 7237  
1912, p. 75 (1913). — Ascomatibus minutis, sparsis, erumpentibus,  
sessilibus, orbicularibus, siccis atris, udis fuliginosis, margine setu-  
lis brevibus, fuliginosis, asperatis ornatis, 100-200  $\mu$  latis; ascis  
subfusoideis, 35-38  $\times$  7, paraphysibus parum longioribus, 40-43  $\times$   
2,5, apice acutis obvallatis; sporidiis fusiformibus, utrinque acu-  
tatis, 3-guttulatis, 10-14  $\times$  2-2,5.

*Hab.* in culmis dejectis *Junci squarrosi*, Greenay Hill in Birsay, Anglia. — *Dasyscyphae Rehmii* (Staritz) Sacc. similis sed

perfecte sessilis et multo minor.

4. **Lachnella brunneo-ciliata** A. L. Smith, Trans. Brit. Myc. Soc. IV 7238 pt. I, 1912, p. 75 (1913). — Ascomatibus sparsis, stipitatis, cupulatis obscure brunneis, margine setis brunneis  $60 \approx 4$  asperatis, 300-600  $\mu$  diam., stipite aequilongo, hymenio pallide cinereo; ascis cylindraceo-clavatis, octosporis,  $65 \approx 7$ , paraphysibus crassiusculis, acutis, ascos superantibus,  $80 \approx 5$ ; sporidiis oblongo-ellipsoideis vel subcymbiformibus, obtusis, 1-septatis, 12-14  $\approx 3$ -4.

*Hab.* in culmis dejectis *Junci squarrosi* ad lacum Banks in Birsay, Anglia.

**LACHNUM** Retz. — Syll. XVIII p. 77, XXII p. 676. — Syn. *Dyslachnum* F. E. Clements, Genera of Fungi 1909, p. 87, 175 (ut *Lachnum sessile*).

1. **Lachnum crystalligerum** Sacc., Nuovo Giorn. bot. it. v. XXVII, 1920, 7239 p. 79. — Mycologia 12., 1920, p. 203. — Ascomatibus gregariis superficialibus 1 mm. latis, ceraceis brevissime crasse stipitatis, molliter dense pilosis, initio indumento candidis, demum (abnormiter?) ochraceis, cupula diu clausa, globosa, dein anguste dehiscente et discum melleum ostendente; pilis filiformibus hyalinis, 100-420  $\approx 3$ -3,5, continuis, divergentibus, apice in capitulum eximium crystallinum, muricatum 12  $\mu$  cr. desinentibus; ascis tereti-clavatis, apice rotundatis, breviter stipitatis, 70  $\approx 8$ , paraphysibus cuspidatis longioribus obvallatis, 8-sporis; sporidiis distichis, cylindraceis, 8-9  $\approx 2$ ,2, utrinque rotundatis, hyalinis, rectis v. leniter curvis, excipulo melleo.

*Hab.* in ramis emortuis corticatis *Rubi parviflori*, Spokane, Washington, nec non Ft. Douglas Utah, Amer. bor. (WEIR). — Affinis *Dasyse. crystallinae* Fuck., differt vero ascomate brevius stipitato, ascis crassioribus, excipulo discoque melleo pilis uniformibus etc. Pili demum capitulum crystallinum amittunt.

2. **Lachnum Adenostylidis** Rehm, Ascom. exsicc. fasc. 53 n. 2059, Ann. 7240 Mycol. XI, 1913, p. 392. — Apothecia gregarie sessilia, primitus globoso-clausa mox patellariformiter explanata, disco orbiculari tenuissime marginato, albo-flavidulo, 2-3 mm. lato, excipulo membranaceo pilis creberrimis rectis, filiformibus, apice rotundatis, septatis, scabriusculis, hyalinis, -300  $\mu$  longis, aequaliter 4-5  $\mu$  latis hirsuto, sicca involuta, disco flavo. Asei cylindracei, apice rotundati, 50-60  $\approx 4$ -5, 8-spori. J +. Sporae oblongo-fusiformes, rectae, 1-cellulares, hyalinae, 10-12 (-14)  $\approx 1$ .5-2, distichae. Paraphyses lanceiformes,

valde acutatae, longe prominentes, medio 6  $\mu$  cr.

*Hab.* ad caules putrescentes *Adenostylidis alpinae* in valle posteriore Wimbach ad pedem montis Watzmann alpium Bavariae, c. 1200 m. alt. (REHM).

3. *Lachnum japonicum* Sydow, Ann. Mycol. X, 1912, p. 409. — Apo- 724  
 theciis subgregariis, sessilibus primo globoso-clausis, dein apertis  
 et cupulatis, 1-2 mm. latis, ceraceis, extus sordide brunneis, disco  
 pallido in sicco roseolo, extus praecipue ad marginem dense pilo-  
 sis; pilis simplicibus, 225-300  $\mu$  long. 4-5 cr., septatis, rectis, ad  
 apicem obtusis, sordide flavo-brunneis, lenissime asperulis; ascis  
 cylindraceo-clavatis, apice rotundatis, 75-100  $\times$  5,5-8, octosporis;  
 paraphysibus lanceolatis, hyalinis, apice acutis, ascos superantibus,  
 4-6  $\mu$  latis; sporidiis distichis, cylindraceis v. crasse allantoideis,  
 plerumque leniter curvulis, continuis, hyalinis, eguttulatis, utrinque  
 rotundatis, 13-17  $\times$  3-3,5.

*Hab.* in caulibus *Boehmeriae niveae*, Kawauye prov. Mino, Japoniae (K. HARA).

4. *Lachnum sphaerocephalum* (Wallr.) Sacc. — Syll. VIII p. 466 (Da- 7242  
 sysecypha) — var. *transiens* Rehm, Asc. exsicc. fasc. 53, n. 764 b  
 Ann. Mycol. XI, 1913, p. 395. — Ad *Lach. carneolum* (Sacc.) Rehm  
 vergens. — Pili infra flavo-brunnei, supra incolores.

*Hab.* in foliis putrescentibus *Holci lanati*, Triglitz in Prignitz, Germania (JAAP).

5. *Lachnum carneolum* (Sacc.) Rehm. — Syll. VIII, p. 447 (Dasyscypha), 7243  
 f. *hyalinum* Rehm, Ann. Mycol. IX, 1911, p. 287, Ann. Exsicc. fasc.  
 48 n. 1931. — A typo differt colore albo-niveo et pilis rectis, le-  
 vibus aequaliter 5  $\mu$  cr. drusam crystallinam 10  $\mu$  cr. gerentibus.

*Hab.* in foliis siccis *Graminum*, Riesengebirges, Germania (H. SYDOW).

**LACHNASTER** v. Höhnel, Ber. deutsch. bot. ges. XXXV, 1917, p. 250. —  
 A gen. *Lachnum* sensu Rehm, pilis acutis tenuibus squamulas den-  
 tesque marginales efformantibus diversum.

1. *Lachnaster gracilis* v. Höhnel, l. c. (nomen nudum). 7244

**UNGUICULARIA** v. Höhnel 1905 (= *Phalothrix* Clements 1909) v.  
 Höhnel, Ber. deutsch. bot. Ges. XXXV, 1917, p. 249. — Sacc., Syll.  
 XXII p. 682.

1. *Unguicularia raripila* v. Höhnel, Ber. deutsch. bot. Ges. XXXV, 7245  
 1917, p. 248 (nomen nudum). — Strasser, Verh. zool.-bot. Ges. Wien

69., 1919, p. 368. — *Pilis sparsis distincta* (enfr. Fragmente z. Mykol. 1015, in Sitzb. d. k. Ak. d. Wiss. Wien 1917). — *Hab.* in caulibus putridis *Lavatera e thuringi cæ* e Sonntagberg, Austria (STRASSER).

**DASYSCYPHA** (Fr.) Fuck. — Syll. VIII p. 432, X p. 21, XI p. 412, XIV p. 779, XVI p. 735, XVIII p. 81, XXII p. 683. — *Phalothrix* F. E. Clements, Minnesota Bot. St. P. II v. IV, p. 186; Genera of Fungi 1909, p. 88, 175 (Etym. *phàlos* nitidus et *thrix* pilum): est *Dasyscypha* pilis unicellularibus nitidis ornata, typ. *Das. hyalothrica* Rehm, Syll. XI p. 412.

1. **Dasyscypha ovina** Rodway, Pap. a. Proc. R. Soc. Tasmania f. Year 1920 (1921), p. 156. — E superficiali erumpens; sessile cupulata excipulo discum excedenti, extus crebre lanigera et cellulis globosis dense teeta, pallide ochraceo-brunnea, 1-2 mm. diam.; ascis cylindræis octosporis; sporis monostichis late ellipsoideis, obtusis, levibus maturitate brunneis,  $14 \approx 8$ ; paraphysibus angustis apice clavatis olivaceis. 7246

*Hab.* ad corticem emortuam, Tasmania.

2. **Dasyscypha pteridophylla** Rodway, Pap. a. Proc. R. Soc. Tasmania f. Year 1920 (1921), p. 158. — Cupulata, breviter angusteque stipitata, undique flavo-citrina 0,3 mm. circ. diam., extus breviter tenuiter pilosa; ascis cylindræis, octosporis; sporis distichis, fusoidis, acutis, hyalinis,  $16 \approx 1,5$ ; paraphysibus filiformibus. 7247

*Hab.* in stipite *Dicksoniæ*, National Park, Tasmania.

3. **Dasyscypha conicola** Rehm ap. Jaap, Verh. Bot. Ver. Brandenb. 57 (1915) p. 9. — Ita vocanda *D. pulverulenta* (Lib.) Sacc. fm. *conorum* Rehm. 7248

4. **Dasyscypha Puiggarii** Spegaz., Rel. Mycol. trop. etc. in Bol. Ac. Nac. Cienc. Cordoba, t. 23., 1919, Extr. p. 180. — Laxe gregaria, alba, ascomatibus parvis turbinatis pedicello ipso aequantibus suffultis, adpresse denseque villosulis, pilis asperulis, disco concaviusculo albo; ascis subfusoidis longinseule attenuato-pedicellatis, paraphysibus filiformibus aequilongis obvallatis  $40 \approx 3$ ; sporis minimis lineari-lanceolatis utrinque acutis hyalinis. 7249

*Hab.* ad frustula decomposita prope Apiahy, Brasilia (F. PUIGGARI).

5. **Dasyscypha triglitziensis** Jaap, « Fungi sel. exsicc. » n. 756, an. 1916; Verh. bot. Ver. Brandb. 59., 1917, p. 26. — Nomine nobis tantum nota. 7250

*Hab.* in aëbus putrescentibus *Pini silvestris* prope Triglitz in Pregnitz, Germania.

6. **Dasyscypha Ivaë** Rehm, Ann. Mycol. XI, 1913, p. 397. — Apothecia 7251  
gregaria, innata, emergentia, mox sessilia, primitus globoso-clausa, dein urceolata, mox explanata, ad basim constricta, primitus extus citrina, dein fuscidula, disco orbiculari dilute roseolo, dein rubidulo, ad marginem tenuiter fimbriato. 0.5-1.3 mm. diam., excipulo crasso, parenchymatice flavidule contexto, imprimis versus marginem pilis rectis, septatis, asperatis, hyalinis, obtusis, demum flavidis, arcte congestis, -150  $\times$  4-5 obsesso; apothecia sicca complicata, senilia extus subfusca. Asci cylindraceo-clavati, apice rotundati, -70  $\times$  9, J-, 8-spори. Sporae oblongae, rectae, 1-cellulares, non guttatae, hyalinae, -12-14  $\times$  3, distichae. Paraphyses filiformes, septatae, laud clavatae, 4  $\mu$  lat.

*Hab.* ad caules exs. *Ivaë xanthiifoliae*, Kulm N. Dakota, America bor. (BRENCKLE). — Proxima *D. flavofuliginæ* (Alb. et Schw.) et praecipue *Pezizae alboluteae* (Pers.).

7. **Dasyscypha sulphuricolor** Peck, N. Y. State Mus. Bull. 157 (1911), 7252  
p. 25 et 109 (1912). — Ascōmatibus sulphureis, gregariis vel subcaespitosis, subsessilibus, 1-3 mm. latis, minute villosis; disco plano vel convexo, ascōmatis margine incurvo cincto; ascis subcylindraceis, 70-80  $\times$  3-4; paraphysibus filiformibus obvallatis, sporidiis oblongis vel subfusiformibus, 10-12  $\times$  2-3.

*Hab.* in ligno emortuo *Fraxini nigrae*, Remsen, Oneida co., Amer. bor. — Affinis *D. pulverulentae* (Lib.) Sacc. sed variis notis distincta.

8. **Dasyscypha heterochaeta** Sydow, Ann. Mycol. XI, 1913, p. 61. — A- 7253  
scōmatibus hypophyllis, sparsis, calyciformibus, 150-180  $\mu$  diam., basi in stipitem brevem ca. 50-60  $\mu$  altum et crassum attenuatis, disco albido-griseolo, in sicco atris, ad marginem pilis numerosis 60-90  $\mu$  long. 4-6  $\mu$  cr. flavidulis v. subhyalinis apice obtusis subcontinuis dense asperulis obsitis, praeterea ad marginem et totam superficiem exteriorem setis obscure castaneo-brunneis continuis ad apicem acutis 60-90  $\mu$  long. 3-7  $\mu$  cr., levibus laxim obsitis, ceraceis, contextu pallide ochraceo v. pallide brunneolo; ascis cylindraceo-clavulatis, 30-40  $\times$  6-7, octosporis, apice plerumque obtusis; paraphysibus tenuissimis, filiformibus, hyalinis, ascos aequantibus, ca.  $\frac{3}{4}$   $\mu$  cr., superne non incrassatis; sporidiis distichis, anguste oblongis, continuis, hyalinis, 5-7  $\times$  1.5.

*Hab.* in foliis emortuis *Corylopsidis* sp., Kawawye-mura

prov. Mino, Japoniae (K. HARA).

9. **Dasyscypha Cyatheae** Rehm, *Ascomyc. Philipp. VI*, Leaflets of Philipp. Botany, VI (1914) p. 2280. — *Ascomatibus sessilibus*, 2-3 arete congregatis, ad basin connatis, cyathoideis, brevissime stipitatis, disco circulari roseolo, 0,4 mm. latis, 0,5 mm. altis, niveis, proenchymatice contextis, pilis creberrimis nitentibus, hyalinis, rectis, 2  $\mu$  latis, fragilibus obtectis; ascis clavatis, apice rotundatis, 60  $\times$  4, J +; paraphysibus filiformibus, 2  $\mu$  circ. er., nucleatis, hyalinis, ascos superantibus; sporidiis distichis clavatis, rectis, unicellularibus, hyalinis, 12  $\approx$  2.

*Hab.* in rachide emortua *Cyatheae caudatae*, Mt. Maquiling prope Los Baños, ins. Philipp. (C. F. BAKER). — Nudo oculo vix conspicienda, a *D. Merrillii* Syd. valde diversa.

10. **Dasyscypha Merrillii** Syd., *Enum. Philipp. Fungi II*, in Philipp. Journ. of Sci. VIII (1913) p. 500. — *Ascomatibus sparsis, solitariis, cupulatis, breviter stipitatis, flavo-citrinis, 300-500  $\mu$  latis, extus furfuraceo-pilosis; pilis brevibus, hyalino-flavidis, asperulis, 3-4,5  $\mu$  crassis; stipite albo-flavido, 200-250  $\mu$  longo, disco citrinulo; ascis tereti-clavulatis, 50-70  $\times$  4-6, octosporis; paraphysibus simplicibus, filiformibus, 1  $\mu$  crassis; sporidiis 2-3-stichis, acicularibus, vel angustissime fusoides, rectis, hyalinis, continuis, 13-16  $\times$  1,5.*

*Hab.* in stipitibus emortuis *Cyatheae*, Luzon, Prov. Laguna, Mt. Maquiling, ins. Philipp. (MERRILL). — Affinis *D. Oncospermatis*, a qua ascis et sporidiis minoribus differt.

11. **Dasyscypha** (*Torrendiella*) **ciliata** (Boud.) Sacc., \*) *Torrendiella ciliata* Boud., Bull. Soc. Mycol. Fr., 1911, p. 133, t. VI f. III. — Minuta, 2-3 mm. lata, totidem alta, stipitata, pallida, sed subtus brunneo hirsuta, margine ciliato. Receptacula albido-ochracea, extus pilis levibus fuscis, acutis, non granulosis, sparsis, obsita, ad marginem longioribus et ciliatis, multiseptatis, 200-300  $\mu$  longis, 10-15 spissis, hymenio plano, pallido; pedicelo sat breve. Paraphyses rarius divisae, tennes ad apicem vix incrassatae, hyalinae aut granulis

\*) **Torrendiella** Boud., Bull. Soc. Mycol. Fr. 1911, p. 133 (Etym a cl. Mycologo ab. TORREND). — Receptacula stipitata, hirta, epixyla; paraphysibus gracilibus, simplicibus aut divisis, ad apices non aut vix incrassatis, thecas non superantibus. Thecae clavatae inoperculatae, octosporae, spora cylindrico-oblongae, obtusae, sat majores hyalinae. — Gen. *Dasyscyphae* proximum a quo differt paraphysibus gracilibus nec fusiformi acuminatis, ascis majoribus et obtusioribus, sporis etiam majoribus cylindraceo-obtusis curvatisve.

paucis repletæ, thecas non superantes. Thecae clavatae, ad apicem obtusae, ad basim attenuatae, inoperculatae, octosporae, 130-140  $\mu$  longae, 8-10 latae. Sporae hyalinae, curvatae, oblongo-cylindricae, extremitatibus obtusis, intus non granulosis, sed protoplasmate in 2-3 massas obscure limitatas repletæ, 15-18 longae, 5-6 crassae.

*Hab.* Lisbonne, Lusitania (REV. TORREND).

**MICROSCYPHA** Sydow, Ann. Mycol. 17., 1919, p. 38. — Ascomata minuta, breviter pedicellata, extus et margine pubescenti, ceracea, tenui, exicpulo e cellulis brevibus prismaticis efformato. Asci clavato-cylindrici, octospori, paraphyses filiformes. Sporae hyalinae continuae, parvae fusioideae. — Hue pertinet sec. Sydow *Dasyscypha grisella* (Rehm) Sacc., Syll. VIII p. 467. 7257

**DASYPEZIS** F. E. Clements, Genera of Fungi 1909, p. 88, 175. — Est 7258  
*Dasyscypha* sessilis. — Typus *Trichopeziza albolutea* (Pers.) Sacc., Syll. VIII p. 412.

### Sect. 2. Phaeosporae

**PHAEOPEZIA** Sacc. — Syll. VIII p. 741, X p. 24, XI p. 414, XIV p. 781, XVI p. 738, XVIII p. 90.

1. **Phaeopezia Detonia** (Brenckle) Saccardo, *Lamprospora Detonia* Brenckle, Mycologia, 8., 1916, p. 318. — Sparsa; ascomatibus 5-12 mm. diam., sessilibus, patellatis, margine ad 0,7 mm. elevatis; regulariibus, siccis convolutis; hymenio levi, e concavo plano, ex atrobrunneo-nigricante-viridulo; extus brunneis rugoso-verrucosis; ascis cylindricis, 300  $\times$  15, octosporis; sporidiis monostichis in asci superiori parte, initio levibus, grosse 1-guttatis, dilutis, demum minute verrucosis, brunneis opacisque, 12-15  $\mu$  diam.; paraphysibus gracilibus, flavidis, apice incrassatis et coloratis. 7259

*Hab.* inter Muscos ad terram udam in silvis pr. Anselm N. Dak., Amer. bor. — Sporidia sub sole abasco rapide exsiliunt, ob aeris dilatationem jam in inferiore ascorum parte constipati. Videtur valde affinis *Phaeopeziae murinae* et *Ph. scabrosae*: immo ab hac postrema forte non differt.

2. **Phaeopezia congregata** (Wakef.) Saccardo, *Plicaria congregata* Wakefield, Gard. Kew Bull. 1917, p. 109. — Ascomatibus subcupulatis v. demum convexo-expansis, undulatis, 0,5-1,5 cm. diam., extus verrucosis, brunneis, disco concolori; ascis cylindricis, breviter sti- 7260

pitatis, octosporis, 230  $\approx$  15-17, parte sporif. 110  $\mu$  longa; paraphysibus hyalinis, simplicibus, sursum clavatis, 6-8  $\mu$  latis; sporidiis globosis, grosse verrucosis, pallide fusciscentibus 15-16  $\mu$  diam.; hypothecio et excipulo parenchymatico; hypothecia cellulis ad 80  $\mu$  diam., excipulo minoribus; cellulis exterioribus brunneis, hic inde in verrucas aggregatis.

*Hab.* ad ligna combusta, Gambari Forest Reserve, Nigeria merid. Africae.

**LAMBERTELLA** v. Höhnel, *Fragm. z. Mykol.* XXI, 1918 n. 1078, p. 47. — Est *Sclerotinia* phaeospora.

1. **Lambertella Corni-maris** v. Höhnel l. c.; P. Strasser, *Verh. zool.-bot.* 7261 *Ges. Wien* 69., 1919, p. 368.

*Hab.* in fructibus mummificatis *Corni maris*, St. Georgen in Klaus prope Sonntagberg, Austria Inf. (LAMBERT).

**ALEURINA** Sacc.— *Syll.* VIII p. 472, XVI p. 738, XVIII p. 88, XXII p. 687.

1. **Aleurina aquehongensis** Seaver, *Mycologia* 6., 1914, p. 278 t. 144 7262 f. 5.— Sessilis, e discoidea leviter cupulata, 1 cm. circ. lata, extus rugulosa, brunneo-nigra et supra leniter viride tincta; ascis supra cylindraceis infra substipitiformi angustatis, 300-350  $\approx$  15-17; sporidiis monostichis v. quandoque subconfertis, ex ellipsoideis subfusoides utrinque angustatis, 1-2 guttulatis primum levibus dein irregulariter subreticulatum rugulosis, hyalinis, 20-25  $\approx$  10-12, dein pallide brunneo-faligineis, colore plus minus evanescente; paraphysibus apice incrassatis, 6  $\mu$  diam., pallide brunneis.

*Hab.* gregaria vel sparsa, ad terram, Oakwood Heights Staten Island, Amer. bor. (N. L. BRITTON et SEAVER).

**TRICHALEURIS** F. E. Clements, *Genera of Fungi* 1909, p. 90, 175.— 7263 Est *Aleurina* setosa. — Typus *A. crinita* Bull.

**TRICHALEURINA** Rehm, *Ascom. Philipp.* V, Leaflets of Philipp. Bot. VI, 1914, p. 2434 (Etyim *thricos pilus* et *Aleurina*). — Est *Aleurina* longe pilosa.

1. **Trichaleurina polytricha** Rehm, l. c.— Ascomatibus sessilibus, caespitose aggregatis, breviter stipitatis, primitus urceolatis dein disco orbiculariter ad 7 cm. explanato, crenulato-marginato, demum vario modo complicatis, disco fuscidulo; excipulo fusco, subcoriacee con-

texto, versus basim costato-rugoso, ceterum pilis rectis, filiformibus, septatis, e cellulis 12-18  $\mu$  longis formatis, obtusis, scabris, 1 mm. usque longis, ad basim 15  $\mu$  circ. latis, hyphis simplicibus, longioribus, pallide fuscidulis, 3-4  $\mu$  cr. intermixtis densissime obtectis; aseis cylindraceis, apice rotundatis, 300  $\mu$  usque altis, 20  $\mu$  latis; paraphysibus filiformibus, subfuscis, 3  $\mu$ , ad apicem 5  $\mu$  usque latis; sporidiis oblongis vel oblongo-fusiformibus, continuis, rectis, hyalinis, 2-3-guttulatis, postremo fuscidulis, 25-33  $\approx$  12-15.

*Hab.* ad ligna putrescentia, Luzon, Prov. Lagdna, Los Baños, ins. Philipp. (M. B. RAIMUNDO).

**PODALEURIS** F. E. Clements, *Genera of Fungi* 1909, p. 89, 175. — 7265  
*Est Aleurina stipitata.* — Typus *P. reperta* Boud.

**BENGUETIA** Syd., *Ann. Mycol.* 15., 1917 p. 252 (Etym. a prov. Benguet ubi fungillus nascitur). — Ascomata erumpenti-superficialia, pede centrali brevi profunde in matrice immersa, coriaceo-carbonacea, atra discum planum vel convexum mox nudantia, marginata, hypothecio crasso parenchymatico; asci clavati, octospori; paraphyses epithecium formantes; sporae ellipsoideae, continuae, coloratae.

1. **Benguetia omphalodes** Syd., l. c. fig. II. — Ascomata amphigena plerumque epiphylla, sparsa vel subinde etiam bina aut trina aggregata, plerumque orbicularia, 1-2 mm. diam., 300-450  $\mu$  alta, atra, pede centrali brevi crassoque profunde in matrice immersa, coriaceo-carbonacea, centro minute umbilicata, marginata, hypothecio crasso parenchymatice e cellula irregulariter rotundatis (saepimentis crassis) magnitudine variabilis plerumque grossis brunneis composito pede e cellulis similibus in medio rotundatis ad latera elongatis composito, mox discum planum vel saepius leniter convexum atrum nudantia, hymenio 100-120  $\mu$  alto, e strato flavido irregulariter fibroso oriundo; asci clavati, 70-80  $\approx$  13-17, superne rotundati, octospori; paraphyses ascos superantes, superne late clavato-incrassati et epithecium atro-violaceum vel atro-lilacinum formantes; sporae oblique monostichae vel distichae, ellipsoideae, continuae, plasmate violaceo-brunneo, episporio hyalino, 13-15  $\approx$  6,5-8.

*Hab.* in foliis vivis *Pygei* sp., Benguet, Luzon, Ins. Philipp. (E. D. MERRILL).

Sect. 3. **Hyalodidymæ**

**HELOTIELLA** Sacc.—Syll. VIII p. 474, XI p. 415, XIV p. 782, XVI p. 740, XVIII p. 93, XXII p. 688.

1. **Helotiella Laburni** A. L. Smith, Trans. Brit. Myc. Soc. IV, pt. 1, 7267  
1912, p. 76 (1913). — Ascomatibus minutis, sparsis, sessilibus, initio globosis, urecolatis, albo-luridis vel pallide brunneis, 200  $\mu$  latis, margine ciliatis, setis pallide brunneis, non septatis, 60-65  $\times$  3; ascis cylindræco-clavatis vel clavatis, 70  $\times$  10-12, octosporis, paraphysibus gracilibus obvallatis; sporidiis oblongis, obtusis, 1-septatis, ad septum constrictulis, hyalinis, 13  $\times$  5.

*Hab.* in ramulis *Cytisi Laburni*, Binscarth, Anglia. — Cum *Niptera Raineri* (De Not.) Sacc. comparanda.

**PERROTIELLA** Naoumoff, Champ. Oural. I (1915) p. 26 (a gen. *Perrotia*, cui affinis). — Ascomata sessilia, primitus globoso-clausa, dein urecolata v. subglobosa, ceraceo-carnosa, læticoloria, extus glabra, raro pilis solitariis simplicibus conspersa, contextu parenchymatico. Asci teretes, sessiles, apice rotundati, octospori, inoperculati, paraphysati. Sporidia ellipsoidea, 1-septata, hyalina, monosticha. — Genus *Langiæ* forte affine.

1. **Perrotiella uralensis** Naoumoff, l. c. p. 26 t. II f. 13 a-d. — Ascomatibus gregariis ochraceo-fuscis, subdiaphanis 300  $\mu$  diam.; ascis cylindræcis, 55  $\times$  7; sporidiis late ellipsoideis, medio 1-septatis, non constrictis, 2-guttatis, 11-13  $\times$  5, hyalinis, paraphysibus filiformibus, simplicibus, hyalinis. 7268

*Hab.* in cortice *Tiliae cordatæ*, Perm, Ural, Russia.

**NIPTERA** Fr. em. Sacc.—Syll. VIII p. 480, X p. 24, XI p. 416, XIV p. 784, XVI p. 471, XVIII p. 94, XXII p. 691.

1. **Niptera Callunæ** Sydow, Mycot. germ. fasc. XX n. 1060, Ann. Mycol. IX, 1911, p. 556. — Apotheciis sparsis v. paucis aggregatis, sessilibus,  $\frac{1}{2}$ -1 mm. latis, disco albido v. albido-griseolo, margine tenuiter inciso, extus atris v. atro-brunneis, ceraceis, contextu parenchymatico; ascis clavatis, apice obtuse acutiusculis, 40-60  $\times$  7-10, octosporis; sporidiis cylindræcis v. fusoides, sæpe leniter inaequilateris, utrinque plerumque attenuatis, hyalinis, utrinque 1-guttulatis, diutissime continuis, sero spurie 1-septatis, distichis, 13-

17  $\times$  3-4; paraphysibus filiformibus, 2-2,5  $\mu$  cr., apice non v. vix incrassatis.

*Hab.* in caulibus emortuis *Callunae vulgaris*, prope Kirkeby ins. Röm, Germania? (H. SYDOW).

2. **Niptera aureo-tincta** Syd. ap. Fuhrmann et Mayor, Voy. Expl. scient. 7270

Colombie, in Mém. Soc. neuchât. Sc. Nat. V, p. 437 (1913). — Ascematibus in maculis sordide fuscis, irregularibus, 2-8 mm. latis, saepe confluentibus, aggregatis, epiphyllis, 200-300  $\mu$  diam., ceraceis, sessilibus, primitus globoso-clausis, dein disco plano tenuiter marginato amoene aureo-tincto, extus fuscidulis, in sicco sordide succineo-fuscis et contortis, glabris, parenchymatice contextis; ascis cylindraceo-clavatis, apice rotundatis, breviter stipitatis, octosporis, 48-58  $\times$  8-10; sporidiis oblique monostichis usque distichis, oblongis vel subfusoides, utrinque obtusis, medio 1-septatis, non vel vix constrictis, hyalinis, 9-11  $\times$  2,5-3,5; paraphysibus filiformibus, hyalinis, 1-5, ad apicem 2,5  $\mu$  crassis.

*Hab.* in foliis vivis *Tibouchinae Bourgeanae* in regione andina (dep. Antioquia) prope Medellin, Columbia, alt. 1550 m.

3. **Niptera Grewiae** Rehm, Asc. Philippin. VII, in Leaflet of Philippin. Bot. VIII, 1916, p. 2928. — Apothecia in epiphyllis immaculato late dispersa, sessilia, primitus globosa, dein urceolata, mox explanata, orbicularia, glabra, 0,2-0,25 mm. lata, nigra, disco hyalino acute marginato, excipulo parenchymatico, coerulesco-violaceo; ascis clavatis, rotundatis, 40  $\times$  10, 8-sporis; sporis fusoides, utrinque attenuatis, medio septatis et subconstrictis, utraque cellula 1-guttata, 12-14  $\times$  4, distichis. Paraphyses filiformes, hyalinae, 1  $\mu$ . Hymenium J +. 7271

*Hab.* ad folia *Grewiae*, Los Baños, Ins. Philipp. (C. F. BAKER).

4. **Niptera luitpoldina** Rehm, Ber. Beyer. Bot. Gesellsch. XIV (1914) p. 7272

103. — Ascematibus sparsis, interdum 2-3 aggregatis, sessilibus, primitus clausis dein disco scutellato, nitide marginato, pallido apertis, extus brunneis, levibus, basim versus attenuatis, 0,5-1,5 mm. latis, siccis curvatis et plus minusve involutis; contextu inferne parenchymatico, brunneo, crassiusculo, marginem versus ex hyphis parallele dispositis efformato; ascis clavatis, apice subacuminatis, 60-75  $\times$  6-7, octosporis; paraphysibus filiformibus, obtusis, hyalinis, 2-3  $\mu$  crassis; sporidiis distichis, fusiformibus, utrinque acutatis, rectis, medio septatis, non constrictis, hyalinis, 12-15  $\times$  1,5-2.

*Hab.* in aenbus siccis *Pini Pumilionis* prope Luitpold-

Haus in Algäu, Bavaria.

5. *Niptera microscopica* (Crouan) Vouaux, Bull. Soc. Mycol. Fr. 1914, 7273  
p. 182. *Lecidea microscopica* Crouan, Fl. Finist., p. 92.—Ascomatibus  
hemisphaericis, albis, 0,5 mm. diam.; ascis in superficie ascomatum  
parum prominentibus, subclaviformibus, 8-sporis; sporidiis ovoideis,  
granulosis, hyalinis, uniseptatis.

*Hab.* in thallo *Lecidea euliginosa* e, Finistère (CROUAN).

6. *Niptera Mülleri* (Willey) Vouaux, Bull. Soc. Mycol. Fr. 1914, p. 182, 7274  
*Phacopsis Mülleri* Will., Enum. Lich. Massach., p. 34.—Ascomati-  
bus superficialibus, planis v. leniter convexis, rotundatis dein con-  
fluentibus, immarginatis, carneis, dein obscurioribus; sporidiis ob-  
longis, hyalinis, simplicibus, uniseptatis, 11-15  $\times$  3,5-5,5.

*Hab.* in thallo *Peltigera ecanina* e, Massachusetts  
(WILLEY) et California (FARLOW).—Incertum est an haec species  
potius quam Discomycete gen. *Nectriae* spectet et tunc cum *N. le-  
canode* (Ces.) comparanda.

**LINHARTIA** Sacc. et Syd. — Syll. XVI p. 744, XVIII p. 95, XXII  
p. 692.

1. *Linhartia philippinensis* Rehm, Ascomyc. Philipp. V, Leaflets of Phi- 7275  
lipp. Botany, VI (1914) p. 2236.—Ascomatibus sparsis, sessilibus,  
in maculis epiphyllis discretis albidulis, ex hyphis gelatinosis con-  
glutinatis, gonidia viridula includentibus contextis innatis, globoso-  
clausis, dein urceolatis, fuscis, glabris, 0,2-0,3 mm. latis, siccis in-  
volutis; ascis clavatis, apice rotundatis, sessilibus, 30  $\times$  15, octo-  
sporis, J-; paraphysibus filiformibus hyalinis epithecium fuscum  
formantibus; sporidiis distichis, ellipsoideis, rectis, medio septatis,  
non constrictis, hyalinis, 10  $\times$  3-3,5.

*Hab.* ad *Ficum ulmifolium*, Luzon, Prov. Laguna, Los  
Baños, ins. Philipp. (J. J. MIRASOL).—Pertinet potius ad Lichenes.

2. *Linhartia luzonica* Rehm, Ascomyc. Philipp. V, Leaflets of Philipp. 7276  
Botany, VI (1914) p. 2236.—Ascomatibus epiphyllis, in medio ma-  
cularum discoidearum 2-4 mm. lat. albarum sitis, prosenchymaticae  
e cellulis 4-5  $\mu$  latis et gonidia viridula includentibus contextarum  
primitus globosis fere singulari-innatis, dein urceolatis, fuscis, disco  
hyalino albidulo-marginato, 150  $\mu$  diam.; ascis ovoideis, octosporis,  
60  $\times$  30, filiformi-paraphysatis; sporidiis oblongis, rectis, utrinque  
rotundatis, medio septatis, non constrictis, 35-60 (?)  $\mu$ , hyalinis.

*Hab.* in foliis *Symphorematis luzonici*, Luzon, Prov.  
Laguna, Los Baños, ins. Philipp. (S. A. REYES).—Ad Lichenes per-

tinebit. An *Biatorinopsis* ?.

3. **Linhartia Soroceae** Rehm in Rick, Fungi austro-amer. fasc. XI-XVIII 7277  
n. 320, Ann. Mycol. IX, 1911, p. 181 (nomen nudum).

*Hab.* in *Sorocea ilicifolia*, America austr.

**BELONIELLA** Sacc.—Syll. XIV p. 786, XVI p. 1149, XXII p. 693.—

Genus aptius ad species *hyalodidymas* restrictum.—Syn. *Dibelonis* F. E. Clements, Genera of Fungi 1909, p. 86, 175, *Eubelonis* F. E. Clements, l. c. p. 87, 175.

1. **Beloniella Hemerocallidis** Rehm, Ber. Bayer. Bot. Ges. XIII (1912) 7278  
p. 181.—Ascomatibus sparsis, initio immersis et globoso-clausis, dein erumpentibus, disco urceolato, tenuiter marginato, demum applanato, pallide griseis, sessilibus, extus glabris, brunneis, 0,3-0,5 mm. latis, siccis nigrescentibus; contextu parenchymatico brunneo; ascis clavatis, apice rotundatis, octosporis, 60  $\approx$  5-6; sporidiis distichis, oblongis, rotundatis, 2-ocularibus, hyalinis, 6-8  $\approx$  2; paraphysibus filiformibus 2  $\mu$ , sursum 3  $\mu$  crassis, hyalinis.

*Hab.* in foliis putrescentibus *Hemerocallidis fulvae*, Königstein ad Elbe, in Germania.—Ob minuties sporidiorum facile distinguenda.

2. **Beloniella Hydrocharidis** Rehm, Ber. Bayer. Bot. Ges. XIII (1912) 7279  
p. 181.—Ascomatibus plerumque sparsis, initio immersis, dein erumpentibus, disco urceolato, pallido, tenuiter albido-marginatis, extus brunneis, 0,2-0,25 mm. diam., siccis involutis, atris, punctiformibus; contextu parenchymatico, brunneo, prope marginem cellulis elongatis praedito; ascis clavatis, 45-60  $\approx$  6-7, plerumque 4-sporis, paraphysibus filiformibus, hyalinis, 1,5  $\mu$  cr. obvallatis; sporidiis monostichis, oblongo-ellipsoideis, rotundatis, initio continuis, grosse 2-guttulatis, dein bilocularibus, hyalinis, 10-12  $\approx$  3.

*Hab.* in caulibus emortuis *Hydrocharidis Morsurae*, prope Windsheim in Franconia.

3. **Beloniella Fairmani** (Rehm) Saccardo, *Belonium Fairmani* Rehm, 7280  
Ann. Mycol. IX, 1911, p. 367.—Apotheciis dispersis, sessilibus, globulosis, dein patellaribus, haud distincte marginatis, disco plano v. subconvexulo, flavido-hyalinis v. cinerascensibus, 0,1-0,2 mm. diam., extus glabris excipulo tenuissime parenchymatico brunneolo, ceraceis, siccis fuscidulis, haud contortis; ascis clavatis, apice rotundatis, 60-70  $\approx$  10-15, octosporis, J. ope.; sporis oblongis v. subclavatis, utrinque obtusis, rectis v. subcurvatis, medio septatis, hyalinis, 9-10  $\approx$  4-5, distichis; paraphysibus filiformibus septatis,

3  $\mu$  cr. apice flavidulis; epithecium formantibus, hypothecio hyalino.

*Hab.* in ligno putrido, Lyndonville N. J., America bor. (FAIRMAN).— Valde *Aggyrium* appropinquat, excipulo distincte usque ad marginem disci formato carens.

#### Sect. 4. Hyalophragmiæ

**BELONIDIUM** Mont. et Dur. — Syll. VIII p. 496, X p. 27, XI p. 417, XIV p. 786, XVI p. 749, XVIII p. 103, XXII p. 694.

1. **Belonidium Macounii** Dearness, Mycologia, 8., 1916, p. 98. — Ascomatibus cyathiformibus v. urceolatis, sessilibus, atro-brunneis, 1-mm. diam., gregariis, interdum caespitosis; ascis cylindraceutis hyalinis, 90-96  $\approx$  7; paraphysibus ascum paullo superantibus, sursum inflatulis; sporidiis elongatis, hyalinis, 3-septatis, 20-30  $\approx$  3, pluri-seriatis. 7281

*Hab.* in ramis emortuis *Spirææ Menziesii*, Vancouver Island, Columbiae (J. MACOUN).

2. **Belonidium corticola** Jaap, Ann. Mycol. 15., 1917, p. 102. — Ascomatibus remotiuscule gregariis, sessilibus, globosis, mox dehiscens, scutellatis, pallide v. sordide flavidis, disco carneolo v. pallido, margine albido-pruinosis, crassiuscule ceraceis; contextu laxo parenchymatico, marginem versus prosenchymatico et in fibrillas 3-4  $\mu$  cr., hyalinas soluto; ascis longe clavatis obtuse tenuatis, 60-70  $\approx$  7-8, octosporis; sporidiis tereti-fusoideis utrinque rotundatis, 12-18  $\approx$  2,5-3, pluriguttulatis, dein 2-4-cellularibus, irregulariter distichis; paraphysibus filiformibus, sursum paullo incrassatis, obtusis, hyalinis, ascos paullo superantibus. 7282

*Hab.* in caulibus putridis *Cirsii spinosissimi*, Furka, Helvetia. — Affine *Bel. pruiferum* sed sporidiis multo minoribus etc. distinctum.

3. **Belonidium Uredo** Rehm. — Syll. VIII p. 329, XVI p. 752 — var. **Kriegerii** Rehm, Ber. Bayer. Bot. Gesellsch. XIV (1914) p. 104. — Ascomatibus 0,5-1,5 mm. latis, disco albo-lacteum, sicco convoluto, brunneo; sporidiis fusoides, 1-dein 4-ocularibus, 15  $\approx$  2,5; paraphysibus sursum ad 3  $\mu$  crassis. 7283

*Hab.* in pagina inferiore foliorum dejectorum *Vaccinii Vitis-Ildææ* in Erzgebirge, Europa media.

**MANILAEA** Sydow, Ann. Mycol. XII, 1914, p. 569 (Etym. ob oppido *Manila*, ejus in vicina nascitur). — Ascomata sessilia, basi con-

tracta, mox plane cupulata usque patelliformia, marginata, extus glabra usque pruinosula, subceracea, basi hyphis paucis tenuibus cincta, contextu prosenchymatico, asci clavati usque saecati, octospori. Paraphyses tenues, hyalinae. sursum epithecium formantes. Sporidia pluriseptata hyalina. — A *Belonidio* aegre distinguendum.

1. **Manilaea bambusina** Sydow, l. c. fig. 5. — Ascomatibus in partibus 7284  
 matricis albido-coloratis effusis plus minus dense dispositis, superficialibus, primitus plane cupulatis, dein fere patelliformibus, 0,2-0,6 mm. diam. parte centrali matrici affixis, subceraceis, extus cinnabarinis, lateritio-cinnabarinis v. vinoso-cinnabarinis, disco plano primitus fere concolori dein pallidiore usque albido (praecipue in sicco), extus glabris v. tantum pruinosulis, contextu exteriori prosenchymatico brunneo, interiore ad basim minute parenchymatico hyalino, saepe ad basim hyphis rectis v. curvatis pallidis usque hyalinis tenuibus cinctis; ascis clavatis usque saecatis, basim versus attenuatis, ad apicem valde incrassatis, octosporis, 50-60  $\approx$  18-25; paraphysibus numerosis sursum ramosis et epithecium indistinctum grumosum primitus purpureum v. rubro-violaceum dein obscure brunneum formantibus; sporidiis distichis, rarius tristichis, obclavatis v. subfusoidis, hyalinis, 3-4-septatis (septis crassis) rectis vel inaequilateris, 20-24  $\approx$  10-11, loculo superiore majore, membrana poro ratione crassa.

*Hab.* ad culmos emortuos *Bambusa e Blumeanae*, prope Manila, Ins. Philippin. (M. RAMOS).

- DAVINCIELLA** Sacc. — Syll. XVIII (1906) p. 101, 102. — Est *Davincia* 7285  
 sessilis (Syn. *Merodontis* F. E. Clements, Genera of Fungi 1909, p. 87, 175).

**BELONIUM** Sacc. — Syll. VIII p. 492, X p. 26, XI p. 417, XIV p. 785, XVI p. 1149, XVIII p. 107, XXII p. 697.

1. **Belonium branseanum** Lindau, Hedw. LI (1912) p. 327. — Ascoma- 7286  
 tibus globosis dein apertis et hymenium disciforme denudantibus, extus subfurfuraceis, albidis vel subavellaneis, ca.  $\frac{1}{4}$  mm. diam.; ascis cylindraceis apice rotundatis, non incrassatis, usque ad 35  $\approx$  4, octosporis, paraphysibus filiformibus, simplicibus, 1  $\mu$  cr., hyalinis obvallatis; sporidiis distichis, clavatis, utrinque rotundatis, hyalinis, 3-septatis, 7,5  $\approx$  8-3. Jodi ope nulla.

*Hab.* in squamis rhizomatis *Polypodii iboensis* in silvis ad Ibogebirge, ins. Novae Guineae, alt. 1000 m. (R. SCHLECHTER).

2. **Belonium Spiraeae** Naomoff, Champ. Oural. I (1915) p. 26, t. II f. 7287  
15 a-d.—Ascomatibus sparsis, sessilibus, primitus clausis, globosis, dein disco plano, tenuiter marginato, aperto, glabris, fuscis, 250-300  $\mu$  diam.; contextu fere prosenchymatico; ascis clavatis apice rotundatis, 44  $\approx$  10, octosporis, paraphysatis; sporidiis ellipsoideis, primo 1., dein 3-septatis, 9-12  $\approx$  4,5-5, hyalinis, oblique monostichis; paraphysibus septatis, hyalinis; hymenio jodi ope conspicue coerulescente.

*Hab.* in ramulis *Spiraeae mediae* in silvis Sugomak, Perm, Ural, Russia.

**PODOBELONIUM** Saec. — Syll. VIII p. 503, XVIII p. 106.

1. **Podobelonium Hypnorum** (Sydow) Saccardo, *Belonioscypha Hypnorum* 7288  
Sydow, Ann. Mycol. 15., 1917, p. 147. — Ascomatibus solitariis, turbinatis, 0,4 mm. lat., 0,8-1 mm. altis, in sicco vix conspicuis, in stipitem crassiusculum breve tenuatis, aquoso-carnosis, pallide roseolis, margine tenuiter fimbriato, contextu tenui, flavido, prosenchymatico; ascis clavatis apice rotundatis deorsum sensim in pedicellum brevem tenuatis, octosporis, 150-180  $\approx$  15-20; paraphysibus ramosis, 2-3  $\mu$  cr., apice dilatatis (4-5  $\mu$ ) et jodi ope intense coloratis; sporidiis distichis fusoideis v. clavulatis, apice rotundatis, 3-5-septatis, non constrictis, hyalinis, 30-36  $\approx$  6-9, primitus utrinque appendicula filiformia 10-12  $\mu$  long. decidua auctis.

*Hab.* in fronde *Hypni cupressiformis* ad truncos *querecinos*, pr. Brückenam, Germania (A. ADE).

**TRICHOBELONIUM** Saec. — Syll. VIII p. 495, XVI p. 447, XVIII p. 99, XXII p. 701.

1. **Trichobelonium Melioides** Rehm, Ascom. Philippin. VII, in Leaflet. 7289  
of Philipp. Bot. VIII, 1916, p. 2929. — Apothecia dispersa, plerumque singula, interdum bina, epiphylla, sessilia, primitus globuloso-clausa, dein urceolata, 0,2-0,25 mm. lata, nigra, disco hyalino, excipulo membranaceo, parenchymatice nigrofusce contexto, scabrisculo, ad basim hyphis plurimis centrifugis, -2 mm. excurrentibus, 3  $\mu$  latis, simplicibus, rectis, septatis, fuscis coronata; ascis oblongo-clavatis, 120-130  $\approx$  20-24, apice rotundatis, crasse tunicatis, 8-sporis, J-: sporis cylindraceis, rectis, utrinque rotundatis transverse 7-septatis, 40-50  $\approx$  7-8, hyalinis, 2-3 stichis. Paraphyses nullae.

*Hab.* ad folia *Gigantochloae scribnerianae*,

Paete, Ins. Philipp. (C. F. BAKER). — Haud parasitans in mycelio *Meliolae*, etsi ad basim mycelio hypharum centrifugarum insidens.

### Sect. 5. Phaeodictyae

**CALOPEZIZA** Syd., Enum. Philipp. Fungi II. in Philipp. Journ. of Sci. VIII (1913) p. 499. — Etym. *calos*, pulcher et *Peziza*. — Ascomata sessilia, primitus globoso-clausa dein patellaria, e mycelio tenui oriunda, orbicularia, superficialia, vivide colorata, ceracea, extus praecipue ad marginem pilosa, contextu parenchymatico. Asci ovato-globosi usque saccati, 6-8-spori, aparaphysati. Sporidia muriformia, colorata. — Est quasi *Dietyomollisia* pilosa et phaeospora.

1. **Calopeziza mirabilis** Syd., loc. cit., fig. 5. — Ascomatibus hypophyllis, saepe per totam folii superficiem vel per magnam ejus partem plus minus aequaliter distributis, e mycelio tenuissimo ex hyphis longis flexuosis flavidulis simplicibus vel raro parce breviterque ramosis, paucissime septatis, 4-6  $\mu$  latis composito oriundis, sessilibus, primo clausis, mox apertis et patellaribus, rotandatis, 0,3-1 mm. diam., vivide luteo-ochraceis, ceraceis, extus praecipue ad marginem pilis rectis vel subrectis, flavidis, asperulis, apice obtusis, 80-150  $\times$  6-9 obsitis, disco concolore, contextu ad basim obscure fusco-olivaceo, grosse parenchymatico, e cellulis 15-22  $\mu$  diam. composito, in centro et in parte superiore e cellulis multo minoribus composito; ascis remote stipatis, ovato-globosis, apice incrassatis et late rotundatis, brevissime crasseque stipitatis, 35-44  $\times$  24-34, 6-8-sporis, rarius elongatis, subsaccatis et tunc usque ad 65  $\mu$  longis, aparaphysatis; sporidiis 2-4-stichis, aut conglobatis, ellipsoideis vel ellipsoideo-oblongis, utrinque rotundatis, transverse 5-(rarissime 6-) septatis, ad septum medium constrictis, 22-26  $\times$  11-12, obscure olivaceo-fuscis, cellulis omnibus vel fere omnibus longitudinaliter 1-septatis.

*Hab.* in foliis vivis *Premnae odoratae*, Luzon, ins. Philipp.

### Sect. 6. Scolecosporae

**BELONIOPSIS** Sacc. — Syll. VIII p. 351, XVI p. 752, XXII p. 703.

1. **Beloniopsis excelsior** (Karst.) Rehm. — Syll. XVI p. 752. — var. **glyceriicola** Rehm, Ber. Dent. Bot. Gesellsch. XIV (1914) p. 106. — Ascomatibus minute parenchymaticis, brunneis, margine cellulis filiformibus ornatis; ascis clavatis, apice obtuse acuminatis, 100-110  $\times$  12,

octosporis; sporidiis plerumque vermiformibus, curvatis, utrinque acutis primo 4-dein 16-ocularibus, hyalinis, 36-50  $\approx$  3,5, parallele dispositis; paraphysibus filiformibus 1,5  $\mu$ , apice ad 3  $\mu$  crassis.

*Hab.* in culmis putrescentibus *Glyceriæ*, in Saxonia et in Austria inferiore. — Sporidiis multilocularibus præcipue distincta.

**ERINELLA** Sacc. — Syll. VIII p. 507, X p. 30, XI p. 419, XIV p. 789, XVI p. 753, XVIII p. 113, XXII p. 705.

1. **Erinella Hystrix** Bubák, III Beitr. Pilz. Montenegro in Botanikai Közlemények, 1915, p. (50). — Ascomatibus gregariis, cupuliformibus vel calyciformibus, 0,2-0,4 mm. altis (sine setis), 0,2-0,3 mm. latis, breve pedicellatis, primum elausis, dein apertis, extus setis copiosis, densis, erectis, rigidissimis, glaberrimis, rubro-brunneis, usque 0,6 mm. longis, basi 6-7  $\mu$  latis, ibidemque arenatis, multiseptatis, sursum sensim attenuatis, apice acutis et dilutioribus; ascis cylindræcis, 70-80  $\approx$  6-8, apice attenuato-rotundatis, octosporis, paraphysibus paucis, filiformibus, 1,5  $\mu$  latis obvallatis; sporidiis filiformibus, parallelis, 40-50  $\approx$  1,5, rectis, hyalinis, septatis. 7292

*Hab.* ad caules emortuos *Valerianaë montanaë*, Durmitor: in loco dicto « Lokvice » (ca. 2400 m.), Montenegro.

2. **Erinella heterotricha** Spegaz., Rel. Mycol. trop. etc. in Bol. Ac. Nac. Cienc. Cordoba, t. 23., 1919, Extr. p. 149. — Cupulae laxissime gregariae, turbinatae, breviter crasseque pedicellatae e cremeo ochroleucae, extus villosulae, pilis omnibus asperulis, marginalibus crassioribus apice acuminatis, caeteris obtusis gracilioribus, disco concaviusculo isabellino; ascis elongato-subelavulatis, deorsum breviuscule attenuato-pedicellatis, 8-sporis, paraphysibus crassiusculis parum longioribus apice acuminatis obvallatis, 90  $\approx$  10-12; sporis filiformibus pauciseptatis hyalinis, 95  $\approx$  3. 7293

*Hab.* ad corticem vetustam arboris ejusdam ignoti, Apiahy, Brasilia (J. PUIGGARI).

3. **Erinella philippinensis** Syd., Enum. Philipp. Fungi II, in Philipp. Journ. of Sci. VIII (1913) p. 500. — Ascomatibus sparsis vel subgregariis, sessilibus vel brevissime crasseque stipitatis, cupuliformibus, 1-1,5 mm. diam., margine integro, extus albido-ochraceis et pilis simplicibus, rugulosis, hyalinis vel subhyalinis, 35-50  $\approx$  3-4, furfuracee conspersis, disco plano vel concavo, levi, aureo-citrinulo; ascis cylindræco-clavatis, 65-70  $\approx$  6-8, octosporis, paraphysibus ascos superantibus, 2-2,5  $\mu$  crassis, linearibus, apice vix attenua-

tis; sporidiis distichis, aciculari-fusoideis, 3 septatis, utrinque acutis, hyalinis, 20-28  $\times$  2-2,5.

*Hab.* in cortice emortuo. Luzon, Prov. Nueva Vizcaya, ins. Philipp. (Mc GREGOR). — *E. cognatae* Pat. proxima sed colore ascomatum et sporidiis minoribus distincta.

4. *Erinella setulosa* Sacc., Notae Mycol. XXIII p. 70 (Accad. Venet. 1917). — Ascomatibus hypophyllis, perexiguis, in caespitulos numero 2-6 junctis, utricularibus, 170-200  $\mu$  diam., pallide cereis, carnosulis, vertice circulariter anguste apertis, ubique praesertim sursum setulosis, setulis cuspidatis 80-90  $\mu$  longis, basi 7-8  $\mu$  cr. dilute flavidis; excipulo celluloso e hyalino flavido; ascis teretibus, brevissime stipitatis, apice rotundatis, 120  $\times$  12, copiose filiformi-paraphysatis, octosporis; sporidiis parallele polystichis, bacillaribus, utrinque obtusulis, rectiusculis, fere longitudine asci, 3  $\mu$  cr., 5-7-septatis, non constrictis, minute obsoleteque guttulatis, hyalinis. 7295

*Hab.* in foliis emortuis Bambusa eblumeanae, Los Baños, Ins. Philipp. — Species pulchella, ut videtur, bene distincta.

## *Fam.* 12. **Ascobolaceae** Boud.

### *Sect.* 1. **Hyalosporae**

**THELEBOLUS** Tode — Syll. VII p. 44, X p. 34, XI p. 422.

1. *Thelebolus lignicola* Lloyd, Mycol. Notes n. 52, Dec. 1917, p. 738, fig. 1103-1105. — Minutus, gelatinosus, pallidus, fere albus, 2-3 mm. alt., vertice dehiscens et peridiolum exiguum, album, 1 mm. diam., gelatinosum exerens; sporis hyalinis, 4-4,5  $\times$  3,5, levibus, circ. 60-100 in quoqueasco. 7296

*Hab.* gregatim in lignis putridis pr. New York, Amer. bor. (S. H. BURNHAM).

**ASCOPHANUS** Boud. — Syll. VIII p. 528, X p. 32, XI p. 421, XIV p. 793, XVI p. 758, XVIII p. 116, XXII p. 706.

1. *Ascophanus verrucosporus* P. Weid. Graff, Mem. Torr. Bot. Cl. 17., 1918, p. 58. — Ascomatibus gregariis vel sparsis, immarginatis, convexis, lenticularibus, glabris, sessilibus, badiis, minutis, 0,6-1 mm. diam., basi filamentis intricatis; ascis maximis, clavatis, apice rotundatis vel truncatis, operculatis, octosporis, 215-245  $\times$  30; 7297

sporidiis monostichis, ellipsoideis, minute verrucosis,  $22,8 \approx 15$ , hyalinis; paraphysibus filiformibus, simplicibus, raro bifidis, septatis, miniatis.  $258 \approx 3,8$ .

*Hab.* ad terram ndam umbrosam, Luzon, Prov. Rizal, Fort Mc Kinley, Ins. Philipp. (MARY S. CLEMENS).

2. **Ascophanus fluorescens** Spegazzini, Rev. Chilena Hist. Nat. XXII, 7298

1918, p. 100, tab. XII fig. 8-13.— Pusillus, ex albo-hyalino glaucofluorescens, primo subgloboso-lenticularis dein patellaris, 0,50-0,75 mm. diam.; asci obovato-clavati brevissime pedicellati, paraphysibus apice leniter incrassatis curvulisque cincti, octospori; sporae ellipticae mediocres nudaæ laeves hyalinae,  $15-16 \approx 10-11$ . Jodi ope nulla.

*Hab.* in fimo vaccino exsiccato et postea in camera humida culto, ex Chile (Rv. P. F. JAFFUEL).

3. **Ascophanus fimicola** Boedyn et v. Overeem, Hedw. 59., 1917 (1918), 7299

p. 310, t. II f. 5-7. — Ascomatibus 2 mm. usque latis, initio globosis clausis, mox circulariter dehiscensibus et discum orbicularem v. ellipticum, tenuiter marginatum ostendentibus, denique alte convexis et immarginatis, glabris, extus saturate roseis; margini initio denticulato albedo, dein evanescenti; ascis  $180-200 \approx 20-30$ , octosporis, clavatis, obtuse rotundatis operculatis; sporidiis obtuse ellipsoideis  $24-25 \approx 14-15$ , initio monostichis dein distichis, eguttatis, strato mucoso  $3-4 \mu$  crasso obvolutis; paraphysibus ascos aequantibus, septatis, sursum inflatis ibique e *carotina* soluta aurantiorubris, nec non crystallata acicularia rubra *carotinea* continentibus.

*Hab.* in fimo v a c c i n o, pr. Fort Uitermeer pr. Weesp, Neerlandia.— Ob paraphyses crystallata carotinae amoene rubra (an normaliter) continentibus distincta species. Asci (non exsiliantes observati!) jodi ope immutati.

4. **Ascophanus appendiculatus** Alfr. Schmidt, Copr. Pilz. Schles., Bresl. 7300

1912 p. 30.— Ascomatibus flavido-brunneis, vetustis rufo-brunneis, piriformibus, distincte marginatis,  $0,5-1,4$  mm. diam.,  $430-480 \mu$  altis, disco plano v. convexo; contextus ex cellulis subrotundis flavidis formato; ascis teretibus v. tereti-clavatis, sensim stipitatis,  $210-250 \approx 15-17$ , p. sporif.  $105-150 \mu$  longa, supra discum usque ad  $50 \mu$  extantibus, octosporis, jodo vix tinctis; sporidiis oblique 1-stichis, ellipsoideis, levibus, continuis, hyalinis,  $17-19 \approx 8,5-9,5$ , utrinque papilla minutissima  $1-2 \mu$  anctis, atque mucro obvolutis; paraphysibus simplicibus v. ramosis, flavidulis, septatis sursum paullo crassioribus,  $5 \mu$  cr.

*Hab.* in fimo equino, pr. Oswitz, Silesiae.

**CUBONIA** Sacc. — Syll. VIII p. 527, XIV p. 792, XXII p. 708.

1. **Cubonia bulbifera** Hobson, Proc. Amer. Acad. 1912 p. 242, tab. 1 7301  
fig. 1-28. — Sparsa v. gregaria, saepe conferta, sessilis v. in basim stipitiformem tenuata, turbinata, 3-10 mm. diam.; disco cupulato v. hypocrateriformi, pallide fulvo, initio plano dein, senio, cerebriformi-corrugato, extus saturatiore, denique toto atrato, glabro v. granuloso, margine irregulariter dentato-lacero; contextu subgelatinoso, excipulo parenchymatico ex cellulis 20-25  $\mu$  diam. nigricantibus; ascis clavatis, apice rotundatis, jodi ope immutatis, 125  $\approx$  15; sporidiis 8, uniseriatis, levibus, sphaericis, 12  $\mu$  diam.; paraphysibus tenuibus, sursum vix incrassatis. Mycelium bulbillos nigros, 75-100, ex cellulis subrotundis 20  $\mu$  diam. conflatis gerit.

*Hab.* in excremento canino ex Jamaica, Paesto Italiae, Guatemala, California, etiam in excremento suino, Guatemala (THAXTER, HOBSON).

**LASIOBOLUS** Sacc. — Syll. VIII p. 536, XIV p. 792, XVIII p. 117.

1. **Lasiobolus oligotrichus** A. L. Smith, Trans. Br. Mycol. Soc. V (1916) 7302  
p. 238. — Ascomatibus gregariis, sessilibus, conicis, levibus, aurantiacis, primum clausis dein irregulariter apertis, extus cellulis irregularibus compositis, 280-300  $\mu$  longis, 100-210  $\mu$  crassis, extus pilis plerumque perpaucis simplicibus, non septatis, rectis, acutis, hyalinis, 85-95  $\approx$  5, obsitis; ascis paucis, subcylindraceis, sursum rotundatis, fere sessilibus, 90-140  $\approx$  18-30, jodo non coerulescentibus; paraphysibus gracillimis, numerosis, ad 150  $\approx$  2.5, vacuolatis, hyalinis, rarissime septatis vel ramosis, apice haud dilatatis; sporidiis ellipsoideis, 20  $\approx$  12, hyalinis.

*Hab.* in stercore Cuniculorum, Epping Forest, Britannia. — *L. equino* affinis sed eximie distinctus.

2. **Lasiobolus macrotrichus** Rea, Trans. Br. Mycol. Soc. V (1917) p. 440, 7303  
t. VIII. — Ascomatibus minutis, 0.5-1 mm. latis, sessilibus, fulvis v. fulvo-aurantiis, primo obeonicis dein expansis, extus pilis longissimis, rigidis, rectis, acutis, continuis, ad basim incrassatis, 850-950  $\approx$  16-18, tunica 5  $\mu$  crassa, albis vestitis, margine nudo, disco saturatiore: ascis cylindraceis deorsum tenuatis, 180-195  $\approx$  15-16, operculatis, 8-sporis, jodo haud tinctis; sporidiis ellipsoideis, hyalinis, 20-22  $\approx$  9-10, levibus; paraphysibus simplicibus v. ramosis, apice non incrassatis, septatis, hyalinis, 185-200  $\approx$  4.5.

*Hab.* ad stereorem Cervi Elaphi, in silvis prope Horner, Somerset Britanniae (N. G. HADDEN). — *Lasiob. equino* affinis sed pilis longissimis mox distinctus.

### Sect. 2. Phaeosporae

**ASCOBOLUS** Pers. — Syll. VIII p. 514, X p. 31, XI p. 420, XIV p. 793, XVI p. 760 et 1149, XVIII p. 118, XXII p. 709.

1. **Ascobolus magnificus** B. O. Dodge, Mycologia, IV, 1912, p. 218, t. 7304 72-73.— Ascomatibus sparsis v. confertis sessilibus primo globosis clausis albis v. albidis poro dehiscensibus margine involuto, demum profunde cupuliformibus, extus pruinosis ex hyphulis tenuissimis demum brunneolis, postremo valde expansis et discum flavo-viridulum ostendentibus 0,5-2,7 cm. diam.; ascis tereti clavatis 200-300  $\approx$  18-25, J tinetis, octosporis, paraphysibus lineari-clavulatis viridulo-granulosis 5-7  $\mu$  crass.; sporidiis ellipsoideis primo hyalinis dein pallide lilacinis demum roseo-violaceis levibus, 1 latere linea obliqua signatis, irregulariter distichis, 20-25  $\approx$  12-14.

*Hab.* in fimo equino ex cultura in laboratorio, New York, Amer. bor. — Quoad germinationem et foecundationem enfr. l. c.

2. **Ascobolus Carletoni** Boud. in Trans. Brit. Mycolog. Soc. IV, pt. I, 7305 1912, p. 62, tab. 2 fig. 1 (1913). — Ascomatibus minutissimis, 0,5-1 mm. latis, omnino albis, sessilibus sed parte infossa turbinatis, dimidia parte supera glabris, non margiuatis, inferne furfuraceis; ascis clavatis, octosporis, 160-220  $\approx$  18-20; paraphysibus simplicibus vel divisis, apice irregulariter incrassatis, hyalinis; sporidiis ellipsoideis, primo hyalinis dein violaceis, levibus, 15-16  $\mu$  longis, denique episporio diffracto verrucosis et tunc pallidioribus crassioribusque, 16-20  $\approx$  10-11.

*Hab.* in stercore Tetraonis urogalli, in Scotia (C. REA).

3. **Ascobolus subglobosus** Seaver, Mycologia, VIII, 1916, p. 96 t. 184 7306 f. 5-6.— Ascomatibus gregariis v. confertis, initio subglobosis, demum discoideis, 3-5 mm. diam., extus glabris, viridulo-flavis; disco plano, convexo v. irregulari, initio concolore, dein asperulo ob ascos et nigricante; ascis subcylindricis v. clavatis, demum tenuato-stipitatis, 8-sporis; sporidiis 1-seriatis, dein partim distichis v. inordinatis, initio hyalinis, 1-guttatis minuteque pluriguttulatis, e violaceo nigricantibus, areolato-reticulatis, venis depressis; paraphysibus sursum vix incrassatis, contenu flavo-aureo.

*Hab.* ad terram ndam in silvis et ad marginem stagni pr. Yonkers, New York, Amer. bor.

4. **Ascobolus albinus** Seaver, *Mycologia*, VIII, 1916, p. 95. — Ascomatibus gregariis initio subglobosis dein scutellatis, 4-5 mm. diam., extus albis, minute rugosis; disco plano v. subplano ex albido atrato (ob sporidia); aseis subcylindricis 8-sporis,  $200 \times 25$ ; sporidiis oblique 1-septatis, dein 2-seriatis v. congestis, ellipsoideis, e purpureo brunneis,  $20-26 \times 12$ -minute rugulosis; paraphysibus tenuibus, hyalinis. 7307

*Hab.* in uliginosis silvaticis pr. Yonkers, New York, Amer. bor.

5. **Ascobolus Demangei** Pat., *Bull. Soc. Mycol. de Fr.* 1913 p. 222. — 7308  
Receptaculo sessili, cupuliformi dein plano demumque convexo, 2-8 mm. diam., orbiculari v. sinuoso, glaberrimo, flavo, dein intense viridi flavo marginato; aseis clavatis  $150 \times 8$ , operculatis, apice rotundatis v. truncatis octosporis; paraphysibus linearibus, guttulatis, apice parum incrassatis, mucro flavo-virescenti immersis; sporis ellipsoideis,  $20-22 \times 10-11$ , utrinque obtuse rotundatis, non fusoides, hyalinis, dein brunneo-violaceis demum obscure violaceis, interrupte sed distincte striatis, striis angustis confertis.

*Hab.* solitarius v. arete gregarius ad terram, La Pho Tonkin Asiae (DEMANGE). — *A. viridi* proximum sed differt receptaculis majoribus et forma magnitudineque sporarum.

6. **Ascobolus geophilus** Seaver, *Mycologia*, VIII, 1916, p. 96 t. 184 7309  
fig. 1-2. — Ascomatibus sparsis v. gregariis, initio subglobosis demum e discoideo scutellatis, 5 mm. diam., extus viridulo-flavis, e furfuraceo glabratis; disco plano v. subconcavo, concolore, ex aseis exsurgentibus ruguloso et saturatiore, demum nigricante; aseis clavatis deorsum sensim tennato-stipitatis,  $200-250 \times 15-18$ , octosporis, rarius tetrasporis; sporidiis monostichis dein distichis v. inordinatis, ellipsoideis, hyalinis dein violaceis, demum brunneis,  $22-25 \times 12-13$ , rugulosis, reticulatisque; paraphysibus tenuissimis, parve ramulosis,  $2 \mu$  cr. sursum paullulo incrassatis, contenta aureo-flavo.

*Hab.* ad terram ndam, New York usque ad Jowa et in Europa (teste Auct. l. c.).

7. **Ascobolus parasiticus** Van der Wolk, *Mycol. Centrbl.* IV (1914) p. 7310  
236, c. ic. — Ascomatibus discoideis, olivaceo-viridulis, 3 mm. circ. diam.; aseis cylindræis, paraphysibus filiformibus, apice saepe ramosis, septulatis, ascos superantibus; sporidiis late ellipsoideis, brunneis, verrucis crassis obscurioribus irregulariter exornatis,  $28 \times 20$  (ex ic.). — Teste Auctore adsunt status conidiens (*Rhizostilbella*

*rubra*) et sclerotialis (*Sclerotium omnivorum*) quae confer.

*Hab.* in fructibus *V o a n d z e i a e s u b t e r r a n e a e*, Buitenzorg, Java.

8. **Ascobolus Boudieri** Lorton, Bull. Soc. Mycol. Fr. 1914, p. 223, t. XII 7311  
fig. 11. — Sparsus, sessilis vel turbinatus, primum leniter concavus, demum applanatus 2-3 mm. latus, marginatus, luteus vel luteo-virens, extus fulvo-furfuraceus, tomentoque albo brevi matriei adfixus; hymenio luteo, demum brunneolo, nigro-punctato, margineque glabro; ascis cylindraceo-clavatis, octosporis, gelatinâ luteo-virente obvolutis, breviter attenuatis, 190-200  $\approx$  20; paraphysibus ad basim ramosis, septatis, 4-5  $\mu$  latis, ad apicem tenuiter incrassatis; sporis ellipsoideis, elongatis, monostichis vel subdistichis, saepissime quatuor tantum coloratis et quatuor hyalinis, violaceis, dein violaceo-brunneolis, longitudinaliter striatis, 18  $\approx$  9; hyalinis vero ordinarie minoribus, nec striatis et saepe deformiter rotundatis.

*Hab.* in caulis emortuis *A m a r a n t h i*, Clessy, Gallia.

9. **Ascobolus xylophilus** Seaver, Mycologia, III, 1911, p. 61. — Ascomatibus gregaris sessilibus 1-2 mm. diam., oculo nudo nigricantibus sub vitro rufo-brunneis hymenio leviter concavo v. subplano, ascis maximis cylindraceis v. clavatis operculatis octosporis, 165-235  $\approx$  30-35; sporis monostichis v. partim distichis late ellipsoideis utrinque acutulis purpurascensibus levibus demum verrucosis, 35-38  $\approx$  13-15. 7312

*Hab.* in lignis *C o n i f e r a r u m* aeri diu expositis, Geneva, Creek Canyon, Colorado. Amer. bor. — Ab *Asc. lignatili* et *denudato*, piniculis, distinctus.

10. **Ascobolus nitidus** Rodway, Pap. a. Proc. R. Soc. Tasmania f. Year 1920 (1921), p. 153. — Discoideus 0,3 mm. diam. e stipite angusto subaequilongo oriens, leniter ochraceo-virescens, ceraceus, extus levis; ascis prominentibus piriformibus octosporis; sporidiis irregulariter confertis, oblongis, nigro-fuligineis, levibus, uniseptatis, 10  $\approx$  6. 7313

*Hab.* in *P o r i a* putrescenti, Cascades Hobart, Tasmania.

**SACCOBOLUS** Boud. — Syll. VIII p. 524, X p. 31, XVI p. 761, XVIII p. 120.

1. **Saccobolus citrinus** Bond. et Torr., Bull. Soc. Mycol. Fr. 1911, p. 131 7314  
t. V f. I. — Minutissimus, mm. 0,2 ad 0,3 latus, luteus, glaber. Receptacula pulvinata, luteo-ochracea, sessilia; hymenio pulvinato. Paraphyses hyalinae, simplices aut divisae, septatae, ad apices

paululum incrassatae, gelino luteo ut thecae immersae. Thecae late clavatae, ad basim attenuatae, 130-150  $\mu$  longae, 30-35 latae. Sporae oblongo-fusiformes, aggregatae, 21-23  $\mu$  longae, 9-10 latae.

*Hab.* ad stercorem vaecinum, in Lusitania (TORREND).

## Fam. 13. Dermateaceae Fr.

### Sect. 1. Hyalosporae

URNULA Fr.— Syll. VIII p. 548, XI p. 422, XVI p. 762, XVIII p. 21.

1. **Urnula Torrendi** Boud., Bull. Soc. Mycol. Fr. 1911, p. 129, t. V f. I — 7315

Minor, 1-1  $\frac{1}{2}$  cm. alta, 1 cm. lata, tota nigra, breviter et crasse stipitata. Receptaculum extus vix tomentosum, rugulosum, margine breviter denticulato; hymenio atro, laeve. Pediculus inverse conicus, ad basim nigro-fibrillosus et mycelio coneolore enatus. Caro cupulae et pediculi etiam atra. Paraphyses dichotomicè ramosae, fuliginosae, septatae, ad apices incrassatae. Thecae maximae, operculatae, octosporae, cylindricae, sed ad basim longe attenuatae et more generis flexuosae, 450-470  $\mu$  longae, 16-18  $\mu$  latae. Sporae majores oblongae, albae, intus guttulis majoribus, aequalibus, non oleosis omnino repletae, 30-33  $\mu$  longae, 14-15  $\mu$  crassae.

*Hab.* ad ramulos et fructus putridos Eucalyptorum, Lisbonne, Lusitania.— var. *madeirensis* Torrend in Broteria, ser. Bot. IX (1913) p. 173, fig. 7.— A typo differt pediculo ad basim glabro vel vix pubescente, non fibrilloso, ascis paullo minoribus, 400-500  $\times$  10-12 et sporidiis etiam minoribus, 16-20  $\times$  8-10.

*Hab.* in ins. Madeira. — An species distincta? — Habitu *Pseudoplectaniae nigrellae* Pers. similis, sed sporidiis ovalibus non huius generis.

2. **Urnula lusitanica** Boud. et Torr., Bull. Soc. Mycol. Fr. 1911, p. 130, 7316

t. V f. II. — Minuta, gracilis, longe stipitata, 1 cm. ad 1 cm.  $\frac{1}{2}$  alta, 4-7 mm. lata, tota atra, extus subtomentosa ad basim mycelio atro enata. Receptacula longe stipitata, extus tomento nigro adpresso tecta, et saepius vermiculatim impressa; hymenio cupulare atro. Paraphyses elongatae, vix septatae, fuliginosae, ramosae, ad extremitates non incrassatae intus nebulosae. Thecae jodo non tinctae, octosporae, cylindricae sed ad basim longe attenuatae et flexuosae, 280-300  $\mu$  longae, 13-15  $\mu$  latae. Sporae hyalinae, ovoideae, laeves, intus multigranulosae vacuolâ centrali saepe distinctâ donatae, 20-25  $\mu$  longae, 10-13  $\mu$  latae.

*Hab.* ad ramulos dejectos putridos, Lisbonne, Lusitania.

3. **Urnula Philippinarum** Rehm, *Ascomyc. Philipp.* VI, Leaflets of Philipp. Bot. VI (1914) p. 2281. — *Ascomatibus* primo urceolatis, dein campanuliformibus, late expansis, ad basim contractis, non stipitatis, disco circulari, crasse integre marginato, 5 cm. usque lato, nigris, excipulo demum transverse corrugato, fuscidulo, tomento flocculoso ex hyphis simplicibus, rectis, septatis, fuscis, 400  $\mu$  usque longis, 5-7  $\mu$  latis dense obtecto; ascis cylindraceis, apice rotundatis, octosporis, 200-250  $\times$  20; paraphysibus filiformibus, septatis, 3  $\mu$ , ad apicem 8-10  $\mu$  crassis; sporidiis monostichis, ellipsoideis, utrinque subcautatis, continuis, plerumque guttulatis, interdum 1-2-magniguttatis, hyalinis, levibus, 25-30  $\times$  12-15.

*Hab.* ad ligna emortua, Los Baños, ins. Philipp (C. F. BAKER). — E subg. *Rhizopodella*.

**DERMATEA** Fr. — *Syll.* VIII p. 550, XI p. 422, XIV p. 794, XVI p. 762, XVIII p. 122, XXII p. 711.

1. **Dermatea carnea** C. et R. — *Sacc.*, *Syll.* VIII p. 555 — f. **seriata** Rehm, *Ascomyc. exsicc.* fasc. 47 n. 1901; *Ann. Mycol.* IX, 1911, p. 1. — A typo differt apotheciis breviter seriatis nec caespitosis.

*Hab.* in cortice *Aceris nigri*, London Ontario, Canada, Amer. bor. (J. DEARNESS).

2. **Dermatea Mori** Peck in N. Y. State Mus. Bull. 157 (1911) p. 46 et 109 (1912). — *Ascomatibus* orbicularibus, ellipsoideis vel leviter irregularibus, 1-2 mm. latis, late convexis vel discoideis, erumpentibus, epidermide rupta cinetis, nigris vel brunneo-nigris; ascis cylindraceis vel subelavatis, 60-90  $\times$  20-25; sporidiis oblongis v. subcylindraceis, subdistichis, continuis, hyalinis, 20-30  $\times$  8-10.

*Hab.* in ramulis emortuis *Mori albae tataricae*, Concordia, Kansas, Amer. bor. — Colore ascomatum gen. *Cenangii* proxima sed structura *Dermateae*.

3. **Dermatea palmicola** Patouill., *Bull. Soc. Mycol. de Fr.* 1912, p. 35, fig. 4. — Caespitosa cupuliformi, basi in stipitem brevissimum attenuata, coriaceo-membranosa, cupulis 3-5 mm. diam., flavis v. rubris, plicato-rugosis, minute furfuraceis, disco plano v. concavo obscure castaneo praeditis; ascis cylindricis, 45-50  $\times$  6, octosporis; paraphysibus linearibus; sporis hyalinis cylindraceis, utrinque obtusis, bi-guttulatis, 6  $\times$  2.

*Hab.* ad truncos Palmarum, Camayenne, Guinea gallica (DUPORT). — *Derm. heteromerae* Mtg. proxima sed minori et tenuiori.

4. **Dermatea mycophaga** Masee, Bull. Bot. Garden Kew 1908, p. 218. — 7321  
 Ascomatibus subsessilibus, carnosis, aggregatis, mox applanatis, disco ferrugineo extus glabrato, obscuro, 0,5 mm. diam.; sporidiis oblique monostichis, ellipsoideis, hyalinis, glabris, eguttulatis,  $5 \approx 3$ ; paraphysibus filiformibus sursum ramosis brunneis.

*Hab.* in stromate vetusto *Xylariae*, Straits Settlements (RIDLEY). — Dense gregaria, habitat peculiari notabilis.

5. **Dermatea nodulariformis** Rea, Trans. Brit. Mycol. Soc. V (1916) p. 256, tab. IV. — 7322  
 Ascomatibus solitariis vel parce rubeaesporosis, 8-10 mm. altis, 5-8 mm. latis, colore intense melleo vel succineo, turbinitatis vel obconicis, nidulariformibus, sessilibus, basi attenuatis, humidis ceraceo-gelatinosis, demum cartilagineis, extus leviter furfuraceis; ascis cylindraceutis, basi sensim attenuatis, 260-300  $\approx$  12-15, octosporis, jodo operculo immarginato coerulescentis; sporidiis monostichis, ellipsoideis, hyalinis, 14-17  $\approx$  9-10, din levibus demum verrucosis; paraphysibus ascos excedentibus, 270-315  $\approx$  3-4, septatis, apice leniter incrassatis et granuloso-farctis.

*Hab.* ad ligna et ramos decorticatos, Monsaldale, Derbyshire, Britannia.

**CENANGIUM** Fr.— Syll. VIII p. 556, X p. 36, XI p. 423, XIV p. 795, XVI p. 763, XVIII p. 125, XXII p. 713.

1. **Cenangium peckianum** Rehm, Ann. Mycol. XIII, 1915, p. 3. — Ell. 7323  
 et Ev., N. am. f. 3042 (sub *Tympanis Nemopanthis* Peck). — Apothecia in stromate subcorticali ellipsoideo, 2-3 mm. lato, crasso, extus nigro, per corticem transverse fissum prorumpente 10-20 arcte congregata, sessilia, primitus globosa, dein patellaria, disco orbiculari, tenuiter marginato, atra, 0,2 mm. diam., glabra, excipulo pseudoparenchymatice ex cellulis  $5 \mu$  latis contexto, fusco; asci clavati, apice rotundati, 70-75  $\approx$  10-12, 8-spori. Porus J dilute +. Sporae ellipsoideae, rectae, 1-cellulares, hyalinae, 10  $\approx$  3, distichae; paraphyses filiformes, apice 3-5  $\mu$  latae, subfuscae, epithecium formantes. Hypothecium hyalinum.

*Hab.* ad ramulos emortuos *Nemopanthis canadensis*, Munith Mich., America bor. (HICKS).

2. **Cenangium Strasseri** Rehm, Ann. Mycol. XIII, 1915, p. 1. — 7324  
 Apothecia gregaria, cortici primitus globoso-clauso innata, eum protuberantia, dein laciniatum prorumpentia, excipulo proprio, extus albidie farinaceo, demum in laciniis 4-6 disrupto, discum planum, orbicularem, violaceo-nigrum, 1-2 mm. latum denudantia, crasse

fusca; asci clavati, apice rotundati,  $150 \times 15-18$ , 8-spori, J-; sporae oblongo-ellipsoideae, utrinque obtusae, rectae, 1-cellulares, 2-guttulatae, hyalinae  $18-20 \times 8-9$ , 1-2 stichae; paraphyses filiformes, septatae,  $1,5 \mu$  -versus apicem  $-8 \mu$  latae ibique violaceo-fuscae epithecium crassum formantes; hypothecium dilute fuscidulum.

*Hab.* ad corticem *P y r i M a l i*, Sonntagberg, Austriae inf. (STRASSER).

3. **Cenangium? clandestinum** Rehm. — Sacc., Syll. VIII p. 557 — var. 7325  
**major** Rehm, Ann. Mycol. X, 1912, p. 389. — A typo differt ascomatibus multo majoribus (0,5-1 cm. lat.), inordinatis, ascis cylindraceis ( $90 \approx 9$ ) etc.

*Hab.* ad ramulos *A c e r i s ? c a m p e s t r i s*, prope Mährisch-Weiskirchen, Moravia (PETRAK).

4. **Cenangium Berberidis** Rehm, Ann. Mycol. X, 1912, p. 389. — Asco- 7326  
 matibus dispersis, primitus immatis, dein in ligno dealbato sessilibus, crebre initio globoso-clausis, mox urceolatis, dein disco orbiculari explanato, 0,5-2 mm. diam., fuscis, extus glabris, parenchymatice fuscae contextis, versus marginem cellularum seriebus dirreptis, inde in sicco subfimbriatulis, siccis vario modo complicatis et versus basim coeretatis, ceraceis; ascis clavatis, apice rotundatis,  $60-65 \times 7-8$ , octosporis, J +; sporis oblongis, rectis v. subcurvatis, 1-cellularibus, utroque apice 1-guttatis, hyalinis,  $10 \approx 3$ , distichis; paraphysibus filiformibus, hyalinis,  $-3 \mu$  cr., ad apicem interdum dilute fusciscentibus.

*Hab.* ad ramulum *B e r b e r i d i s*, Birgsau alpium Algoviae (ADE). — *C. ligni* et *C. caespitosi* proximum sed differt praecipue ascomatibus solitariis nec caespitosis.

5. **Cenangium Hippophaës** Rehm, Ber. Bayer. Bot. Ges. XIII (1912) 7327  
 p. 184. — Ascomatibus caespitosis, cortice interiore atrato initio nidulantibus et clausis, dein corticem laciniatim dirumpentibus erumpentibusque, urceolatis, disco plerumque curvulo, rotundato, pallido, brunneo-marginato, extus flavis demum brunneis, 1-1,5 mm. latis; contextu parenchymatico, ad marginem cellulis rectis, septatis.  $30-40 \times 4$  ornato, siccis incurvis et brunneis; ascis clavatis, sursum rotundatis,  $55-60 \times 7-8$ , octosporis; sporidiis distichis, rectis, continuis, minute biguttulatis, hyalinis,  $10 \approx 3$ ; paraphysibus filiformibus, obtusis,  $3 \mu$  cr., hyalinis.

*Hab.* in ramulis *H i p p o p h a e s r h a m n o i d i s*, prope Warnemünde, Mecklenburg, Germaniae.

6. **Cenangium Umbellatarum** (Ges.) Sacc. — Syll. VIII p. 564 — f. *Cynan-* 7328

**chi** Rehm in Ber. Bayer. Bot. Ges. XIII (1912) p. 175, sub *Pyrenopeziza*. — Ascomatibus sessilibus, extus brunneis; sporidiis oblongis, rectis, plerumque grosse 2-guttulatis in ascis clavatis,  $45 \approx 8$ , distichis; paraphysibus filiformibus  $1,5 \mu$ , sursum ad  $3 \mu$  crassis et pallide flavo-brunneis.

*Hab.* in caulibus siccis *Cynanchi Vincetoxici*, prope Laudeck in Tirolia.

7. **Cenangium Empetri** A. L. Smith, Trans. Brit. Myc. Soc. IV, pt. I, 7329 1912, p. 76 (1913). — Ascomatibus sparsis, minutis, initio sub epidermide nidulantibus, dein erumpentibus, subturbinate vel doliformibus, margine connivente inde erecto, lacero, extus verticaliter striato-incrispatis, granulatis, atris, coriaceis,  $300 \mu$  latis et altis, hymenio nigrescente; ascis cylindraceo-clavatis crasse tunicatis, paraphysibus filiformibus interdum furcatis intermixtis, octosporis,  $100 \approx 15$ ; sporidiis ellipsoideis, griseo-fuliginis,  $15-17 \approx 7-9$ .

*Hab.* in foliis dejectis *Empetri nigri*, in Britannia.

8. **Cenangium alnicola** Rehm, Ber. Bayer. Bot. Ges. XIII (1912) p. 187. — 7330 Ascomatibus 5-20 in caespitulos dense confertis, cortice erumpentibus, initio globoso-clausis dein apertis, disco infundibuliformi sed mox scutelliformi, demum pluries contorto, flavido, margine leniter dentato, basim versus attenuatis, extus brunneo-flavis,  $0,5-2 \text{ mm.}$  latis; excipulo grosse celluloso-parenchymatico, brunneo, basi hyphis simplicibus, longis,  $3-4 \mu$  crassis brunneolis cincto, sicco incurvato margine albo-granuloso, disco atrato, extus scabro; ascis clavatis, apice rotundatis, octosporis,  $40-45 \approx 5-6$ , paraphysibus filiformibus, hyalinis,  $1,5 \mu$  crassis; sporidiis distichis, oblongo-clavatis, obtusis, rectis, continuis, 2-guttulatis, hyalinis,  $5-6 \approx 2-2,5$ .

*Hab.* in ramis siccis corticatis *Alni*, prope Grosshessellohe (München) in Bavaria. — Habitu *C. rosulato* proximo sed sporidiis omnino alienis.

9. **Cenangium glaberrimum** Rehm, Ber. Bayer. Bot. Ges. XIII (1912) 7331 p. 187. — Ascomatibus solitariis vel parve caespitosis, initio clausis immersis dein per corticem erumpentibus, urceolato-apertis, disco applanato, brunneo, varie contorto, extus luteolis vel cinnamomeis, omnino glabris, immarginatis,  $0,5-2,5 \text{ cm.}$  latis, subcoriaceis; ascis clavatis, sursum rotundatis,  $45-50 \approx 5-6$ , octosporis, paraphysibus filiformibus hyalinis obvallatis; sporidiis distichis, cylindraceis, plerumque leniter curvatis, rotundatis, continuis, hyalinis,  $6-7 \approx 1,5$ .

*Hab.* in trunco emortuo *Carpini Betuli*, Mirabellgarten in Salzburg (MAGNUS). — A *C. Carpini* differt ascomatibus majo-

ribus et sporidiis contra minoribus.

10. **Cenangium acuum** C. et Peck. — Sacc., Syll. VIII p. 562 — f. **Strobi** 7332  
Rehm, Ascomyc. Exsicc. fasc. 52 n. 8226, Ann. Myc. XI, 1913, p. 171.

*Hab.* in ramis **Pini Strobi**, prope Lake Huron Ont. Canada, Amer. bor. (J. DEARNESS).

11. **Cenangium blumeanum** Rehm, Ascom. Philippin. VII, in Leaflet of 7333  
Philipp. Bot. VIII, 1916, p. 2927. — Apothecia dispersa, sessilia,

primitus globoso-clausa, dein patellaria, disco tenuiter marginato plano, flavide-rubescente, 1,5-2 mm. lato, versus basim subconstricta, non stipitata, excipulo glabro, parenchymatice fusce contexta, versus marginem pseudoprosenchymatico. Sicca complicata, involute crasse marginata, disco albido-pruinoso. Ascis clavatis, dein cylindraceis, apice rotundatis, 40-45  $\times$  5-6, 8-sporis, J. Sporis ellipsoideis, 1-cellularibus, biguttatis, demum 2-1-septatis, hyalinis, 4-5  $\times$  2, 1-2-stichis. Paraphyses filiformes, dilute rubescentes, epithecium non formantes, 1,5  $\mu$  cr.

*Hab.* ad **Bambusam blumeanam**, Los Baños, Ins. Philipp. (M. B. RAIMUNDO). — *Cenang. helvolum* (Jungh.) Sacc. apotheciis stipitatis plane diversum.

12. **Cenangium paraense** P. Henn., Hedw. vol. 48 (1908) p. 110. — A- 7334  
scomatibus caespitose erumpentibus, stipitatis, cupulatis, coriaceis,

extus isabellinis, pruinosis, marginatis, 1-2 mm. diam., ad basim stipitiformiter productis, turbinatis, disco badio levi; ascis clavatis, apice subrotundatis, basi attenuato-stipitatis, octosporis, ea. 50  $\times$  3-4, paraphysibus filiformibus 1,5  $\mu$  cr. obvallatis; sporidiis oblique monostichis vel subdistichis, oblongis, subcylindraceis, curvulis vel rectis, obtusis, continuis, hyalinis, 4-5  $\times$  1,5-2.

*Hab.* in trunco emortuo, hort. bot. Goeldi, Parà, Brasilia (BAKER). — *C. pulverulaceo* affine.

13. **Cenangium Abchaziae** Rehm, Ann. Mycol. XI, 1913, p. 398. — Apo- 7335  
thecia, cortice dejecto arcte gregaria in ligno superficialiter deni-

grato sessilia, cyathoidea, c. 1 mm. alt., primitus clausa, mox urceolata, dein disco irregulariter tenuiter marginato -1 cm. explanata, extus glabra subfusea, disco obscuriore, sicca vario modo complicata, extus rugulosa, excipulo parenchymatice fuscidule contexto, coriaceo. Ascis clavatis, apice rotundatis, -40  $\times$  5-6, 8-spori. Sporae ovoideae, 1-cellulares, 2-guttatae, hyalinae, 6-7  $\times$  2,5, distichae. Paraphyses filiformes, 2  $\mu$  cr., hyalinae.

*Hab.* ad lignum putrescentem, **Abchazia Fauceis Petskii**, Caucasiae (WORONOW). — *Cen. botryoso* P. Henn. proximum.

**TYMPANIS** Tod. em. — Syll. VIII p. 578, X p. 36, XI p. 424, XIV p. 798, XVI p. 764, XVIII p. 127, XXII p. 714.

1. **Tympanis Myricariae** v. Höhnelt et Rehm, Ber. Bayer. Bot. Ges. XIII 7336 (1912) p. 204. — Ascomatibus sparsis, plerumque singulis, primitus immersis, globosis, clausis, dein per corticem laciniatum erumpentibus, discum sentellatum planum vix marginatum ostendentibus, atris, siccis extus albo-pulveraceis, 0.5-0.8 mm. diam.; excipulo crasso parenchymatico; ascis cylindraceis, sursum rotundatis, 120-150  $\approx$  10-12, myriosporis; sporidiis minutissimis, oblongis, rotundatis, leniter curvulis, 1  $\mu$  longis; paraphysibus filiformibus, septatis, 2  $\mu$  crassis, apice brunneis.

*Hab.* in ramulis *Myricariae germanicae*, in Tirolia. — In ascis nonnullis sporidia perpauca 5  $\mu$  crassa reperta sunt.

2. **Tympanis Pinastri** Tul., Rehm; *Tympanis laricina* (Fuck.) Sacc., Syll. 7337 VIII p. 583. — Saccardo, Notae Mycol. XX in Nuovo Giorn. bot. 23., 1916, p. 190.

*Hab.* in cortice emortuo *Abietis balsameae*, Mt. Morey N. Y. et Hardscabble pond, Adirondaek mts., N. York — Karstenio (Myc. Fenn. I p. 228) haerens, *T. Pinastri* Tul. ad *Cenangellam Pinastri* duxi (Syll. VIII, p. 588) quod erroneum. Dicatur *Cenangella Pinastri* (Karst., non Tul.) Sacc. et *Tympanis pinastri* Tul.

## Sect. 2. Phaeosporae

**PHAEANGIUM** Sacc. — Syll. VIII p. 592, X p. 37, XI p. 424, XIV p. 798, XVIII p. 128, XXII p. 715.

1. **Phaeangium peckianum** Sacc., Notae Myc. XX in Nuovo Giorn. bot. 7338 it. 23., 1916, p. 190. — Ascomatibus in caespitulos longitudinaliter oblongos, rimose erumpentes, 2 mm. longos congestis, coriaceis, obconicis, denique apertis, patellatis, totis nigris, nitidulis, nunquam furfuraceis, 0.5-1 mm. diam., 8-12 in quoque caespitulo; ascis terti-clavatis, deorsum breviter sensim tennato stipitatis, 95-100  $\approx$  16-17, paraphysibus copiosis filiformibus apice non v. vix incrassatis, totis hyalinis obvallatis, octosporis; sporidiis distichis v. oblique monostichis, elliptico-oblongis utrinque leviter obtuseque tenuatis, 12-17  $\approx$  6-7, diu hyalinis, dein dilute brunneis, plasmate interdum bipartito.

*Hab.* in cortice subemortuo *Aceris rubri*, Sandlake, N. York. — A *Phaeangio phaeosporo* (Cooke) Sacc. et Syd., Syll. XVI p. 765, *Cen.* (*Phaeangio*) *phaeosporo* Cooke, Sacc., Syll. VIII p. 570,

praeceteris mox dignoscitur ascomate toto nigro, non furfuraceo, paraphysibus hyalinis etc.

**HYMENOBOLUS** Mont. — Syll. VIII p. 587, XXII p. 716.

1. **Hymenobolus Agaves** Dur. et Mont., Syll. VIII p. 587.— Saccardo 7339  
Notae Mycol. XXII (Atti Ac. Padova 1917) p. 162.

*Hab.* (Adde) in foliis emortuis v. morientibus *Agaves americanae*, Monteleone Calabro (Catanzaro), Italia merid. (Doct. D. SACCARDO).— Pulcherrima species algeriensis, in Italia nondum cognita.

### Sect. 3. **Didymosporae**

**CENANGELLA** Sacc. — Syll. VIII p. 587, X p. 37, XI p. 424, XIV p. 798, XVIII p. 127, XXII p. 716.

1. **Cenangella Gliricidiae** Rehm, Ascomyc. Philipp. VI, Leaflets of Philipp. Botany, VI (1914) p. 2279. — Ascomatibus gregariis, cortice innatis, prorumpentibus, cyathoideis, in stipitem crassum elongatis, primitus clausis dein ore rotundo tenuiter marginato apertis, dissepium hyalinum vix denudantibus, 1 mm. latis et altis, atris, scabrinsculis, contextu parenchymatico fusco, crasso, siccis valde umbilicatis, verrucosulis; ascis clavatis, apice rotundatis, octosporis, 75-80  $\times$  15, J-, paraphysibus filiformibus obvallatis; sporidiis distichis, oblongis, utrinque rotundatis, rectis, medio septatis, non constrictis, hyalinis, 18-20  $\times$  6-7.

*Hab.* in *Gliricidia sepium* emortua, Los Baños, ins. Philipp. (C. F. BAKER).— Aspectu *Gibberae* et primo obtutu difficiliter a *Pyrenomycetibus* distinguenda. An novi generis typus?

2. **Cenangella pyrenocarpoidea** Rehm, Ann. Mycol. X, 1912, p. 395.— 7341  
Ascomatibus in epiphyllis gregariis, juvenilibus erumpentibus, dein sessilibus, urceolatis, disco crasse marginato, hyalino, extus nigro-fuscis, glabris, exicipulo crasso, parenchymatice contexto, 0,15-0,2 mm. alt. et lat., siccis contractis, margine exasperatis, nigris, pyrenocarpoideis; ascis oblongo-clavatis, apice rotundatis, crasse tunnicatis, 60-65  $\times$  12-14 (4-), 8-sporis; J-; sporis fuscoideis, subaeutatis, medio septatis, haud constrictis, flavidulo-hyalinis, 20-22  $\times$  5, distichis; paraphysibus sparsis, septatis, hyalinis, 1,5  $\mu$ .

*Hab.* in folio ? *Lauri*, Africa.— *Phaeang. sociae* P. Henn. affinis. An potius *Phaeangellae* sp.?

3. **Cenangella fusco-pallidula** Rehm, Ber. Bayer. Bot. Gesellsch. XIII 7342

(1912) p. 191. — Ascomatibus plerumque solitariis in cortice inferiore atrato primum nidulantibus dein eum laciniatum dirumpentibus erumpentibusque, initio globoso-clausis dein disco applanato expanso albo apertis, demum margine undulatis, 0,5-2 mm. latis, extus brunneolis, glabris; excipulo parenchymatico griseo; ascis clavatis, sursum rotundatis, ad 100  $\approx$  10-12, octosporis; sporidiis distichis, fusoides, rectis vel leniter curvatis, 2-4 locularibus, ad septa non constrictis, hyalinis, 15-18  $\approx$  4; paraphysibus filiformibus, septatis, 2  $\mu$ , sursum ad 5  $\mu$  crassis et luteolis.

*Hab.* in ramis *Salicis fragilis*, prope Weismain in Franconia super.

4. **Cenangella tasmanica** Rodway, Pap. a. Proc. R. Soc. Tasmania f. 7343  
Year 1920 (1921) p. 156. — Erumpens cartilaginea sessilis, convexo-concava, levi nigra; ascis cylindraceutis octosporis, sporidiis monostichis ellipsoideis subaeratis uniseptatis, levibus, crasse tunicatis maturis leniter purpureis 10-12  $\approx$  5; paraphysibus filiformibus supra plerumque ramosis.

*Hab.* in ligno emortuo, Tasmania.

**PHAEANGELLA** Sacc. — Syll. VIII p. 599, X p. 37, XI p. 424, XIV p. 798, XVIII p. 128.

1. **Phaeangella Heveae** Masee, Bull. Bot. Gard. Kew, 1912, p. 190. — 7344  
Ascomatibus erumpenti-superficialibus, basi crassa substipitata, caespitosis vel seriatim dispositis, ex urceolato patellatis, coriaceis, sordide ochraceis, 1 mm. diam.; ascis elongato-clavatis, octosporis, 65  $\approx$  9-10, paraphysatis; sporis distichis, oblongo-ellipticis, utrinque rotundatis, uniseptatis, ad septa non constrictis, hyalinis, 11-12  $\approx$  6 (an demum coloratis?).

*Hab.* in cortice *Heveae*, South Nigeria (JOHNSON). — An *Cenangellae* sp.?

2. **Phaeangella Empetri** (Phill.) Boud. — Cfr. Crossl., Proc. Prov. Sc. Soc. 7345  
Halifax, 1913, p. 251. — Ita vocandum est *Pseudocenangium Smithianum* Boud. — Syll. XXII, p. 753. — Sporidia 17-20  $\approx$  9-12, initio continua pluriguttulata hyalina, dein flavo-viridula, demum atrolivacea, 1-septata. Est *Cenangium Empetri* Phill., The Scott. Nat., Apr. 1891 p. 89.

## Sect. 4. Phragmosporae

**SCLERODERRIS** Fr. — Syll. VIII p. 594, X p. 37, XI p. 425, XIV p. 799, XVI p. 765, XVIII p. 129, XXII p. 717.

1. **Scleroderris pinastri** v. Höhnelt, Ber. deutsch. bot. Ges. XXXV, 1917, 7346 p. 248 (nomen nudum). — Est status ascophorus *Gelatinosporii pinastri* (Moug.) v. Höhn. (cnfr. Fragmente z. Mykol. n. 1014, in Sitzb. k. Ak. d. Wiss. Wien 1917 (= ? *Gel. abietinum* Peck).

2. **Scleroderris Vacciniorum** Rehm, Ber. Bayer. Bot. Ges. XIII (1912) p. 7347 192. — Ascomatibus gregariis, initio immersis et clausis, dein per corticem laciniatum singulis vel binis erumpentibus, discum rotundatum, luteum, primitus crasse dein tenuiter marginatum ostendentibus, 1-3 mm. latis, excipulo parenchymatico, crassiusculo, brunneo, glabro, siccis longitudinaliter vel triangulariter involutis extusque scabris; ascis clavatis, sursum obtuse rotundatis, sessilibus, 65-70  $\times$  10-12, octosporis; sporidiis polystichis, acicularibus, sursum obtusis, deorsum acutiusculis, rectis, 5-septatis, non constrictis, hyalinis, 30  $\times$  2,5; paraphysibus filiformibus, septatis, 2  $\mu$ , apice ad 4  $\mu$  crassis, hyalinis; hypothecio hyalino.

*Hab.* in ramulis siccis *Vaccinii uliginosi*, prope Gersfeld Rhön, Germania (H. SYDOW).

## Sect. 5. Scolecosporae

**GODRONIA** Mont. — Syll. VIII p. 601, X p. 37, XI p. 425, XVIII p. 130.

1. **Godronia urceolus** (Alb. et Schw.) Karst. — Syll. VIII p. 601. — var. 7348 **conferta** D. S. Hone, Minnesota Bot. St. P. I, v. IV, 1909, p. 111. — A typo recedit ascomatibus dense 1-20 caespitosis, demum stipitatis, sporis parum brevioribus, 40-55  $\times$  0,5-1,5.

*Hab.* ad cortices ramulorum *Pruni pumilae*, Cook Minnesota, Amer. bor. (FREEMAN et BALLARD).

2. **Godronia Betheli** Seaver, Mycologia, III, 1911 p. 64. — Ascomatibus 7349 erumpentibus discretis v. aggregatis interdum numerosissimis et crustas plura centimetra extensas formantibus et ramos omnino obtegentibus, singulis globosis vertice apertis et margine irregulari cinctis 1 mm. circ. latis et altis, extus brunneolis et furfuraceis, hymenio maturitate exposito albido v. glauco; ascis clavatis octosporis, 130  $\times$  7-8; sporidiis in asco fasciculatis subfiliformibus utriu-

que acute tenuatis, 65-85  $\approx$  3-4, demum 7-septatis et ad septa leniter constrictis hyalinis; paraphysibus copiosis filiformibus.

*Hab.* ad ramos *Salicis* sp., Tolland Colorado, Amer. bor.

**DURANDIA** Rehm, *Ascomyc. exsicc.* fasc. 52, n. 2027, et *Ann. Mycol.* 7351 XI, 1913, p. 166 (non Boek. 1896). — Secundum v. Höhn., *Ber. deutsch. bot. Ges.* 36., 1918, p. 310, a *Godronia* vix diversum.

## Fam. 14. Bulgariaceæ Fr.

### Sect. 1. Hyalosporæ

**LEOTIA** Hill. — *Syll.* VIII p. 609, XVIII p. 131, XXII p. 719.

1. **Leotia japonica** Yasuda in Lloyd, *Lett.* n. 65 (1917). — A *Leotia* 7351 *atro-virenti* differt statura elatiore, 5-7 cm. alt.; ascomate udo laete flavo, vix viridulo-tincto, sicco olivascente, 1-1,5 cm. cr.; stipite laete flavo, cylindrico compresso, 4,5-6,5 cm. longo, 3-4 mm. cr.; ascis 130-150  $\approx$  7-8; sporis fusoidis 18-22  $\approx$  5-7, oblique seriatis; paraphysibus ramosis, sursum incrassatis.

*Hab.* ad terram, in Japonia (JASUDA).

**SARCOSOMA** Casp. — *Syll.* X p. 42, XI p. 427, XIV p. 804, XVI p. 771, XVIII p. 132, XXII p. 719.

1. **Sarcosoma novo-guineense** Ramsbott. in Gibbs, *Contr. Phytogeogr.* 7352 *Arfak Mount.* p. 186 (1917). — Ascomatibus gelatinosis, brunneis, disco pallidiore, turbinatis, 8 cm. altis, 5 cm. latis, extus strigosohirsutis; setis simplicibus, septatis, castaneis, 450-1200  $\approx$  10-17; ascis cylindraco-clavatis, obtusis, 400  $\approx$  17-18, p. sporif. 250  $\mu$  longa, octosporis; paraphysibus subclavatis, fuscidalis, 4-6  $\mu$  cr.; sporidiis monostichis ellipsoideis 1-2-guttulatis, 25-40  $\approx$  11-15, hyalino-fuscidulis.

*Hab.* ad terram, Mönokocari in Nova Guinea. — Pulchra species, *Sarcosomati celebico* affinis.

2. **Sarcosoma Le-Rati** Pat., *Bull. Soc. Mycol. Fr.* 1915 p. 34. — Ascomatibus gelatinosis, sessilibus, hemisphaericis, supra truncatis, 2-3 cm. altis, 4-5 cm. latis, brunneo-castaneis, corrugatis, villosis, pilis simplicibus, septatis, 100  $\approx$  6-8, sparsis vel dense proximatis, castaneis, obtusis tectis; disco levi plano, concolori margine tumido; contextu tremelloso, brunneo; ascis cylindracois, 100  $\approx$  15, operculatis, 8-sporis; sporidiis monostichis, ellipsoideo-elongatis, fuscidu-

lis, rugulosis, rectis, 33-40  $\times$  10-12; paraphysibus filiformibus, fuscidulis, 3-5  $\mu$  cr., septatis, obtusis.

*Hab.* ad truncos Mont Mou, Nova Caledonia (LE RAT). — Affine *S. javanico* et *S. celebico*.

3. *Sarcosoma turbinatum* Wakef., Gard. Kew, Bull. 1917, p. 109. — 7354

Ascomatibus sessilibus v. substipitatis, turbinatis, 2-2,5 cm. diam., 2,5-3 cm. altis, extus fuliginosis, pilis brunneis septatis apice obtusis 4-10  $\mu$  crassis vestitis, intus subhyalino-gelatinosis; ascis cylindricis, 330  $\times$  10-15, parte sporifera circ. 160  $\mu$  longa; paraphysibus hyalinis, filiformibus, apice vix incrassatis, ascos superantibus; sporidiis hyalinis ellipsoideis v. fusoides, primo utrinque obtuse apiculatis, episporio maturitate minute granuloso, 28-30  $\times$  12-15.

*Hab.* ad ligna, in prov. occid. Nigeriae merid., Africae.

**OMBROPHILA** Fr. — Syll. VIII p. 613, X p. 38, XI p. 425, XIV p. 801, XVI p. 766, XVIII p. 133, XXII p. 721.

1. *Ombrophila morthieriana* Rehm — Syll. VIII p. 618 — var. **mega-** 7355

**lospora** Bresadola, Ann. Mycol. 18., 1920, p. 55. — A typo differt notis sporologicis majoribus, sc. ascis 140-150  $\times$  12, jodo leviter et transitorie caerulescentibus; sporidiis 24-28  $\times$  7, sub jodo 1-septatis. — Cetera concordant.

*Hab.* ad acus Laricis, Ritten prope Banzanum in Tirolia australi (DIETRICH).

2. *Ombrophila fulvescens* Bresadola, Ann. Mycol. 18., 1920, p. 54. — 7356

Ascomatibus gelatinosis, sessilibus, sparsis, glabris, pulvinatis, dein patelliformibus, e pallido fulvellis, exsiccando disco fuscidulo, 1 mm. circiter latis,  $\frac{1}{2}$  mm. crassis, contextu pro senchymatico; ascis clavatis, 65-75  $\times$  7-8, jodo haud tinctis; paraphysibus 2  $\mu$  crassis, apice clavato 3  $\mu$ ; sporidiis hyalinis, cylindræis, 8-9  $\times$  4.

*Hab.* ad truncos *Abietis excelsae*, Monzoni in regione tridentina.

3. *Ombrophila thujina* Peck in N. York State Mus. Bull. 150 [1910] p. 60 7357

(1911). — Ascomatibus minutis 500-750  $\mu$  latis, sparsis vel subcaespitosis, sessilibus vel sessilibus, disco plano vel convexo submarginato, pallide aurantiaco; ascis oblongis vel subclavatis, 90-100  $\times$  15-20, paraphysibus filiformibus apicibus liberis intermixtis; sporidiis inasco confertis vel subdistichis, oblongis vel subfusiformibus, utrinque rotundatis, hyalinis, 18-22  $\times$  6-8.

*Hab.* in ramulis *Thujae occidentalis* prope London, Ontario, Amer. bor. (DEARNESS). — Affinis *O. enterochromae* (Peck)

Sacc. sed notis variis distincta.

4. *Ombrophila limosa* Rehm, Ann. Mycol. XI, 1913, p. 154. — Ascomatibus in foliis late denigratis dispersis sessilibus, primitus globulosis, dein, disco orbiculari tenuissime marginato explato, brevissime crasse stipitatis, cinereo-fuscis, siccis atris, globosis, 0,2-0,25 mm. lat. et alt., excipulo parenchymatice ex hyphis cinereis et ad marginem arete conglutinatis contexto, gelatinoso; ascis oblongis, sessilibus, octosporis,  $60 \approx 12$ , J +; sporis oblongis, unicellularibus, utrinque uniguttatis, hyalinis, rectis,  $12 \approx 5-6$ , distichis; paraphysibus filiformibus, septatis, hyalinis, 3-4  $\mu$  lat. 7358

*Hab.* ad folia putrida *Caricis limosae*, London Ont., Canada, Amer. bor. (J. DEARNESS).

5. *Ombrophila megalospora* Rea, Trans. Brit. Mycol. Soc. V (1916) p. 256 tab. IV. — Ascomatibus 1-2.5 mm., rarissime ad 4 mm. latis, e candidis incarnatis, demum nigrescentibus, eupuliformibus, e convexo explanatis, humidis subgelatinosis demum cartilagineis; stipite 1 mm. alto, 3-5 mm. crasso; ascis clavato-subfusoides, 120-135  $\approx$  12-13, basi attenuatis, octosporis, foramine marginato, jodo haud tinctis; sporidiis hyalinis, navicularibus, saepe curvulis, utrinque attenuatis, 27-30  $\approx$  6, mono vel distichis, intus minute granulosis; paraphysibus ascos excedentibus, adglutinatis, sursum leniter incrassatis, 130-145  $\approx$  2-3, septatis, apice intus granulosis. 7359

*Hab.* ad folia emortua *Caricis inflatae*, prope Inver., Dunkeld, Perthshire, Britannia (C. MC. INTOSH).

6. *Ombrophila Bataillei* Boud. in Bull. Soc. Myc. Fr. XXXIII (1917) p. 17, tab. V fig. IV. — Pro genere major, 5-13 mm. lata, breviter stipitata, pallide fulva, subtus alba; ascomatibus convexis, undulatis, sublobatis, pediculo crasso breviter suffultis, subtus minutissime et parce atro-squamulosis; ascis cylindraceo-clavatis, octosporis, foramine marginato, 90-100  $\approx$  18-19; paraphysibus cylindricis, albis, intus superne granulosis, 3  $\mu$  crassis; sporidiis ellipsoideo-fusoides, hyalinis, intus saepe granulis duobus oleosis minutis aut pluribus donatis dein evanescentibus et ad germinationem uniseptatis, 14-18  $\approx$  4,5-5. 7360

*Hab.* ad terram sed in quisquiliis reperta Besançon et Savigné, Gallia. — Affinis *O. clavus* var. *grandis*.

7. *Ombrophila speluncarum* Lagardo, Biospeleol. XXXII, 1913, p. 286 t. XIII f. 7-9. — Ascomatibus stipitatis, v. subsessilibus, convexis, crassiusculis levibus, 2-6 mm. diam., rarissime usque ad 12 mm., pallide brunneis, substantia molli elastica; stipite (ubi adest) usque 7361

ad 7 mm. alto, sursum dilatato, pallidiore; disco convexo, interdum ruguloso-rimoso; ascis clavatis, 60-75  $\approx$  5-7, deorsum sensim tenuatis, octosporis, apice jodi ope caerulescenti; paraphysibus septatis, sursum leviter clavatis; sporidiis submonostichis ovoideis, 5-7  $\approx$  3-3,5, levibus, intus granulosis, hyalinis.

*Hab.* in fragmentis ligneis putrescentibus in speluncis, La Preste, Prats-de-Mollo, Galliae merid.

8. **Ombrophila sanguinea** Rehm, Ascomyc. Philipp. I, in Philipp. Journ. of Sci. VIII (1913) p. 192. — Ascematibus sparsis, sessilibus, primitus cyathoideis dein patellariformiter usque ad 1 cm lat. explanatis, stipite brevi, crasso, cylindraceo, albidulo, 500  $\mu$  longo 300  $\mu$  lat. fultis, glabris, rubro-sanguineis, disco orbiculari, crasse marginato, plano, sicco subcomplicato, excipulo crasso, sanguineo, pro-senchymatice contexto, gelatinoso; ascis clavatis, apice rotundatis, usque ad 130  $\approx$  10, paraphysibus filiformibus 1,5  $\mu$  cr., ad apicem complicatis, guttulis aureis repletis; sporidiis distichis, fusiformibus, utrinque acutatis, interdum subcurvatis, continuis, hyalinis, 20-24  $\approx$  3.

*Hab.* in ligno sicco humistrato, Luzon, Prov. Laguna, Mt. Maquiling, ins. Philipp. (C. F. BAKER). — Affinis *O. rubescenti-roseae* Rehm, a qua differt sporidiis et paraphysibus alienis.

9. **Ombrophila helotioides** Rehm, Ascomyc. Philipp. II, in Philipp. Journ. of Sci. VIII (1913) p. 262. — Ascematibus sessilibus, cyathoideo-stipitatis, disco demum orbiculariter explanato, tenuissime marginato, usque ad 5 mm. diam., stipite cylindraceo, 1-1,5 mm. longo, 0,3 mm. lato, aurantiaco-rubris, stipite sicco albescente, carnosogelatinosis, parenchymatice contextis; ascis cylindraceis, apice rotundatis, usque ad 180  $\approx$  9, octosporis, J-, paraphysibus filiformibus, 1  $\mu$ , ad apicem dilute flavidulam 1,5  $\mu$  cr.; sporidiis distichis, fusiformibus, rectis vel subcurvatis, utrinque acutatis, continuis, hyalinis, 20-24  $\approx$  3.

*Hab.* ad ramum emortuum, Luzon, Prov. Laguna, ins. Philipp. (C. F. BAKER). — Sporidiis majusculis a speciebus affinis (*O. roseola* Bres., *O. aurantiaca* Mass., *O. rubescenti-rosea* Rehm) facile dignoscenda.

10. **Ombrophila indica** Syd., in Syd. et Butler, Ann. Mycol. IX, 1911, p. 375. — Ascematibus sparsis, sessilibus v. rarius ad basin stipitiformiter contractis, explanatis,  $\frac{1}{2}$ -1 $\frac{1}{4}$  em. longis latisque, margine revolutis, glabris, concoloribus, in vegeto ochraceo-brunneis, in alcohole ochraceis v. sordide ochraceis gelatinosis; ascis cylindraceis, 130-160  $\approx$  10-14, octosporis, paraphysatis; sporidiis mono-

stichis, ellipsoideis, continuis, hyalinis, 14-17  $\times$  7-9.

- Hab.* ad lignum cariosum humi jaceus, Dehra Dun, India or. (E. J. BUTLER).— *Omb. aurantiacæ* Mass. et *O. brunneæ* Phill. proxima.
11. *Ombrophila pura* (Pers.) Petrak, Ann. Mycol. XII, 1914, p. 478.— 7365  
Ita vocanda est *Peziza pura* Pers., *Bulgaria pura* Fr., *Ombrophila violascens* Rehm.

**GLOEOPEZIZA** Zuk. — Syll. X p. 41, XIV p. 804.

1. *Gloeopeziza turricula* Sacc. et Peyronel in Boll. tecn. R. Ist. sperim. Tabacchi in Scafati n. 1 (1914) tab. fig. II, et Ann. Mycol. XII, 1914, p. 282. — 7366  
Ascomatibus dense gregariis, superficialibus, terrogenis, pusillis, erectis, cylindraceo-conoideis, apice truncatis, deorsum stipitato-incrassatulis, 250 micr. altis, 150 micr. crassis, lateritio-rubris, sub microscopio dilute roseolis, excipulo prorsus carentibus et ex ascis paraphysibusque tantum constantibus, glabris, carnosulis, vix gelatinosis; ascis dense parallele stipitatis, jodi ope immutatis, apice rotundatis, deorsum breviter tenuato-stipitatis, e basi prosenchymatica ascomatis oriundis, 120-140  $\times$  12-18 (parte sporifera), octosporis; sporidiis monostichis, ellipsoideis, levibus, 14-18  $\times$  9-12, hyalinis, minute 1-2-guttulatis; paraphysibus filiformibus, hyalinis, ascum aequantibus. — Carpogonia et autheridia observata!

*Hab.* ad terram ndam calidam ad culturam *Nicotiana e* paratam, ubi crustas extensas rubescentes efformat plantulasque vexat, Istituto Sperimentale per la Coltivazione dei Tabacchi, Scafati, prope Neapolim Italiae merid. (A. SPLENDORE).

**ORBILIA** Fr. — Syll. VIII p. 621, X p. 39, XI p. 426, XIV p. 802, XVI p. 767, XVIII p. 137, XXII p. 722. — *Myridium* F. E. Clements, Genera of Fungi 1909, p. 67, 174 (est *Orbilia* polyspora; typ. *Orb. myriospora* Ph. et Harkn., Sacc., Syll. VIII p. 631, subg. *Myriella*).

1. *Orbilia* (Hyalinia Boud.) *Ulicis* J. E. Chenantaïs, Bull. Soc. Mycol. 7367  
de Fr., XXXIV, 1918, p. 39, tab. III fig. 2. — Ascomatibus sessilibus  $\frac{1}{2}$  1 mm., clausis, subglobosis, urceolatis dein patellariformibus, levibus, ceraceis, margine lacerato, lilacinis v. incarnatis, udis translucentibus; ascis cylindraceo-clavatis, 70  $\times$  6; sporidiis virguliformibus, guttula cylindrica nitenti sursum praeditis, 12-13  $\times$  2; paraphysibus simplicibus ad apicem vix inflatis.

*Hab.* insuper corticem *Ulicis*, la Bouvardière prope Nantes,

Gallia. — Facile distinguitur, praecipue a *Orbilina hesperidea* Roll., sporidiis incurvatis, in parte concava nitide ellipsoideo-uniguttulatis; ascis quandoque 8-10  $\mu$  calcaratis.

2. *Orbilina crystallina* Rodway, Pap. a. Proc. R. Soc. Tasmania f. Year 7368  
1919 (1920), p. 114. — Globosa ceracea, gregaria, aurantiaca, 1-2 mm. diam., superficie ob cellulas latas prominentes pellucidas crystallina; hymenio primum membrana crystallina tecto dein secedenti, margine denticula hinc inde ornato, lato, e depresso convexo; ascis cylindraceo clavatis, 9  $\mu$  diam.; paraphysibus tenuibus filiformibus, flavis, 2-3  $\mu$  cr.; sporis monostichis, hyalinis, levibus, ellipsoideis, utrinque acutatis, 18  $\approx$  7.

*Hab.* ad terram, Cascade, Hobart, Tasmania.

3. *Orbilina calochroa* Sydow, Engler' Botan. Jahrbüch., 54., 1916, p. 7369  
258. — Ascomatibus sparsis, orbicularibus, 1,5-3 mm. diam., superficialibus, subsessilibus vel stipite brevissimo crassiusculo concolori suffultis, vivide aurantiacis, in siccio vix contractis, disco plano, levibus, glabris; ascis cylindraceis ad apicem incrassatis, subsessilibus vel brevissime stipitatis, 125-150  $\approx$  12-15, octosporis; paraphysibus simplicibus, hyalinis, ca. 1,5  $\mu$ , ad apicem usque 2  $\mu$  crassis; sporidiis oblique monostichis usque distichis, fuscoideis, utrinque leniter attenuatis, sed obtusis, continuis, hyalinis, 20-25  $\approx$  6-8.

*Hab.* in cortice ndo, « Felsspitze », Nova Guinea nord-or. Africae (LEDERMANN).

4. *Orbilina Boydii* A. L. Smith et J. Ramsbottom, Trans. Brit. Myc. Soc. 7370  
IV, pt. I, 1912, p. 168 (1913). — Ascomatibus erumpentibus, sparsis, patellato-applanatis, fusco-succineis, circa 0,5 mm. latis; ascis clavatis, breviter stipitatis, 70-80  $\approx$  10-13, jodo non caerulescentibus; paraphysibus filiformibus, sursum clavulatis, usque ad 7  $\mu$  latis, ramulosis; sporidiis oblongis, rectis vel leniter curvatis, 15-23  $\approx$  3-5

*Hab.* in caulibus *Vaccinii Myrtilli*, prope Beith, Ayrshire, Britannia (D. A. BOYD).

**HAEMATOMYCES** (Berk. et Br., Syll. VIII p. 633, X p. 40, XXII p. 726) emend. T. Petch, Ann. of Bot. v. 33., n. 132, 1919, p. 418. — Stroma superficiale, pulvinatum plerumque cerebriforme v. convolutum, tremelloideum v. carnosu-ceraceum, supra strato ascigero paraphysato, superficiale immarginato praeditum; sporidia continua hyalina. — Sec. Cl. Petch, potius in Helvellaceis (prope *Psilopeziam* Berk.) quam in Bulgariaceis collocandum.

1. **Haematomyces carneus** Rehm, Ascomyc. Philipp. II, in Philipp. 7371  
 Journ. of Sci. VIII (1913) p. 262. — Ascomatibus tremelloideis, orbiculatim multoties complicatis, 1-1,5 cm. diam., 1 mm. crassis, sinuato-lobatis, gyrosis, obtuse marginatis, coriaceis, subgelatinosis, carneo-rubrescentibus, ad basim albescens, glabris vel verrucosulis, plectenchymatice contextis, hyphis 4-5  $\mu$  cr., sessilibus; ascis cylindraceis, apice rotundatis, crasse tunicatis, 150  $\times$  12, J-, octosporis, paraphysibus filiformibus, obtusis, 2  $\mu$  cr., hyalinis obval-latis; sporidiis monostichis, ellipsoideis, utrinque obtusis, interdum subcurvatis, continuis, magni-2-guttatis, levibus, hyalinis, 18-20  $\times$  9. — Color ascomatis in aqua solubilis.

*Hab.* ad fragmenta lignea putrida, humijacentia, Luzon, Prov. Laguna, Los Baños, ins. Philipp. (C. F. BAKER).

2. **Haematomyces Petchii** Trott. n. nov., *Haemat. carneus* T. Petch, l. 7372  
 c., non Rehm. — E pallide rubro-purpureo carneo, pulvinate, cerebriformi usque 1,5 cm. lato superficiale, subtranslucido, tremelloideo; ascis cylindraceis, 160  $\times$  10-12, non operculatis octosporis; paraphysibus crassis, apice inflatis, diffluentibus; sporidiis oblique monostichis, hyalinis, ovoideis, crasse tunicatis, apicibus subtruncatis, 15-18  $\times$  8-9, raro 26  $\times$  10.

*Hab.* ad ligna emortua, folia etc., Dalwita, Ceylon, Asia. — Jodi ope, asci cyaneo, paraphyses et sporae luteo tinguntur.

## Sect. 2. Phaeosporae

**BULGARIA** Fr. — Syll. VIII p. 636, X p. 41, XIV p. 804, XVI p. 770, XVIII p. 140, XXII p. 726.

1. **Bulgaria prunicola** Sydow, Ann. Mycol. XI, 1913, p. 61. — Ascomatibus sparsis v. binis trinis consociatis, e cortice erumpentibus, breve crasseque stipitatis, stipite ca.  $\frac{1}{2}$  mm. alto crassoque, in udo leniter convexis, in sicco turbinatis, orbicularibus, glabris, 1-2 mm. diam., atris, gelatinosis, in sicco duris; ascis cylindraceis, apice rotundatis, haud incrassatis, basi brevissime stipitatis, 75-95  $\times$  10-14, octosporis; paraphysibus numerosissimis, simplicibus, aequaliter filiformibus, 1  $\mu$  circ. crassis, hyalinis; sporidiis mono-distichis, anguste ellipsoideis, continuis, hyalinis (tandem fuscidulis?), maturis eguttulatis, 18-17  $\times$  5-6.

*Hab.* in ramis Pruni jamaicensis, Kawanye-mura, prov. Mino Japoniae (K. HARA). — *Bulg. pusillae* Syd. proxima.

Sect. 3. **Didymosporæ**

**CALLORIA** Fr. — Syll. VIII p. 639, XI p. 427, XIV p. 805, XVI p. 772, XVIII p. 143, XXII p. 728.

1. **Calloria tasmanica** Rodway, Pap. a. Proc. R. Soc. Tasmania f. Year 7374  
1917 (1918), p. 107. — Ascomatibus gelatinosis, aurantiacis, juven-  
tute concavis, maturitate convexis, extus pallidis, sessilibus, levi-  
bus, 1-3 mm. diam.; ascis clavatis octosporis; sporidiis hyalinis,  
angustis, curvatis, levibus, 6-10  $\times$  1-1,5, uniseptatis.

*Hab.* ad truncum *Dicksoniæ*, Trowatta, Tasmania.

2. **Calloria Fairmani** Rehm, Ann. Mycol. IX, 1911, p. 366. — Apothe- 7375  
ciis dispersis, globulosis, dein disco convexulo, vix distincte mar-  
ginato, extus glabris, subfuscidulis, 0,1-0,2 mm. diam., excipulo te-  
nuissimo parenchymatico, flavescente, subgelatinosis; ascis clavatis,  
apice rotundatis, 60  $\times$  8-10, octosporis, J ope; sporis oblongis v. sub-  
clavatis, obtusis, unilocularibus dein bilocularibus, hyalinis, 9-10  
 $\times$  3-4, 1-2 stichis; paraphysibus filiformibus, apice flavidulis con-  
glutinatis.

*Hab.* ad lignum decorticatum, Lyndowille N. Y., America bor.  
(FAIRMAN).— Species perexigua conspectu difficillima modo ad *Cal-  
loriam* ponenda.

3. **Calloria subalpina** Rehm. (ubi?) — var. **discrepans** Rehm, Ann. Myc. 7376  
X, 1912, p. 353. — A typo differt sporis subfusoides utrinque acu-  
tatis (12-14  $\times$  4) J. ope neg.

*Hab.* in caulibus vetustis *Asteris leucanthemi*, prope  
Königstein a. Elb., Germania (KRIEGER).

**BULGARIASTRUM** Syd., Enum. Philipp. Fungi II, in Philipp. Journ. 7377  
of Sci. VIII (1913) p. 497. — Etym. a *Bulgaria* cui analogum ge-  
nus. — Ascomata phyllogena, minuta, caespitosa, erumpenti-super-  
ficialia, subturbinata, subsessilia vel stipite brevissimo centrali  
crassiusculo praedita, gelatinosa, atra, in sicco cornea, parenchy-  
matice contexta. Ascis clavatis vel cylindraco clavatis, octospori, pa-  
raphysati, paraphysibus epithecium formantibus. Sporidia didyma,  
oblonga, hyalina.

1. **Bulgariastrum caespitosum** Syd., loc. cit. fig. 4. — Ascomatibus semper 7378  
hypophyllis, in epiphylo maculas minutas leniter depressas effor-  
mantibus, dense caespitosis et greges discoideos 1-2,5 mm. latos  
formantibus, erumpenti-superficialibus, subsessilibus vel basi bre-

vissime stipitiformi-contractis, subturbinatis, glabris, gelatinosis, in sicco corneis, atris, disco leniter concavo, contextu parenchymatico e cellulis majusculis 12-17  $\mu$  diam. composito; ascis tereti-clavatis, apice rotundatis, 60-90  $\approx$  14-16, octosporis; paraphysibus filiformibus, sursum epithecium densum flavo-fuscidulum formantibus; sporidiis oblique monostichis usque distichis, oblongis vel ovato-oblongis, medio 1-septatis et vix vel leniter constrictis, hyalinis, minutissime guttulatis, 14-16  $\approx$  6-7, cellula superiore plerumque late rotundata et paullo crassiore. Status pyrenicium (*Excipulinae* speciem sistens) simul adest habitu ascumatum cum sporulis fusiformibus, plerumque curvatis, diu continuis, dein 1-septatis, tandem spurie 3-septatis, 26-45  $\approx$  3,5-4,5, superne late rotundatis inferne sensim attenuatis, hyalinis.

*Hab.* in foliis vivis Capparidis sepiariae, Luzon, Manila, ins. Philipp. (MERRILL). — Ascumata plerumque 8-16 gregaria.

2. **Bulgariastrum africanum** Sydow, Ann. Mycol. XIII, 1915, p. 42. — 7379  
 Ascumatis amphigenis, dense caespitosis et greges orbiculares vel, confluendo, irregulares 1-2,5 mm. latos formantibus, erumpenti-superficialibus, basi stipitiformiter contractis, subturbinatis, glabris, gelatinosis, in sicco corneis, atris, disco leniter concavo, contextu parenchymatico ex cellulis 12-18  $\mu$  diam. composito; ascis tereti-clavatis, apice rotundatis, 60-90  $\approx$  14-16, octosporis; paraphysibus filiformibus, sursum clavato-incrassatis (3-4  $\mu$  crassis), et epithecium densum atro-coeruleum formantibus; sporidiis oblique monostichis usque distichis, ellipsoideo-oblongis, medio 1-septatis et non vel vix constrictis, hyalinis, 12-15  $\approx$  6-7, utrinque rotundatis, cellulis aequalibus vel fere aequalibus.

*Hab.* in foliis vivis Capparidis Rudatisii, Friedenau, Natal (RUDATIS). — *Bulg. caespitosa* Syd. ex Philippinis proxima species.

#### Sect. 4. Hyalophragmiae

**CALLORIOPSIS** Sydow, Ann. Mycol. 15., 1917, p. 254. — Statura externa *Calloriae* sed ascumata gelatinosa, subiculo arachnoideo hyalino superficialiter insidentia, contextu plectenchymatico. Ascii clavati, 8-spori. Sporidia fusioidea matura 3-septata hyalina. Typ. gen.:

1. **Calloriopsis gelatinosa** (Ell. et Mart.) Sydow, *Mollisia* g. Ell. et Mart. 7380  
 Syll. VIII p. 624 (Orbilina). *Coryne gelatinosa* Rehm, Syll. XXII p. 730, *Coryne meliolicola* (P. Henn.) v. Höhn., Syll. XVI p. 773.

*Hab.* parasiticum ad hyphas *Meliolarum*, America bor. tropic.

### Sect. 5. Dictyosporae

**HAEMATOMYXA** Sacc. — Syll. VIII p. 633, X p. 40, XXII p. 732.

1. **Haematomyxa rufa** (Ev. et Ev.) Rehm, Ann. Mycol. X, 1912, p. 397, 7381

*Dothiora rufa* Ell. et Ev. in herb. Rehm — Ascomatibus in ligno decorticato, late dealbato gregarie sessilibus, orbicularibus, dein oblongis, obtusis disco atropurpureo, linea atra tenuissima cineto, hand distincte marginato, plerumque convexulo, exasperato, 0,3-2 mm. longo v. lato; ascis ovalibus, crasse tunicatis, 60-70  $\approx$  30, octosporis, in hymenio gelatinoso, flavo-fusco innatis obductisque; sporis ellipsoideis, transverse 5-longitudinaliter 1-septatis, primitus hyalinis, dein cinereo-fuscis, 25-27  $\approx$  9-10; hypothecium ut hymenium J ope coerulee coloratum.

*Hab.* San Diego, California, Amer. bor.

### Sect. 6. Scolecosporae

**ASTEROCALYX** v. Höhn., Sitzungsab. k. Akad. Wiss. Wien CXXXI, 1, p. 402 (1912). — Ascomata superficialia, turbinata, breviter pedicellata, excipulo bistratoso, strato interno brunneo, tenui, apice circulariter aperto, strato externo deorsum tenui, lateraliter valde crasso, subhyalino, stellatim laciniato, ex hyphis parallelis cartilagineis contexto. Asei subcylindracei, filiformi-paraphysati, octospori. Sporidia hyalina filiformia. Ob structuram excipuli genus sat peculiare.

1. **Asterocalyx mirabilis** v. Höhn., loc. cit. tab. II fig. 1-6. — Ascoma- 7382

tibus griseo-brunneis, in vetustate atratis, singulis vel paucis acervatis seriatisve, superficialibus, e mycelio brunneo subcuticulari orientibus, primum obtuse plano-conoideis, dein breviter cylindraceis, demum superne stellatim dilatatis, maturis breviter crasseque pedicellatis, 250-600  $\mu$  latis, 150-300  $\mu$  altis, excipuli strato interno e cellulis 10-14  $\approx$  5-8, seriatis composito, paucistratoso, 20-25  $\mu$  cr., disciformi, sursum circulatim usque ad 170  $\mu$  aperto, hymenium valde superante, strato externo basi tenui, sursum usque ad 200  $\mu$  cr., in sectione trigono, ex hyphis parallelis 6-8  $\mu$  latis composito, superne in laciniis plerumque 10 triangularibus, stellatim dispositis, 80-200  $\approx$  75-150, fisso; ascis cylindraceis, octosporis, 48-50  $\approx$

5-8, paraphysibus filiformibus apice non incrassatis,  $1\ \mu$  latis obvallatis; sporidiis filiformibus, hyalinis, continuis,  $40 \approx 1$ .

*Hab.* in rachide nervisque foliorum *Filicis* arboreae ejudam, Tjibodas, Java.

## Fam. 15. Stictidaceæ Fr.

### Sect. 1. Hyalosporæ

**OCELLARIA** Tul. — Syll. VIII p. 654, X p. 45, XIV p. 806, XVIII p. 146.

1. **Ocellaria Nashi** K. Hara, Morbi arbor. fruct. jap. p. 117 f. 14. — 7383  
Ascomatibus initio epidermide tectis, dein erumpentibus, discum sensim dilatantibus, applanatis, udis flavido-brunneis, 1-3 mm. diam.; ascis tereti-clavatis, apice rotundatis, stipitatis, 8-sporis, 140-160  $\approx$  25-28; sporidiis biseriatis elliptico-ovoideis, utrinque rotundatis, hyalinis, 23-25  $\approx$  12-16; paraphysibus filiformibus, ramosis, hyalinis, 150-200  $\approx$  15-20.

*Hab.* in ramis *Piri sinensis*, Prov. Mino, Kawaue, Japonia (K. HARA, 1915).

2. **Ocellaria phialopsis** Rehm in Ber. Bayer. Bot. Ges. XIII (1912) p. 7384  
140.— Ascomatibus areis latis ligni dealbatis insidentibus, sparsis, immersis, globoso-clausis, dein urceolato-apertis, discum ciliato-marginatum pallide roseum ostendentibus, demum emersis, extus glabris, brunneo-roseis, 0,5 mm. latis, siccis urceolato-clausis; excipulo parenchymatico, brunneolo, glabro; ascis clavatis, sursum rotundatis, 45-50  $\approx$  5-6; sporidiis distichis, oblongis, utrinque rotundatis, leniter curvatis, continuis, hyalinis, 8-9  $\approx$  1,5-2; paraphysibus filiformibus, hyalinis,  $1,5\ \mu$  crassis, apice haud incrassatis.

*Hab.* in ramis *Pini silvestris*, prope Weismain in Franconia super.

**PROPOLIS** Fr. — Syll. VIII p. 633, X p. 40, XXII p. 732.

1. **Propolis? Weirii** Trav. et Trott.; sine nomine a cl. J. R. Weir in 7385  
Journ. Agr. Res. X (1917) p. 99 et seq. descripta et adumbrata species.— Ascomatibus sub epidermide immersis, lenticularibus vel oblongo-ellipsoideis, sparsis, mono-vel biseriatis, in inferiore pagina acuum secus nervum medianum dispositis, per epidermidem longitudinaliter et irregulariter disrupta disco brunneolo convexo emergentibus; ascis cylindraceo-clavatis, 115-150  $\approx$  16-19, apice abrupte

rotundatis, basi breviter crasseque pedicellatis, octosporis, poro J +; paraphysibus filiformibus, hyalinis, sursum tenuiter inflatis; sporidiis irregulariter biseriatis, plerumque vero monostichis, hyalinis, continuis, oblongis, utrinque rotundatis, raro obtuse attenuatis, plerumque medio constrictis inde biscoctiformibus, 18-20  $\times$  6,6-7,4.

*Hab.* in acubus vivis decoloratis *Pseudotsugae laxifoliae* in Amer. bor.

2. **Propolis Leonis** (Tul.) Rehm — Syll. VIII p. 651 — var. **weiriana** 7386  
Sacc., Nuovo Giorn. bot. it. v. XXVII, 1920, p. 79. — A typo dignoscitur ascis crassioribus (100-120  $\times$  36), sporidiis distichis (28  $\times$  11-12) et disco pallidiori. — *Hab.* in ligno radice intemperiei exposito *Laricis occidentalis*, Spokane, Washington, Amer. bor. (WEIR).

**NAEVIA** Fr. — Syll. VIII p. 658, X p. 45, XI p. 660, XI p. 631, XVI p. 1065, XVIII p. 594, XXII p. 733. — Syn. *Habrostictis* F. E. Clements, Genera of Fungi 1909, p. 63, 174; est *Naevia jodata*, typ. *N. pallida* Fuck., Syll. VIII p. 660.

1. **Naevia stenospora** Sacc., Nuovo Giorn. bot. it. v. XXVII, 1920, 7387  
p. 79. — Ascomatibus gregariis, innatis, parce erumpentibus matricem roseo-tingentibus, ceraceis, scutellatis,  $\frac{1}{3}$  mm. lat., dilute roseis, glabris, contextu tenuissimo, roseo, cellulis oblongis; ascis cylindraceis brevissime stipitatis, apice rotundatis, 45-50  $\times$  7, octosporis; paraphysibus filiformi-clavulatis, raro furcatis; sporidiis anguste fusoido-cylindraceis, saepius curvulis, 14-16  $\times$  2-2,3, hyalinis.

*Hab.* in caulibus *Heraclii lanati* mortuis, Spokane, Washington, Amer. bor.

2. **Naevia canadica** Rehm, Ann. Mycol. XI, 1913, p. 154. — Ascomatibus dispersis, primitus globoso-clausis, innatis, per epidermidem prorumpentibus, disco orbiculari v. elongato, vix conspicue marginato, plano, albo-fiavido, sicco dilute rubescente, 0,15-0,2 mm. diam., membranaceis; ascis clavatis, apice rotundatis, 45  $\times$  4-5, octosporis, J-; sporis oblongis, obtusis, hyalinis, unicellularibus, 5  $\times$  1,5-2, distichis; paraphysibus filiformibus, hyalinis, -2  $\mu$  er.

*Hab.* ad caules mort. *Impatientis fulvae*, London Ont. Canada, Amer. bor. (J. DEARNESS).

3. **Naevia Vestergrenii** Rehm, Ann. Mycol. XI, 1913, p. 153; Vestergren, Microm. rar. sel. fasc. 63-66 n. 1641. — Ascomatibus in foliorum exsiccorum pagina superiore plus minusve late fusco deni-

gratis gregariis primitus innatis, dein per epidermidem albescentem laceratam prorumpentibus ab ejusque laciniis marginatis, discum orbicularem, dilute fuscidulum, 0.12-0.5 mm. diam., denudantibus, excipulo parenchymatice cellulis parvulis contexto, fusco, siccis vix conspicuis; ascis clavatis, apice subattenuatis, sessilibus, -35  $\approx$  8-9, octosporis, parvis J +; sporis oblongis v. subclavatis, rectis, 1-cellularibus, hyalinis, distichis, 10  $\approx$  2-3. Paraphysibus filiformibus, apice subcurvatis, hyalinis, 1  $\mu$ .

*Hab.* ad folia *Le di palustris*. Lapponia Lubensis Joclemsk, Suecia (VÆSTERGREN).

4. ***Naevia callorioides*** Rehm, Ann. Mycol. IX, 1911, p. 366. — Apotheciis dispersis, primitus innatis, globoso-clausis, dein per epidermidem laciniatim fissam erumpentibus, disco orbiculari, tenuissime marginato, plano, 0.25-1 mm. diam., dilute carneolo, excipulo flavescente, parenchymatice contexto tenuissimo, ascis clavatis, apice obtuse acutatis, 75-95  $\approx$  10-12, J. ope +, octosporis; sporis ellipsoideis, unicellularibus, guttis oleosis 2 magnis repletis, hyalinis, interdum subcurvatis, 10-14  $\approx$  4-5, distichis; paraphysibus filiformibus, 2.5  $\mu$ , apice subcurvatis v. subramosis -3  $\mu$ , hyalinis; hypothecio nullo.

*Hab.* ad caules herbaceos, N. York, America bor. (SEEVER). — *N. lutescenti* Rehm proxima.

5. ***Naevia diminuens*** (Karst.) Rehm — Syll. VIII p. 721 — var. ***tetra-*** 7391  
***spora*** Rehm, Ber. Bayer. Bot. Ges. XIII (1912) p. 143. — Ascis lata basi sessilibus, 60  $\approx$  12-13, tetrasporis; sporidiis distichis, fusiformibus, rectis, utrinque late rotundatis, saepe grosse 2-guttulatis, 20-25  $\approx$  5-6; paraphysibus hyalinis, 2  $\mu$ , apice ad 3  $\mu$  crassis; poro jodi ope caerulescente.

*Hab.* in calamis *Scirpi caespitosi*, Grimsel, Helvetia.

6. ***Naevia grandis*** Sydow, Ann. Mycol. XI, 1913, p. 268. — Ascoma- 7392  
tibus hypophyllis, plerumque seriatim dispositis, primitus clausis, dein epidermidem plerumque in lacinias 4 irregulares disrumpentibus, rotundatis v. ellipticis,  $\frac{2}{3}$ -1 mm. long. (raro supra) et latis, disco plano, griseolo, sicco atro; ascis clavatis, 40-50  $\approx$  7-9, octosporis; paraphysibus filiformibus, hyalinis, 1.5  $\mu$  latis, apice non incrassatis; sporidiis oblique distichis, fusoides, continuis, hyalinis, 10-11.5  $\approx$  2.5-3.5.

*Hab.* in foliis emortuis *Caricis* sp., Kawauye-mura pr. Mino Japoniae (K. HARA).

7. ***Naevia prahlana*** Jaap ap. Rehm, Ber. Bayer. Bot. Ges. XIII (1912) 7393

p. 144.—Ascomatibus sparsis, initio immersis et clausis, dein erumpentibus, disco incoloro, tenuiter brunneo-marginato, 200-250  $\mu$  lato; excipulo tenui, parenchymatico, brunneo, prope marginem cellulis valde elongatis praedito; ascis clavatis, sursum obtuse attenuatis, 60  $\approx$  15, octosporis; paraphysibus filiformibus, hyalinis, 1  $\mu$ , apice ad 2  $\mu$  crassis; sporidiis distichis, oblongo-ellipsoideis, utrinque rotundatis, continuis, hyalinis, 2-guttulatis, 12-13  $\approx$  5.

*Hab.* in culmis *Ammophila arenariae*, in Schleswig — *N. paradoxoidi* valde proxima.

8. ***Naevia rosella*** Rehm. — Syll. VIII p. 660 — f. ***Impatientis*** v. Höhnel in P. Strasser, Verh. zool.-bot. Ges. Wien 69., 1919, p. 366. — *Hab.* in caulibus putrescentibus *Impatientis nolitangerae*, Sonntagberg, Austria Inf. 7394

**BRIARDIA** Sacc. — Syll. VIII p. 663, XI p. 428, XVI p. 776 et 1150.

1. ***Briardia maquilingiana*** Rehm, Ascom. Philippin. VII, in Leaflet of Philipp. Bot. VIII, 1916, p. 2927. — Apothecia maculis utrinque rufis, medio castaneo-brunneis, orbicularibus, circa 5 cm., demum irregulariter 1 cm. latis in epiphylo gregarie, fere orbiculariter innata, primitus globoso-clausa, folium perumpentia et discum foveolarem, orbiculariter albido-cinctum, hyalinum, saepe longitudinalem, 0,2-0,5 mm. latum vel longum, denudantia, in hypophyllo plusminusve hemiglobose prominentia. Excipulo fuscidulo crasso cum parenchymate folii connato; ascis cylindraceutis, apice rotundatis, 120  $\approx$  10, 8-sporis, J-. Sporis oblongis, rectis, utrinque rotundatis, 1-cellularibus, hyalinis, 12  $\approx$  5, 1-stichis. Paraphyses nullae. 7395

*Hab.* ad folia *Tetrastigmatis*, Mt. Maquiling, Ins. Philipp. (S. A. BEYES). — *Briardiae roseolutescenti* Rehm proxima sed paraphysibus nullis diversa.

2. ***Briardia hysteroioides*** (Awd. mserpt. sub *Peziza*) Rehm, Ber. Bayer. Bot. Ges. XIII (1912) p. 146. — Ascomatibus sparsis, longitudinaliter immersis, linearibus, rectis, obtusis, rima anguste marginata apertis sed discum pallidum vix ostendentibus, brunneo-roseis demum fere brunneis, 1-1,5 mm. longis, 250  $\mu$  latis; ascis clavatis, apice rotundatis, octosporis, 35  $\approx$  5, paraphysibus filiformibus, 1  $\mu$ , apice 2  $\mu$  crassis obvallatis; sporidiis haud evolutis. 7396

*Hab.* in petiolis foliorum marcescentium *Tiliae grandifoliae*, Arnstadt in Turingia (AUERSWALD).

Sect. 2. **Didymosporae**

**DIPLONAEVIA** Sacc. — Syll. VIII p. 666, XI p. 428, XIV p. 808, XVIII p. 147 — Syn. *Naevia* F. E. Clements, Genera of Fungi 1909, p. 63, 174. — *Diplocryptis* F. E. Clem. l. c. p. 63, 174, est *Diplonaevia* *jodata*, typ. gen. *D. foecolaris* Rehm, Syll. VIII p. 668 (Propolidium).

Sect. 3. **Phragmosporae**

**PROPOLIDIUM** Sacc. — Syll. VIII p. 667, XI p. 429, XIV p. 808, XVIII p. 148.

1. **Propolidium atro-virens** (Fr.) Rehm, Discom. p. 168, *Cryptodiscus atro-virens* (Fr.) Corda, Sacc. Syll. VIII p. 670. — Saccardo, Notae Myc. XX in Nuovo Giorn. bot. it. 23., 1916, p. 191.

*Hab.* in ligno vetusto, aeri diu exposito, *Quercus rubrae*, Clarksville N. Y., Amer. bor. — Asci 45-50  $\times$  11-11,5 octospori; paraphyses interdum furcatae; sporidia oblonga, 9-12  $\times$  4,5, plasmate 4-partito sporieque (?) 3-septata, hyalina. Adest simul *Aspharia allantella* Sacc.

**EUPROPOLIS** De Not. — Syll. VIII p. 676; XVI p. 780.

1. **Eupropolis europaea** Sacc., Notae Myc. XX in Nuovo Giorn. bot. it. 23., 1916, p. 226. — Ascomatibus gregariis, subcutaneo-erumpentibus, leviter prominulis, disciformi-scutellatis, 175-200  $\mu$  diam., totis atris, subceraceis, disco mox aperto, irregulariter circulari, margine inflexo cinetis; excipuli contextu indistincte parenchymatico, fuligineo; ascis parallele positae, crasse clavatis, apice rotundatis, deorsum sensim tenuatis breviterque stipitatis, 80-95  $\times$  20-30, octosporis, paraphysibus creberrimis, filiformibus apice crasse grumosis et epithecium atram formantibus; sporidiis oblique monostichis v. 2-3-stichis, tereti-oblongis, constricto-3-septatis, utrinque rotundatis, rectis v. curvulis, 30-33  $\times$  9-10, diu subhyalinis, demum fuligineis.

*Hab.* in ramis corticatis emortuis *Tamaricis gallicae*, Hérault pr. Montpellier Galliae. — Gonidia nulla observata.

**CRYPTODISCUS** Corda — Syll. VIII p. 669, XIV p. 809, XVI p. 778, XXII p. 734.

1. **Cryptodiscus melanocinctus** Rehm, Ann. Mycol. IX, 1911, p. 366. — A- 7400  
 Apotheciis plerumque gregariis, ligno denudato extus nigrescenti primitus innatis, globoso-clausis, dein emergentibus, apice primitus poro apertis, dein urceolatis, tenuissime albide marginatis, denique subsessilibus, patellaribus, disco orbiculari pallido, extus fuscis, scabriusculis, 0,2-0,5 mm. diam., excipulo plus minus crasso, fusco, subparenchymatico; ascis clavatis, apice rotundatis, 50-60  $\approx$  10, octosporis, J. ope +; sporis distichis, ellipsoideis, transverse triseptatis, hyalinis, 10  $\approx$  5; paraphysibus filiformibus, apice haud incrassatis, interdum dichotomis et curvatis, hyalinis, 1,5  $\mu$  cr.

*Hab.* ad ramulos decorticatos *Aceris ? rubri*, Lyndonville N. Y., America bor. (FAIRMAN).

2. **Cryptodiscus Stictis** Rehm, Asc. exsicc. fasc. 47, n. 1905; Ann. 7401  
 Mycol. IX, 1911, p. 2. — Apotheciis disperse crebris, strato extim corticis fatiscantis, rarissime ligni denudati immersis, primitus globoso-clausis, dein urceolato-apertis, disco orbiculari dilute flavidulo, margine niveo tenero granulato cineto, 0,2-0,25 mm. diam.; excipulo tenue, parenchymatice fusce contexto, ad basim e cellulis parvulis versus marginem elongatis; ascis clavatis, apice rotundatis, 70-90  $\approx$  12-14, octosporis, J +; sporidiis clavatis, utrinque obtusis, transverse 3-septatis, hyalinis, 12-15  $\approx$  6-7, distichis; paraphysibus filiformibus, haud clavatis, 2  $\mu$  cr., hyalinis, septatis.

*Hab.* ad ramos *Ilicis aquifolii* putrescentes, Messnerhölzl prope Reicheinhall, Bavariae.

3. **Cryptodiscus araneo-cinctus** Fairman, Mycologia, V, 1913, p. 248. — 7402  
 Ascomatibus sparsis, gregariis v. confluentibus, e punctiformibus 0,5 mm. diam., ligno immersis et poro minuto rotundato apertis, dein semierumpentibus et ore lato v. irregulariter oblongo apertis, filis arachnoideis radiantibus circumdatis, quandoque acetate nudatis, brunneis v. extus ligno concoloribus, disco pallide stramineo et margine irregulari flavo v. brunneo praeditis, rotundatis v. oblongis; ascis cylindraceutis, rectis, 8-sporis, 80  $\approx$  4-4,5, paraphysibus filiformibus nucleatis circumdatis; sporidiis miseriatas, oblongo-fusoides, rectis v. curvatis, granulosis v. 2-4 nucleatis, tenuiter 1-3 septatis, non constrictis, e hyalinis hyalino-viridellis, 9-12  $\approx$  1,5-2.

*Hab.* ad ramos dejectos decorticatos in silvis, Lyndonville N. Y., Amer. bor. (C. E. FAIRMAN).

**PHRAGMONAEVIA** Rehm — Syll. VIII p. 674, XIV p. 809, XVI p. 779, XVIII p. 148, XXII p. 735. — Syn. *Merostictis* F. E. Clements, Ge-

nera of Fungi 1909, p. 64, 174; est *Phragmonaevia* non jodata; typ. gen. *Mollisia emergens* Karst., Syll. VIII p. 347.

1. **Phragmonaevia Scorodoniae** Rehm, Ber. Bayer. Bot. Ges. XIII (1912) 7403  
p. 153. — Ascematibus sparsis, initio globoso-clausis, sub cortice nidulantibus dein eum laciniatim disrumpentibus erumpentibusque, subsessilibus, disco rotundato, plano, margine angusto obscuriore, siccio brunneo-rufo, 0,3-1 mm. lato; excipulo glabro, tenui-parenchymatico, luteolo, ad marginem cellulis valde elongatis praedito; ascis cylindraceo-clavatis, sursum leniter attenuatis, octosporis, 100-120  $\approx$  15-18; sporidiis distichis, fusoideis, obtusiusculis, rectis vel leniter curvatis, hyalinis, transverse 3-5-septatis, 20-25  $\approx$  6-8; paraphysibus filiformibus, 2  $\mu$ . apice paullo partito ad 3  $\mu$  crassis.

*Hab.* in caulibus emortuis *Tenerii Scorodoniae*, prope Schandau ad Elbe, Bavaria. — *Cryptodisco Montoniano* valde proxima.

**PROPOLIOPSIS** Rehm, Ascomyc. Philipp. VI, Leaflets of Philipp. Botany, VI (1914) p. 2279 — Etym. *Propolis* ot *opsis*, facies. — Habitus forma atque evolutio ut in gen. *Prepolis*. Asci clavati octospori. Sporidia cylindracea plurilocularia, intra ascum in cellulas singulas secedentia. Hymenium jodii ope caeruleescens.

1. **Propoliopsis Arengae** Rehm, loc. cit. — Ascematibus primitus cortici 7404  
immutato innatis eoque tectis, globosis, clausis, dein peridermium laciniatim perumpentibus, discum circularem vel ellipsoideum, planum, album, farinaceum, arcte laciniis peridermii superantibus cinctum denudantibus, 0,3-2 mm. diam., excipulo proprio tenuissimo vix conspicuo; ascis clavatis, apice rotundatis, subsessilibus, 80-100  $\approx$  10-25; paraphysibus filiformibus, apice tenuiter incrassatis, gelatinoso-conglutinatis; sporidiis cylindraceis, subcurvatis, pluricellularibus, hyalinis, 60  $\approx$  4, intra ascum in cellulas quadrangulares 4  $\mu$  long. secedentibus.

*Hab.* in *Arengae saccharifera*, Los Baños, ins. Philipp. (S. A. REYES).

**XYLOGRAMMA** Wallr. — Syll. VIII p. 677, XI p. 429, XIV p. 809, XVIII p. 149, XXII p. 736. — Syn. *Xyloglyphis* F. E. Clements, Genera of Fungi 1909, p. 64, 174 (didymosporum); typ. *X. striola* Fr. (? Hysterium, Syll. II p. 737).

1. **Xylogramma pulverosum** Baccarini, Eumyc. Somalia it., in « Mis- 7405  
sione Stefanini-Paoli », Firenze 1916, p. 197. — Ascematibus in maculis dealbatis gregariis sed non confluentibus minusculis ellypticis

vel linearibus, flexuosis, ad 252  $\mu$  latis 135  $\mu$  crassis, longitudine variis, crasse et atro marginatis; disco plano pulverulento; ascis clavulatis, 35-50  $\times$  9-12, paraphysatis; sporidiis triseptatis cylindricis, 16  $\times$  3,6.

*Hab.* in ligno decorticato arboris eujusdam ignoti, Matagoi Somalia it., Africa trop. (PAOLI).

**ODONTOTREMA** Nyl.—Syll. VIII p. 679, X p. 46, XI p. 429, XVIII p. 150.—Syn. *Odontura* F. E. Clements, Genera of Fungi 1909, p. 65, 174 (est *Odontotrema scolecosporum*); typ. gen. *O. raphidosporum* Rehm, Syll. VIII p. 495 (Belonium).

1. **Odontotrema furfuraceum** Lorton, Bull. Soc. Mycol. de Fr. 1914, p. 7406 226, t. XIII f. V.—Minutum, 0,5 mm. latum, in ligno immersum, nigrum, margine tenuiter pilis brunneis 1-2-septatis, 15  $\times$  4 longis latisque fimbriato, copiosâque pruinâ albidâ et deciduâ adperso; hymenio rufo-brunneo; ascis oblongo-cylindraceutis, basim versus leniter ventricosis, breveque attenuato-stipitatis, 5-8 sporis, 70  $\times$  15; paraphysibus aequalibus, contortis vel rugulosis, simplicibus, continuis; sporis ovatis elongatis, triseptatis, et in maturitate ad septa constrictae, 15  $\times$  6.

*Hab.* ad ramos putrescentes dejectos *Robiniae pseudacaciae*, in turfosis Issq-L' Evêque, Gallia.

**MELITTOSPORIELLA** v. Höhnel, Ann. Mycol. 16., 1918 p. 211 (Etym. a *Melittosporium* cui affinis).—Habitus phacidiaceas; fungus carnosulus pallide coloratus ut in Stictidaceis; a *Melittosporio* differt stratu fructifero J. ope non colorato et sporis septis transversalibus tantum donatis. Typ. gen.:

1. **Melittosporiella pulchella** v. Höhn., l. c. (Syn. *Stictis atrocyanea* Sacc. 7407 non Fries, Myc. Ven. 1199 (in *Paulownia*), Rehm non Fries, Ascom. exsicc. 1976 (in *Olea*).—Sec. von Höhnel, *Stictis atrocyanea* Fr. gen. *Durellae* ducenda est.

### Sect. 3. **Scolecosporae**

**STICTIS** Pers.—Syll. VIII p. 681, X p. 44, XI p. 428, XIV p. 806, XVI p. 776, XVIII p. 146, XXII p. 737.

1. **Stictis Puiggarii** Spegaz., Rel. Mycol. trop. etc. in Bol. Ac. Nac. 7408 Cienc. Cordoba, t. 23., 1919, Extr. p. 151.—Ascomata fusco-olivacea glaberrima rigida parva 350-750  $\times$  150-250  $\mu$  alt., superficialia

laxe gregaria hemisphaerico-patellaria, margine involuta integerima obtusa, osculo semper latissime aperto, disco concolore; ascis fusoido-subelavulatis, paraphysibus filiformibus subcoalescentibus densissime obvallatis, octosporis,  $90 \approx 15$ ; sporis hyalinis, ascorum longitudine, linearibus, utrinque acuminatis, sursum crassiusculis deorsum sensim attenuatis, 15-20-septatis, in articulis non dissilientibus,  $75-80 \approx 3$ .

*Hab.* ad corticem vivam arboris ejusdam ignoti (*Myrtaceae*?), prope Apiahy, Brasilia (J. PUIGGARI).

2. *Stictis radiata* (L.) Pers. — Syll. VIII p. 682 — var. *andina* Speg., 7409  
Mycet. Argent. VI, Anal. Mus. Nac. Buenos Aires XXIII (1912) p. 102. — A typo recedit ascomatibus majoribus, 1-2 mm. diam., margine acutis laciniatis. Ascis cylindraceutis, 180-200  $\approx$  8-10, paraphysibus filiformibus tenuibus dense obvallatis; sporidiis filiformibus, gracillimis, rectiusculis, 130-150  $\approx$  1,25-1,5.

*Hab.* ad ramos dejectos putrescentes *Duvanae dependentis*, circa Potrerillos prope Mendoza, Argentina.

3. *Stictis crassispora* Speg., Mycet. Argent. VI, Anal. Mus. Nac. Buenos Aires XXIII (1912) p. 102. — Matrice extus dense squamoso-rimulosa, sordide cinerascete, intus dealbata; ascomatibus saepius hinc inde laxe gregariis, immersis, margine albo vix prominulis, 0,5-1,2 mm. diam., disco parum infosso subpulverulento, cinereo; ascis cylindraceutis, breviter pedicellatis, 200  $\approx$  15, paraphysibus filiformibus dense multiguttulatis crebre obvallatis; sporidiis subfasciculatis, cylindraceuto-filiformibus, utrinque attenuato-acutis, leniter curvulis, hyalinis, 7-9-septatis, ad septa lenissime constrictis, 80-100  $\approx$  6-7, loculis minute 4-6-guttulatis. 7410

*Hab.* ad ramos dejectos *Tricyclae spinosae*, in dumetis Potrerillos prope Mendoza, Argentina.

4. *Stictis stellata* Wallr. — Syll. VIII p. 688 — var. *philippinensis* Rehm, 7411  
Ascomyc. Philipp. III, in Philipp. Journ. of Sci. VIII (1913) p. 403. — Sporidiis filiformibus ca. 60-locularibus, loculis 2-4  $\mu$  longis, 2-3  $\mu$  cr., demum ad septa subconstrictis; paraphysibus apice ramulosis epithecium hyalinum formantibus jodii ope coeruleo-tinctum.

*Hab.* in ramulis emortuis *Daeomonoropsis*, Luzon, Prov. Laguna, Los Baños, ins. Philipp. (E. B. COPELAND). — Var. *pallidulae* Sacc. proxima.

5. *Stictis graminicola* Lasch — Syll. VIII, 692 — fm. *Nardui* Gz. Frag. 7412  
in Trab. Mus. Nac. Cienc. Nat., ser. Bot. n. 4 (1914) p. 37 extr. — Ascis cylindraceutis 70-80  $\approx$  10-12; sporidiis fasciculatis, filiformibus,

rectis vel curvulis, utrinque obtusiusculis, pluriseptatis, hyalinis, 30-40  $\times$  2-2,5; paraphysibus filiformibus ascos superantibus, pluriguttulatis vel septatis.

*Hab.* in foliis siccis Nardi strictae, in montibus Carpetanis, Hispania — An species nova?

**SCHIZOXYLON** Pers — Syll. VIII p. 697, X p. 47, XI p. 430, XIV p. 812, XVI p. 782, XVIII p. 152, XXII p. 739.

1. **Schizoxylon Hippophaës** Rehm, Ber. Bayer. Bot. Ges. XIII (1912) 7413 p. 160. — Ascomatibus gregariis, sub cortice nidulantibus eumque inflantibus et demum laciniatim disrumpentibus erumpentibusque, initio globoso-clausis dein apertis et discum atratum, margine griseo-album ostendentibus, siccis scutellato-collapsis, 0,4-0,5 mm. latis; contextu crasse parenchymatico, ceraceo, membranaceo, brunneo; ascis cylindricis, sursum rotundatis, circ. 250  $\times$  12-15, paraphysibus filiformibus, septatis, hyalinis, 1,5  $\mu$  cr. obvallatis; sporidiis filiformibus, mox in loculis numerosissimis 2  $\times$  1 circ. partitis.

*Hab.* in ramulis siccis Hippophaës, Isar-Auen prope München, Bavaria.

2. **Schizoxylon taenioides** Speg., Mycet. Argent. VI, Anal. Mus. Nac. 7414 Buenos Aires XXIII (1912) p. 102. — Matrice extus sordide infuscata; ascomatibus hinc inde laxe gregariis, ligno insculptis, ore rotundo 300-350  $\mu$  diam. vix exsertulis, margine obtuso lacero albescente, disco concaviusculo fusco-cinereo; ascis cylindraceutis, breviter pedicellatis, 200  $\times$  8-10, apice operculatim dehiscens, paraphysibus tenuissimis parvis immixtis; sporidiis fasciculatis, linearibus, rectiusculis, ab apice basim versus sensim attenuatis, 100  $\mu$  longis, apice 3,5-4  $\mu$  basi vix 0,5  $\mu$  crassis, mox in articulos globosos secedentibus, hyalinis.

*Hab.* in ramis emortuis decorticatis Condaliae lineatae, in dumetis circa Potrerillos prope Mendoza, Argentina.

**NEMACYCLUS** Fuck. — Syll. VIII p. 701, X p. 47, XI p. 431, XXII p. 741.

1. **Nemaecylus gilvus** Rodway, Pap. a Proc. R. Soc. Tasmania f. Year 1917 (1918) p. 107. — Ascomatibus minutis 0,2-0,5 mm. latis, immersis e cuticula prominentibus, ceraceis, pallide flavis, oblongis bilaciniatis, margine rudimentali praeditis; ascis clavatis; sporidiis angustis elongatis, pallidis, fasciculatis, maturitate in articulos numerosos globosos secedentibus.

*Hab.* in *Lepidosperma laterale*, Cape Frederick Henry, Tasmania. — Ad gen. *Propolis* et *Stictis* proxima.

2. **Nemacyclus durmitorensis** Bubák, III Beitr. Pilz. Montenegro in 7416  
*Botanikai Közlemények*, 1915, p. (51). — Ascomatibus gregariis, initio clausis, in cortice immersis, dein irregulariter stellatim disruptis, 4-6 lacinatis, disco rotundo, plano, griseo, 0,5-1 mm. in diam. peripherice hyphis brevibus, dilute brunneis marginatis, hypothecio tenui, flavido, pseudoparenchymatico; ascis elongato-clavatis, 75-85  $\times$  8-10, apice subacutis, octosporis, jodi ope paraphysibus et parte inferiore ascorum pulcherrime azurescentibus, parte superiore ascorum et epithecio luteo virescentibus; paraphysibus filiformibus, supra ramulosis, epithecium tenne efformantibus; sporidiis acicularibus, 55-70  $\times$  3, parallelis, rectis vel raro curvulis, 6-9-septatis, hyalinis, guttulatis.

*Hab.* ad caules emortuos *Scrophulariae bosniacae*, Durmitor, in loco dicto «Lokvice» (ca. 2400 m.) Montenegro.

3. **Nemacyclus palmarum** Sydow, Ann. Mycol. X, 1912, p. 82. — Asco- 7417  
 matibus sparsis immersis, primitus clausis, dein epidermidem elevantibus et tandem in lacinias 4-6 stellatim disruptentibus,  $\frac{3}{4}$ -1 mm. diam., orbicularibus, disco plano, albo cinereo; ascis cylindraceis, apice rotundatis 110-145  $\times$  10-14, octosporis; sporidiis vermicularibus, multi-(20-30)-septatis, hand constrictis, hyalinis v. subhyalinis, 80-105  $\times$  3-4; paraphysibus numerosis, ca. 1-1,5  $\mu$  cr.

*Hab.* ad folia emortua *Palmarum*, Hayoep Borneo sud-or. (H. WINKLER).

4. **Nemacyclus Arctostaphyli** (Ferd. et Wge) Rehm, Ascom. exsicc. fasc. 7418  
 47 n. 1903, Ann. Mycol. IX, 1911, p. 1. — Ita vocanda est *Stictis Arctostaphyli* Ferd. et Wge, Syll. XXII p. 737 (cum syn.).

## Fam. 16. Phacidiaceae Fr.

**Phacidiales** sensu v. Höhnel,

Ber. deutsch. bot. Ges. XXXV, 1917, p. 416-422.

Superficialia v. inserta nec erumpentia, stromatica v. non, excipulo undique v. tantum in parte superiori evoluto, e brunneo membranaceo usque carbonaceo, maturo supra longitudinaliter v. irregulariter lacerato, raro operculato v. (*Leptopeltella*) initio substiolato. — Inter Phacidiales et Dothideales.

### I. Schizothyriaceae v. H.

Excipulo depresso supra cuticulari, insidenti, membranaceo, maturo plerumque supra irregulariter lacerato.

1. Sporidia hyalina bilocularia, elongata
- z. Excipulo mycelio marginali libero destituto
- a. Paraphyses praesentes  
CLYPEOLUM Speg.  
(Typ. Clyp. atroareolatum Speg.)
- b. Paraphyses nullae  
MYCROTHYRIELLA v. H.  
(Typ. Microphyma Rickii Rehm)
- β. Excipulo mycelio libero praedito
- a. Non loculigero  
SCHIZOTHYRIUM Desm.  
(Typ. Sch. acerrimum Desm. (= Epipeltis Theiss.)
- b. Loculi vix signati  
POLYCLYPEOLUM Th.  
(Typ. Polyst. Abietis (v. H.)
2. Sporidia hyalina transverse pluriseptata  
PHRAGMOTHYRIELLA v. H.  
(Typ. Myriangella orbicularis Zimm.)

## II. Leptopeltineae v. H.

Excipulo stromatico v. non, subcuticulari, maturo supra longitudinaliter v. irregulariter lacerato.

1. Stroma subcuticulare nullum
- a. Sporidia unilocularia, elongata hyalina  
PHACIDINA v. H.  
(Typ. Phacidium gracilis Niessl.)
- b. Sporidia unilocularia, elongata, colorata; stratu basilari hyalino, paraphysibus et mycelio subcuticulari praedito  
ENTOPELTIS v. H.  
(Typ. Asterina interrupta Wint.)
- c. Sporidia brunnea, bilocularia; stratu basilari hyalino; loculi indistincte evoluti (?)  
THYRIOPSIS Th. et S.  
(Typ. Dothidea halepensis Cooke)
- d. Sporidia hyalina, 2-4 locularia; paraphyses praesentes; excipula margine plus minus radiata
- \* Excipula undique evoluta, tenui membranacea, raro ostiolata  
LEPTOPELTELLEA v. H.  
(Typ. Hysterium perexiguum Speg.)
- \*\* Excipula tenuia, magis carbonacea, supra tantum evoluta  
LEPTOPELTIS v. H.  
(Typ. Aylographium filicinum Lib.)
- e. Sporidia hyalina, unilocularia, duplicifusoidea; paraphyses praesentes  
DUPLICARIA Fuck.  
(Typ. Duplic. Empetri (Fr.) Fuck.)
- f. Sporidia hyalina, muralia; stratu basilari obscuro; paraphyses praesentes

- \* Asci clavati; excipula omnino subcuticularia  
 VIZELLA Sacc.  
 (Typ. *Micropeltis conferta* Cooke)
- \*\* Asci clavati; excipula epidermidem elevantia  
 HAPLOPHYSE Theiss.)  
 (Typ. *H. ohnaensis* Theyss.)
- g. Sporidia filiformia; paraphyses praesentes  
 \* Excipula lanciformia, longitudinaliter prominenter lacerata  
 LOPHODERMINA v. H.  
 (Typ. *Hysterium melaleucum* Fr.)
- \*\* Excipula rotundato-angulata, magis distincte laciniatum aperientia  
 COCCOMYCES De Not.  
 (Typ. *Cocc. tumida*  $\beta$  *trigonum* (Fr.))
2. Stroma subcuticulare praesens  
 a. Sporidia hyalina, elongata, bilocularia; paraphyses praesentes; stroma tenue  
 SCHIZOTHYRIOMA v. H.  
 (Typ. *Schizothyrium Ptarmicae* Desm.)
- b. Sporidia duplici fusoidea, unilocularia; paraphyses nullae  
 BIFUSELLA v. H.  
 (Typ. *Rhytisma linearis* Peck)
- c. Sporidia filiformia, paraphyses praesentes  
 RHYTISMA Fr. v. H.  
 (Typ. *Rh. acerinum* Pers.)

### III. Dermopeltineae v. H.

Stroma praesens  $\tau$ . nullum, intraepidermicum

#### 1. Stroma nullum

- $\alpha$ . Excipula supra et infra evoluta; paraphyses praesentes  
 a. Asci pedicellati; sporidia 1-2-loocularia, hyalina; excipula elongata, ostiolo labiis tumidis praedito  
 HYPODERMA Fr.  
 (Typ. *H. Rubi* (P.) DC.)
- b. Asci non pedicellati; sporidia unilocularia, hyalina; excipula ostiolo aperia, irregulariter dehiscencia  
 HYPODERMELLINA v. H.  
 (Typ. *Gloniella sarmentorum* Rehm)
- c. Sporidia unilocularia, elongata, hyalina; excipula rotundato-angulata, operculo distincto laciniatum aperia  
 PSEUDOPHACIDIUM Karst.  
 (Typ. *Ps. Ledi* (Alb. et Schw.) Karst.)

- d. Sporidia hyalina, clavata, infra elongato-acuminata; excipula elongata, non operculata nec ostiolata
- HYPODERMELLA Tub.  
(Typ. Hyp. Laricis Tub.)
- e. Sporidia filiformia
- \* Excipula elongata, lanceiformia, longitudinaliter lacerata
- LOPHODERMELLINA v. H.  
(Typ. Xyloma hysterioides Pers.)
- \*\* Excipula rotundato-angulata, demum laciniatim aperientia
- COCCOMYCELLA v. H.  
(Typ. Placidium quercinum Desm.)
- f. Sporidia brunnea, unilocularia, elongata; operculum sublenticulari
- PSEUDOTROCHILA v. H.  
(Typ. Cryptomyces (Criella) Rhododendri Rac.)
- g. Excipula supra tantum evoluta, stratu basilari hyalino; sporidia hyalina unilocularia
- MACRODERMA v. H.  
(Typ. Rhytisma Curtisi Berk. et Rav.)
- a. Sporidia unilocularia, elongata, brunnea
- NYMANOMYCES P. Henn.  
(Typ. Rhytisma Aceris Laurini Pat.)
- b. Sporidia filiformia
- XYLOMA Pers.  
(Typ. X. salicinum Pers.)

#### IV. Phacidiaceae v. H. (non Auct.)

Fungi subepidermici profunde immersi, in foliis corticibusque parasitici, raro (*Coccomycetella*) in ligno denudato evoluta.

##### I. Stroma praesens

- a. Stroma undique aegre limitatum carbonaceo-parenchymaticum, operculo laciniato praeditum; sporidia elongata, hyalina, unilocularia
- CRYPTOMYCINA v. H.  
(Typ. Sphaeria Pteridis Rebert.)
- b. Stroma hyalino-plectenchymaticum indeterminatum; hymenio longitudinaliter effuso, parvo, ramoso radiatim ordinato, longitudinaliter aperto; sporidia hyalina pluriseptata
- ALDONA Racib.  
(Typ. A. Stella nigra Rac.)

## II. Stroma nullum

- α. Excipulum supra diu clausum, operculo crasso; asci et paraphyses mucosubcartilagineo immersi; sporidia hyalina muralia

HYSTEROPSIS Rehm.  
(Typ. *H. caluigena* Rehm.)

- β. Excipulum supra rimose v. laciniatum aperiens

- a. Sporidia hyalina, elongata unilocularia; excipulum rotundatum

\* Ostiolum margine tumidum; excipulum firmum; stratu basali (plerumque) obscure colorato

PHACIDIUM Fr.  
(Typ. *Ph. lacerum* Fr.)

\*\* Margine non tumido; excipulum tenuior; stratu basali hyalino

NAEVIA Fr.-Rehm  
(Typ. *N. minutissima* (Auerw.) Rehm)

- b. Sporidia brunnea, elongata, unilocularia; excipulum rotundatum

\* Excipulum parietibus firmis donatum

HYMENOBOLUS Mont.  
(Typ. *H. Agaves* Dur. et Mont.)

\*\* Excipulum parietibus tenuioribus donatum

PHAEOPHACIDIUM P. Henn.  
(Typ. *Ph. Escalloniae* Henn. et Lind.)

- c. Sporidia filiformia. In ligno denudato vicens, habitus vero *Coccomyces*

COCCOMYCETELLA v. H.  
(Typ. *Odontotrema belonospora* Nyl.)

- d. Sporidia filamentosa. In ligno denudato non vicens

\* Excipulum elongatum, lanceolatum, longitudinaliter rimosum

LOPHODERMUM Chev.  
(Typ. *Lophoderm. arundinacem* (Sch.) Chev.)

\*\* Excipulum rotundatum, laciniatum dehiscens; asci in mucosum firmo immersi

MOUTONIELLA Penz. et Sacc.  
(Typ. *M. polita* Penz. et Sacc.)

e. Sporidia hyalina transverse uniseptata; excipula pezizacea

\* Parasitæ in foliis. Margine excipuli  
non laciniato

SPHAEROPEZIA Sacc.  
(Typ. Sph. alpina Sacc.)

\*\* In ligno vigentia. Margine excipuli  
irregulariter inæquè dentato

ODONTOTREMA Nyl.  
(Typ. O. minus Nyl.)

## V. Phacidiostromaceæ v. H.

Stroma totam crassitudinem foliorum usque ad anteriorem duarum epidermatum membranam occupans; in caulibus in-et infra epidermide evolutum et in parenchymate corticali profunde immersum.

1. Sporidia unilocularia, elongata,  
hyalina; paraphyses præ-  
sentes; stroma indistincte  
limitatum

PHACIDIOSTROMA v. H.  
(Typ. Xyloma multivalve DC.)

2. Sporidia filiformia

PACHYRHYTISMA v. H.  
(Typ. Rhytisma symmetricum J. Müll.)

3. Sporidia supra clavata, infra fili-  
formi-acuteata, hyalina, u-  
nilocularia

PLACENTUM Ehrh.-v. H.  
(Typ. Pl. Andromedæ (Pers.) Ehrh.)

4. Sporidia 1 (- 2 ?) locularia; stro-  
ma caulicolum indetermi-  
natum

APORHYTISMA v. H.  
(Typ. Xyloma Urticæ Wallr.)

Huc pertinent probabiliter gen. *Criella* (sp. typ. *Cr. austrocaledonica* (Cr.) Sacc.) nec non *Phacidiostromella* v. H. ad iut, in foliis *Symploci* in ins. Java.

## VI. Cryptomycetææ v. H.

Infraperidermici, raro in ligno denudato videntes

I. Infraperidermici

α. Stromatici

Stroma infra hyalinum, peridermio  
adnatum; operculum crassum, lacini-  
atum apertum; sporidia hyalina uni-  
locularia, elongata

CRYPTOMYCES Grev.  
(Typ. Cr. maximus (Fr.) Rehm)

β. Stroma basali præsens v. nullum

a. Sporidia hyalina unilocularia elongata; excipulum rotundato-angulatum,  
laciniatum apertum *Phacidio* conforme

\* Paraphysatum

MYXOPHACIDIUM v. H.

(Typ. Pseudophacidium degenerans Karst.)

\*\* Aparaphysatum

MYXOPHACIDIELLA v. H.

(Typ. Phacidium Betulae Rehm.)

b. Sporidia filiformia uni-plurilocularia

\* Stratu basali hyalino valde incrassato; excipulum parum lateraliter evolutum, tenue

SPOROMEGA Corda

(Typ. Spor. degenerans (Fr.) Corda)

\*\* Stratu basali brunneo, tenue; excipulum lateraliter valde incrassatum

1. Excipulum compressum, rima longitudinali apertum

COLPOMA Wallr.

(Typ. C. quercinum (Pers.) Wallr.)

2. Excipulum rotundatum v. elongatum, laciniatum apertum

THERRYA Penz. et Sacc.

(Typ. Xyloma Pini Alb. et Schw.)

## II. In ligno denudato vigentes

α. Sporidia hyalina elongata, transverse uniseptata; coeternum ut in *Therrya*

XYLOPEZIA v. H.

(Typ. Peziza hemisphaerica Pers.?)

β. Sporidia colorata, muralia

PLEIOSTICTIS Rehm.

(Typ. Pl. propolioides Rehm.)

---

Phacidiales incertae sedis: *Hypodermopsis* Earle (H. Sequoiae), *Graphyllum* Clements (Gr. Chloës).

## Sect. 1. Hyalosporæ

**PHACIDIUM** Fr.—Syll. VIII p. 709, X p. 48, XI p. 431, XIV p. 813, XVI p. 783, XVIII p. 156, XXII p. 742.

1. **Phacidium Gaultheriae** Dearn., Mycologia, 9., 1917, p. 350. — Ascomatibus sparsis, in areolis matricis dealbatis distinctis, stellatum dehiscens 0,7-1,2 mm. diam.; areolis caules penitus v. partim occupantibus, linea elevata cinctis; ascis tereti-clavatis, 90-110 × 10-12; paraphysibus copiosis, linearibus, subinde ramosis; spori-

diis hyalinis, oblique uniseriatis v. sub-biseriatis, 1-nucleatis v. grumosis, 19-22  $\times$  6-6,5.

*Hab.* in ramulis vivis *Gaultheriae Shallon* (Ericaceae), Vancouver Island (J. MACOUN).

2. **Phacidium? Parinari** P. Henn., F. S. Paul. IV (Puttem.), Hedw. v. 7420  
48., 1909, p. 13.—Ascomatibus epiphyllis gregarie effusis, innato-superficialibus, atro-nitentibus, primo clausis, dein rimoso-dehiscen-  
tibus; ascis paraphysatis, clavatis, apice rotundatis, 8 sporis, 80  
 $\times$  7 (plerumque immaturis); sporis oblique monostichis oblongis  
vel ellipsoideis, continnis, hyalinis, ca. 12  $\times$  6.

*Hab.* in foliis *Parinari* sp. (Rosaceae), Morro Pellado, S. Paulo, Brasilia.

3. **Phacidium lignicola** Peek, in N. Y. State Mus. Bull. 157 (1911) p. 30 7421  
et 114 (1912). — Ascomatibus subsuperficialibus, 1 mm. circ. latis,  
orbicularibus vel late ellipsoideis, prominentibus, rugosis, atris, la-  
ciniatim se aperientibus, margine dentibus 3-5 ornatis, disco nigri-  
cante; ascis clavatis, 60-80  $\times$  10-12; sporidiis confertis vel subdi-  
stichis, continnis, rectis vel leviter curvis, oblongis, interdum basi  
leviter attenuatis, hyalinis, 12-15  $\times$  3,5-4.

*Hab.* in ligno decorticato *Populi tremuloidis* (Sa-  
licaceae), Thompsons Lake, Albany co., Amer. bor.

4. **Phacidium simplocinum** Syd., in Syd. et Batl., Ann. Mycol. IX, 1911, 7422  
p. 376.—Ascomatibus hypophyllis, sparsis, maculis indeterminatis  
flavidis plerumque solitarie insidentibus, immersis, dein plus minus  
erumpentibus, 1-2 mm. diam., rotundatis, planiusculis, tandem ir-  
regulariter laciniatim apertis, atris, disco concolore; ascis cylin-  
draceis longe stipitatis, cum stipite 65-100  $\times$  7-10, octosporis; pa-  
raphysibus copiosissimis, filiformibus ascos superantibus, tenuibus,  
1,5-2  $\mu$  latis, septatis apice non incrassatis; sporidiis monostichis,  
ellipsoideis, continnis, hyalinis, 6-9  $\times$  3-5.

*Hab.* in foliis vivis *Symploci* sp. (Symplocaceae), Durjee-  
ling, Indiae Or. (W. MC RAE).

**PHACIDIELLA** A. Pot., Zeitschr. Pflzkr. XXII (1912) p. 147.—Ascomata  
stromate immersa, applanata, rotundata. Asci cylindracei. Sporidia  
monosticha, ellipsoidea, hyalina, 1-2-guttulata. Paraphyses copiosae,  
filiformes, sursum violaceae et epithecium crassiusculum efformantes,  
jodo haud coerulescentes.—Status pyenid. *Phacidiopycnis Malorum*.

1. **Phacidiella discolor** (Mont. et Sacc.) A. Pot. = *Phacidium discolor* 7423  
Sacc., Syll. VIII p. 716.

**PSEUDOPEZIZA** Fuck. — Syll. VIII p. 723, XI p. 431, XIV p. 813, XVI p. 784, XVIII p. 156, XXII p. 743.

1. **Pseudopeziza campestris** Rehm, Ber. Bayer. Bot. Ges. XIII (1912) 7424 p. 167. — Ascomatibus hypophyllis, in areis pallidis late extensis valde copiosis, prominulis, initio clausis, dein applanato-expansis, disco pallido tenuiter marginato, extus glabris, 0,1-0,15 mm. diam.; contextu tenui-parenchymatico, dilute brunneo, siccò rufo-brunneo; ascis fusoides, breviter pedicellatis, octosporis, 50-60  $\approx$  8-10; sporidiis distichis, ellipsoideis, rotundatis, continuis, guttulis duabus majoribus et duabus minoribus praeditis, hyalinis, 14-16  $\approx$  5; paraphysibus indistinctis.

*Hab.* in foliis putrescentibus *Aceris campestris* (Aceraceae), in Prignitz, Brandenburgia (JAAP).

2. **Pseudopeziza Trifolii** (Bernh.) Fuck. — Sacc., Syll. VIII p. 723. — 7425 f. **Trigonellae** Gonz. Frag., Microm. España y Cerdana, in Trab. Mus. Nac. Cienc. Nat. Madrid Ser. Bot. n. 9, 1916. p. 39. — f. *Medicaginis* (Lib.) Sacc. affinis, differt sporulis minoribus, 8-10  $\approx$  3,5-5, monostichis vel subdistichis. — *Hab.* in foliis *Trigonellae monspeliacae* (Leguminosae), prope Madrid (J. COGOLLUDO).

3. **Pseudopeziza Vleugelii** Rehm, in Vleugel, II Beitr. Pilzfl. Umea n. 7426 339 (descriptio nulla); Svensk Bot. Tidskr. 11., 1917, p. 312. — Cnfr. descr. in Syll. XXII p. 745.

**TROCHILA** Fr. — Syll. VIII p. 728, X p. 49, XIV p. 814, XVI p. 785, XVIII p. 158, XXII p. 745.

1. **Trochila Craterium** (DC.) Fr. — Syll. VIII p. 728 — var. **nucleata** 7427 Rehm in Ber. Bayer. Bot. Gesellsch. XIII (1912) p. 125. — Sporidiis plerumque grosse 2-, raro 1-guttulatis.

*Hab.* in foliis *Hederæ*, prope Varone ad Benacum, Italia boreali.

**CAUSALIS** Theissen, Ann. Mycol. 16., 1918, p. 184 (Etym. e *kausalis* seu vesicula carbonacea). — Clypens epidermalis carbonaceus niger nitidus erumpens proeminens; stroma in mesophyllo efformatum album molle. Perithecia phyalaeformia parietibus pallidis mollibus donata, collo periphysato crustam attingentia. Ceterum ut in *Pseudothis*. — Typ. gen.:

1. **Causalis Myrtacearum** (Rick) Theiss., l. c., *Pseudorhytisma Myrtacearum* Rick, Syll. XXII p. 742. — An potius ad Valsaceas adscribendum?

Sect. 2. **Phaeosporae****PHAEOPHACIDIUM** P. Henn. et Lind. — Syll. XIV p. 814.

1. **Phaeophacidium abietinum** Sacc., Nuovo Giorn. bot. it. v. XXVII, 7429  
1920, p. 80.— Ascomatibus gregariis, innatis, erumpentibus sed non  
extantibus, disciformibus, 0,5-0,7 mm. diam., peridermio rupto et  
leviter elevato cinctis, nigris, subceraceis; ascis tereti-clavulatis,  
subsessilibus, 80-95  $\times$  11, filiformi-paraphysatis, octosporis; sporidiis  
oblique monostichis ellipsoideis, 12-13  $\times$  6, fuligineis.

*Hab.* in ramis corticatis, languidis *Abietis grandis*,  
Spokane, Washington, Amer. bor. (SHATTUCK). — *Stictophacidium* et  
*Phaeangio* forte affine, sed revera est *Phacidium* phaeosporum.

Sect. 3. **Didymosporae****KEITHIA** Sacc. — Syll. X p. 49, XXII p. 748.

1. **Keithia thujina** Durand, Mycologia 5., 1913, p. 9, t. 81 fig. 1 \*). — 7430  
Ascomatibus epiphyllis, erumpentibus, orbicularibus v. ellipsoideis,  
pulvinatis, olivaceis v. brunneo-olivaceis, 1-1,25 mm. longis, 0,5  
mm. latis; epidermide supra integra non laciniatim decidenti; ascis  
clavatis, 80-100  $\times$  18-20; sporidiis duobus, brunneo-olivaseentibus,  
ellipsoideo-pyriformibus, septo ad apicem anteriorem inaequaliter  
divisis, punctatis, 22-25  $\times$  15-16, paraphysibus furcatis, septatis,  
clavato-incrassatis, olivaceis.

*Hab.* in foliis vivis *Thujae occidentalis*, Mellen  
Wis., Oconto Co., Amer. bor. (J. J. DAVIS).

**FABRAEA** Sacc. — Syll. VIII p. 735, X p. 50, XIV p. 815, XVIII  
p. 160, XXII p. 748.

1. **Fabraea Sanguisorbae** Jaap, Ann. Mycol. IX, 1911, p. 332.— Asco- 7431  
matibus gregariis in maculis albicantibus hypophyllis insidentibus,  
rotundatis, depressis, disco flavidulo margine pallide brunneo, 0,2-  
0,4 mm. lato; contextu parenchymatico margine in cellulas elon-  
gatas producto; ascis clavatis, breviter pedicellatis, supra parum  
angustatis demumque rotundatis, 50-60  $\times$  9-12, octosporis; jodi ope

\*) Cfr. DURAND, *The genus Keithia*, in Mycol. 5., 1913 p. 6-11 et tab. 81. Mo-  
nendum: *Didymascella Oxycedri* Sacc. et Maire = *Keithia tetraspora* (Ph. et Keith)  
Sacc. et *Propolidium Tsugae* (Farl.) Sacc. = *Keithia Tsugae* (Farl.) Durand, l. c.

poro cyanescente; sporis ellipsoideis, rotundatis, 9-10  $\approx$  4-5, hyalinis unilocularibus, biguttulatis, dein bilocularibus; paraphysibus filiformibus hyalinis, supra 3  $\mu$  cr.

*Hab.* in foliis vivis *Sanguisorbæ officinalis* (Rosaceae), prope Münster Germaniae. — *Fabr. Astrantiae* (Ces.) Rehm proxima sed praecipue sporis minoribus diversa.

2. *Fabraea succinea* Rehm, Ann. Mycol. X, 1912, p. 397. — Ascomatibus in folii pagina late dealbata gregariis, primitus innatis, dein emergentibus, patellaribus, tenuiter marginatis, albo-flavescentibus, 0,15 mm. diam., glabris, parenchymatice flavidule contextis; ascis clavatis, apice rotundatis, 50-54  $\approx$  12, octosporis; sporis oblongis, rectis, triseptatis quaque cellula magniguttata, hyalinis, 15-20  $\approx$  5, distichis; J-; paraphysibus filiformibus, subramosis, 1,5  $\mu$  cr., hyalinis. 7432

*Hab.* in pagina inferiore folii coriacei, Para Brasiliae (BAKER).

**NOTHODISCUS** Sacc., Notae Mycol. XXI p. 38 (N. G. bot. it. 1917) (Ety. *nothos* spurius, h. e. *discomyces* spurius). — Ascomata minuta, subcutaneo-erumpentia, globoso-depressa, excipulo valde crasso, dense parenchymatico, nigro, initio clauso, dein orbiculariter minute aperto et discum infossum sordide albidum ostendente, margine integro. Asci parallele stipati, teretes, breves, subsessiles, aparamphysati sed strato mucoso tenui superne tecti, subtetraspori; sporidia monosticha ellipsoidea diu continua guttulata, dein plasmate bipartito obsolete (ex immaturitate?) bilocularia seu diblasta.

1. *Nothodiscus Antoniae* Sacc., l. c. p. 39. — Ascomatibus gregariis, saepius epiphyllis, nigris, nitidalis, 240  $\mu$  diam., nucleo pallido 80  $\mu$  diam., excipulo nigro 60  $\mu$  crasso; ascis cylindraccis, 50-60  $\approx$  9-10, subtetrasporis; sporidiis ellipsoideis utrinque rotundatis, 15-16  $\approx$  7-8, initio pluri-globoso-guttulatis, dein diblastis, subinde medio lenissime constrictis, hyalinis (maturis?). 7433

*Hab.* in foliis subvivis sed atratis *Veronicae bellidiodidis*, Chanousia, Piccolo S. Bernardo, Italia bor. (ANTON. VANZETTI SACCARDO).

**RHAGADOLBIUM** P. Henn. et Lind. — Syll. XIV p. 816.

1. *Rhagadolobium bakerianum* Saccardo, Notae Mycol. XX in Nuovo Giorn. bot. it. 23., 1916, p. 206. — Ascomatibus hypophyllis hinc inde in soros subsuperficiales pulvinatos, 2-3 mm. diam., 5-7 congestis, totis nigris, initio depresso urceolatis subelausis, 200-350  $\mu$  7434

diam., dein margine eximie laciniato-dentato semper introrsus inflexo subdehiscentibus, coriaceis; excipuli contextu parenchymatico, rigidulo, cellulis pachydermaticis; ascis parallele stipatis, tereti-clavulatis, subsessilibus, apice subrotundatis, octosporis, 50-60  $\times$  14-15; paraphysibus bacillaribus, apice lobulato-capitellatis, capitulo nigricante 14  $\mu$  cr.; sporidiis distichis, breviter fusoides, utrinque obtusulis, 14-16  $\times$  4,7-5, subinde leviter curvis, 1-septatis, non constrictis, e roseolo hyalinis.

*Hab.* in frondibus languidis v. emortuis, *Cyathææ*, Mt. Maquiling, in Ins. Philipp. — A *Rh. Hemilhelie* dignoscitur ascotibus in soros majusculos arcte junctis, paraphysibus apice lobulato-capitato nigro etc.

#### Sect. 4. *Hyalophragmiæ*

**LEPTODOTHIORA** v. Höhn., Ber. deutsch. bot. Ges. XXXVI, 1918, p. 311. — Est *Dothiora* ascis octosporis et sporidiis plerumque hyalophragmiis. — Typus gen.:

1. **Leptodothiora elliptica** (Fuck. nt *Dothiora*) v. Höhnel.

7435

#### Sect. 5. *Hyalodictyæ*

**KEISSLERINA** F. Petrak, Ann. Mycol. 17., 1919, p. 74 (Ety. a Cl. D. K. von Keissler). — Stromata gregaria, effusa crassa non prominentia; ascis polyspori incurvati. Quibus notis a gen. *Dothiora* tantum differt.

1. **Keisslerina moravica** F. Petrak, Ann. Mycol. 17., 1919, p. 74; Fl. Bohe. et Mor. exs. II Ser., Abt. 1., n. 1350. — Stromatibus circa ramulos longe lateque effusis, nigris; ascis crasse clavatis, 80-120  $\times$  18-24, non paraphysatis, apice rotundatis, infra parum angustatis; sporis elongato-fusoides v. subclavatis, 3-v. plerumque 5-septatis, septo medio constrictis demum unum septum long. præditis, rectis v. curvulis, hyalinis, utrinque rotundatis, 15-24  $\times$  4,5-7.

7436

*Hab.* in ramulis siccis *Evonymi europæi*, ad rupes Mont. Surcow prope Mähr. Weisskirchen, nec non in Galizia, Europa media — Socia *Dothichiza Evonymi* Bub. et Kab. quæ status conid. sistit.

#### Sect. 6. *Scolecosporæ*

**RHYTISMA** Fr. — Syll. VIII p. 752, X p. 51, XI p. 433, XIV p. 817, XVI p. 790, XVIII p. 164, XXII p. 749.

1. **Rhytisma acerinum** (Pers.) Fr. — Sacc., Syll. VIII p. 753 — var. **Dasycarpi** Rehm, Ascom. exsicc. fasc. 53 n. 367 b, Ann. Mycol. XI, 1913, p. 395. — Ascis cylindræis apice obtuse acutatis, 150  $\approx$  80, octosporis; sporidiis anguste fusoideis utrinque fortiter acutatis, rectis, non septatis, 60-65  $\approx$  2,5, distichis; paraphysibus filiformibus, 1,5  $\mu$  cr., supra hamatis.

*Hab.* in foliis *Aceris dasycarpi* (Aceraceæ), London Ont., Canada, Amer. bor. (DEARNESS). — Quoad formas específicas biologicas huius speciei, cfr. K. Müller, Ber. deutsch. bot. Ges. XXX, 1912, p. 387 et præcipue in Centralbl. f. Bakter. XXXVI, 1912, p. 67-98, tab. I-IV, ubi distinguuntur: *Rh. acerinum* f. sp. *campestris* K. Müll., *Rh. acerinum* f. sp. *platanoides* K. Müll., *Rhytisma Pseudoplantani* K. Müller.

2. **Rhytisma himalense** Syd. et Butl., Ann. Mycol. IX, 1911, p. 377. — Stromatibus in utraque foliorum pagina erumpenti-superficialibus sparsis rarius confluentibus, pulvinato-discoideis, 3-4 mm. diam., atro-nitidis, carbonaceis, intus pallidis, ex pluribus apotheciis constantibus; apotheciis elongatis, rectis vel curvatis, saepe interrupte concentricis rima distincta dehiscentibus; ascis anguste clavatis, deorsum longe attenuatis, 100-150  $\approx$  9-11, octosporis; paraphysibus copiosissimis, filiformibus,asco longioribus, guttulatis, simplicibus; sporidiis subdistichis, fusoideis, rectis, 1-septatis, non constrictis, saepe deorsum attenuatis, 17-22  $\approx$  2,5-4, hyalinis; stromatibus pycnidiiis (*Melasmiae* sp.) simul præsentibus applanatis, atro-nitidis, 3-4 mm. diam., utraque pagina visibilibus, innatis, lenissime prominulis, tandem rimoso apertis; basidiis dense stipatis, parallelis, brevibus; sporulis ovatis v. ellipsoideis, continuis, hyalinis, 3  $\approx$  2.

*Hab.* in foliis *Ilicis*, verisimiliter *L. dipyrænae* (Aquifoliaceæ), Ranikhet, Kumaon, Himalaya, Indiae or. (E. J. BUTLER). — *Rhyt. Ilicis-latifoliae* P. Henn. proxima sed situatione amphigena nec tantum hypophylla diversa.

3. **Rhytisma Xylostei** Naoumoff, Champ. Oural. I (1915) p. 23, t. I, f. 11 a. b. — Ascomatibus innatis, epiphyllis, maculiformibus, rotundatis v. secus nervos effusis, 5-12 mm. diam., atris, subnitentibus, tuberculato-lirelliformibus; ascis fusoideis v. clavatis, apice acuminatis, 70-82  $\approx$  8-10, octosporis, paraphysatis; sporidiis filiformibus, 50-55  $\approx$  2,7, guttulatis, hyalinis; paraphysibus filiformibus, 2,5  $\mu$  cr., hyalinis.

*Hab.* in foliis *Lonicerae Xylostei* (Caprifoliaceæ), Perm, Ural, Rossia. — Dicitur stat. ascophorus *Melasmiae Loni-*

*ceræ. A Rhyt. lonicericola* valde alienum.

**COCCOMYCES** De Not.— Syll. VIII p. 744, X p. 51, XI p. 432, XIV p. 818, XVI p. 789, XVIII p. 164, XXII p. 750.

1. **Coccomyces vilis** Syd. et Butl., Ann. Mycol. IX, 1911, p. 377. — 7440  
Maculis amphigenis, irregularibus, venis limitatis,  $\frac{1}{2}$ -2 cm. longis, purpureo-marginatis; apotheciis hypophyllis, immersis, paucis in quaque macula, minutissimis,  $\frac{1}{4}$ - $\frac{1}{2}$  mm. diam., circularibus, atris, depressis, rima irregulari dehiscentibus; ascis cylindraco-clavatis, 70-96  $\approx$  5-6,5; paraphysibus filiformibus apice haud incrassatis, sporidiis octonis, filiformibus, hyalinis, ascos longitudine subaequantibus.

*Hab.* in foliis *Mangiferae indicæ* (Anacardiaceae), Malda, Indiae or. (E. J. BUTLER).

2. **Coccomyces Canarii** Rehm, Ascomyc. Philipp. III, in Philipp. Journ. of Sci. VIII (1913) p. 403.— Ascomatibus in maculis foliorum plane exaridis, dilute luteolis, irregulariter circularibus, 0,3-2 cm. diam. sparsis, innatis, epiphyllis, discoideis, convexulis, nigre tectis, nitentibus, 0,3-0,5 mm. diam., primitus clausis dein, epiphyllis tegente laciniato, demudatis, patellaribus, hyalinis; ascis cylindracois. 100  $\approx$  4, apice rotundatis, octosporis, J—; paraphysibus filiformibus, rectis, hyalinis, 1  $\mu$  cr.; sporidiis parallelis, filiformibus, tenuissimis, hyalinis, 0,05  $\mu$  cr.

*Hab.* in foliis *Canarii* (Bursaceae), Luzon Prov. Laguna, Los Baños, ins. Philipp. (M. B. RAIMUNDO).

3. **Coccomyces Ledi** Rehm, Ann. Mycol. XI, 1913, p. 153.— Ascomatibus epidermidi late dealbatae sparsis innatis, orbicularibus, nigris, 0,2-0,25 mm. diam., lenticularibus, primitus clausis, subpapillulatis, dein apice poro simplici, demum 3-4 laciniis discrepto apertis, disco hyalino, excipulo tenuissimo, parenchymatice contexto; ascis clavatis, apice subacutatis, 90  $\approx$  10, octosporis; sporis filiformibus, rectis, simplicibus, hyalinis, -40  $\approx$  1,5, parallele positae, halone mucoso vix conspicuo obtectis; paraphysibus filiformibus, hyalinis, 2  $\mu$  cr.

*Hab.* ad ramulos vivos *Ledi palustris* (Ericaceae), Vesterbotten Sueciae (SYLVÉN).

4. **Coccomyces filicicola** Spegaz., Rel. Mycol. trop. etc. in Bol. Ac. Nac. Ciencias Cordoba, t. 23., 1919, Extr. p. 152. — Maculae difformes indeterminatae majusculae 5-10 mm. diam. albescentes, contra lucem inspectae pellucidae, amphigenae; cupulae parvae amphigenae

innato-superficiales, rotundatae v. vix angulosae atrae, 250-400  $\mu$ ; asci fusoidi inferne modice subtenuiterque pedicellati, dense crasseque pseudoparaphysati, 75-80  $\approx$  10; spora ascorum longitudine, filiformes utrinque acutae, pluriseptatae, hyalinae, 60  $\approx$  1,5.

*Hab.* ad folia emortua putrescentia *Pteridii?* (Filices), prope Apialhy, Brasilia (J. PUIGGARI).

5. **Coccomyces quadratus** (Schm. et Kze) Karst. — Syll. VIII p. 746 — 7414  
var. **philippinus** Rehm, Ascum. Philippin. VII, in Leaflet. of Philipp. Bot. VIII, 1916, p. 2926. — Plane congruit imprimis epiphyllus, eximie quadratus, laciniis 4-apertus, 1-2 mm. latus.

*Hab.* ad folia emortua *Neolitsea* (Lauraceae), in cacumine Mt. Maquiling, Ins. Philippin. (C. F. BAKER). — var. **Arctostaphyli** Rehm in Ber. Bayer. Bot. Ges. XIII (1912) p. 130. — Ascis clavatis, 85-90  $\approx$  5-9; sporidiis acicularibus, sursum obtusis, deorsum acutis, continuis, multiguttulatis, 75-85  $\approx$  2,5-3.

*Hab.* in epiphyllis foliorum marcescentium *Arctostaphyli* *Uvae-ursi* (Ericaceae), Schynige Platte, Helvetia.

6. **Coccomyces Memecyli** Sydow, Ann. Mycol. XII, 1914, p. 570. — 7445  
Apotheciis semper hypophyllis, maculis distinctissimis minutis orbicularibus 2-4 mm. diam. albis v. albido-ochraceis elevato-limitatis insidentibus, paucis (ca. 2-6 in quaque macula), innatis, irregulariter quadratis, rarius trigonis, ad angulos obtusis, atris, parum convexis, primo clausis, demum discum pallide flavidum v. albido-cinereum nudantibus, ca. 0,5 mm. diam.; ascis cylindraco-clavatis, breviter stipitatis, 70-90  $\approx$  8-9,5, octosporis; paraphysibus 1-1,5  $\mu$  latis, ad apicem haud curvatis; sporidiis filiformibus, primitus continuis, dein indistincte pluricellularibus, rectis v. flexuosis, hyalinis, 45-60  $\approx$  1-1,5.

*Hab.* in foliis vivis v. subvivi *Memecyli lanceolati* (Melastomataceae), Antipolo prov. Rizal, Ins. Philippin. (M. RAMOS).

7. **Coccomyces Puiggarii** Spegaz., Rel. mycol. trop. etc. in Bol. Ac. Nac. 7446  
Cienc. Cordoba, t. 23, 1919, Extr. p. 152. — Maculae amphigenae arescenti-albae pellucidae determinatae, areola purpurascente cinctae; ascumata hypophylla 3-10 laxe gregaria saepius subcentralia; primo epidermide tecta dein erumpentia atra 3-5-gona; tenua, 300-450  $\mu$  diam.; asci e fusoido subelavulati, apice obtusi crasseque tunicati, deorsum sensim in pedicello gracili subbrevisculo attenuati, paraphysibus filiformibus parum longioribus obvallati, 110-120  $\approx$  8-10; spora fasciculatae filiformes utrinque acutae non v. pluriguttulatae, 60-75  $\approx$  2-2,5.

*Hab.* ad folia emortua non dejecta *Mirtaceæ*, prope A-piahy, Brasilia (J. PUIGGARÍ).

8. **Cocco-myces dubius** Rehm, Ascom. Philipp. in *Leaftl. of Philipp. Bot.* 7447

VIII, 1916, p. 2926. — Apothecia maculis hypophyllis nigris, 1-2 mm. latis plerumque solitaria, interdum bina innata, hemisphaerica, poro pertusa, non distincte explanata, glabra, 0,4 mm. lata; ascis fusiformibus, longe anguste stipitatis, 70  $\mu$  longis, parte sporifera 35-40  $\times$  10, 8-sporis; sporis fusiformibus, rectis, 1-3-septatis, hyalinis, 20  $\times$  3, parallele juxtapositis, J —. Paraphyses filiformes, apice obtuse curvatae, 3  $\mu$  circa, hyalinae.

*Hab.* ad folia *Fieiminahassae* (Moraceæ), Los Baños, Ins. Philipp. (S. A. REYES). — Exemplaria imperfecte evoluta, apothecia denudata non praebent, potius *Phyllachorae* habitum, attamen hymenii structura fungum ad Phacidiaceas referendum cogitat.

9. **Cocco-myces Kerriae** Stewart, *Phytopath.* VII (1917) p. 405, c. ic. 7448

Ascomatibus hypophyllis vel amphigenis, sparsis vel subaggregatis, punctiformibus, ovatis, nigris, 100-220  $\mu$  latis, primum clausis dein per lacinias plures acutas dehiscentibus; disco griseo; ascis clavatis, apice leniter papillato, 55-74  $\times$  11-13; paraphysibus filiformibus, simplicibus aut ramosis, septatis, apice tumido; sporidiis octonis, linearibus, leviter curvis, hyalinis, continuis vel 1-septatis, 33-48  $\times$  2,8-4. — Status conidicus: maculis numerosis, in ramulis foliisque, minutis, rubro-fuscis, 1-5 mm. latis, saepe confluentibus; acervulis solitariis, amphigenis, subepidermicis, disciformibus; conidiis filiformibus, flexuosis, hyalinis, 1-2-septatis, 40-76  $\times$  3,2-4,8, sporulis serotinis aetumnalibus, hyalinis, continuis, minutissimis, 2  $\times$  0,5 (*Cylindrosporium Kerriae*).

*Hab.* in foliis *Kerriae japonicae* (Rosaceæ), cui noxius, in Amer. bor.

10. **Cocco-myces hiemalis** Higgins, *Science N. S.* v. XXXVII, p. 638 7449

(1913); *Amer. Journ. of Bot.* v. 1, p. 164 (1914), tab. XIV, XVI; Stewart, *Cornell. Univ. Bull.* n. 358, f. 73-74. — Ascomatibus sparsis interdum subaggregatis, punctiformibus, nigris, ovatis v. orbicularibus, primum clausis, deinde in lacinias plures acutas dehiscentibus; disco pallido carneo, 125-210  $\mu$  lat., ascis clavatis, crassiuscule stipitatis, 70-95  $\times$  11-14, octosporis, apice papillato; paraphysibus filiformibus, simplicibus aut ramosis, apice curvato; sporidiis linearibus, 33-45  $\times$  2,5-3,5, simplicibus aut 1-3 septatis.

*Hab.* in pag. inferiore foliorum dejectorum *Pruni avium*, *P. Cerasi*, *P. pennsylvanicae* (Rosaceæ), Ithaca N.

- Y., Amer. bor. — Status conidicus *Cylindrosporium hiemalis* Higg.
11. **Coccomyces lutescens** Higgins, Amer. Journ. of Bot. v. I, n. 4, 7450  
p. 166 (1914), tab. XIV-XVI. — Ascomatibus hypophyllis, sparsis, subepidermicis, erumpentibus, disciformibus, 130-300  $\times$  70-150, luteis v. ferrugineis, primum clausis deinde in lacinias plures acutas dehiscensibus; disco pallido carneo v. griseo; ascis clavatis, crassiuscule stipatis, 70-80  $\times$  14-19, octosporis, apice papillato; paraphysibus filiformibus, simplicibus v. ramosis; sporidiis fasciculatis, linearibus, 35-50  $\times$  3,5-4,5, simplicibus aut 1-3 septatis; conidiis in apotheciis, filiformibus, 50-80  $\times$  2,5-4, uniseptatis.
- Hab.* in foliis dejectis *Pruni serotinae*, *P. virginianae*, *Pr. mahalebii*, Ithaca, N. Y., Amer. bor. — Status conidicus *Cylindrosporium lutescens*.
12. **Coccomyces Prunophorae** Higgins, Amer. Journ. of Bot. v. I, n. 4, 7451  
p. 165 (1914), tab. XIV, XVI. — Ascomatibus hypophyllis, aggregatis v. sparsis, subepidermicis, erumpentibus, disciformibus v. subglobosis, 125-250  $\times$  100-160, nigris, primum clausis deinde in lacinias plures acutas dehiscensibus; disco pallido griseo; ascis clavatis v. cylindraneo-clavatis, fere sporidiis completis 63-87  $\times$  9-12, octosporis, apice papillato; paraphysibus filiformibus simplicibus aut ramosis, septatis; sporidiis fasciculatis, linearibus, 40-60  $\times$  2,5-3,5, 1-3 septatis.
- Hab.* in foliis dejectis *Pruni domesticae* et *Pr. insitiae*, Ithaca N. Y., Amer. bor. — Status conidicus sistit *Cylindrosporium Prunophorae*.
13. **Coccomyces coronatus** (Schum.) De Not. — Syll. VIII p. 744 — fm. 7452  
**Rubi** Rehm in Ber. Bayer. Bot. Ges. XIII (1912) p. 129. — Ascis clavatis, sursum obtuse attenuatis, 150  $\times$  10-12; sporidiis distichis acicularibus, apice obtusis basi acutis, guttulis amplis oleosis repletis, demum septatis, hyalinis, 35  $\times$  2; paraphysibus filiformibus, apice uncinatis.
- Hab.* in caulibus putridis *Rubi fruticosi* (Rosaceae) in Jura (Herbar. Fockel).

**CLITHRIS** Fr. — Syll. II p. 803, IX p. 1027 (Colpoma), XVIII p. 165, XXII p. 751.

1. **Clithris Callunae** (Rehm) Saccardo, *Colpoma (Sporomega) Callunae* 7453  
Rehm, Ber. Bayer. Bot. Gesell. XIII (1912) p. 136. — Ascomatibus sparsis, initio clausis, immersis, epidermidem pustulatim inflantibus, dein laciniatim vel rimose apertis, disco plano luteolo, atro-

marginato, 0,5 mm. diam.; ascis clavatis, apice obtuse attenuatis, circ.  $120 \times 10$ ; paraphysibus filiformibus, septatis, hyalinis,  $2,5 \mu$  er. obvallatis; sporidiis parallele fasciculatis, acicularibus, apice obtusis, basi attenuatis, rectis, hyalinis, continuis, circ.  $40 \times 1,5$ .

*Hab.* in ramulis *Callunae vulgaris* (Ericaceae), prope Weismain in Franconia.

2. **Clithris Clusiae** L. R. Tehon, Bot. Gazette 65., 1918, p. 554, tab. 7454

IX fig. 1-4. — Maculis 0,5-2 cm. diam. e pallidis flavis; ascomatibus obscuris, subepidermicis dein longitudinaliter erumpentibus  $950 \times 468$ ; paraphysibus filiformibus, numerosis, supra in epithecium pallide flavum coalescentibus; ascis elongatis anguste subcylindraceis,  $150 \times 7-8$ , octosporis; sporidiis filiformibus,  $150 \times 1$ , maturis disrumpentibus, e pallide fumosis pallide brunneis.

*Hab.* in foliis dejectis *Clusiae roseae* (Guttiferae), Desecho Island, Amer. bor.

3. **Clithris minor** L. R., Tehon, Bot. Gazette 65., 1918, p. 554, tab. IX 7455

fig. 5. — Maculis e pallidis flavescensibus, 0,5-2 cm. diam.; ascomatibus obscuris minutis,  $624 \times 220$ ; paraphysibus numerosis filiformibus hyalinis, et vix supra ascos in epithecium tenuem hyalinum coalescentibus; ascis elongatis angustis,  $110 \times 7$ , octosporis; sporidiis filiformibus  $110 \times 1$ , maturis disrumpentibus, pallide fumosis.

*Hab.* in foliis *Clusiae roseae* (Guttiferae), Desecho Island, America bor.

4. **Clithris Pandani** L. R. Tehon, Bot. Gazette, 65., 1918, p. 555, tab. 7456

IX fig. 6-7. — Maculis e pallidis flavescensibus, 0,25-6 cm. diam.; ascomatibus parvis obscuris subepidermicis dein erumpentibus,  $570 \times 110$ ; paraphysibus numerosis, ascos superantibus et supra epithecium pallide flavescens efformantibus; ascis elongatis angustis,  $91 \times 7$ , octosporis; sporidiis filiformibus,  $91 \times 1$ , maturis disrumpentibus, pallide fumosis.

*Hab.* in foliis dejectis *Pandani culti* (Pandanaeae), San Juan, Amer. bor.

## Fam. 17. Patellariaceæ Fr.

## Sect. 1. Hyalosporæ

**PSEUDOPHACIDIUM** Karst. — Syll. VIII p. 776, XIV p. 818, XVI p. 791, XVIII p. 169, XXII p. 753.

1. **Pseudophacidium indicum** Syd. in Sydow et Butl., Ann. Mycol. IX, 7457 1911, p. 375. — Ascomatibus sparsis, peridermium elevatibus et tandem disrumpentibus, rotundatis, 1-1,5 mm. diam., discum atrum nudantibus; ascis clavatis, apice rotundatis, breviter stipitatis, 70-85  $\times$  20-28, octosporis; sporidiis oblongo-ellipsoideis v. oblongis, oblique monostichis. distichis v. irregulariter conglobatis, continuis, hyalinis, utrinque rotundatis, 20-30  $\times$  10-11; paraphysibus paucis.

*Hab.* in ramis emortuis, Dehra Dun, Indiae or. (E. J. BUTLER).

**PATINELLA** Sacc. — Syll. VIII p. 769, X p. 52, XI p. 433, XIV p. 818, XVI p. 791, XVIII p. 165, XXII p. 752.

1. **Patinella breckleana** Sacc., Mycologia, 12., 1920, p. 203. — Ascomatibus gregariis, subsuperficialibus, scutellatis, applanatis 0,7-1 mm. diam., nigris, glabris, margine rectiusculo, acuto, disco plano intus flavido, epithecio vero grumoso, atro-fulvo; ascis tereti-clavatis, apice rotundatis, deorsum sensim tenuato-stipitatis, 70  $\times$  11-12, octosporis; sporidiis distichis, fusoides, saepe leniter curvis, utrinque obtusatis, dilutissime flavidis, faretis; paraphysibus filiformibus, hyalinis.

*Hab.* in cortice *A melanchieris alnifoliae*, Whitestone Gully, N. D., Amer. bor. — Affinis *P. inquinanti* a qua differt ascomate 1 mm. lato, disco plano, sporidiis paullo minoribus, paraphysibus aequalibus.

**ODONTOSCHIZON** Sydow, Ann. Mycol. XII, 1914, p. 568 (Etym. *odontos* dens, et *schizo* findo). — Ascomata omnino superficialia, discreta, initio clausa, dein ore dentato dehiscencia, nuda atra, ubique parenchymatice contexta. Asci ellipsoidei, saecati usque clavati, octospori. Paraphyses superne leniter coloratae et epithecium formantes. Sporidia continua, hyalina, ellipsoidea.

1. **Odontoschizon parvulum** Sydow, l. c. p. 568. — Ascomatibus omnino 7459 superficialibus, epiphyllis, sparsis, minutis, punctiformibus, 200-400  $\mu$  diam., 175-275  $\mu$  altis, lata basi sessilibus, applanato-globulosis

usque semiglobosis, initio clausis, dein ore dentato dehiscentibus, postremo ut videtur urceolato-cupulatis, atris, glabris, levibus, ubique parenchymatice contextis (cellulis 8-12  $\mu$  diam.), in sicco duris; ascis primo ellipsoideis, dein saccatis usque saccato-clavulatis, superne rotundatis et leniter incrassatis, 70-120  $\times$  25-45, octosporis; paraphysibus ascos longe superantibus, superne leniter dilatatis et brunneolis, epithecium formantibus, 2-2,5  $\mu$  latis; sporidiis distichis v. oblique monostichis, ellipsoideis, continuis, rotundatis, hyalinis, 18-23  $\times$  11-15.

*Hab.* in foliis *Quercus ovalis*, Angat prov. Bulacan, Luzon, Ins. Philippin. (M. RAMOS).

**NESOLECHIA** A. Mass. — Syll. X p. 53, XVIII p. 170.

1. **Nesolechia cerasina** Müll. Arg. in Durand et Pitt., Prim. Fl. Costar. I 7460 p. 72; Vouaux, Bull. Soc. Mycol. de Fr. 1913, p. 416.— Ascomatibus superficialibus, primum leniter concavis, dein planis, immarginatis, nigris, circularibus v. leniter angulosis, 333-500  $\mu$  circ. diam.; contextu brunneo-cerasino sub microscopio; ascis angustis, tunica apice incrassata, 4-8 sporis; paraphysibus crassis agglutinatis; sporidiis submonostichis, sphaeroideis, v. sphaeroideo-ellipsoideis, 7-9  $\times$  6-7,5; hymenio toto brunneo-cerasino.

*Hab.* in thallo *Physciae pictae* var. *Sorodiellae*, ad cortices vivos, prope San José, Costa Rica.

2. **Nesolechia scabridula** (Müll. Arg.) Vouaux, Bull. Soc. Mycol. de Fr. 7461 1913, p. 408, *Lecidea* (v. *Lecidella*) *scabridula* Müller Arg., Lichens de Granges rec. par Wolf, p. 8.— Apotheciis emergentibus, mox emergenti-superficialibus, eis *L. supersparsae* Nyl. similibus, margine tantum crassiore et magis elevato, rugosis, nigro-brunneis, udis submollibus; ascis anguste cylindraceutis, octosporis; paraphysibus minutis, facile separantibus; sporidiis oblongo-ellipsoideis, hyalinis, simplicibus, 9-11  $\times$  3-4; epithecio brunneo, thecio hyalino, hypothecio hyalino, basi brunneo.

*Hab.* in thallo *Placodii nodulosi*, prope Granges Valais medio, Helvetiae (WOLF).— *N. cladoniariae* et *N. oxysporellae* peraffinis.

3. **Nesolechia Halacsyi** Steiner, Prodr. Flechtenfl. Griech. Festl. p. 155. — 7462 Ascomatibus sparsis v. aggregatis, emergentibus, parum convexis et immarginatis, sordide brunneo-nigris, 400  $\mu$  diam.; excupulo intus nigro, brunneo-violaceum v. brunneo-viridem nutante; ascis clavatis, tunica supra mediocriter incrassata, octosporis; paraphysi-

bus filiformibus, varie incurvatis et contextis, septatis, ramosis, laxiusculis, sursum medioeriter inflatis; sporidiis varie ellipsoideis rectis v. curvulis, hyalinis, simplicibus, 8-16  $\times$  4-6; epithecio nigro ad brunneo-violaceum v. brunneo-viridem vergenti; thecio subhyalino, plus minus flavo-aurantiaco tincto, hypothecio hyalino v. flavo-aurantiaco v. brunneo-violaceo.

*Hab.* in thallo *Rhizocarpi geographici*, Cyllene (HALACSY), Oeta (NIDER), Graecia. — *N. verrucariae* affinis.

4. **Nesolechia Coccocarpiae** Müller Arg., Lich. Beitr. XXVI in Flora 7463 1887, p. 397. — Ascomatibus nigris v. obscure nigro-brunneis, 250-333  $\mu$  diam., crassiusculis, emergenti-superficialibus demum disco plano immarginato praeditis; ascis octosporis; paraphysibus crassiusculis; sporidiis distichis, ellipsoideo-fusoideis, utrinque obtuse angustatis, hyalinis, simplicibus, 13-15  $\times$  4-5; epithecio nigro-olivaceo; thecio et hypothecio hyalinis.

*Hab.* in thallo *Coccocarpiae aurantiacae*, Russell River, Australia or. (W. SAYER). — A *N. imponentis* colore tantum diversa et *N. oxysporizae* magnitudine sporidiorum.

5. **Nesolechia perforans** (Stitzb.) Vouaux, Bull. Soc. Mycol. de Fr. 1913, 7464 p. 406, *Lecidea perforans* Stitzenb., Lichen. Afr. p. 192. — Ascomatibus gregariis, erumpentibus, anulo thallino circinnante crenulato circumdatis et tunc habitu Lecanoroideo, immarginatis, intus extusque nigris, 200-400  $\mu$  diam.; ascis globulosis, octosporis; paraphysibus agglutinatis; sporidiis late ellipsoideis, simplicibus, hyalinis, 7-11  $\times$  5-6; epithecio brunneo, hypothecio brunneo-nigro.

*Hab.* in thallo *Parmeliae perforatae*, Transvaal Africae austr. (MAC LEA). — *Nes. thallicolae* proxima.

6. **Nesolechia oxysporiza** Steiner, Prodr. Flechtenfl. Griech. Festl. p. 7465 156. — Vouaux, Bull. Soc. Mycol. de Fr. 1913 p. 412. — Ascomatibus primum immersis dein emergentibus demumque superficialibus, primum margine tenui praeditis dein mox parum convexulis et immarginatis, nigris, opacis, circularibus, 350  $\mu$  diam.; excipulo brunneo-purpureo v. brunneo-violaceo; ascis clavatis, tunica apice parum incrassata, octosporis, 40-50  $\times$  18; paraphysibus agglutinatis, basi irregularibus, supra regulariter filiformibus, septatis et apice parum inflatis; sporidiis ellipsoideis utrinque acutis, hyalinis, simplicibus, 14-17  $\times$  5-6; epithecio obscure cyaneo-viridi; thecio plus v. minus pallide cyaneo-virescenti; hypothecio incoloro v. vix flavidulo. J. ope hypothecio flavo, thecio sordide violaceo, ascis sordide vinosis.

*Hab.* in thallo *Lecanora e polytropae*, Godanam, Graecia (NIDER). — *N. imponentis* et *supersparsae* valde affinis.

7. **Nesolechia diversispora** Grelet, Notes Mycologiques, in Le Monde des Plantes, XVIII, 1917, n. 107, p. 51, cum icon.— Receptacula sparsa vel gregaria, erumpenti-superficialia, sessilia, ceraceo-coriacea, 300-500  $\mu$  diam., nigra, rarius castaneo-vel olivaceo-nigra, primo depressula vel subconcaua, margine crasso prominente, dein applanata, subconvexula, disciformia, disco tenuiter ruguloso; thecae late clavatae, apice rotundatae et incrassatae, basi attenuatae, 8-sporae, rarius 4-6-sporae, 45-65  $\times$  18-25; paraphyses copiosissimae, simplices vel ad basim divisae, septatae, obtusae, ad apicem non aut vix incrassatae, lineares, nodulosae vel ramulosae, 2-3  $\mu$  crassae, hyalinae; sporae subdistichae vel inordinatae

*Hab.* hieme ad thallum *Lecanora e* cujusdam, in ligno pineo v. abietino fabrefacto, Savigné, Vienne, Gallia. — Hymenium jodi ope intense caeruleescit.

8. **Nesolechia frigidella** (Nyl.) Vouaux, Bull. Soc. Mycol. de Fr. 1913, p. 414, *Lecidea frigidella* Nylander, Flora 1868, p. 473.— Ascomatibus convexis, rugulosis, immarginatis, udis rubridis, siccis brunneis, 0,3-0,5 mm. diam.; ascis piriformiter ventricosis, octosporis; paraphysibus fortiter agglutinatis; sporidiis ellipsoideis, hyalinis simplicibus, 18-23  $\times$  11-12; epithecio fulvo-cyaneo submetallico, hypothecio concolori.

*Hab.* in thallo vetusto indeterminabili, Laponia, Europa bor. (NORRLIN).

**DISCOCERA** A. L. Smith et J. Ramsb., Trans. Br. Myc. Soc. VI p. 48 (1917).— (Etym. *discos* et *cera*). — Ascomata parasitica, sessilia, immarginata, colorata, firma ceracea; disco potellato dein plano-convexo. Asci clavati supra rotundati, inoperculati, 8-spori; paraphyses tenerae supra ramosissimae epithecium densum formantes; sporidia ellipsoidea, continua, hyalina.— Sporidiis majusculis ad Humariam accedit, sed ascis inoperculatis et epithecio *Nesolechiae* affine genus videtur.

1. **Discocera lichenicola** A. L. Sm. et Ramsb., l. c.— Ascomatibus subrotundis, ad 1,5 mm. lat., fusco-coccineis, glabris; ascis elongato-clavatis 140  $\times$  20, membrana 12  $\mu$  cr., jodi ope vinoso-rubescensibus; paraphysibus tenerrimis, 1  $\mu$  cr., septatis, supra saepissime ramosis, interdum irregulariter nodosis, hyalinis, guttulatis, granulosis ad basim coalitis; sporidiis levibus, intus roseo-hyalinis,

guttulatis, 20-26  $\times$  10-13.

*Hab.* ad thallum *Lichenum* supra saxa, Treborough, Somerset  
Britanniae (W. WATSON).

**RHYMBOCARPUS** Zopf. — Syll. XIV p. 819.

1. **Rhymocarpus Geographici** (Steiner) Vouaux, Bull. Soc. Mycol. de 7469  
Fr. 1913, p. 419, *Nesolechia Geographici* Stein., Beitr. Lich. Griech.  
und Egypt. etc. p. 161.—Ascomatibus gregariis, minutissimis, 0,1-  
0,15 mm. diam.; ascis cylindræis v. subcylindræis, octosporis;  
paraphysibus filiformibus connatis; sporidiis oblique monostichis  
rhomboideis v. fusoideis, utrinque acutis, hyalinis, simplicibus, 9-  
11  $\times$  3,4-4; epithecio obscure viridi v. olivaceo, hypothecio incolori.  
*Hab.* in thallo *Rhizocarpigeographici*, in *M.*  
*Penthelico*, Graecia (STEINER).—*Rhiz. punctiformi* Zopf valde affinis  
et verisimiliter synonymus, sed species Steineri anterior.

**BIATORELLA** De Not.—Syll. VIII p. 469, X p. 23, XIV p. 31 et 820.

1. **Biatorella elegans** (Zwackh) Rehm, Discom. p. 305; Sacc., Syll. XX 7470  
p. 1194, *Biatora elegans* Zwackh, Lich. exs. n. 344.  
*Hab.* in corticibus *Robiniae*, *Ulmii*, *Tiliae*, *Fra-*  
*xini*, in Europa — Observante ipso cl. Rehm l. c., potius *Liche-*  
*nis* species, aequae ac *Biatorina sublutea* Rehm, Ascom. Philipp. III  
in Philipp. Journ. of Sc. VIII (1913) p. 404.

**TROMERA** Mass.—Syll. VIII p. 469. — Syn., sec. Cl. Maire, *Comesia*  
Sacc., Syll. VIII p. 468.

1. **Tromera fossarum** (Duf.) R. Maire, Bull. Soc. Hist. Nat. Afrique 7471  
du Nord, IX, 1918, p. 18, *Lecidea fossarum* Duf., Fl. Lichen. Europ.  
1831, p. 264, *Biatorella fossarum* (Duf.) Rehm (ut Lichen). — Se-  
cundum Cl. R. Maire, huc pertinet *Comesia guttata* R. Maire, Myc.  
bor. afr. fasc. III n. 297 (1917).

## Sect. 2. Phaeosporae

**LAGERHEIMA** Sacc. — Syll. X p. 55, XXII p. 754.

1. **Lagerheima dermatoides** Rehm, Ascom. Philippin. VII, in Leaflet 7472  
of Philipp. Bot. VIII, 1916, p. 2928.—Apothecia in caespitulis 2-3  
mm. latis connata, primitus innata, 2-3 arete congregata, dein  
erumpentia, atra, glabra, patellaria, crasse marginata, versus ba-  
sim elongata, 0,3-1 mm. diam., parenchymatice ex cellulis longitu-

dinalibus fuscis parenchymatice contexta, crasse dermatoidea, sicca corrugata; ascis clavatis, apice rotundatis, crasse tunicatis, 80-90  $\approx$  12, 8-sporis, J—; sporis ellipsoideis, 1-cellularibus, haud guttatis, subfuscis, 12-15  $\approx$  7-8, 1-2-stichis. Paraphyses epithecium fuscum formantes, non discretæ.

*Hab.* ad ramum emortuum *Derris philippinensis*, Los Baños, Ins. Philipp. (C. F. BAKER).

2. *Lagerheima carbonicola* Torrend, Champ. Congo belge, Bull. Jard. Bot. Bruxelles IV, 1 (1913) p. 29. — Sparsa vel gregaria, atro-cinerea,  $\frac{1}{2}$ -3 mm. lata, in sicco margine involuto; ascis tereti-clavatis, 90-120  $\approx$  6-9, subhyalinis vel dilute lateritiis, in acervo brunneo-lateritiis; paraphysibus linearibus; sporidiis monostichis ellipsoideis vel obovatis, large ocellatis, 10-12  $\approx$  5-6, dilute fuliginis vel olivaceis.

*Hab.* ad ligna densa, Kisantu, Congo (H. VANDERYST). — *L. pilosae* Syd. proxima, cujus forte est forma glabra.

### Sect. 3. Didymosporæ

**PATELLEA** Fr.— Syll. VIII p. 783, XIV p. 820, XVIII p. 173, XXII p. 755.

1. *Patellea oreophila* Ch. E. Fairman, Mycologia 10., 1918, p. 253. — Ascomatibus sessilibus, sparsis, primum ligno fibrilloso immersis v. limitatis dein erumpenti-superficialibus, lecideiformibus, tenuiter marginatis, nigris, 0,5-1 mm. diam.; ascis clavato-cylindræis, apice rotundatis breviter stipitatis, octosporis, 60-80  $\approx$  10-12, jod. ope —; paraphysibus numerosis filiformibus vix 1-1,5  $\mu$  cr. simplicibus raro ramosis, undulato-flexuosis, apice non expansis; sporidiis biserialis, fusoides demum falcato-sigmoideis, apicibus subacutis, sub medio uniseptatis non constrictis, e hyalinis pallide virentibus, 27-30  $\approx$  4-7; excipulo brunneo.

*Hab.* in ramis vetustis decorticatis *Symphoricarpi oreophili*, Ute Park Colfax C., 2200-2900 m. alt., New Mexico, Amer. bor. (P. C. STANDLEY). — Gonidiis lichenum nullis.

2. *Patellea californica* Rehm, Ascomyc. Exsicc. fasc. 49 n. 1960, Ann. Mycol. X, 1912, p. 55. — Apotheciis in ligno late fuseato gregarie sessilibus, primitus globoso-clausis, dein patellaribus, tenuissime marginatis, demum lecideiformiter explanatis, disco subconvexulis, nigris, ceræeis, 0,2-0,5 mm., glabris, excipulo parenchymatico, fusco, crasso; ascis clavatis, apice rotundatis, 80-90  $\approx$  7-9, J—, octosporis;

sporis cylindræis, rectis v. subcurvatis, utrinque obtusis, medio septatis, non constrictis, hyalinis, 10-12  $\times$  2,5, distichis; paraphysibus filiformibus, 1,5  $\mu$ , apice clavatis, 3-4  $\mu$  cr., fusco-violaceis, epithecium formantibus; hypothecio dilute fuscidulo.

*Hab.* in Adenostomate fasciculato emortuo, prope Clermont California, Amer. bor. (C. F. BAKER).

**PACHYPATELLA** Theiss. et Syd., Ann. Mycol. 13., 1915, p. 228 et 668.—

Ascomata erumpenti superficialia, solitaria v. caespitose aggregata, irregularia, rotundata usque oblonga v. lobata, atra, crassa, primitus globosa, dein discum planum marginatum denudantia, ceraceo-cornea. Asci octospori, parve paraphysati. Sporidia phaeodidyma. Epithecium fuscum.

1. **Pachypatella Alsophilae** (Rac.) Th. et Syd., l. c., *Hysterostomella Alsophilae* Rac., Syll. XVI p. 656.—Syn. *Discodothis lobata* Syd., Philipp. Journ. of Sc., C. Bot. 1913, VIII n. 6, p. 495 cum icon. 7476

**KARSCHIA** Körb. — Syll. VIII p. 779, X p. 56, XI p. 434, XIV p. 820, XVI p. 792, XVIII p. 176, XXII p. 755.

Subg. *Eu-Karschia* Sacc. 1905, Syll. XVIII p. 176

1. **Karschia andicola** Speg., Mycet. Argent. VI, Anal. Mus. Nac. Buenos Aires XXIII (1912) p. 103. — Ascomatibus laxè gregariis, orbicularibus, 300-500  $\mu$  diam., glabris, margine acutis saepius denticulatis, extus nigris, disco atro-olivaceo, contextu opaco indistincto; ascis clavatis, apice crasse tunicatis, breviter crasseque pedicellatis, 55-60  $\times$  16-20, paraphysibus filiformibus, longioribus, apice incrassato-corrugatis, nigricantibus coalescentibusque cinetis, octosporis; sporidiis di-tri-stichis, subellipsoideis, medio septatis, non constrictis, fuligineis, 16-20  $\times$  7-8, loculis aequilongis, supero semper nonnihil crassiore saepius grosse 1-guttulatis. 7477

*Hab.* in ramis dejectis putrescentibus, decorticatis, sordide cinerascensibus *Prosopidis alpataeo*, circa Potrerillos prope Mendoza, Argentina.

Subg. *Karschiella* Sacc. 1905, Syll. XVIII p. 177

(= *Epilichen* F. E. Clements, Genera of Fungi 1909, p. 69, 174).

2. **Karschia brachyspora** (Müll. Arg.) Vouaux, Bull. Soc. Mycol. de Fr. 1913, p. 460, *Lecidea brachyspora* Müll. Arg., Proc. Roy. Soc. Ed. 1881-1882 p. 464.—Ascomatibus superficialibus, plano-subdepres-

sis, margine elevato et nitido, disco plano, nudo opaco; nigris, 0,25-0,33 mm. diam.; ascis plerumque esporis; sporidiis 7-9  $\times$  4,5-6,5; epithecio brunneo, thecio hyalino, hypothecio supra hyalino, coeterum nigro-brunneo.

*Hab.* in thallo *Buellia einnatae* (Lichenes), Socotora, Africa or. (SCHWEINFURTH).— *K. leptolepis* proxima.

3. **Karschia Sordiola** Steiner, Prodr. Flecht. Griech. p. 162, Vouaux 7479

Bull. Soc. Mycol. de Fr., 1913, p. 459. — Ascomatibus primum solitariis, dein mox emergentibus et 2-14 gregariis maculas parvas nigras suborbiculares efformantibus; thallo matrici parum mutato; disco plano verruculoso; margine primum crasso, dein tenui sed persistenti, opacis, nigris, circularibus, 0,4 mm. diam. et ultra; ascis claviformibus, tunica supra mediocriter incrassata, octosporis, 50-58  $\times$  16-20; paraphysibus filiformibus, apice inflatis et septatis subcollabescentibus; sporidiis ellipsoideis primum hyalinis dein brunnescentibus demum obscure brunneis, 1-septato-constrictulis, 10-13  $\times$  6-8; epithecio nigro-brunneo; thecio hyalino, hypothecio subhyalino demum brunneo-pallido.

*Hab.* in thallo *Lecanora sordidae*, Graecia (NIDER).

4. **Karschia linitaria** Vouaux, Bull. Soc. Mycol. de Fr. 1913, p. 449. — 7480

Ascomatibus gregariis, superficialibus, primum sphaeroideis et punctiformibus demum late apertis, margine crasso et integro praeditis, nigris, circularibus, 140-260  $\mu$  diam.; excipulo brunneo, pseudoparenchymatico e cellulis confertissimis 6-8  $\mu$  cr. constituto; ascis clavatis, breviter pedicellatis, apice late rotundatis, tunica tenui praeditis, octosporis, 50-52  $\times$  10-12; paraphysibus parum septatis et ramosis, filiformibus, 1  $\mu$  cr., cellula irregulariter inflata castanea 3  $\mu$  cr. terminatis; sporidiis distichis ovoideo-elongatis, utrinque rotundatis, brunneis, uniseptato-constrictulis, loculo inferiori saepe breviori, 10-13,5  $\times$  4-5; epithecio castaneo, thecio hyalino v. pallide flavido-fulvo, hypothecio castaneo.

*Hab.* in thallo *Lobariae linitae*, Mereya in Sagalien (ABBÉ FAURIE).

5. **Karschia Glomelliferae** (Harmand) Vouaux, Bull. Soc. Mycol. de Fr. 7481

1913, p. 446, *Lecidea Glomelliferae* Harmand, Cat. Lich. Lorr. p. 427. — Ascomatibus sparsis, primum immersis et punctiformibus demum subsuperficialibus, disco diu plano parum zigrinato dein convexo, opaco, margine parum lucido subpersistente, regulariter circularibus, nigris, 1 mm. et ultra latis sed plerumque 0,3-0,6 mm. latis; excipulo crassiusculo, brunneo, pseudoparenchyma-

tico e cellulis polygoniis basi 4-5  $\mu$  cr. supra 5-8  $\mu$ , margine parum elongatis; ascis clavatis, breviter pedicellatis, supra late rotundatis ibique tunica crassiori praeditis, octosporis, 50-60  $\approx$  14-18; paraphysibus agglutinatis septatis, supra ramosis, 1,5-1,75  $\mu$  cr., apice cellula ovoideo-subclavata brunnea terminatis, 2,5-5  $\mu$  cr., sporidiis subdistichis, utrinque late rotundatis, brunneis, 1-septatis constrictulis v. non, loculo inferiori saepe parum angustiori, 9-14  $\approx$  6-8 (Harmand: 8-13,6  $\approx$  6,6-8,5); epithecio brunneo, thecio hyalino; hypothecio brunneo-nigrescenti versus basim ascorum leniter olivaceo tincto.

*Hab.* in thallo *Parmeliae glomelliferae*, Docelles in Vogesibus (CLAUDEL et HARMAND).

6. *Karschia Pertusariae* Vouaux, Bull. Soc. Mycol. de Fr. 1913, p. 7482 453. — Ascomatibus sparsis, satis numerosis, mox superficialibus; primum et diu margine crasso elevato et tunc subperitheciiformibus, demum disco plano et margine crasso et regulari praeditis, circularibus, nigris, 150-240  $\mu$  diam.; excipulo obscure brunneo, crasso, pseudoparenchymatico e cellulis confertis polygoniis 4  $\mu$  circ. cr. margine parum longioribus constituto; ascis clavatis pedicello longinseculo nodoso praeditis, apice rotundatis et tunica crassiori donatis, octosporis, raro esasporis v. pentasporis, 46-50  $\approx$  11-13; paraphysibus septatis, praecipue ad apicem, ramosis, 1-1,5  $\mu$  cr., cellula clavata brunnea 2-3  $\mu$  terminatis; sporidiis distichis ovoideis v. ellipsoideo-oblongis, utrinque late rotundatis, raro inaequilateralibus, brunneis, 1-septato-constrictulis, loculo inferiori parum angustiori, 12-14  $\approx$  5-6,5; epithecio brunneo, thecio et hypothecio flavidis v. hyalinis.

*Hab.* in thallo *Pertusariae* (Lichenes), Cerro Azul (2000 m. alt.), Morèlia, prope Mexico (BROUARD). — *K. talcophila* et *Bayerhofferi* proxima

7. *Karschia talcophila* Ach. — Syll. VIII p. 782 — var. *irregularis* 7483 Vouaux, Bull. Soc. Bot. Fr. LVIII (1911) Mèm. 22, p. 69. — A typo differt figura ascomatum, primum globosa atque oclusa dein valde irregularis disco vix defecto, nec non mensura sporidiorum, 20-25  $\approx$  7-10.

*Hab.* parasitica in thallo *Pertusariae albescens*, ad truncos *Sabiniae* in ins. Canar.

8. *Karschia Ricasoliae* Vouaux, Bull. Soc. Mycol. de Fr. 1913, p. 448. — 7484 Ascomatibus sparsis, primum punctiformibus et parum immersis mox superficialibus et urceolatis, dein planis et tenuiter revolutis

demum immarginatis, sed planis v. tantum leniter convexulis, nigris, regulariter circularibus, 0,5-0,4 mm. diam.; excipulo obscure brunneo rubrido tincto, crasso, pseudoparenchymatico e cellulis basi latioribus et pallidioribus ibique usque ad 14  $\mu$  latis, margine minoribus confertioribus obscurioribusque ibique 5-6  $\mu$  cr.; ascis clavatis breviter v. longiuscule crasseque pedicellatis, apice late rotundatis, membrana præcipue ad apicem crassiori, octosporis, 46-64  $\approx$  10-14; paraphysibus agglutinatis, parum septatis, basi ramosis, 1  $\mu$  cr., apice irregulariter incrassatis, 2,5-4  $\mu$ , fulvis; sporidiis subdistichis, cylindraceis v. clavulatis, utrinque rotundatis, rectis v. curvulis, primum simplicibus hyalinis, dein coloratis, demum brunneis et bilocularibus, septo non v. parum constrictis, loculo inferiori sæpe angustiori, 12-17  $\approx$  3-5; epithecio et hypothecio brunneo-fulvo v. brunneo-rubrido; thecio hyalino.

*Hab.* in thallo *Ricasoliae*, Campanario et Cerro Azul (2-2,300 mm. alt.), prope Morélia, Mexico (BROUARD).

9. *Karschia crassarìa* Vouaux, Bull. Soc. Mycol. de Fr. 1913, p. 456. — 7485

Ascomatibus 2-5 aggregatis, raro solitariis, primum immersis et punctiformibus dein emergentibus et tenuiter marginatis, demum fere superficialibus, valde convexis et immarginatis, subcircularibus, nigris, 0,1-0,2 mm. diam.; excipulo tenui, brunneo, pseudoparenchymatico e cellulis polyedricis parvis 3-4  $\mu$  cr. efformato; ascis clavatis breviter crasseque pedicellatis, apice late rotundatis, tunica apice valde incrassata, octosporis, 46-50  $\approx$  16-20; paraphysibus agglutinatis, septatis, apice multo ramosis 1  $\mu$  cr., cellulis 1 v. 2 rotundatis ultima brunnea, 4-6  $\mu$  cr., terminatis; sporidiis inordinatis, oblongis, utrinque late rotundatis, rectis v. curvulis, brunneis, 1-septatis non constrictis, plerumque 2-guttulatis, 13-16  $\approx$  4,5-6; epithecio et hypothecio obscure brunneo; thecio hyalino.

*Hab.* in thallo *Squamariae crassae*, Birin, Algeria merid. (SEURAT). — *K. tegularum*, *pulverulentae*, *epiconcolori* proxima.

10. *Karschia episemoides* (Nyl.) Vouaux, Bull. Soc. Mycol. de Fr. 1913, p. 462, *Lecidea episemoides* Nyl., Lich. Angol. Welw. p. 10. — 7486

Ascomatibus convexis immarginatis, quandoque planis et margine vix visibili, intus extusque nigris, 0,2-0,3 mm. diam.; excipulo rubro-cerasino, basi nigrescente; ascis cylindraceis v. cylindraceo-atenuatis, 8-sporis, 10-11  $\mu$  latis; paraphysibus agglutinatis; sporidiis monostichis, ellipsoideis v. oblongis, brunneis, uniseptatis, septo quandoque inconspicuo, 12-14  $\approx$  5-7; thecio rubro-cerasino, epithecio parum obscuriori v. subconcolori, hypothecio anguste brunnescenti.

*Hab.* in thallo *Tremotylli angolensis*, Angola (WELWITSCH).

11. *Karschia anziana* (Rehm) Vouaux, Bull. Soc. Mycol. de Fr., 1913, 7487 p. 455, *K. talcophila* var. *anziana* Rehm in Rabh., Cr. Fl. Pilze III, Discom. p. 356. — *A. talcophila* recedit hypothecio flavido (v. castaneo-brunneo), ascis 80  $\approx$  18-20 (v. 66-73  $\approx$  18-23), sporidiis 15-20  $\approx$  7-9 (v. 16-20  $\approx$  8-10).

*Hab.* in thallo *Ureolariae seruposae* var. *gypsaceae* (Lichenes), St. Pons, Herault, Gallia (A. DE CROZALS). — *K. pulverulentae* affinis.

**RAVENELULA** Speg. — Syll. VIII p. 782.

1. *Ravenelula boliviensis* Spegazz., An. Soc. Cient. Argentina, t. 90., 7488 1920, p. 28. — Ascomatibus sparsis v. laxe gregariis, ligno nudato insidentibus fere hemisphaericis, minutis coriacellis, 250-300  $\mu$  diam., apothecio sordide fusco disco atro-olivascense, glabris levibus; ascis obovatis v. obovato-clavatis, antice obtuse rotundatis crasseque tunicatis, postice sensim cuneatis ac in pedicello brevi attenuatis, 50-55  $\approx$  15-18, 24-32-sporis, paraphysibus subfiliformibus densis longioribus apice incrassatis et fusco nodulosis obvallatis; sporidiis parvis 3-4-stichis, ellipsoideis, utrinque obtusis, medio 1-septatis non constrictis, loculis 1-guttulatis, levibus fuliginis, 10-12  $\approx$  4; contextu apothecii, ascorum membrana nec non paraphysibus, jodi ope intense coerulescenti; gonidiis non inventis.

*Hab.* in foliis *Erythroxyli Coca*, Bolivia, Amer. austr.

**MELASPILEA** Nyl. — Syll. X p. 58, XVI p. 793, XVIII p. 179. — Syn.

*Pleospilis* F. E. Clements, Genera of Fungi 1909, p. 69, 174 (= *Spiromela* Sacc. 1905, Syll. XVIII p. 179).

1. *Melaspilea epigena* Müll. Arg., Lieb. Parag. p. 20; Vouaux, Bull. Soc. Mycol. de Fr., 1913, p. 472. — Ascomatibus sparsis v. gregariis, superficialibus, lirelliformibus, oblongo-ellipsoideis v. fusoides, plerumque utrinque acutis, disco primum clauso dein late aperto et plano, nigris, 0,2 mm. lat.; excipulo integro, crassinseulo; ascis octosporis; paraphysibus validis, septatis, clavatis et apice brunneo-nigris; sporidiis ovoideis, mox brunneis uniseptatis, 10-12  $\approx$  5; epithecio brunneo.

*Hab.* in thallo *Leptotrematis mastoidei* (Lichenes), prope Assumption, Paraguay (MÜLLER).

2. **Melaspilea asteriscus** (Müll. Arg.) Vouaux, Bull. Soc. Mycol. de Fr. 7490 1913 p. 473, *Melanographa asteriscus* Müll. Arg., Flora 1882, p. 519. — Ascomatibus arete gregariis et greges stellatos efformantibus, 330-600  $\mu$  diam., superficialibus, subconoideis, nigris, nudis, medioeriter elongatis, subrectis, angustissimis, apice indistincte apertis; excipulo basi non dilatato, hymenio subconoideo; ascis oblongo-ovoides, tunica apice fortiter incrassata, 4-8 sporis; sporidiis primum hyalinis, dein brunneis, uniseptatis,  $9 \approx 3,5$ .

*Hab.* in thallo *Peltigera e dolichorrhizae*, Nova, Hollandia austro-orient. (FINDLEY).

3. **Melaspilea tenellula** (Müll. Arg.) Vouaux, Bull. Soc. Mycol. de Fr., 7491 1913, p. 474, *Melanographa tenellula* Müll. Arg., Flora 1883 p. 356. — Ascomatibus lirelliformibus et parum stellatim divisus v. furcatis, nigris, disco subplano demum parum aperto et concolori, 1 mm. lato multo majus longo, transverse secto late conoideo; ascis ovoides, tunica apice parum incrassata, 8 sporis; sporidiis subsoleaeformibus primum hyalinis, dein brunneis, 1-septato-constrictulis, loculo superiori parum latiori et breviori,  $7-10 \approx 2,5-4$ ; epithecio brunneo, thecio hyalino.

*Hab.* in thallo *Porinae epiphyllae*, prope Apiahy, Brasilia, et *Porinae insperatae*, prope Malacca (MÜLLER ARG.). — *Mel. asterisco* proxima sed forma et dispositione ascotum diversum.

4. **Melaspilea leciographoides** Vouaux, Bull. Soc. Mycol. de Fr. 1913, 7492 p. 472. — Ascomatibus raro solitariis, plerumque v. gregariis v. arete 2-6 approximatis (et tunc habitu *Leciographae monspeliensis*), superficialibus, primum punctiformibus sed mox elongatis v. lirelliformibus, margine crasso, disco plus v. minus sed plerumque pauca expanso, rectis v. sinuosis, nigris, magnis, 0,15-0,50 mm. pro 0,1-0,2 mm.; excipulo crasso, obscure brunneo pseudoparenchymatico e cellulis polygoniis 7-10 cr. efformato; ascis clavatis breviter crasseque pedicellatis, apice late rotundatis et tunica praecipue ad apicem incrassata, octosporis,  $75-80 \approx 23-28$ ; paraphysibus agglutinatis, septatis, ramosis,  $1-1,5 \mu$  cr., apice plerumque inflato-subclavatis ibique brunneis crassioribusque et  $3-3,5 \mu$  diam.; sporidiis distichis ovoideis v. oblongis, utrinque late rotundatis, diu hyalinis, maturis brunneo-pallidis, uni-septato-constrictis, loculo inferiori angustiori,  $19-22 \approx 10-12$ ; epithecio brunneo, tenui; thecio hyalino, hypothecio brunnescenti.

*Hab.* ad thallum albidum *Verrucariae* sp. (Lichenes),

Bédarieux Hérault, Gallia (A. DE CROZALS).

**SCUTULA** Tul.— Syll. VIII p. 486, X p. 25, XI p. 416, XVIII p. 174.

1. **Scutula epiphylla** (Merrill) Vouaux, Bull. Soc. Mycol. de Fr., 1913, 7493 p. 422, *Biatora epiphylla* Merrill, Lichen. exs. n. 93. — Ascomatibus solitariis sed numerosis vel 2-6 gregariis, primum immersis punctiformibus dein emergentibus et urceolatis, demum superficialibus margine plano tenui denique convexis et immarginatis, nigris, subcircularibus, 162-305  $\mu$  diam.; excipulo tenui, brunneo-rubrido tincto, pseudoparenchymatico e cellulis polygoniis efformato 3,5-6  $\mu$  diam.; ascis clavatis, breviter crasseque pedicellatis, apice late rotundatis ibique tunica crassiori praeditis, octosporis, 30-40  $\approx$  7,5-9; paraphysibus conglutinatis, parce septatis, praecipue ad apicem ramosis, 1,5  $\mu$  cr., apice etiam brunneis crassioribusque et 3,5-4  $\mu$  cr.; sporidiis distichis, oblongis, utrinque rotundatis quandoque etiam infra v. rarius utrinque acutatis, hyalinis (senioribus quandoque brunneis), primum simplicibus, dein 1-septatis non v. leniter constrictis, plerumque 2-4 guttulatis, 7-10  $\approx$  2,5-4; epithecio obscure brunneo, thecio hyalino; hypothecio subincolori.

*Hab.* in thallo *Peltigera* e sp., Rœckland Maine, America bor. (G. K. MERRILL). — *Scut. epigenae* valde affinis et verisimiliter varietas tantum ejusdem.

2. **Scutula Ramalinae** (Müll. Arg.) Vouaux, Bull. Soc. Mycol. de Fr., 7494 1913, p. 430, *Patellaria Ramalinae* Müll. Arg., Flora 1883, p. 79. — Ascomatibus pedicellatis, planis, primum nigris, submollibus, intus basi pallidis, 500-800  $\mu$  diam.; margine primum integro et prominenti sed mox subindistincto, in sectione nigro-violaceo, basi olivaceo, 40  $\mu$  crasso; ascis sublinearibus octosporis; paraphysibus liberis apice ramosulis incrassatisque; sporidiis oblongo-digitiformibus utrinque rotundatis, hyalinis, 1-septatis, 12-15  $\approx$  3,5; epithecio brunneo-violaceo; thecio hyalino-olivaceo; hypothecio obscure olivaceo.

*Hab.* in thallo *Ramalinae* *Ecklonii* v. *membranae* eae, prope Encla, Australia occ. (J. OLIVER).

3. **Scutula diaphana** Lorton, Bull. Soc. Mycol. de Fr., 1914, p. 225, 7495 t. XII f. IV. — Minutissima, 0,2-0,5 mm. lata, gregaria. albida, diaphana, sessilis, glabra, immarginata, hymenio superne ascis prominentibus ruguloso; ascis amplis, oblongo ovatis infra attenuatis, fere sessilibus, octosporis, jodo fulvo-brunneo intense coloratis, 90-100  $\approx$  26; paraphysibus raris, ramosis, septatis, filiformibus,

ascis agglutinatis; sporis ellipsoideis, primum continuis et intus granulis oleosis numerosis repletis, dein uniseptatis, granulisque tunc in glomerulum centralem coalitis in unâquâque cellulâ, demum ad septum constrictis, quandoque apiculo filiformi incurvato,  $15 \approx 2,5$  longo, utrinque ovatis, et sine apiculis  $15 \approx 9$  longis et latis.

*Hab.* ad terram udam semitarum in sylvis, Riguy, Gallia.

**PLEOSCUTULA** Vouaux, Bull. Soc. Mycol. de Fr. 1913, p. 434 (Ëtym. *pleon* plus, quia asci polyspori). — Asci polyspori (nec octospori ut in gen. *Scutula*, cui coeterum omnino convenit).

1. **Pleoscutula Arsenii** Vouaux, l. c. p. 435. — Ascematibus arete gregariis, superficialibus v. basi tantum immersis, urceolatis, disco parum visibili et tunc subperitheciiformibus, nigris, opacis, circularibus, minutissimis,  $80-150 \mu$  diam.; excipulo brunneo, crassiusculo, subamorpho; ascis clavato-cylindraceis, saepe infra ventricosis, breviter pedicellatis, apice rotundatis, tunica apice parum incrassata,  $30-60$ -sporis, inordinatis,  $56-83 \approx 12-16$ ; paraphysibus filiformibus, liberis, simplicibus, infra indistincte septatis,  $0,5-1 \mu$  cr., sursum vix  $2 \mu$  incrassatis et brunneolis; sporidiis fusoides, curvis, utrinque subacuminatis, hyalinis v. leniter flavidulis, infra medium 1-septatis, non constrictis, plerumque biguttulatis,  $9-13 \approx 2-2,5$ ; epithecio brunneo; thecio et hypothecio hyalinis.

*Hab.* in thallo *Phyrcia* sp. (Lichenes), Morelia, Lorna S. Maria, Mexico (BROUARD).

2. **Pleoscutula pleiospora** Vouaux, l. c. et in Bull. Soc. Bot. Fr. LVIII (1911), Mém. 22 p. 72 (*Scutula*). — Mycelio superficiale, fusco, reticulato, sinuoso, noduloso,  $3-6 \mu$  crasso, interdum gemmas solitarias vel catenulatas, subsphaericas,  $5-6 \mu$  diam. gerente; ascematibus sparsis, primo innatis et punctiformibus dein emergentibus et urceolatis, demum planis tenuiterque marginatis, denique convexis, immarginatis, superficialibus, disco nigro fere circulari,  $150-340 \mu$  diam.; excipulo pseudoparenchymatico e cellulis polygoniis fuscis  $3-4$  cr., crasse tunicatis; ascis clavatis, leviter stipitatis,  $34-38 \approx 12-16$ , membrana praesertim apice crassa; sporis in quoque asco 16 vel minus, usque ad 12, inordinatis, ellipsoideo-elongatis, utrinque rotundatis, hyalinis, 1-septatis, non constrictis,  $8-8,5 \approx 2-2,5$ , loculo inferiore saepe tenuiore; paraphysibus agglutinatis, septatis, ramosis,  $2 \mu$  cr., capitulo ovali fusco  $4-5 \mu$  crasso terminatis. Hymenium jodii ope totum caerulescit.

*Hab.* in thallo *Ramalinae Bourgaeanae* (Lichenes), Vueltas de Taganana, 300 m. alt., Teneriffa (PITARD).

#### Sect. 4. Phragmosporae

**PATELLARIA** Wahlenb.—Syll. VIII p. 786, X p. 61, XI p. 434, XVI p. 795, XVIII p. 179, XXII p. 756.

1. **Patellaria proxima** Berk. et Br.—Syll. VIII p. 796 (Lecanidion) — var. 7498  
**pallens** v. Hönel in P. Strasser, Verh. zool.-bot. Ges. Wien 69., 1919, p. 367.—Ascomatibus depressis flavo-viridulis tenuiter nigro-marginatis, rotundatis v. ellipticis,  $\frac{1}{3}$ – $\frac{1}{2}$  mm. diam.; ascis clavatis, 60–70  $\approx$  12–18, octosporis; sporidiis late fusoideis hyalinis quadrilocularibus, 16  $\approx$  4–5.

*Hab.* in *Clematide Vitalba*, Sonntagsberg, Austria Inferiore.

2. **Patellaria californica** Rehm, Ann. Mycol. IX, 1911, p. 367.—Apo- 7499  
 theciis in ligno decorticato, late cinerascete gregarie sessilibus, atris, primitus globoso-clausis, mox disco orbiculari, rarius subelliptico, plano, ab initio tenuiter marginato explanato, 0,2–0,7 mm. diam., excipulo parenchymatice contexto, crasso, fusco, glabro; ascis clavatis apice rotundatis, octosporis, 80–90  $\approx$  7–8, J. ope —; sporis cylindraceo-oblongis, utrinque obtusis, rectis v. subcurvatis, medio septatis, haud constrictis, hyalinis, 10–12  $\approx$  2,5, distichis; paraphysibus filiformibus 1,5  $\mu$  versus apicem 3–4  $\mu$  cr. et violaceofuscis, interdum dichotomis, epithecium crassum formantibus; hypothecio dilute flavidulo. — Hymenium nec Jodii nec epithecium Kali caust. mutatur.

*Hab.* ad ramos decorticatos *Adenostomatis fasciculati* et *Arctostaphyli glaucae*, Montes prope Claremont Californiae (BAKER).—Propter sporas septatas ad *Patellariam* pertinet haec Lecideae perparvulae alicui simillima species, apotheciis nunquam disculum convexulum praebentibus. Sporis fusiformibus haud septatis diversa: *Patinella abietina* (Cooke) Sacc.

3. **Patellaria masseae** Rodway, Pap. a Proc. R. Soc. Tasmania f. Year 7500  
 1920 (1921), p. 156. — Syn. *Patellaria maura* Masee, Kew Bull. n. 138 (1898) non Philips.—Syll. XVI p. 795. — Gregaria sessilis concava planiuscula obscure viridis demum arescendo nigra, 1–2 mm. lata; ascis clavatis, basi leniter constrictis octosporis, J. ope cyanescentibus, 150  $\approx$  10; sporidiis distichis oblongo-ellipsoideis, 3–6, saepe 5-septatis, hyalinis, 18–22  $\approx$  5; paraphysibus filiformibus

ramosis, apice incrassatulis.

*Hab.* in ramis emortuis *Acaecia verniciflua* e, Tasmania. — *Pat. tasmanicae* proxima.

4. **Patellaria andina** Speg., Myc. Argent. VI, Anal. Mus. Nac. Buenos Aires XXIII (1912) p. 105. — Ascematibus matrice sordide cinerascente insidentibus, sparsis vel laxissime gregariis, discoideis, 250-500  $\mu$  diam., extus nigris, margine obtusiusculis, disco atrofulgineis, planiusculis, coriaceis, contextu grosse parenchymatico vix perspicuo; ascis subcylindraceis, breviter crasseque pedicellatis, 100  $\approx$  20-22, paraphysibus densis, subcoalescentibus, apice nigrescentibus obvallatis; sporidiis distichis, cylindraco-ellipsoideis, non vel leniter inaequilateris, utrinque rotundatis, 3-septatis, ad septum medium tantum lenissime constrictis, 22-25  $\approx$  10, olivaceis, loculis centralibus senescendo obscurioribus.

*Hab.* in ramis emortuis decorticatis *Prosopidis alpataeo*, circa Potrerilloso prope Mendoza, Argentina.

**LECANIDION** Rabenh. — Syll. VIII p. 795, X p. 60, XIV p. 821, XVI p. 796, XVIII p. 183, XXII p. 756.

1. **Lecanidion baldratianum** Sacc., Notae Myc. XXII p. 191 (R. Acc. Pad. 1917). — Ascematibus laxè gregariis, superficialibus, sessilibus, plano-sentellatis, 1 mm. latis, nigris, glabris, ceraceo-coriacellis; ascis fusioideis, subsessilibus ob paraphyses conglutinatas parum discretis, 120  $\approx$  10-12, octosporis; paraphysibus apice grumosis, epithecium atrum formantibus; sporidiis tereti-fusioideis, utrinque obtusulis, rectis, distichis, 30-33  $\approx$  4,5-4,7, hyalinis v. dilutissime chlorinis, 8-9-cuboideo-nucleatis, spurieque (an ob immaturitatem) septatis, non constrictis.

*Hab.* in cortice putrescente *Trichilia* e sp., Filfil, Erythraea, Africa trop. — Videtur affine *Lec. mauro*, *Lec. neo-guineensi*, *Lec. corticolae*, sed satis differt.

2. **Lecanidion andinum** Speg., Mycet. Argent. VI, Anal. Mus. Nac. Buenos Aires XXIII (1912) p. 104. — *L. fusco-atratum* Speg., Myc. Arg. IV, 1909, p. 458. — Syll. VIII p. 796 -- non Rehm (vero *atrum* nec *atratum*) — Ascematibus hinc inde laxè gregariis, patellaribus, sessilibus, discoideis, 1-2 mm. diam., margine acutis integris, extus nigris, disco planis vel vix concaviusculis, atris, glabris, contextu coriaceo, opaco, indistincto; ascis e cylindraco subelavulatis, breviuscule pedicellatis, 80-100  $\approx$  12-15, mucò immersis, paraphysibus parum longioribus, apice abrupte dense brevissime clathrato-ramu-

losis ac nigrescentibus cinctis; sporidiis oblique distichis, subclavulatis, leniter curvulis, utrinque rotundatis, primo 5-6-guttulatis, serius 5-septatis, ad septa non constrictis, hyalinis, 20-25  $\times$  5-7.

*Hab.* in truncis ramisque crassioribus decorticatis *Lycii chilensis*, *Zuccagniae punctatae*, *Prosopidis alpataeo* et *P. nigrae*, prope Mendoza, Catamarca etc., Argentina.— Jodi ope quandoque nulla, quandoque leniter vel intense tunicam ascorum tingente.

3. **Lecanidion australe** Speg., Mycet. Argent. VI, Anal. Mus. Nac. Buenos Aires XXIII (1912) p. 104. — Ascomatibus laxè gregariis, patellaribus, tenuibus, 0,1-1,5 mm. diam., 200-250  $\mu$  crassis, plane sessilibus, margine acutis, atris, coriacellis, glabris; ascis clavulatis, antice latissime rotundatis, postice sensim attenuatis, in pedicello subbrevis productis, 90-120  $\times$  18-20, paraphysibus longioribus, dense ramulosis obvallatis; sporidiis oblique distichis, clavulatis, curvulis, utrinque obtusiusculis, dense cribose guttulatis vel obsolete 9-11-septatis, hyalinis, 35-50  $\times$  10. 7504

*Hab.* in cortice crassiore *Eucalypti globuli*, La Plata, Argentina.

4. **Lecanidion atratum** (Hedw.) Rabnh.— Sacc. Syll. VIII p. 795 — f. **hedericola** Bubàk, Ann. Mycol. XII, 1914, p. 206.— A typo differt sporidiis 40-70  $\times$  10-12. — *Hab.* in caulibus emortuis *Hederæ helieis*, Arco, Tirolia, Austria inf. (E. DIETRICH-KALKHOFF). 7505

**MYCOBILIMBIA** Rehm — Syll. X p. 60, XIV p. 822, XVIII p. 185.

1. **Mycobilimbia atosanguinea** Rehm, Ann. Mycol. X, 1912, p. 396.— Ascomatibus in thallo Parmeliae cujusdam gregarie parasitice sessilibus, globulosis dein patellaribus, disco orbiculari tenuissime marginato, atosanguineis, 0,15-0,2 mm. diam.; ascis clavatis, 50-60  $\times$  10-12, octosporis, J —; sporis oblongis, obtusis v. subacutatis, 1-3-septatis quaque cellula magniguttata, rectis v. subcurvatis, hyalinis, 10-12  $\times$  3-3,5, distichis; hypothecio hyalino; paraphysibus filiformibus, apice dichotome globulosis, 4  $\mu$  cr., epithecium crassum, rubrum formantibus; excipulo glabro, fusco rubidulo, pseudoparenchymatico. 7506

*Hab.* ad ramum *Coniferae*, Washington, U. S. America (Ex Herb. HARPER).

2. **Mycobilimbia Rhaphidophylli** (Rehm) Saccardo, *Bilimbia Rhaphidophylli Rehm, Aseomyc. Philipp. V, Leaflets of Philipp. Botany, VI (1914) p. 2237.— Ascomatibus in maculis epiphyllis dilute cinereis 7507*

plerumque sparsis, sessilibus, orbicularibus, patellaribus disco plano vel convexulo, dilute flavido-brunneo vel fuscidulo, tenuiter marginato, 350  $\mu$  latis, excipulo membranaceo parenchymatico; ascis cylindraceutis, apice rotundatis incrassatisque, octosporis, 30  $\approx$  12-14, J +; paraphysibus hyalinis, gelatinoso-conglutinatis; sporidiis distichis, oblongis, interdum curvatis, 3-septatis, paullulo ad septa constrictis, hyalinis, 10-12  $\approx$  3-4.

*Hab.* in foliis *Rhaphidophylli*, Luzon, Prov. Laguna, Los Baños, ins. Philipp. (M. B. RAIMUNDO).

3. ***Mycobilimbia melanospila*** (Müll. Arg.) Vouaux, Bull. Soc. Mycol. 7508 de Fr. 1913, p. 439, *Opegrapha melanospila* Müll. Arg., Flora 1877, p. 474. — Mycelio ex hyphis 4  $\mu$  cr. in thallo matricis maculas nigro-brunneas hinc inde confluentes, circulares, distinctas, 0,75-1,25 mm. diam., efformante; ascematibus in centro macularum 2-4 gregariis, superficialibus, linearibus, simplicibus rectis ramosis normaliter angulatis et tunc dimidiatim cruciatis, utrinque rotundatis, ostiolo lineari angusto praeditis et margine inflato obtuso praeditis, nigris, 125-250  $\mu$  long. 72-83  $\mu$  latis; excipulo crasso nigro-brunneo; ascis ovoideis octosporis; sporidiis oblongo-ovoideis, utrinque rotundatis, hyalinis, semper triseptatis, 13-14  $\approx$  5-6; thecio brunneo.

*Hab.* in thallo *Parmeliae perforatae* var. *ciliatae* (Lichenes), prope Caracas (ERNST).

4. ***Mycobilimbia acervata*** (Stitzenb.) Vouaux, Bull. Soc. Mycol. de Fr., 7509 1913, p. 439, *Lecidea acervata* Stitzenb., Lichen. Afric. p. 193. — Ascematibus arete gregariis immarginatis, thallo matricis subconvolutis, intus extusque nigris, 200-250  $\mu$  diam.; ascis octosporis; paraphysibus laxis, 2  $\mu$  cr.; sporidiis oblongis, hyalinis, 3-septatis, 13-16  $\approx$  5-6.

*Hab.* in thallo *Parmeliae subcapitatae*, prope Lydenburg Transvaal, Africa austr. (WILMS).

5. ***Mycobilimbia quaternella*** (Nyl.) Vouaux, Bull. Soc. Mycol. de Fr. 7510 1913, p. 440, *Opegrapha quaternella* Nyl., Flora 1885 p. 447. — Ascematibus submaculiformiter aggregatis, oblongo-diformibus, irregularibus, nigris, margine indistincto, 0,2-0,3 mm. long., excipulo brunneo; ascis 4-sporis, paraphysibus indistinctis, sporidiis oblongis, hyalinis, senectute brunneis, 3-septatis, 15-18  $\approx$  6-7; epithecio et hypothecio brunneis.

*Hab.* in thallo *Pertusariae velatae*, prope New Bedford. — A *M. acervata* et *melanospila* differt ascis tetrasporis, a *M. anomea* sporidiis minoribus quaternis.

6. **Mycobilimbia farinacea** (Oliv.) Vouaux, Bull. Soc. Mycol. de Fr., 7511  
1913, p. 440, *Melaspilea farinacea* Oliv., Par. Lich. Fr. p. 47. — Ascomatibus superficialibus v. parum in pulvere sorediorum immersis, convexis v. convexiusculis intus extusque nigris, rotundatis v. subrotundatis, 0,3 mm. circ. diam.; ascis octosporis; paraphysibus gracilibus valde distinctis; sporidiis fusoido-acutis, hyalinis, 3-septatis, 10-15  $\times$  3-4.

*Hab.* in thallo *Ramalinae farinaceae*, Bazoches-an-Houlme, Orne, Gallia (OLIVIER). — *M. subfuscae* proxima.

- LECIOGRAPHA** Mass. — Syll. X p. 61, XVI p. 797, XVIII p. 180. — Syn. *Mycolecis* F. E. Clements, Genera of Fungi 1909, p. 70, 174, quia saprophyticum (= *Mycolecidea* Karst.; Syll. X p. 61).

Subg. *Dactylospora* Korb.; Syll. X p. 62

(= *Lecoglyphis* F. E. Clements, Genera of Fungi 1909, p. 70, 174).

1. **Leciographa Gyrolophii** (Mass.) Vouaux, Bull. Soc. Mycol. de Fr., 7512  
1913 p. 493, *Celidiopsis Gyrolophii* Mass., Miscell. Lichen. p. 15. — Ascomatibus emergentibus, rugulosis, nigris, udis castaneo-brunneis, inflatis, marginatis, circularibus, parvis; sporidiis ovoideis, fuliginosis, triseptatis, 19-36  $\times$  12.

*Hab.* in thallo *Gyrolophii mauritanici*, Peru.

2. **Leciographa Pertusariae** Vouaux, Bull. Soc. Bot. Fr. LXIII (1911), 7513  
Mém. 22 p. 70. — Ascomatibus gregariis, liberis, nigris, primum globosis atque oclusis, deinde disco detecto, plano, tenuiter marginato; ascis clavatis, apice rotundatis et tunica incrassata, octosporis, 50-80  $\times$  18-25; paraphysibus aggregatis, ramosis, gemmula globosa apice praeditis, epithecio crasso fusco, hypothecio fusco; sporidiis elongatis, fuscis, 3-septatis, 20-22  $\times$  8-9, episporio dense tenuiterque verrucoso, strato prolifero J. cyanescente.

*Hab.* parasitica in thallo *Pertusariae exalbescens*, ad *Perseam*, B.co d'Anavigo, Teneriffa alt. 1000 m. — A *L. Zwackii* Mass. cui proxima, differt figura ascorum irregulari, sporidiis latioribus et verrucosis.

3. **Leciographa conglomerans** (Müll. Arg.) Vouaux, Bull. Soc. Mycol. 7514  
de Fr. 1914, p. 137, *Melaspilea conglomerans* Müll. Arg., Lich. exot. p. 124 — Ascomatibus solitariis v. aggregatis, superficialibus, disco plano udo nigro-brunneo, udo, margine tenui, ellipsoideis v. oblongis, 0,25-0,66 mm. long.; excipulo basi ascorum nullo; ascis angustis, octosporis; paraphysibus validissimis, apice leniter cla-

vatis; sporidiis diu hyalinis, demum brunneis, 3 septatis, subdistichis.

*Hab.* in thallo *Pertusariae*, Santa Catarina, Brasilia (ULE).

4. **Leciographa phylloporina** (Müll. Arg.) Vouaux, Bull. Soc. Mycol. de Fr. 1914, p. 136, *Opegrapha phylloporinae* Müll. Arg., in Flora 1890, p. 193. — Ascomatibus superficialibus, nigris, linearibus, simplicibus v. 3-6 anguste ramoso-stellatis, parum depressis, 0,5-1 mm. long. 0.1 mm. latis; excipulo basi crassiori v. teni; ascis octosporis; sporidiis late digitiformibus, hyalinis, demum brunneis, 3-septatis, loculis aequalibus, 12-17  $\approx$  4-5.

*Hab.* in thallo *Phylloporinae epiphyllae*, prope Apiaby, Brasilia (PUIGGARI).

5. **Leciographa convexa** (Th. Fr.) Oliv., Par. Lich. Fr. p. 37, Vouaux, Bull. Soc. Mycol. de Fr. 1914, p. 135, *Buellia convexa* Th. Fries, Lich. Arct. p. 234. — Ascomatibus confertis, superficialibus, disco primum subplano et margine crassiusculo, dein convexo et immarginato, nigris, nudis, parvis; ascis clavato-ventricosis, octosporis; paraphysibus laxè agglutinatis, apice inflatis brunneis; sporidiis oblongis saepe curvis, brunneo-fuligineis, triseptatis, 16-22  $\approx$  6-7.

*Hab.* in thallo *Physciae caesiae*, saxicolae, prope Mortensnaes, Finlandia (TH. FRIES). — A *L. homoica* (Syll. XVIII p. 182) diversa, magis proxima *L. urceolatae*, *Lamyi*, *physciariae*.

6. **Leciographa Nephromae** Stein, Zool.-botan. Verhandl. 1870 p. 480, Vouaux in Bull. Soc. bot. de Fr. 1914 p. 136. — Ascomatibus primum immersis dein emergentibus et subsuperficialibus, disco primum circulari, dein lirelliformibus et immarginatis, nigris, minutis; ascis claviformibus, octosporis; sporidiis ellipsoideis, brunneolis, 3-septatis, 16-17  $\approx$  4,8-5; epithecio et thecio brunneo-nigro; hypothecio flavo-brunneo.

*Hab.* in thallo *Nephromii* (*Nephroma*) *levigati* in Carpatiis (STEIN).

7. **Leciographa Weissii** Körb., Verh. Zool.-bot. Ges. Wien 1867, p. 707; Vouaux, Bull. Soc. Mycol. de Fr. 1913, p. 479. — Ascomatibus difformibus tunc patellaeformibus tunc subsphaeroideis, quandoque lirellinis, immarginatis sed anulo thallino circumdatis, nigris; ascis cylindraceis 6-8-sporis; sporidiis brunneis, triseptatis, 4-6-es latitudinem longioribus.

*Hab.* in thallo *Ochrolechia* et *Pertusariae*, Dalmatia (KÖRBER).

8. *Leciographa insidens* Steiner, Beitr. Flechtenfl. Südpers. p. 442.— 7519  
 Vouaux, Bull. Soc. Mycol. de Fr. 1913, p. 492.— Ascomatibus solitariis v. parce gregariis iis *L. monspeliensis* forma et magnitudine similibus; ascis clavato-elongatis basin versus sensim attenuatis, tunica apice incrassata, octosporis,  $80-107 \approx 20-24$ ; paraphysibus collabescentibus apice vix inflatis; sporidiis tunica crassa, diu hyalinis, demum olivaceo-brunneis, triseptatis,  $18-26 \approx 6-10$ ; epithecio obscure brunneo et leniter olivaceo tincto; thecio demum plus v. minus brunneo; hypothecio brunneo.

*Hab.* in thallo lichenorum crustaceorum *Verrucariae burchirensis*, *Caloplacae pyraeae* et *C. variabilis* var. *candidae*, in Persia merid. (STEINER).

9. *Leciographa stigmoides* (Nyl.) Vouaux, Bull. Soc. Mycol. Fr. 1913, 7520  
 p. 492, *Opegrapha stigmoides* Nyl., Syn. Lich. Nov. Caled. p. 55, *Melaspilea stigmoides* Müller, Lich. exot. n. 29.— Ascomatibus confertis, punctiformibus v. suboblongis, disco patelliformi, rugulosis, immarginatis, nigris, parvis,  $0,05-0,15$  mm. latis; ascis octosporis; sporidiis oblongis, hyalinis, senectute brunnescentibus, triseptatis,  $18-20 \approx 5-7$ ; epithecio nigro, hypothecio hyalino.

*Hab.* in thallo *Verrucariae eminentiori*, Nova Caledonia (PANCHER) et insula Lifu (MÜLLER). — A *L. centrifuga* ascomatibus immarginatis et hypothecio hyalino diversa.

10. *Leciographa monspeliensis* (Nyl.) Müll. Arg. 1872 p. 502 — Sacc., 7521  
 Syll. X p. 64. — var. *mutilata* Arnold, Verh. Zool. bot. Ges. (Lich. Tir. IX) p. 306. — A typo differt ascomatibus brevioribus, magis parvis, extremitatibus fere subtruncatis, ascomata *Opegraphae* simulantibus,  $15-18 \approx 5-6$ .

*Hab.* ad saxa nuda prope Roveredo, Tridentum (ARNOLD). — An *Leciographa centrifuga* in thallo obsoleto *Verrucariae*? (VOUAUX).

**MYCOBACIDIA** Rehm — Syll. X p. 66, XVIII p. 183.

1. *Mycobacidia vermifera* (Leight.) Vouaux, Bull. Soc. Mycol. de Fr. 7522  
 1914, p. 141, *Melaspilea vermifera* Leight., Lich. Brit. 3 ed. p. 437.— Ascomatibus in stratu corticali immersis, irregulariter angulosis, oblongis, in sicco planis, margine spurio, thallino tenui limitatis, udis parum convexis et immarginatis, nigris, parvis; ascis ovoideo-linearibus sporidiis numerosis spiraliter dispositis praeditis; paraphysibus tenuibus apice pallidis; sporidiis cylindraceo-fusoideis, utrinque acutis, hyalinis, 1-septatis,  $22 \approx 2$ , hymenio pallido.

*Hab.* in thallo et ascomatibus *Pertusariae globuliferae*, Anglia (LEIGHTON).

*Sect. 5. Dictyosporae*

**BLITRYDIUM** De Not. — Syll. VIII p. 802, XI p. 435, XIV p. 823, XVIII p. 185, XXII p. 758.

1. **Blitrydium andinum** Speg., Mycet. Argent. VI, Anal. Mus. Nac. Buenos Aires XXIII (1912) p. 105. — Ascomatibus sparsis vel laxe gregariis, rarius subseriatis, sessilibus, orbicularibus, 250-300  $\mu$  diam., margine obtuso, disco concaviseulo, atris, glabris, coriaccellis; ascis subcylindraceis, breviter crasseque pedicellatis, 90-100  $\approx$  20-22, pseudoparaphysibus mucosis, coalescentibus, apice ramuloso-intricatis nigrescentibusque cinetis; sporidiis distichis, cylindraceo-ellipsoideis, utrinque rotundatis, rectis vel vix inaequilateris, olivaceis, 24-26  $\approx$  10-11, 3-septato-constrictis, loculis centralibus septo altero longitudinali divis. — Jodi ope nulla.

*Hab.* in ramis decorticatis submortuis *Chiquiragae erinaceae* in dumetis, Potrerillos prope Mendoza, Argentina.

**TRYBLIDARIA** Sacc. — Syll. VIII p. 805, XIV p. 33, XVIII p. 186, XXII p. 759.

1. **Tryblidaria capensis** (Stitz.) Vouaux, Bull. Soc. Mycol. de Fr., 1914, p. 138, *Arthonia capensis* Stitzenberg, Lich. Afric. p. 212. — Ascomatibus convexis immarginatis, obscure cyaneis, rugosis, circularibus, usque 0.5 mm. diam.; ascis subglobosis octosporis; sporidiis oblongis, hyalinis, 5-transverse 1-2-longitudinaliter septatis, 18  $\approx$  8. — J. ope ascis fulvis, sporidiis brunneo-auratis.

*Hab.* in thallo *Lecideae callinae*, ad urbem Capitis B. S., Africa austr.

2. **Tryblidaria lusitanica** (Nyl.) Vouaux, Bull. Soc. Mycol. de Fr. 1914, p. 138, *Lecidea lusitanica* Nyland., Flora, 1865, p. 606. — Ascomatibus planis v. subplanis, margine tenui, intus extusque obscure nigro, 0.5-1 mm. diam., ascis octosporis; paraphysibus agglutinatis; sporidiis brunneis, triseptatis, dein muriformibus, 27-40  $\approx$  11-19.

*Hab.* in apotheciis *Rhizocarpi geographici* et in thallis crustaceis variis, Lusitania (NYLANDER).

Sect. 6. **Scolecosporæ**

**LACHMIA** Körb. — Syll. X p. 65. — Syn. *Parathalle* F. E. Clements, 7526  
Genera of Fungi 1909, p. 70, 174, quia parasitica; typ. gen. *L. Fuistingii* Körb.; Syll. X p. 66.

\*) **Fam. 18. Caliciaceæ** Fr.

**XYLOBOTRYUM** Pat. — Syll. XI p. 319, XVI p. 510, XVII p. 690.

1. **Xylobotryum caespitosum** A. L. Smith, Trans. Brit. Myc. Soc. III, 7527  
pt. 5, 1911 p. 331 (1912) e. ic. — *Sphinctrina caespitosa* Phill. —  
Syll. XI 439, nomen. — Ascomatibus globosis vel subglobosis,  $\frac{1}{2}$   
mm. diam., stipitatis, dense caespitosis, stipite 3-4 mm. alto, corneo,  
saepe ramuloso; ascis cylindræis, paraphysatis, 6  $\mu$  crassis; spori-  
diis monostichis v. pro parte distichis, brunneis, 1-septatis, 6-8  $\times$  3.

*Hab.* in fungo corrupto, probabiliter *Polyporus* sp., Hereford, Britannia.

**EMBOLUS** Wallr. — Syll. VIII p. 832.

1. **Embolus Cacoti** (Bouly de Lesd.) Saccardo, *Mycocalicium Cacoti* Bouly 7528  
de Lesd., Bull. Soc. Bot. Fr. LVII (1910) p. 240. — Ascomatibus mi-  
nutis, 0,2 mm. altis, stipitibus infra albidis, supra nigris vel om-  
nino nigris, capitulis hemisphaerico-lenticularibus, nigris, vix 0,1  
mm. latis; sporis simplicibus, dilute fuscis, fusiformibus, ellipsoi-  
deis, 9-12  $\times$  3,5-4; spermatiis leviter curvatis, 4-5  $\times$  0,9.

*Hab.* in cortice arboris emortui, prope Nouméa, Nova Caledonia  
(CACOT).

**Fam. 19. Arthoniaceæ** REHM.

**PHACOPSIS** Tul. — Syll. X p. 74.

1. **Phacopsis ericetorum** (Flotow) Vonaux, Bull. Soc. Mycol. de Fr. 1914, 7529  
p. 144, *Stigmatidium ericetorum* Flot. ex Körb., Par. p. 461. — Aseo-

---

\*) A. CL. F. E. CLEMENTS (Genera of Fungi 1909) nova gen. nonnulla Calicia-  
cearum condita, videntur plerumque dubia v. supervacua: **EUCYPHELIS** (l. c., p.  
71, 174), *Sphinctrina* anguste stipitata (typ. *Sph. acicularis* Smith); **HOLOCYPHIS**  
(l. c.), *Cyphelium* sphaerosporum (typ. *Cy. balandieri* Fuck.) **DIPYRGIS** (l. c.), *Pyr-  
gillus* (quid?) didymosporus; **DITYLIS** (l. c.), *Tylophorum* (quid?) didymosporum  
(typ. *T. moderatum* Ny1.).

matibus raro solitariis saepe 2-4 aggregatis, et maculas stellatas efformantibus v. elongatis et sinuosis; primum immersis et punctiformibus, dein thallum elevantibus apertis, planis, demum convexiusculis sed vix e thallo prominentibus, nigris, forma irregularibus, raro subcircularibus saepius angulosis et varie sinuosis, 0,1-0,25 mm. long.; excipulo nullo; ascis anguste claviformibus subcylindraceis, apice late rotundatis, basi in pedicellum longiusculum attenuatis, tunica tenui apice parum crassiori, octosporis, 52-58  $\times$  8,5-9,5; paraphysibus subliberis, 2  $\mu$  cr., apice clavato-incrassatis, 4-5  $\mu$ , olivaceis; sporidiis oblique monostichis, utrinque rotundatis, simplicibus, hyalinis, saepe grosse uniguttulatis, 10-18  $\times$  3-4, epithecio obscure olivaceo; thecio et hypothecio pallidissime olivaceis.

*Hab.* in thallo *Baeomyces rosei* et *rufi*, Germania (KÖRBER), Ambert, Gallia (BREVIÈRE).

2. **Phacopsis campestricola** (Nyl.) Vouaux, Bull. Soc. Mycol. Fr. 1914, 7530 p. 145, *Lecidea campestricola* Nyl., Flora 1884, p. 389. -- Ascomatibus marginalibus raro in medio areolarum v. in ascomatibus, gregariis, quandoque 2-5 v. ultra lineariter seriatis; primum immersis punctiformibus dein emergentibus, immarginatis, raro tenuiter submarginatis, demum plus minus convexis, praecipue udis nigris et violaceo-tinctis; subcircularibus, 165-335  $\mu$  diam. (Nylander 0,3-0,4 mm.); excipulo nullo; ascis claviformibus, crasse pedicellatis, supra rotundatis, tunica apice incrassata, octosporis, 40-50  $\times$  12-14; paraphysibus arcute coalitis, septatis praecipue ad apicem ramosis, 2  $\mu$  cr., violaceis, apice incrassato-capitatis sordide violaceis 4-6  $\mu$  cr.; sporidiis distichis ovoideis v. ovoideo-ellipsoideis, hyalinis, simplicibus, 1-2 guttulatis, 8,5-11  $\times$  5-6 (Nylander, 9-11  $\times$  4-6); epithecio obscure violaceo, thecio et hypothecio pallidiore.

*Hab.* in thallo raro in ascomatibus *Lecanora campestris*, Força Real in Pyrenaeis orient. (NYLANDER), prope Béziers Herault Gallia (CROZALS).

3. **Phacopsis Lesdaini** Vouaux, Bull. Soc. Mycol. de Fr. 1914, p. 145. — 7531 Ascomatibus raro sparsis, saepe ad squamulas thallinas 3-10 gregariis, subimmersis, lenticularibus, superficie convexiuscula, immarginatis, nigris, sub lente sordide violaceis minutis, 60-130  $\mu$  lat., 40-60  $\mu$  altis; excipulo nullo; ascis clavatis, apice rotundatis, basi attenuatis in pedicellum brevem angustum attenuatis, octosporis, 26-34  $\times$  7-8; paraphysibus parum coherentibus, basi tantum ramosis, parum septatis, leniter sinuosis, apice non inflatis ibique violaceis crassis, 1,5-2,5  $\mu$ ; sporidiis distichis v. tristichis, utrinque rotun-

dati, simplicibus, hyalinis, saepe biguttulatis, 6-7  $\approx$  2-2,5, epithecium obscure sordideque violaceo, thecio pallide violaceo, hypothecio subhyalino.

*Hab.* in thallo *Lecania erysibes*, Fort-Mardyck Gallia sett. (BOULY DE LESDAIN). — Ascomatibus et sporidiis minutis a congeneris et praecipue a *campestricola* valde distincta.

**CONIDA** Mass. — Syll. X p. 75, XVIII p. 186.

1. **Conida urceolata** Elenkin, Lieh. facult. p. 21; Vouaux, Bull. Soc. Mycol. de Fr. 1914, p. 154. — Ascomatibus sparsis in maculis griseis insidentibus, sub cortice nidulantibus dein erumpentibus, disco primum concavo dein quandoque plano, nunquam convexo, immarginato, quandoque margine thallino limitato, nigris, circularibus v. irregularibus, 0,2-0,5 mm. diam.; ascis piriformibus, tunica plerumque apice incrassata, octosporis, 40-50  $\approx$  20-25, paraphysibus mox in massa cinnamomea collabescentibus; sporidiis inordinatis, oblongis, utrinque rotundatis, hyalinis v. flavidis, 1-septatis, loculo inferiori longiori sed angustiori, 15-17  $\approx$  7-8; epithecio nullo, thecio cinnamomeo, hypothecio hyalino sed J. ope cyanescente.

*Hab.* in thallo *Aspiciliae alpino-desertorum* f. *fruticulosofoliaceae* et f. *esculenta-alpinae* (Lichenes), in zona alpina Tian Chan (FÉTISOFF et ROBOROVSKI).

2. **Conida Nideri** Steiner, Prodr. Flechtenfl. Griech. p. 171; Vouaux, Bull. Soc. Mycol. de Fr. 1914, p. 154. — Ascomatibus mox convexis, immarginatis, lenticularibus, 0,4 mm. et ultra latis; ascis clavato-subpiriformibus, octosporis; paraphysibus valde irregularibus, late piriformibus, septatis tunica tenui, apice non distincte inflata; sporidiis ellipsoideis, hyalinis 1-septatis anguste constrictis, loculis conformibus subsphaeroideis, biguttulatis, 12-15  $\approx$  6-7; epithecio rubro pallido, thecio olivaceo v. apice viridi; hypothecio pallide rubro.

*Hab.* in thallo *Caloplociae variabilis* et *Agardhianae*, « Kallidromon et Panaetolikon », Graecia (NIDER).

3. **Conida subconveniens** (Nyl.) Vouaux, Bull. Soc. Mycol. de Fr. 1914, p. 166, *Arthonia subconveniens* Nyl., Flora 1867, p. 440. — *C. strictariae* similis sed sporidiis majoribus, 14-15  $\approx$  4.

*Hab.* in thallo *Ricasoliae dissectae*, Brasilia (WIDGREN). — *C. Pelveti* etiam affinis sed non satis nota.

4. **Conida Ricasoliae** (Müll. Arg.) Vouaux, Bull. Soc. Mycol. Fr. 1914, 7535

p. 166, *Arthonia Ricasoliae* Müll. Arg., Flora 1887, p. 424.—Ascomatibus maculiformibus saepe confluentibus, primum immersis et nigro-subolivaceis, dein emergentibus et opace brunneis convexiusculis, subregularibus circularibus, 333-400  $\mu$  diam.; ascis ovoideis saepius tetrasporis; sporidiis anguste soleaeformibus, utrinque rotundatis, hyalinis uniseptatis, 11-15  $\times$  3; hymenio hyalino-olivaceo; hypothecio hyalino.

*Hab.* in thallo *Ricasoliae Hartmanni*, Queensland, Australia (MÜLLER ARGAU).

5. **Cnidia stictaria** (Nyl.) Vouaux, Bull. Soc. Mycol. de Fr. 1914, p. 164, *Arthonia stictaria* Nyl., Add. Lich. Nov. Zel. in Flora 1867, p. 440.—Ascomatibus leniter convexis, brunneis v. brunneo-nigris, circ. 0,5 mm. diam.; ascis octosporis; paraphysibus vix visibilibus; sporidiis oblongis, hyalinis, 1-septatis, 7-10  $\times$  3,5-4,5; hymenio subhyalino.

*Hab.* in thallo *Stictiae auratae* (Lichenes), Nova Zeelandia.

**CELIDIUM** Tul. — Syll. VIII p. 742, X p. 76.

1. **Celidium lepidophilum** (Anzi) Vouaux, Bull. Soc. Mycol. de Fr. 1914, p. 169, *Abrothallus lepidophilus* Anzi, Anal. Lich. rar. p. 24, Lich. Longob. 473.—Ascomatibus gregariis v. congestis, primum immersis dein emergentibus, disco immarginato et convexo, nigris, siccis leniter pruinoso-virescentibus, 0,1-0,2 mm. diam.; ascis clavatis octosporis, 60  $\times$  10-12; paraphysibus filiformibus, agglutinatis, septatis; sporidiis distichis, fusoides, utrinque rotundatis, rectis v. curvulis, hyalinis, 1-3 septatis, 10-15  $\times$  3-5; epithecio brunneo, hypothecio brunnescenti.

*Hab.* in squamulis thallinis *Cladoniae pyxydatae* (Lichenes), Valfurva, 1600 m. alt., in Alpibus Italiae (ANZI).

2. **Celidium varians** (Dav.) Arn. — Sacc. Syll. X p. 76 — var. *intexta* (Almq. Mon. Arth. p. 60) Vouaux, Bull. Soc. Myc. de Fr. t. XXX, 1914, p. 175. — A typo differt sporidiis semper 2-septatis, loculo medio parum majori et paraphysibus subeollabescentibus.

*Hab.* in apotheciis *Lecideae sabuletorum* var. *coniops* (Ach.) Körb., in Alpibus Europae.

3. **Celidium bacidiospermum** Steiner, Flecht. an Brit. Ost-Africa, p. 231; Vouaux, Bull. Soc. Mycol. Fr. 1914, p. 171. — Ascomatibus thallum subinflantibus et flavo-brunneum colorantibus, mox superficialibus, disco mediocriter convexo et immarginato, opae nigro, usque

ad 0,5 mm. diam.; ascis clavatis v. ellipsoideo-claviformibus breviter pedicellatis, tunica apice incrassata, 6-8-sporis,  $56 \approx 16 \cdot 22$ ; paraphysibus irregularibus, ramosis, apice connatis et coloratis; sporidiis elongato-subacicularibus, apice v. utrinque acutatis, rectis v. curvulis, hyalinis, 3-septatis,  $22,34 \approx 4 \cdot 5$ ; epithecio nigro-cyaneo methallico et subcyanescenti tincto, hypothecio nigrescenti et concolori.

*Hab.* in thallo *Parmeliae pedicellatae*, in Africa orient. britannica. — Forma et magnitudine sporidiorum distincta species.

4. ***Celidium phlycticola*** Vouaux in Pitard et Harm., Contr. Lich. Canar. p. 70 (Bull. Soc. bot. Fr.); Vouaux, Bull. Soc. Mycol. de Fr. 1914, p. 177. — Ascomatibus sparsis, nigris, planis, parvis; ascis clavato-fusoideis, rotundatis et apice tunica crassa praeditis, bisporis v. raro trisporis,  $50 \approx 16$ , paraphysibus agglutinatis; sporidiis subfusoideis, primum hyalinis dein brunneis, 5-raro 7-septatis,  $30 \approx 6$ ; epithecio nigro-brunneo, hypothecio hyalino quandoque brunneo-pallido.

*Hab.* in thallo *Phlyctidis agelaeae*, in Illice, Tenerife, B. d'Anavigo, ins. Canar. (PITARD).

5. ***Celidium pulvinatum*** Rehm — Sacc. Syll. X p. 76 — Var. ***Stigmatomatis*** Bagl. et Carest., Anaer. p. 315; Vouaux, Bull. Soc. Mycol. de Fr. 1914, p. 176. — A typo differt ascomatibus primum immersis et sphaeroideis, dein patelliformibus; sporidiis  $22 \cdot 23 \approx 8 \cdot 9$ .

*Hab.* in thallo *Polyblastiae (Stigmatomatis) cataleptae*, in Alpibus Valesiacis (CARESTIA).

6. ***Celidium insidens*** Vouaux in Bull. Soc. bot. Fr. LVIII (1911) Mém. 22. p. 70 et in Soc. Mycol. Fr. 1914, p. 169. — Mycelio superficiali, radiante, maculas brunneas ex hyphis 2-3  $\mu$  cr. hinc inde inflatis et gemmulas secedentes, ovoideas, 6-8  $\approx$  4-5, efformante; e mycelio primum pycnidiiis dein ascomatibus orientibus; pycnidiiis saepe 5-6 aggregatis, lenticulari-convexis, ostiolo vix prominentibus, nigris 0,2-0,3 mm. diam.; sporulis subeuneatis apice rotundatis infra subtruncatis, rectis v. quandoque curvulis, hyalinis, 1-septatis, non constrictis, 9-12  $\approx$  4-5; sporophoris simplicibus, brevibus, continuis v. 1-2 septatis apice obtusis, 9-20  $\approx$  2-3; ascomatibus sparsis, numerosis, basi tantum immersis, mox convexis et immarginatis demum lenticularibus convexis, nigris, 0,2-0,3 mm. diam., excipulo nullo; ascis clavatis basi distincte breviterque angustato-pedicellatis, apice late rotundatis ibique tunica incrassata praeditis, octo-

sporis, 52-69  $\times$  16-18; paraphysibus agglutinatis, septatis, praecipue ad apicem ramosis, 1,25-1,5  $\mu$  cr., cellula ovoidea brunnea 4  $\mu$  crassa terminatis; sporidiis irregulariter subdistichis, oblongis v. ovoideis, utrinque rotundatis basi tantum parum angustioribus, rectis raro curvulis primum 1-dein 3-septatis, 15-16  $\times$  4-5; epithecio brunneo, thecio hyalino, hypothecio brunneo.

*Hab.* in thallo *Ramalinae fraxineae* (Lichenes), Tenerife, B. del Rio (PITARD). — *Cel. lepidophilo* (Anzi) valde affinis sed pluribus notis diversa.

7. **Celidium proximellum** Karst. — Syll. VIII p. 744. — Var. **uralense** 7543 Naoumoff, Champ. Oural. I (1915), p. 24, t. I f. 12 a. b. in Bull. Soc. Oural. XXV (1915). — A typo, cui valde proximum, differt sporidiis setis 3-6 rectis divergentibus hyalinis, usque ad 14  $\mu$  longis utrinque ornatis.

*Hab.* in cortice *Juniperi communis*, Perm, Ural, Rossia.

## Fam. 20. Ascocorticiaceae

**ASCOCORTICIUM** Bref. — Syll. X p. 71, XVIII p. 198, XXII p. 768.

1. **Ascocorticium effusum** Rodway L., Pap. and Proc. R. Soc. Tasmania 7544 f. Year 1920 (1921), p. 153. — Teniuiter membranaceus (denum evanescens) rubens, ligna dejecta late tegens, immarginatum, undique fertile; ascis directe ex hyphis araneosis ortis, clavatis, octosporis; sporis ellipsoideis obtusis levibus, hyalinis, 12-15  $\times$  6; paraphysibus filiformibus septatis apice leniter incrassatis.

*Hab.* ad ligna dejecta et ad terram argillaceam, denum evanescens, Mc Robies' s Gully, Tasmania. — In mentem revocat fere *Trentepoliam*.

## Fam. 21. Atichiaceae Millardet

**ATICHIA** Flot. — Syll. XXII p. 769.

1. **Atichia dominicana** Cotton, Bull. Bot. Garden Kew 1914 p. 54, eum 7545 ic. — Gelatinosa nigricans, applanata, stellato-ramosa; contextu ex hyphis torulosis mucos immersis constituto, articulis hyalinis, ovoideis vel piriformibus, 5-10  $\mu$  longis, ultimis fuliginosis, minoribus, globosis; ramis horizontalibus patentibus, simplicibus aut furcatis, teretibus, fertilibus, inflato-nodulosis; ascis sub superficie

dispositis, in ramis normalibus vel intumescensibus propriis evolutis, 45-50  $\times$  25-28, late ovoideo-clavatis; sporidiis hyalinis, ovoideis, utrinque rotundatis, medio septatis et constrictis, 17-20  $\times$  8-10; propagulis (conidiis in greges collectis) in cortulis rotundis facie superiore thalli evolutis, triquetris, 20-30  $\mu$  longis, e cellulis ovalibus, 5-6  $\times$  4, compositis.

*Hab.* in foliis *Citri medicae*, saepe ad scutellos *Lepidosaphis Beekii*, Dominica, West Indies (J. JONES).— Ab *A. Tonduzii* Mang. et Pat. (= *Heterobotrys paradoxa* Sacc.) difert praecipue propagulis triquetris.

**HORMOSPHERIA** Lév. — Syll. IX p. 611.

1. **Hormosphaeria tessellata** Lév.— Sacc. Syll. IX p. 611.

7546

*Hab.* in Nova Granata, Amer. Austr., ut in Syll. l.c.— Notae Mycol. XX, Nuovo Giorn. bot. it. 23., 1916, p. 223.— Sec. exempl. originale Lindig a cl. HARIOT communicato, fungillus videtur ad *Atichiaceas* (Cfr. Syll. XXII p. 769) posse referri. Thallus dendritico-stellatus, tenuissimus; asci cylindracei apice rotundati, 95-110  $\times$  12, subsessiles, octospori; paraphyses saepe ramosae, submoniliformes, septatae, 4,6  $\mu$  cr., hyalinae; sporidia oblique monosticha v. disticha, ellipsoidea, utrinque rotundata, 16-17  $\times$  9-10, continua dein obsolete 2-septata, non constricta, septis subapicalibus; perithecia eximie radiatim tessellato-sulcata adsunt sed « sporangia anhistia, globosa et sporidia concatenata » qualia describuntur a cl. Lèveillé, Sacc. non vidit. Genus servari potest characteribus reformatum.

## Fam. 22. Exoascaceae SADEB.

**EXOASCUS** Fuck. — Syll. VIII p. 816, X p. 69, XI p. 435, XIV p. 823, XVI p. 803, XVIII p. 196, XXII p. 763.

1. **Exoascus Aceris** Dearn. et Barth., Mycologia, 9., 1917, p. 350. — 7547  
Maculis subcircularibus v. irregularibus, 0,5-1,5 cm. diam., supra griseo-rufulis, infra pallidioribus, deciduis; ascis copiosis, hypophyllis breviter clavatis v. cylindraceis, plerumque 30  $\times$  9; sporidiis subglobosis v. irregularibus, hyalinis, 4,5-6  $\times$  3-4,5.

*Hab.* in foliis vivis *Aceris grandidentati* (Aceraceae), Parley's Canyon Utah, Amer. bor. (BARTHOLOMEW et GARRETT).

2. **Exoascus viridis** Sadeb. in Jaap, Deutsche bot. Monatschr. XIX, 1901 7548  
p. 76, Maire in Bull. Soc. bot. Fr. 1910 p. CLXVII t. VIII f. 1-7

(sub *Taphrina*).— Hypophyllus; maculis griseo-viridibus, dein pallescentibus et areolatis, non v. vix bullatis; ascis ellipsoideo-oblongis, junioribus apice subretusis, adultis apice rotundatis, 16-22  $\times$  10, octosporis; sporidiis subglobosis v. ellipsoideis, mox gemmiparis, gemmis 5-6  $\times$  3-4; cellula subbasali in epidermide immersa.

*Hab.* in foliis vivis *Alni viridis* (Betulaceae), S. Martino Vesubia Alp. Maritt. Ital., et in Germania et Scandinavia.

3. **Exoascus Avellanæ** Connold, Plant Galls of Great Britain, London, 7549  
Adler 1909, p. 117 n. 128 fig. 131 (nomen nudum).— *Exoascus Coryli* E. Lemée, Les Ennemis des Plantes p. 1, in Bull. Soc. d'Hortic. de l'Orne, Alençon 1917, nomen nudum.

*Hab.* generat cladomanias in *Corylo Avellana* (« balai de sorcière » et « Witches' broom » dictas), prope Hastings, Anglia, et in *Cor. Avellana* var. *foliis laciniatis* (Betulaceae), Alençon, Gallia (TELLIER CROISÉ).

4. **Exoascus Cerasi-microcarpæ** Kuschke in Monit. Jard. Bot. Tiflis 7550  
XXXI, 1913, p. 23.— Mycelio in parenchymate corticali ramorum perennante; stato ascophoro in fructibus deformatis apparente; ascis densis, octosporis, clavatis, breviter stipitatis, 35-50  $\mu$  longis, 10-13  $\mu$  crassis; sporis rotundatis, ovalibus vel ovatis, majusculis, 5-7,5  $\times$  5-6,25.

*Hab.* in fructibus juvenilibus *Cerasi microcarpæ* (Rosaceae), in faucibus Mazit, prov. Elisabethpol distr. Ares, Transcaucasia.

\*) **TAPHRINA** Fr. — Syll. VIII p. 812, X p. 67, XI p. 437, XIV p. 824, XVI p. 1152, XVIII p. 197, XXII p. 765.

1. **Taphrina Jaczewskii** Palm, Arkiv. för Bot. Bd. 15., 1917-1918, n. 5, 7551  
p. 38. — Ita vocandum est *Exoascus confusus* Jaczewski (in *Aero*) (Syll. XVIII p. 196), quia jam extat *Exoascus confusus* Atkinson (Syll. XI p. 436).
2. **Taphrina media** Palm, Arkiv för Bot., Bd. 15., 1917-1918, n. 5, 7552  
p. 20, fig. 4-5. — Mycelio inter cuticulam et epidermidem ramorum foliorumque vivorum crescente, ramis foliisque deformante « scopas sagarum » formante; ascis in pagina foliorum inferiore superio-

\*) Cnfr. BJ. PALM, Svenska Taphrinaarter, in Arkiv. för Botanik, Bd. 15., 1917-1918, N. 4., pp. 1-41, 9 fig.

reque insidentibus, late cylindraceis, apice truncatis, 25-90  $\mu$  alt., 10-12  $\mu$  crass.: sporis octonis, globosis, 3-5  $\mu$  diam.

*Hab.* in ramis et foliis *Alni glutinosae* (Betulaceae), Sudermaniae et Upplandiae, Suecia.

3. *Taphrina Lagerheimii* Arkiv. för Bot., Bd. 15., 1917-1918, n. 5, p. 12, 7553

fig. 2.— Mycelio inter cuticulam et epidermidem ramulorum foliorumque vivorum crescente; ascis in pagina inferiore insidentibus, cylindraceis, apice rotundato-truncatis, 53-60  $\times$  13,5-17; cellula basilari 19,5-23,5  $\mu$  alta, 19,5-26  $\mu$  crass.; sporis subglobosis 4,5-6  $\mu$ ; conidiis minutissimis, globosis.

*Hab.* in *Betula odorata* (Betulaceae), ad Kapellsjär, Rådmansö paroc. Upplandiae, Suecia.

4. *Taphrina lapponica* Juel, Svensk Bot. Tidskr. 1912.— Palm, Arkiv. 7554

för Bot., Bd. 15., 1917-1918, n. 4, p. 7 et 10, fig. 1.— *A Taphr. alpina* Joh. differt praecipue mycelio in ramulis perennante; ascis 40  $\times$  16 (nec 20-27  $\times$  9-14).

*Hab.* in foliis *Betulae odoratae* et *alpestris*, Suecia boreali.

5. *Taphrina lata* Palm, Arkiv för Bot., Bd. 15., 1917-1918, n. 5 p. 10.— 7555

Ramis foliisque mycelio, inter epidermidem et cuticulam crescente, inficiente, leviter deformante; ascis in foliorum pagina inferiore insidentibus, cylindraceis, apice rotundatis, 40-45  $\times$  18-22; cellula stipitali 16-20  $\mu$  alt., 25-33  $\mu$  crass.; sporis non visis; ascis conidiis minutissimis vel 3-5  $\mu$  long. repletis.

*Hab.* in *Betula odorata*, ad Tungelsta, Sudermanniae, Suecia.

6. *Taphrina splendens* Palm, Arkiv för Bot., Bd. 15., 1917-1918, n. 5., 7556

p. 16. fig. 3.— Mycelio inter epidermidem et cuticulam ramorum foliorumque vivorum crescente « scopas sagarum » formante; ascis in foliorum pagina inferiore insidentibus, dense confertis, subcylindraceis, apice truncato-rotundatis, ad basim leviter constrictis, 59-71  $\times$  20-23; cellula basilari truncata, 20-25  $\mu$  alt., 20-24  $\mu$  cras.; sporis non visis; conidiis minutis, globosis.

*Hab.* in *Betula odorata*, ad Abisko et Pålnoiken in Lapponia Tornensi, Suecia.

7. *Taphrina mexicana* Sydow, Ann. Mycol. 18., 1920, p. 159.— Hy- 7557

pophylla, folia tota rubescentia occupans; asci dense aggregati, cylindracei, apice rotundati vel saepius truncati, 28-35  $\times$  6-9, octospori, cellula basilari 9-13  $\mu$  longa et 7-10  $\mu$  lata suffulti; sporae ellipsoideae, 3,5-4,5  $\times$  2,5-3,5.

*Hab.* in foliis *P r u n i m i c r o p h y l l a e* (Rosaceae), et parvas cladomanias etiam efformans, Mexico (REICHE).

8. *Taphrina wettsteiniana* Herzfeld, Oesterr. Bot. Zeitschr. 60 (1910) 7558

p. 249, e. ic. — Vesiculosa, brunneola; mycelio subenticulari sed mesophyllum etiam invadente; ascis gracilibus, cylindraceis, sursum attenuatis, rotundatis vel acutiseulis, 50-70  $\times$  5-7, plerumque cellula basilari sterili praeditis; sporis octonis, oblongo-fusoideis, utrinque acutatis, medio interdum subconstrictis, 5  $\times$  1, hyalinis.

*Hab.* in frondibus *P o l y s t i c h i L o n c h i t i d i s* (Filices), Sondestal, Tirolia bor.

9. *Taphrina rhomboidalis* Syd. et Butl., Ann. Mycol. IX, 1911, p. 373, 7559

fig. 1.— Haud deformans; maculas amphigenas planas haud bullatas plerumque venulis limitatas e centro ad marginem pinnularum extensas quoad formam rhomboidales aureas in epiphylllo quam in hypophyllo parum obscuriores aetate brunneas utraque pagina fertiles efformans; ascis clavatis, superne crassioribus, apice rotundatis, 30-32  $\times$  6,5-8, 6-8-sporis; sporidiis ellipsoideis, hyalinis, 5-7,5  $\times$  2-3.

*Hab.* in frondibus *P t e r i d i s q u a d r i a n r i t a e* (Filices), Kumaon Himalaya, Indiae or. (JNAYAT).

10. *Taphrina maculans* E. J. Butler, Ann. Mycol. IX, 1911, p. 39, tab. 7560

IV et 1 icon. — Maculis amphigenis, aureo-brunneis, subrotundis, hyphis sterilibus inter parietes cellularum epidermidis et hypodermidis, fertilibus inter cuticulam et epidermidem ereseentibus; ascis clavatis, cellulis basilaribus una v. paucis suffultis, apice rotundatis v. truncatis, basi saepe attenuatis, parte libera 20-30  $\times$  6,5-10, plerumque 8-sporis; sporidiis ovoideis v. suboblongis, 4-6,5  $\times$  2-2,5.

*Hab.* in foliis *C u r c u m a e l o n g a e* (Zingiberaceae), et *Z i n g i b e r i s C a s u m u n a r*, Indiae or.

11. *Taphrina linearis* Sydow, Ann. Mycol. XII, 1914, p. 568. — 7561

Maculis distinctis, primitus orbicularibus albidis  $\frac{1}{2}$ -1 cm. diam. fusco-purpureo marginatis, dein confluentibus et tandem toto folio pallescente; caespitulis paucis (1-3) in quaque macula, striiformibus, 3-10 mm. longis,  $\frac{1}{2}$ -1 mm. latis, aureo-brunneis, epiphyllis, hyphis sterilibus inter parietes cellularum epidermidis et hypodermidis, fertilibus inter cuticulam et epidermidem ereseentibus; ascis clavatis, cellulis basalibus una vel paucis suffultis, apice rotundatis v. truncatis, densissime stipatis immataris tantum visis, ca. 25  $\times$  7-9.

*Hab.* in foliis vivis v. languidis *G l o b b a e m a r a n t i n a e* (Zingiberaceae), pr. Angat prov. Bulacan Ins. Philippin. (M. RAMOS). — *Taphr. maculanti* Butl. proxima.

## Gen. incertae sedis

**TYRIDIOMYCES** Wheeler, Bull. Amer. Mus. Nat. Hist., v. XXIII, 1907, p. 772. — Diagn. nulla.

1. **Tyridiomyces formicarum** Wheeler, l. c. tab. I fig. 29, tab. 411 fig. 43-44. — Bromatiis subpiriformibus, 0,25-0,55 mm. diam., albidis v. flavidis, aspectu caseoso; sporulis minutis ellipsoideis v. subsphaeroideis, 0,78-2  $\times$  0,78-1; contextu granuloso-vacuolato; aspectu saccharomycetoideo. 7562

*Hab.* socio C y p h o m y r m e c i s r i m o s i.

*Fam. 23. \*)* **Endomycetaceæ** SCHR.

**ENDOMYCES** Rees. — Syll. VIII p. 821, X p. 70, XVI p. 1153, XVIII p. 202, XXII p. 767.

1. **Endomycetes Lindneri** Saito, Zeitschr. f. Gärungsphys. II (1913) p. 151. — Mycelio ramoso, septato; conidiis in ramis fertilibus acroplogenesis, sessilibus, singulis vel breviter catenulatis, e globoso ovoideis, 7-9  $\times$  5-7 (ex icone); ascis in apice vel ad septa hypharum fibulato-copularum sitis, globosis vel subglobosis, 9-12  $\mu$  diam.; sporidiis in quoqueasco plerumque 2-4, galeaeformibus, idest concavo-vel plano-convexis et basi marginatis, 3,6-7  $\mu$  latis (sine margine), hyalinis. 7563

*Hab.* in cerevisia milio confecta et « hoangchiu » dicta, in Cina. — *Obs.* - *E. fibuligeri* characteribus morphologicis valde affinis, sed biologice facile dignoscenda species, quia maltosium et dextrina in fermentationem inducit.

*Fam. 24. \*\*)* **Saccharomycetaceæ** RÈES

**SACCHAROMYCES** Meyen — Syll. VIII p. 916, XI p. 437, XIV p. 828, XVIII p. 198, XXII p. 771.

1. **Saccharomyces Laghbi** Gasperini, Atti R. Acc. Georg. Firenze Ser. V, v. 10., an. 1913, p. 98, fig. 2,4. — *Sacch. Cerevisiae* Gasper. nec 7564

\*) Cfr. ZENDER, Bull. Soc. botan. de Genève, 17., 1925 p. 258 et p. 272, in quo genera et species nova describuntur, de quibus in futuris volum..

\*\*) Cfr. etiam gen. *Torulopsis* inter Mucedineas.

Mey., in Bull. Soc. Bot. it. XX, 1888, p. 446. — Cellulis 8-9,5  $\times$  4,5-8, nonnullis minoribus 3-4  $\times$  1,5-3.

*Hab.* in vino *Phoenicis dactyliferae* « laghi » dicto, Tripolitania, Africa bor. — *Sacch. Cerevisiae* affinis cuius videtur forma tantum notis biologicis huicque distincta.

2. **Saccharomyces Opuntiae** Ulpiani e Sarcoli, Gazzetta Chimica italiana XXXI, P. II, 1901, p. 403, con 1 tav.; t. XXXIII, 1903, P. I, p. 441. — Cellulis majusculis primum 8,4-9,6  $\times$  4,8-6 ovoideolongatis solitariis, demum magis elongatis angustioribus subbacillaribus, usque ad 24  $\times$  4,8, catenulatis; maximum temp. in culturis + 50°; colore nullo; ferment. in glucosio et levulosio.

*Hab.* in musto fermentanti fructuum *Opuntiae Fici indicae*, Italia austr.

3. **Saccharomyces Ribis** R. E. Ludwig, Bull. Soc. bot. Genève, 1917, p. 439 f. 5-8. — Cellulis ovoideis quandoque rotundatis, plerumque vacuolum magnum extus granulorum praeditis, 2,5-7  $\times$  1-3, lateraliter gemmantibus et tunc typice angulosis; aseis rotundatis v. ovoideis tetrasporis. — Fermentatione in musto vini valida. In culturis in 2 menses fluidificat gelatinam; culturis in musto cum gelatina ad 10 % rotundatis, ambitu albis, dentatis, centro flavis et umbonatis.

*Hab.* in fructibus *Ribis rubri* et ad terram sub ejusdem plantis, Helvetia.

4. **Saccharomyces Gentianae** H. Guyot, Bull. Soc. bot. Genève, 1916, p. 307, fig. XVI-XVII. — Affinis *Sacch. Lendneri*, a quo differt sporis membrana liquefacta evanescente liberatis.

*Hab.* in fermentatione radicis *Gentianae luteae*, ex Jura Helvetiae.

5. **Saccharomyces juillardensis** H. Guyot, Bull. Soc. bot. Genève, 1916, p. 307, f. XVIII-XIX. — Affinis *Sacch. Gentianae*, a quo differt ruptura aseis transversali.

*Hab.* in fermentatione radicis *Gentianae luteae*, Jura Helvetiae, loco dicto « La Juillarde », alt. 1100 m.

6. **Saccharomyces Zopffi** Artari, Sacc. Syll. XVIII p. 201; H. Guyot, in Bull. Soc. bot. Genève, 1916 p. 305 fig. XI-XII. — Colonis juvenilibus rotundatis, tenuiter striatis, flavis, gigantibus, gelatinam liquefacientibus intra mensem et dimidium; cellulis rotundis v. ovoideis; germinantibus, 2,5-6  $\times$  2,5-5.

*Hab.* ex fermentatione radicis *Gentianae luteae*, Jura Helvetiae et in succo saccharino in Germania.

7. **Saccharomyces Lendneri** H. Guyot in Bull. Soc. bot. Genève 1916, 7570  
p. 306-307 fig. XIII-XV. — Cellulis rotundatis v. plus minus ovalibus, 3-6  $\approx$  2,5-5; coloniis levibus, politis, leviter striatis deposito seu crassamento in liquido uniformi; sporis tetraedrice dispositis ruptura ascii apicis liberatis, sphaericis, minutis.  
*Hab.* ex fermentatione radicis *Gentianae luteae*, ex Jura Helvetiae.
8. **Saccharomyces Lindneri** Guillierm. in Annal. Sc. Nat. Botan., sér. 7571  
IX t. XIX (1914) p. 16, tab. 4. — Cellulis late ovoideis, raro subglobois 4-9  $\approx$  4-8, senescendo amplioribus, plerumque solitariis vel subsolitariis; sporis in quoque asco 1-4, sphaericis, 2-3  $\mu$  diam.  
*Hab.* in vino e rhizomate *Zingiberis officinalis* parato, Africa occidentali (CHEVALIER). — E stirpe *S. ellipsoidei*.
9. **Saccharomyces Chevalieri** Guillierm. in Ann. Sc. Nat. Botan. sér. 7572  
IX, t. XIX (1914) p. 3 tab. 1. — Cellulis majusculis, sphaeroideis vel ovoideis, 5-9  $\approx$  4-7, gemmantibus, saepe 3-10 in colonia adherentibus; sporis 1-4 in quoque asco, sphaeroideis, 2,5-3,5  $\mu$  diam.  
*Hab.* in vino [vin d'Elalis], Côte d'Ivoire, Afr. occid. (CHEVALIER). — E stirpe *S. ellipsoidei*.
10. **Saccharomyces Mangini** Guillierm. in Annal. Sc. Nat. Botan., ser. 7573  
IX, t. XIX (1914) p. 7 tab. 2. — Cellulis ovoideis vel subglobois, solitariis vel e gemmatione 2-4 consociatis, 3-10  $\approx$  3-7; sporis in quoque asco 1-4, sphaericis, 2-2,5  $\mu$  diam.  
*Hab.* in vino [vin de Bili] e tuberculis *Osbeckiae grandiflorae* parato, Conakry, Guinea gallica, Afr. (CHEVALIER). — E stirpe *S. ellipsoidei*.
11. **Saccharomyces Lebenis** E. Rist et J. Khoury, Études sur un lait 7574  
fermenté comestible le « Leben » d'Egypte p. 76, Ann. Inst. Pasteur XVI, 1902, p. 65-84. — Cellulis ovoideis 3-6  $\mu$  diam., intus distincte granulosis, solitariis raro binis conjunctis, gemmulis mox secedentibus; mycelio et endosporis ignotis; in saccharosio et maltosio fermentationem inducit, nullam in lactosio.  
*Hab.* in lacte fermentato « leben » dicto. — De « leben » Algeriae, enfr. Arnold, Thèse de Montpellier 1890.

**HANSENIOSPORA** Zikes., Centralbl. f. Bakter. II Abt. XXX, p. 145 (1911). — *Saccharomyces apiculatus* Rees — Syll. VIII p. 918. — Collective sumptus, sec. Auct. dividi potest in greges duos, nempe: *Hanseniospora* Ziekles, complectens formas ascigeras, et *Hansenia* Lindn. (non Karst.) complectens formas non ascigeras.

1. **Hanseniospora valbyensis** Klöck., C. R. Trav. Lab. de Carlsberg, v. 7575  
X, 1913, 4. Livr. p. 341, tab. VII fig. 33-36, tab. VIII fig. 37-42. —  
Cellulis (temp. 25°) limoniformibus, ellipsoideis v. demum plus mi-  
nusve elongatis, 5-8  $\mu$  long.; ad temp. 30° plerumque conformibus  
nonnullis tantum longioribus; sporis endogenis plerumque binis pri-  
mum sphaeroideis dein hemisphaericis. Temperies gemmationi apta:  
maxima 32°-33°, minima 0,5 et infra.

*Hab.* ad terram, Vesterfaelled, Valby, Copenhagen (Dania), sed  
characteres ex cultura in musto cerevisiae. — Inducit fermentationem  
alcoholicam in dextrosio, levulosio et d-mannosio.

**PSEUDOSACCHAROMYCES** (Van Laer, Bull. Ass. belge des Chemistes  
1893, n. 3) Klöcker, C. R. Trav. Labor. de Carlsberg v. X, 1913,  
4. Livr. p. 323, non Briosi e Farn. — Syll. XXII p. 780. — Cellulae  
limoniformes; endosporae nullae. — Huc pertinet *Saccharomyces api-  
culatus* Rees-Hansen — Vix differt a genere *Cryptococco* Kütz. —  
Syll. XXII p. 776 — quocum aptius conjungendum videtur.

1. **Pseudosaccharomyces austriacus** Klöck., C. R. Trav. Lab. de Carlsb. 7576  
v. X, 1913, 4. Livr. p. 326, tab. II fig. 3-4. — Cellulis limoniformi-  
bus v. ellipsoideis rarissime subhemisphaericis, 4-6  $\mu$  long.; tempe-  
ries gemmationi apta: maxima 35°-36°, minima 3,5°-0,5°.

*Hab.* ad terram in Alpibus Austriae, sed characteres ex cultura  
in musto cerevisiae. — Inducit fermentationem in dextrosio, levu-  
losio, d-mannosio.

2. **Pseudosaccharomyces africanus** Klöck., l. c. p. 327, tab. II fig. 5-6. — 7577  
Cellulis plerumque elongato-limoniformibus 7-12  $\mu$  long. ad tempe-  
riem 25°, subhemisphaericis ad temp. 33°; temper. gemmationi apta:  
maxima 36°-37°, minima ?

*Hab.* ad terram, Akbau Algeriae, sed characteres ex cultura in  
musto cerevisiae. — Inducit fermentationem in dextrosio, levulosio,  
d-mannosio et parum in maltosio.

3. **Pseudosaccharomyces corticis** Klöck., l. c. p. 327, tab. III fig. 7-8. — 7578  
Cellulis (temp. 25°) breviter limoniformibus raro ellipsoideis, 6-15  $\mu$   
long., ad temp. 33° inflatis subsphaeroideis et usque ad 30  $\mu$  cr.;  
temperies gemmationi apta: maxima 36°-37°, minima 3,5°-0,5°.

*Hab.* ad cortices lichenosas et muscosas arborum, prope Copen-  
hague (Dania), sed characteres ex cultura in musto cerevisiae. —  
Inducit fermentationem in dextrosio, levulosio et d-mannosio et pa-  
rum in maltosio.

4. **Pseudosaccharomyces Mülleri** Klöck., l. c. p. 328, tab. III fig. 9-10. — 7579

Cellulis (ad temp. 25.°) limoniformibus v. ellipsoideis, 4-6  $\mu$  long., ad temp. 33.° inflatis forma eximie variabilibus; temperies gemmationi apta: maxima 35°-36°, minima 3.5°-0.5°.

*Hab.* ad terram in Insula Java, sed characteres ex cultura in musto cerevisiae. — Inducit fermentationem in dextrosio, levulosio et d-mannosio. Species Cl. D.r Müller-Thurgau dicata.

5. **Pseudosaccharomyces Lindneri** Klöck., l. c. p. 328, tab. III fig. 11-12. — 7580

Cellulis (temp. 25.°) limoniformibus v. ellipsoideis, 3-5  $\mu$  long., ad temp. 33.° inflatis et parum longioribus; temper. gemmationis apta: maxima 36°-37°, minima 8°-6°.

*Hab.* ad terram in Insula Java, sed characteres ex cultura in musto cerevisiae. — Inducit fermentationem in dextrosio, levulosio et mannosio. Species Cl. Prof. Lindner dicata.

6. **Pseudosaccharomyces germanicus** Klöck., l. c. p. 329, tab. IV fig. 7581

13-14. — Cellulis (temp. 25°) plerumque limoniformibus paucis tantum ellipsoideis, 5-8  $\mu$  long., ad temp. 33° inflatis sphaeroideo-elongatis et usque ad 30  $\mu$  long.; temperies gemmationi apta: maxima 36°-37°, minima 8°-6°.

*Hab.* ad terram in montibus Harz Germaniae, sed characteres ex cultura in musto cerevisiae. — Inducit fermentationem in dextrosio, levulosio et d-mannosio.

7. **Pseudosaccharomyces Jenseni** Klöck., l. c. p. 330 tab. IV fig. 15-16. — 7582

Cellulis (temp. 25°) plerumque ellipsoideis nonnullis tantum limoniformibus, 2-5  $\mu$  long., ad temp. 35° parum inflatis sed fere conformibus; temperies gemmationi apta: maxima 37°-38°, minima 6°-3.5°.

*Hab.* ad terram in Insula Java, sed characteres ex cultura in musto cerevisiae. — Inducit fermentationem in dextrosio, levulosio, d-mannosio, saccharosio et parum in maltosio. — Species Cl. Hjalmar Jensen dicata.

8. **Pseudosaccharomyces javanicus** Klöck., l. c. p. 330, tab. IV fig. 7583

17-18. — Cellulis (temp. 25°) limoniformibus, nonnullis magis elongatis v. ellipsoideis, 6-12  $\mu$  long., ad temp. 35° subimmutatis v. parum crassioribus; temper. gemmationi apta: maxima 38°-39°, minima 8°-6°.

*Hab.* ad terram in Insula Java, sed characteres ex cultura in musto cerevisiae. — Inducit fermentationem in dextrosio, levulosio, d-mannosio, saccharosio et parum in maltosio.

9. **Pseudosaccharomyces malajanus** Klöck., l. c. p. 331 tab. V, fig. 19-20. — 7584

Cellulis (temp. 25°) elongato-limoniformibus v. parum subhemisphaericis, 5-12  $\mu$  long., ad temp. 35.° crassioribus et subsphaeroideis;

temper. gemmationi apta: maxima 36°-37°, minima 8°-6°.

*Hab.* ad terram in Insula Java, sed characteres ex cultura in musto cerevisiæ.— Inducit fermentationem in dextrosio, levulosio, d-mannosio, saccharosio et parum in maltosio.

10. **Pseudosaccharomyces Lafari** Klöck., l. c. p. 332 tab. V fig. 21-22.— 7585

Cellulis (temp. 25°) plerumque elongato-limoniformibus, nonnullis etiam elongato-ellipsoideis, 5-10  $\mu$  long., ad temp. 35° aliis conformibus plurimis subhemisphaericis raris magis elongatis; temp. gemmationi apta: maxima 36°-37°, minima 8°-6°.

*Hab.* terram in Insula Java, sed characteres ex cultura in musto cerevisiæ.— Inducit fermentationem in dextrosio, levulosio, d-mannosio, saccharosio, parum in maltosio. — Species Prof. F. Lafar dicata.

11. **Pseudosaccharomyces Willi** Klöck., l. c. p. 332, tab. V fig. 23-24.— 7586

Cellulis (temp. 25°) limoniformibus, nonnullis minoribus ellipsoideis, 4-10  $\mu$  long., ad temp. 35° plerumque fortiter inflatis, piriformibus v. ovoideis, nonnullis 12  $\times$  6  $\mu$  cr.; temper. gemmationi apta: maxima 37.5°-38.5°, minima 8°-6°.

*Hab.* ad terram, St. Thomas (Antillæ danicæ), sed characteres ex cultura in musto cerevisiæ.— Inducit fermentationem in dextrosio, levulosio, d-mannosio, saccharosio, parum in maltosio. — Species Cl. Prof. H. WILL dicata.

12. **Pseudosaccharomyces Antillarum** Klöck., l. c. p. 333, tab. VI fig. 25-26. — 7587

Cellulis (temp. 25°) limoniformibus, nonnullis parvis et ellipsoideis, 5-12  $\mu$  long., ad temp. 35° parum incrassatis conformibus vel plurimis ellipsoideis; temper. gemmationi apta: maxima 37°-38°, minima 4°-3°.

*Hab.* ad terram in St. Thomas (Antillæ Danicæ), sed characteres ex cultura in musto cerevisiæ. — Inducit fermentationem in dextrosio, levulosio, d-mannosio, saccharosio, parum in maltosio.

13. **Pseudosaccharomyces occidentalis** Klöck., l. c. p. 334, tab. VI fig. 27-28. — 7588

Cellulis (temp. 25°) plerumque limoniformibus, nonnullis etiam ellipsoideis 6-10  $\mu$  cr., ad temp. 35° magis crassis et plus minus deformatis; temp. gemmationi apta: maxima 39°-40°, minima 6°-3.5°.

*Hab.* ad terram, Ste. Croix (Antillæ Danicæ), sed characteres ex cultura in musto cerevisiæ.— Inducit fermentationem in dextrosio, levulosio, d-mannosio, saccharosio et parum in maltosio.

14. **Pseudosaccharomyces santacruzensis** Klöck., l. c. p. 334, tab. VI fig. 29-30.— 7589

Cellulis (temp. 25°) plerumque limoniformibus, nonnullis

etiam ellipsoideis, omnibus vacuolis magnis praeditis, 6-10  $\mu$  cr.; ad temp. 35° fortiter incrassatis et plus minus elongatis usque ad 40  $\approx$  6; temp. gemmationi apta: maxima 37°-38°, minima 6°-3,5°.

*Hab.* ad terram, Ste Croix (Antillae Danicae), sed characteres ex cultura in musto cerevisiae.— Inducit fermentationem in dextrosio, levulosio, d-mannosio et parum in saccharosio et maltosio.

15. **Pseudosaccharomyces indicus** Klöck., l. c. p. 335, tab. VII fig. 31-32.— 7590

Cellulis (temp. 25°) limoniformibus, ellipsoideis v. elongatis, 3-7  $\mu$  long., ad temp. 35° plerumque conformibus sed majoribus; temp. gemmationi apta: maxima 37°-38°, minima 4°-3°.

*Hab.* ad terram, in Hymalaya Asiae, sed characteres ex cultura in musto cerevisiae.— Inducit fermentationem in dextrosio, levulosio, d-mannosio, saccharosio et parum in maltosio.

**MYCODERMA** Pers. — Syll. XXII p. 781.

1. **Mycoderma Lebenis** E. Rist et J. Khoury, Etudes sur un lait fermenté commestible, le « Leben » d' Egypte p. 79, in Ann. Inst. Pasteur XVI, 1902, p. 65-84. — 7591

Cellulis singulis cylindraccis 6-12  $\mu$  long. 3  $\mu$  circ. crassis (quandoque utrinque biscoctiformi inflatis), saepe in filamentis myceliiformibus congregatis et tunc angustioribus, 33  $\mu$  et ultra long. 1,5-2  $\mu$  tantum crassis; gemmulis lateralibus catenulis consimilibus efformantibus, ex angulo recto orientibus; plasmate granuloso saepe vacuolis praedito.

*Hab.* in lacte fermentato « leben » dicto, Aegypto.

2. **Mycoderma Chevalieri** Guillerm. in Ann. Se. Nat., Botan., sér. IX, 7592

t. XIX (1914) p. 19 fig. 2 et tab. 5. — Cellulis initio solitariis vel geminatis, cylindraccis, 4-14  $\approx$  3-5, apicibus tantum gemmantibus, dein, senescendo, elongatis, dendroideo-consociatis, pseudomycelialibus, 25-30  $\mu$  longit. etiam attingentibus; sporis nullis.

*Hab.* in vino e rhizomate Zingiberis officinalis parato, Africa occident. (CHEVALIER).

\*) **DEBARYOMYCES** Klöcker — Syll. XXII p. 786.

1. **Debaryomyces tyrocola** Konokotine, Bull. Jard. impér. Bot. St. Pétersbourg XIII (1913) p. 36, cum ic. et tab. 4 pp.; Bot. Centralbl. 7593

1913 vol. 123. p. 620; Deux nouvelles levures à hétérogamie etc.,

\*) Formae complures anonimae hujus gén. describuntur in: CESARI et GUILLERMOND, *Les Levures de saucisson* in Ann. Inst. Pasteur, 34., 1920, pp. 229-248, cum icon.

Bull. trav. École de Médecine des femmes de St. Petersbourg, 1913. — Fermentatione in culturis nulla, saccharosium tantum invertitur. Formae 4 ex magnitudine sporarum et characteribus culturae distinguuntur.

*Hab.* in caso batavico, in Rossia.

2. **Debaryomyces Klöckerii** Guilliermond et Péjn, Bull. Soc. Mycol. de Fr. XXXVI. 1920 p. 164, tab. VI-X (absque diagnos.). — Cellulis rotundatis v. subellipsoideis, solitariis v. parce gregariis, aliis saepe torulose dispositis; aliis mycelium parcum ramosissimum sublabelatum efformantibus; copulatione heterogamica; ascis 1-4 sporis; ascosporis parietibus erassis verrucosis donatis, 2  $\mu$  circ. cr. 7594

*Hab.* ex macula anginae in pharynge hominis, Gallia. — Fungus inter Endomycetaceae et Saccharomycetaceae medius. Proximus etiam *Endomycete javanico* Klöcker.

**NECTAROMYCES** Sydow n. nov., Ann. Mycol. 16., 1918, p. 244 (absque diagn.). — Syn. *Anthomyces* J. Grüss 1917 nec Dietel 1899.

1. **Nectaromyces Reukautii** (Grüss) Sydow, l. c. p. 244, *Anthomyces Reukautii* Grüss, Ber. deutsch. bot. Ges. 35. (1917) 1918, p. 746, cum icon. et tab. (absque diagn.). — Cellulis ellipsoideis v. subglobosis, dein copiose gemmantibus et tunc coloniis undique effusis efformantibus, saepe initio substellatim radiantibus. 7595

*Hab.* in floribus melliferis *Salviae*, *Lamii*, *Fritillariae*, *Linariae*, *Lonicerae* etc.

**NADSONIA** Syd. — Syll. XXII p. 786.

1. **Nadsonia elongata** Konokotine in Bull. Jard. impér. Bot. St. Pétersbourg XIII (1913) p. 32, cum ic. et tab. 4 pp. — Bot. Centralbl. 1913 vol. 123. p. 620; Deux nouvelles levures à hétérogamie etc. Bull. Trav. École de Médecine des femmes de St. Petersbourg, 1913. — Cellulis ovoideis, ante copulationem (ex macro-et microgametis) magis elongatis; sporis in asco efformatis demum liberis et vegetative vigentibus. — Inducit fermentationem in dextrosio et levulosio sed non in saccharosio, lactosio et maltosio. 7596

*Hab.* ex muco gummoso *Betulae*, in prov. Smolensko.

**HANSENULA** Sydow, Ann. Mycol. 17., 1919, p. 44, nom. nov. — Syn. *Willia* E. Ch. Hansen 1904 nec C. Müll. 1899. — Syll. XVIII p. 786. — Typus gen. *Hansenula anomala* (E. Ch. Hans.) Sydow. 7597

**PICHIA** E. Ch. Hans. — Syll. XVIII p. 198, XXII p. 787.

1. **Pichia polymorpha** Klöcker, Centralbl. f. Bakt. II Abt. 35., 1912, 7598  
p. 373; C. R. Trav. Labor. de Carlsberg v. X, 1913, p. 215, tab. I  
fig. 4-5. — Cellulis ovoideo-ellipsoideis usque ad 13  $\mu$  long. sed  
maxime variabilibus; sporis endogenis sphaeroideis 4  $\mu$  circ. cr. sed  
raro inventis; temper. ad multiplicationem cellularum apta, maxima  
circ. 39°, minima 0.5 et infra.

*Hab.* characteribus ex cultura in cerevisia, sed ad terram inventa,  
Dania.— Coeteri characteres biologici et culturales in Klöcker l. c.  
reperiuntur.

2. **Pichia Gentianae** H. Guyot, Bull. Soc. bot. Genève, 1916, p. 309 7599  
f. XX-XXI.— Cellulis rotundatis v. ovalibus, 3-12  $\times$  3-5; velo albo,  
farinoso, in liquido nutricao membranam faciente; coloniis juveni-  
libus hemisphaericis, cremeis, apice flavidis; gigantibus depressis,  
centro papillatis.

*Hab.* in fermentatione radicis *Gentianae luteae*, ex  
Jura Helvetiae.

3. **Pichia juratensis** H. Guyot, Bull. Soc. bot. Genève, 1916, p. 311.— 7600  
Cellulis ovalibus 3.5-5  $\times$  3-7; velo albo farinoso; sporis tetraedrice  
dispositis in ascis medio dehiscentibus; cellulis perennantibus haud  
raris.

*Hab.* in fermentatione radicis *Gentianae luteae*, Jura  
Helvetiae.

4. **Pichia suaveolens** Klöcker, Centralbl. f. Bakter. etc. II Abt., 35., 7601  
1912, p. 371; C. R. trav. Labor. de Carlsberg v. X, 1913, 2. Livr.  
p. 211 tab. I fig. 1. — Cellulis sphaeroideis v. ovoideis 5-8  $\mu$  cr.;  
sporibus endogenis subglobosis v. parum depressis plerumque binis  
2  $\mu$  circ. cr.; temper. ad multiplicationem cellularum apta, maxima  
34°-36°, minima 10-4°; ad productionem sporularum, maxima 29°-33°,  
minima circ. 10°.

*Hab.* characteribus ex cultura in substentaculo cerevisiae, sed ad  
terram inventa, Dania.— Coeteri characteres biologici et culturales  
in Klöcker l. c. reperiri potes.

5. **Pichia Calliphorae** Klöcker, Centralbl. f. Bakter. etc. II Abt. 35., 7602  
1912, p. 374; C. R. Trav. Labor. Carlsberg v. X, 1913, p. 216, tab.  
I fig. 6.— Cellulis cylindraceo-ellipsoideis usque ad 13  $\mu$  long. raro  
sphaeroideis; sporibus endogenis 2-4 plerumque inter se concretis et  
tunc aegre formam ostendunt; temper. ad multiplicationem cellu-  
larum apta, maxima 33°-35°, minima 4°-0.5°. ad productionem spo-  
rularum, maxima 24°-27°, minima 10°-7°.

*Hab.* characteribus ex cultura in cerevisia, sed in corpore muscidae *Calliphoræ erythrocephalæ* inventa species; Carlsberg. — Caeteri characteres biologici et culturales in Klöcker l. c. reperiuntur.

6. ***Pichia alcoholophila*** Klöcker, Centralbl. f. Bakter., II Abt. 35., 1912, 7603 p. 372; C. B. Trav. Labor. de Carlsberg, v. X, 1913, 2. Livr. p. 213, tab. I fig. 2-3. — Cellulis ovoideo-elongatis magnitudine variabilibus 6-9  $\mu$  long., demum sphaeroideis, sporarum endogearum, saepius quatuor sphaeroideis, plerumque 1,5-2  $\mu$  cr.; quandoque cellulis magnis 16-17  $\mu$  long. et ultra et tunc usque 15 sporulas endogenas generantibus; temper. ad multiplicationem cellularum apta, maxima 33°-35°, minima 8°-4°, ad productionem sporularum, maxima 29°-33°, minima 4°-0,5°.

*Hab.* characteres ex cultura in cerevisia, sed ad terram inventa, Dania. — Caeteri characteres biologici et culturales in Klöcker l. c. reperiuntur.

**ZYGOSACCHAROMYCES** Baker — Syll. XVI p. 818, XVIII p. 198, XXII p. 787.

1. ***Zygosaccharomyces mellis-acidi*** v. Richter, Mycol. Centrbl. I (1912) 7604 p. 67 c. ic. — Cellulis minutis, sphaeroideis vel breviter ellipsoideis, 3-4  $\mu$  diam., raro usque ad 5,5  $\mu$ , copiose gemmantibus (opt. temper. 30°-35°) et colonias variae magnitudinis efformantibus; sporis post copulationem duarum cellularum orientibus, globosis, 3,5-4,5  $\mu$  diam.; fermentationem energeticam in glucosio, fructosio et saccharosio inducit, tennem in galactosio, nullam in maltosio, lactosio et raffinosis: quibus characteribus a caeteris speciebus distinguitur.

*Hab.* in melle acido, Gouv. Kaluga, Rossia.

2. ***Zygosaccharomyces Chevalieri*** Guillierm. in Annal. Sc. Nat., Bot., 7605 sér. IX t. XIX (1914) p. 11, fig. 1 et tab. 3. — Cellulis minutis, sphaeroideis vel ovatis, raro cylindraceutis, 4-8  $\approx$  2-6, solitariis vel geminatis, interdum senescendo colonias pseudomyceliales efformantibus; sporis in quoque aseo e copulatione heterogamica 1-4, raro pluribus, interdum parthenogenetice ortis, subhemisphaericis, lateraliter apiculatis, hyalinis, 1,5-2,5  $\mu$  latis, centro granulum refringentem praebentibus.

*Hab.* in vino [vin de Bili] e tuberculis *Osbeckia egrandiifloræ* parato, Conakry, Guinea gallica, Afr. (CHEVALIER).

3. ***Zygosaccharomyces Pastori*** Guilliermond, Bull. Soc. Mycol. de Fr., 7606 XXXVI, 1920, p. 203, tab. XI-XIII (absque diagnosis). — Fun-

gus copulatione heterogamica donatus; ascis 1-4-sed plerumque tetrasporis, sporidiis minutis 1  $\mu$  circ. cr., hyalinis grosse uniguttulatis, hemisphaericis (ut in gen. *Willia*).

*Hab.* in flusso mucoso *Castanea e* (maronnier), Coluire prope Lugduni, Gallia (CARBON).

4. **Zygosaccharomyces Nadsonii** Guillermond, Bull. Soc. Mycol. de Fr. 7607  
XXXIV, 1918, p. 111, tab. IV-VII (absque diagn.).— Species saepe conjugatione heterogamica donata; cellulis ovoideis v. rotundatis, primum solitariis v. parve gregariis demum plerumque aggregatis et plus minus elongatis et colonias efformantibus; ascosporis rotundatis 1-v. pluriguttulatis.

*Hab.* in mixtura cocta *aurantii*, Lugduni, Gallia.

5. **Zygosaccharomyces Chodati** H. Guyot, Bull. Soc. bot. Genève, 1916 7608  
p. 304, fig. V-VII. — Cellulis elongatis, apice angulosis, lateraliter asperis, subque triangularibus 5-20  $\times$  5, v. ovalibus, 5-12  $\times$  5; crassamento in liquido uniformi; sporis 1-6 in catenam v. tetraedrice dispositis.

*Hab.* in fermentatione radicis *Gentiana e lutea e*, ex Jura Helvetiae.

#### NEMATOSPORA Peglion — Syll. XVIII p. 435.

1. **Nematospora Lycopersici** A. Schneider in Phytopath. VI (1916) p. 7609  
395 (icon.), VII (1917) p. 52 (diagn.). — Cellulis vegetativis ellipsoideis, ovatis vel filamentosis, non ramosis, apicibus gemmantibus; ascis cylindraceutis, utrinque rotundatis, 60-70  $\mu$  longis; sporis octonis, in struibus binis tetrasporis confertis dispositis, anguste fusiformibus, medio 1-septatis, 50  $\times$  4,5, apice altero flagello filiformi, undulato, 50-100  $\mu$  longo ornato; arthrosporibus plerumque sphaeroideis, 25  $\mu$  diam.

*Hab.* in fructibus *Lycopersici esculenti*, California, Cuba, Mexico.

#### MEDUSOMYCES G. Lindau, Ber. deutsch. Bot. Ges. Bd. XXXI, 1913, p. 247 (absque diagnosi).

1. **Medusomyces Gisevii** G. Lindau, l. c. p. 247, tab. XI (absque diagnosi). — Cellulis 5,5-8,5  $\times$  1,5-3,8, gemmantibus plerumque 7-11, raro 11-14  $\mu$  long., 1,5-3,8 cr. 7610

*Hab.* in infusione fermentescenti *Theae*, in Germania et Russia. — Cfr. L. Lindner, l. c. p. 364, ubi de fungo Lindanano criticè disseritur.

**MONOSPORELLA** D. Keilin, A new Saccharomycete, *Monosporella unicuspidata* n. g. n. sp. parasitic in the body cavity of a Dipt. larva, *Dasyhella obscura*, in « Parasitology » 12., 1920, n. 1., pp. 83-91. — *Monospora* Metschnikoff 1884 nec Hochstetter 1841 (Floccurtiaceae et syn. Trimeriae Harv. 1831), nec Solier 1845 (Algae). — Sacc., Syll. XVIII p. 198, XX p. 109.

1. **Monosporella bicuspidata** (Metschn.) D. Keilin, l. c., fig. I, nec *M. unicuspidata* ut Auct. plur. et Syll. XX p. 109. — Asci uno apice tantum leniter angustati; sporae utrinque acuminatae. 7611

*Hab.* parasit. in corpore *Daphniae magna*e (Crustacea), Europa media (METSCHN.), nec non in Horto bot. Parisii, Gallia (KEILIN).

2. **Monosporella unicuspidata** D. Keilin, l. c. fig. II.— Primum cellulis vegetativis parvis ovoideis 4-10  $\mu$  long. uno apice gemmantibus, gemmulis plerumque singulis raro 2-3 efformatis dein secedentibus v. quandoque diu connexis; demum cellulis magis elongatis usque 30  $\approx$  2,5 et ascum efformantibus; ascis elongatis sed regularibus, 30-40  $\mu$  long., membrana uno apice incrassata; sporis 24-35  $\mu$  long. uno apice tantum longe acutatis altero rotundato-truncatis et 1,8  $\mu$  cr. 7612

*Hab.* in cavitate corporis *Dasyhella*e obscurae Winn. (Diptera), Cambridge, Anglia.— Hue pertinent verisimiliter (v. solum generice) etiam *Monosporella* sp. in corpore *Tylenchii pellucidi* Bast. (Vermes) (Bütschli 1876, Abhandl. Sencken. naturf. Ges. X, 148, tab. XIV fig. 8), *Monosporella* (?) sp. in corpore *Potamillae torelli* (Vermes) (Caullery et Mesnil 1911, Bull. Sci. Fr. et Belg. XLV, p. 89).

### Fam. 25. \*) Protomycetaceae DE BARY, s. l.

**PROTOMYCES** Ung. — Syll. VII p. 319, IX p. 363, XI p. 251, XIV p. 829, XVIII p. 202, XXII p. 789.

1. **Protomyces crepidicola** G. v. Büren, l. c. 1922, p. 47 et 57, fig. 10 tab. II fig. 4-5.— *Pr. Crepidis* G. v. B., l. c. 1915, p. 83 p. p., nec 7613

\*) Cnfr. GÜNTH. v. BÜREN, Die schweizer. Protomycetaceen, in Beitr. z. Kryptogamenfl. d. Schweiz, Bd. V, H. 1., 1915, 95 p., 28 fig., 7 tab.; Weitere Untersuch. üb. Entwicklungsgesch. u. Biol. d. Protomycetaceen, l. c., H. 3, 1922, 91 pag., 27 fig., 2 tav.

*Prot. Crepidis* (Jaap) Syll. XXII p. 789 (Protomyceopsis!) — Chlamydosporis in mycelio intercalariter nascentibus, circ. 37  $\mu$  diam., sporangiis longissimis 105-135  $\mu$  vel quandoque etiam longioribus, 34  $\mu$  latis, saepe aliquantulum inflexis.

*Hab.* in foliis vivis *Crepidis biennis* (Compositae), in venis foliorum tumescentibus, et interdum rubidis, in Europa media.

2. **Protomyces *Crepidis paludosae*** G. v. Büren, l. c. 1922, p. 52 et 58, 7614 fig. 11.— *Prot. Crepidis* G. v. B., l. c. 1915, p. 83 p. p., nec *Protom. Crepidis* (Jaap) Sylloge XXII p. 789 (Protomyceopsis!). — Chlamydosporis in mycelio nascentibus, circ. 45  $\mu$  diam.; sporangiis 60-75  $\approx$  50; membrana sporarum fusca.

*Hab.* in caulibus vivis et in nervis foliorum *Crepidis paludosae* (Compositae), intumescencias efformans, Europa media.

3. **Protomyces *Helminthiae*** Maire, Bull. Soc. Hist. Nat. Afrique du Nord, 7615 t. VI, 1914, p. 255, fig. 1. — Maculis brunneolis, bullatis (superne convexis), incrassatulis; sporocystis in acervis nervisequiis dense aggregatis, plus minusve catenatis, subglobosis, 30-50  $\mu$  diam., tunica 5-6  $\mu$  crassa, e hyalina dilute brunneola laevi praeditis. —

*Hab.* in foliis vivis *Helminthiae echioidis* L. (Compositae), Djebel Bou-Kourrin, Tunisia, Africae bor.

4. **Protomyces *kriegerianus*** G. v. Büren, l. c. 1922, p. 41 et 56, fig. 8 7616 tab. II fig. 3.— *Prot. kreuthensis* Auct. et Krieger (nec Kühn), Fungi saxon. exs. f. IV (an. 1887) n. 251. — Chlamydosporis in mycelio intercalariter nascentibus, circ. 45  $\mu$  diam., membrana 3  $\mu$  circ. cr.; sporangiis 50-55  $\approx$  48-50.

*Hab.* in foliis vivis *Leontodontis hispidi* (Compositae), praecipue in fasciculis vasorum, quo venae foliorum conspicue apparent et loca infecta plerumque subrubent, Europa media.

5. **Protomyces *Picridis*** G. v. Büren, l. c. 1922 p. 44 et 56, fig. 9.— Chlamydosporis in mycelio intercalariter nascentibus, circ. 40  $\mu$  diam.; sporangiis 60-65  $\approx$  45. 7617

*Hab.* in foliis vivis *Picridis hieracioidis* (Compositae), quo venae foliorum valde tumescunt, Europa media.

6. **Protomyces *Sonchi*** Lindfors, Svensk bot. Tidskr. XII, 2., 1918, p. 7618 221, cum icon.— F. sp. *Prot. pachydermus* Thüm., G. v. Büren l. c. 1922 p. 37.

*Hab.* in foliis vivis *Sonchi oleracei* (Compositae), Europa media et bor.

7. **Protomyces? *Cocae*** Spegazz., An. Soc. Cient. Argentina, t. 90., 1920, 7619

p. 29. — Maculis amphigenis sordide fusciscentibus v. rufescentibus magnitudine ludentibus indeterminatis, 2-10 mm. diam.; sporis saepius solitariis, rarius trinis v. senis in quaque cellula, e globoso ellipsoideis, mediocribus, levibus, tenuiter tunicatis, primo hyalinis serius fumosis, non v. grosse 1-guttulatis, 8-12  $\mu$  diam.

*Hab.* in foliis *Erythroxyli Coccae* (Erythroxylaceae), Rep. Argentina sept. andina, America austr.

8. **Protomyces macrosporus** Ung. — Syll. VII p. 319. — Secundum G. 7620 v. BÜREN (l. e. 1922), ad hanc spec. adscribendae sunt f. sp. sequentes (in Umbelliferis) biologice tantum distinguendae:

f. sp. *Aegopodii*, f. sp. *Heraclei*, f. sp. *Chaerophylli*, f. sp. *Cicutariae*, f. sp. *Carvi*, f. sp. *Ligustici*, f. sp. *Laserpitii* (= f. sp. *Laserpitii latifolii* G. v. Bür. olim).

9. **Protomyces inundatus** Dangeard, Le Botaniste IX, 1903-1906, tab. 7621 XVII-XVIII. — G. v. BÜREN, Mitt. Naturf. Gesellsch. Bern. 1917 (1918) pp. 109-132 cum tab. I, et l. e., 1922, p. 23.

*Hab.* in *Apionodifloro* (Umbelliferae), in Gallia et Helvetia. — Ob characteribus germinationis potius ad gen. *Volkartia* (Taphridium) referenda species (cnfr. G. v. BÜREN, l. e. 1915 p. 88, et 1922 p. 25).

10. **Protomyces? fallax** Sacc. — Syll. VII p. 320 — var. **abellinensis** Saccardo in Saccardo e Trotter, I Funghi dell'Avellinese, Avellino 1920, p. 108. — Sporis perfecte globosis, 15-19  $\mu$  diam., levissimis, episporio crassiusculo 2  $\mu$ , nitido, nucleo faretto e hyalino dilutissime chlorino; sporis saepius acervulatis intra pycnidia Diplodiae, saepe mucillo quodam aethroo imatis.

*Hab.* in pycnidiiis *Diplodiae Castaneae* var. *corticolae*, Avellino, Italiae merid. — A typo videtur distingui episporio fuscello sporisque denique totis fuscellis, nec non matrice in *Sphaeropsis*. ad folia *pinet*.

11. **Protomyces Kemneri** Lindfors, Svensk Botan. Tidskr. XII, 2., 1918, 7623 n. 2, pp. 224-226, cum icon. 2-3. — Sporis globosis v. late ellipsoideis e. 40  $\mu$  diam. (32-44  $\mu$ ), episporio 3  $\mu$  cr., brunneo praeditis; ascis non erumpentibus, ascosporis rotundatis 7  $\mu$  diam. hyalinis.

*Hab.* in caulibus noduloso-incrassatis nuculae ed instar *Grobii tuberosi* (Leguminosae), ad « Experimentalsältet », Sueciae (KEMNER).

- PROTOMYCOPSIS** Magnus, Pilzflora v. Tirol, 1905 p. 322. — G. v. BÜREN l. e. 1915 p. 84; 1922 p. 59. — A *Protomyces* morphologice vix

diversum, differt tantum chlamydosporis in mycelio terminalibus (nec intercalaribus), exosporio verruculoso nec levi.

1. **Protomycopsis Bellidis** (Krieger) P. Magnus in G. v. Büren, l. c. 7624  
1915 p. 85 fig. 27. — *Protomyces Bellidis* Krieger, Hedwigia 1896  
(Repertor.) p. 144. — Sporangiiis 30-45  $\mu$  diam., membrana 3  $\mu$  cr.,  
minute verruculosa.

*Hab.* in foliis *Bellidis perennis* (Compositae), Helvetia, Tirolia.

2. **Protomycopsis Chrysanthemi** G. v. Büren, l. c. 1922, p. 60 et 76 7625  
fig. 12-15. — Mycelio in parenchymate foliorum et quandoque etiam  
in venis effuso; chlamydosporis in mycelio terminalibus, mem-  
brana juventute verruculis praedita; sporis maturis forma valde  
irregularibus circ. 36  $\mu$  diam., membrana 4,5  $\mu$  crassa; sporangiis  
50-60  $\mu$  longis 50  $\mu$  latis.

*Hab.* in foliis vivis hinc inde parum tumefactis *Chrysanthemi alpini* (Compositae), Helvetia.

3. **Protomycopsis Leucanthemi** Magnus, Pilzflora v. Tirol 1905, p. 323. — 7626  
G. v. Büren l. c. 1915 p. 84 fig. 26, tab. VI-VIII; l. c. 1922 p. 63  
et 76, fig. 16, tab. II fig. 6. — Sporangiiis 52-62  $\approx$  37-48.

*Hab.* in foliis vivis *Chrysanthemi Leucanthemi* et  
*Chr. atrati* (Compositae), Europa media.

4. **Protomycopsis Hyoseridis** Sydow, Ann. Mycol. XII, 1914, p. 197. — 7627  
Maculas flavidas leniter bullatas rotundatas 2-3 mm. latas effor-  
mans; ascis globosis usque late ellipsoideis, 25-38  $\mu$  diam., tunica  
4-6  $\mu$  crassa flavidula; sporis maturis non visis.

*Hab.* in foliis *Hyoseridis baeticae* (Compositae),  
Taormina Siciliae (GYSERGER). — A *P. Leucanthemi* (Syd.) P. Magn.  
ascis minoribus diversa.

5. **Protomycopsis Leontodontis** G. v. Büren, l. c. 1922, p. 67 et 76, fig. 7628  
17-18. — Chlamydosporis in mycelio terminalibus, membrana levi  
brunnea praeditis, circ. 45  $\mu$  diam.; sporangiis usque 105  $\mu$  long.  
et ultra, 30  $\mu$  latis.

*Hab.* in foliis vivis et in nervo medio hinc inde tumefactis  
*Leontodontis autumnalis* (Compositae), in Helvetia, et  
Saxonia (Krieger, Fungi saxon. exsicc. fasc. XIII, 1891, n. 601).

6. **Protomycopsis Arnoldii** Magnus, Pilzflora v. Tirol, 1905, p. 322. — 7629  
G. v. Büren, l. c. 1922, p. 71 et 76, fig. 19-20, tab. II fig. 7. — Chlamy-  
dosporis terminalibus, membrana levi praeditis, circ. 39-48 (33-54)  $\mu$   
diam.; sporangiis subglobosis 45-60  $\mu$  long. et latis.

*Hab.* in foliis et in nervo medio hinc inde fascis et tumefactis

*Leontodontis montani* (Compositæ), Europa media.

7. **Protomycopsis pharensis** Jaap, Ann. Mycol. 14., 1816, p. 4. — Soris 7630 tumefacientibus, copiosis, e griseo brunneolis, subrotundis, 1-2,5 mm. diam., leviter prominulis; sporis globosis v. late ellipsoideis 30-50  $\approx$  28-40, membrana pallide flava v. brunneola, 2-5  $\mu$  cr., praeditis, intus grosse granulosis, crasse et breviter stipitatis.

*Hab.* in foliis vivis *Pallenis spinosa* e (Compositæ), pr. Lesina Dalmatiae.

**MONASCUS** van Tiegh. — Syll. IX p. 373, XIV p. 825, XXII p. 791.

1. **Monascus Paxii** Lingelsh., Hedw. 57., p. 253 (1916). — Mycelio valde 7631 effuso, septato, pseudodichotome-ramosò, hyphis repentibus 4-8  $\mu$  cr., hinc inde breviter vesiculoso-dilatatis, et tunc 10  $\mu$  cr.; hyphis fertilibus tenuioribus, nunc conidia nunc sporangia gerentibus; conidiis solitariis vel 8-10 catenulatis, plerumque late piriformibus et basi applanatis, rarius globosis, 8-10  $\mu$  diam.; sporangiis sphaeroideis, membrana 3-4  $\mu$  crassa instructis, 40-60  $\mu$  diam., pedicellatis, pauci-vel polysporis; sporidiis ovoideis 6  $\approx$  4.

*Hab.* in ramulis et foliis emortuis *Cluytia erobusta* e et *C. brachyadenia* e (Euphorbiaceæ), ad Iraku et in monte Gurui, Afr. or. (JAEGER). — Mycelium et perithecia nunc hyalina nunc rubrescentia.

**ENDOGONE** Link. — Syll. VIII p. 905, XIV p. 829, XVI p. 816, XVIII p. 203.

1. **Endogone neglecta** Rodway, Pap. a. Proc. R. Soc. Tasmania f. Year 7632 1917 (1918) p. 107. — Parva, plerumque 3-6 mm. lata, subglobosa, pallida, plerumque superficialis raro submersa, carnosa v. parum ceraceo-floccosa, peridio crasso, intus aseigero; ascis sphaeroideis 30-50  $\mu$  diam., pallide viridibus v. hyalinis, levibus.

*Hab.* ad ligna trita emortua, M. Wellington, Tasmania. — A. *Endog. australi* ob exiguitate diversa.

2. **Endogone Torrendii** Bresadola, Ann. Mycol. 18., 1920, p. 55, et in 7633 Torrend, Fungi selecti exsicc. n. 159 (1913). — Ascemata reniformia vel pulvinata, alba, dein straminea, puberula, 5-8 mm. longa, 3-5 mm. lata, substantia alba. minute granulosa absque cellulis; ascis globosis vel subglobosis, 75-100  $\mu$  diam. vel 90-95  $\approx$  80, plurisporis; sporidiis hyalinis globosis vel obovatis, interdum angulatis, granuloso-faretis, 15-21  $\approx$  15-17.

*Hab.* ad folia mœcida arbor. frond., Lusitania (TORREND). — Obs.

*Endogonae reniformi* Bres. valde similis, sed notis carpologicis diversa.

**PAUROCOTYLIS** Berk. — Syll. VII p. 152, XVII p. 243 (in Lycoperdaceis).

1. **Paurocotylis niveus** Rodway, Pap. a. Proc. R. Soc. Tasmania f. 7634  
Year 1919 (1920), p. 115.— Hypogaea v. emergens, globosa, pure alba, 3-6 mm. diam., contextu denso tenaci canaliculis irregularibus praedito; ascis globosis, 30-50  $\mu$ , numerosis, longe stipitatis; sporidiis singulis in quoque asco, globosis, crasse echinulatis, 16  $\mu$  diam., episporio vere firmo.

*Hab.* ad terram, Cascade Hobart, Tasmania.

#### INCERTAE SEDIS

**PLENOPHYSA** Sydow, Ann. Mycol. 17., 1919, p. 142.— Corpusecula solitaria, minuta, superficialia, astoma, subiculo nullo, glabra, applanata, extus pellicula tenui et tenaci subpellucida circumdata, intus sporulas subglobosas vel ellipsoideas continuas hyalinas in massa gelatinosa ortas includentia, membrana basali tenuissima hyalina.

1. **Plenophysa mirabilis** Sydow, l. c. — Corpusecula epiphylla, sparsa, 7635  
solitaria, applanata, orbicularia, 300-400  $\mu$  diam., atra, in sicco rugulosa, pellicula tenui tenaci subpellucida fuscidula vel griseo-brunnea haud structosa circumdata; sporulae in massa gelatinosa e fibris tenuissimis formata ortae, leves, 11-14  $\approx$  8-11.

*Hab.* in foliis vivis vel subviviis *Fici elasticæ*, et *Zeaë M aydis*, College Garden, Canton, Kwangtung prov. Sinarum (O. A. REINKING).

**ENDOGONELLA** v. Höhn. in Sitzungsber. Akad. Wiss. Wien, CXXII, 1, p. 294 (1913).— Etym. ab *Endogone* cui analogum genus.— Epigaea. Sporocarpium tenue, initio cupulatum, margine incurvo, dein tuberiforme, intus cavi, superne aperti. Chlamydosporae in stratum medium parietis sitae, globosae, acrogenae. Zygosporae et sporangia non visa. Contextus parietis in zona media sporifera laxè plectenchymatico, superne et inferne pseudoparenchymatico.

1. **Endogonella borneensis** v. Höhn., l. cit., p. 295, fig. 4.— Sporocarpio 7636  
inflato, tuberiformi, irregulari, plerumque elongato, superne aperto cavo, 24-42 mm. longo, pariete 1-2 mm. crassa, colore (in alcohole servato) luteo-brunneo, superficie levi vel tenuiter scabro, sulcato-

lobato, rima angusta, labiis incurvis vel involutis limitata apertis; contextu 1-2 mm. crasso, laxe plectenchymatico ex hyphis hyalinis, septatis, tenui-tunicatis, 4-7  $\mu$  cr. composito, utrinque zona 100-200  $\mu$  crassa, parenchymatica, e cellulis 10-20  $\mu$  diam. composita limitato; chlamydosporis in zona mediana excipuli sparsis globosis vel globoso-ovoideis, 330-400  $\times$  260-330, tunica stratosa 24-31  $\mu$  crassa praeditis, contentu denso, granuloso.

*Hab.* ad terram in ins. Borneo.

**MENEZESIA** Torrend in Broteria, ser. Bot. IX (1913) p. 172.— Etym. a cl. C. DE MENEZES.— Ascomata turbinata, tenuiter corticata. Gleba continua, granuloso-ceracea, succosa, corpusculis clavatis (paraphysibus?) a sporis independentibus repleta.

1. **Menezesia setulosa** Torr., loc. cit., fig. 6.— Ascomatibus albis, turbiniformibus, 300-500  $\mu$  longis, in pseudostipitem sensim attenuatis, setulis 160-120  $\times$  4-9, ad modum vaginae longam lineam protoplasmatis centralem involventibus ornatis; paraphysibus (?) numerosissimis, glebam fere totam constituentibus, clavatis, polymorphis, 45-55  $\times$  8-12, granulosis, interdum hyphis septatis 20-30  $\times$  3-4 commixtis; sporis hyalinis, granulatis, sphaericis, 10-12  $\mu$  diam. ad basim paraphysarum ortis, catenulatis, raro singularibus. Ascis non visis.

*Hab.* ad ramos putrescentes *Hederae*, Monte, ins. Madera (C. DE MENEZES).

**AGOSTAEA** (Sacc.) Theiss. et Syd., Ann. Mycol. 13, 1915, p. 359 et 668.— *Agostaea* Sacc., Syll. XI p. 293 (ut Sectio *Trabutiae*).— Diagn. sec. Theiss. et Syd., l. c.: Ascomata foliicola, hemisphaerica, superficialia, centro affixa, hypostromate epidermali; stroma hypotheciale ex hyphis radiantibus mucose coalitis inque cellulas singulas descendentes formatum. Hymenium periphericum mucosum involutum, extus hyphis paucis demum absorptis tectum. Ascii clavati, octospori, paraphysati. Sporae clavatae, 4-cellulares.

1. **Agostaea Lantanae** (P. Henn.) Th. et Syd., l. c., *Trabutia Lantanae* P. Henn., Syll. XI p. 293.

**DIORANOTROPIS** (Auct.?)

1. **Dioranotropis vastatrix** (Auct.?), Revue Agricole Reunion N. 6, 1900, pp. 1-15; Exper. Station Record Washington U. S. A., 1900-1901, 12., p. 261.

## APPENDIX

Addenda ad vol. XXIII-XXIV

## HYMENOMYCETÆ

## Agaricaceae

1. **Claudopus tomentellicola** v. Höhnelt, Ber. deutsch. bot. Ges. XXXV, 7610 1917, p. 247 (nomen nudum). — *Leptoniae parasiticae* proxima species (enfr. Fragmente z. Mycol. 1002, in Sitzb. k. Ak. d. Wiss. Wien 1917).

## Polyporaceae

2. **Polyporus sclerotinius** Rodway, Pap. a. Proc. R. Soc. Tasmania f. 7641 Year 1917 (1918) p. 108. — Sclerotiis oblongis v. subglobosis 2-3 cm. diam., albis, dense medullosis v. suberosis, ex hyphis dense intertextis efformatis; sporophoris erectis dimidiatis 2 cm. circa altis, caespitosis, e stipite infra singulum orientibus, superficiei pilei supra nigra levi v. longitudinaliter striata, infra alba; poris irregularibus, 0,2 mm. circ. cr., dissepimentis subobtusis.  
*Hab.* ad terram, in editoribus Mr. Field, Tasmania. — *Pol. mylilitae* C. et M. proximus a quo differt statura minore, pileo nigro et sclerotiis omnino diversis.
3. **Polyporus undulatus** Torrend, Broteria, Bot. v. XII, 1914, fasc. I, 7642 p. 58, fig. 1 (Fungi sel. exs. 230). — Pileo carnosulo-cartilagineo, albescente, umbilicato, stipitato, margine undulato interdum crispo, azono, 2-5 cm. lato 1-raro 2-pileato; poris minutis, sordide albis v. cinerascensibus; stipite glaberrimo, 2-4 cm. longo, ad basim saepius incrassato v. bulboso, in parte superiore in pileum sensim dilatato, sporis non visis.  
*Hab.* ad terram arenosam, Zumbo Mozambique, Africa (A. CRUZ).
4. **Polystictus cearensis** Theiss., Broteria, Bot., v. XII, 1914, fasc. I 7643 p. 30. — Basi resupinata, pilei numerosis seriatim reflexis, 1-2 cm. longis et latis, flabelliformibus, rigidis, glabris, in facie superiore ad basim brunneo-atris, marginem versus dilutius brunneis, acie acuta albo-flavida, zonis alternis, obscuris et laete brunneis pictis. Hymenio griseo-albido, poris minutissimis 9 pro mm. angulatis.

Substantia pilei albida, tenaci, ad basin 1 mm. crassa marginem versus attenuata. Pori elongati, infra usque 2 mm. longi, supra breviores. Sporae non observatae.

*Hab.* in ligno corticato, Ceará Brasiliae (DIAS DA ROCHA).

5. **Polystictus hydnoporus** Theiss., Broteria, Bot. v. XII, 1914, fasc. I, 7644 p. 31.— Pileis luteo-albidis, unicoloribus, dense seriatis, sessilibus, 2-3 cm. latis, 1-1,5 cm. altis, in facie superiore obsolete concentricae zonatis v. costatis, marginem versus sericeo-hirtellis, tenui-coriaceis in siccio fragilibus. Substantia concolore, vix 1 mm. crassa. Poris 3-4 pro mm., angulato-rotundatis, acie non acuta; totum hymenium fusco-stramineum. Pori nonnisi primâ juventute integri; mox a basi versus peripheriam resolvuntur daedaloidei, dein in aculeos singulos hydroideos 2 mm. longos, integros v. varie fissos. Sporae non observatae.

*Hab.* in ligno corticato, Ceará, Brasilia (DIAS DA ROCHA).

6. **Polystictus rugosissimus** Torrend, Broteria, Bot., vol. XII, 1914, p. 7645 56 (Fungi sel. exs. 219). — Pileo coriaceo-membranaceo, gibboso-undulato, zonato, ex minutis fimbriis coalescentibus erectis hirsuto-exasperato, sordide fulvo v. cinerascens; poris prius daedaloideis, dein minutis, saepius ex hymenio undulato irpeoideis. Sporae non visae.

*Hab.* ad truncos, Boroma, Mozambique, Africa (C. WITZ). — Ex grege *Polysticti gibberulosi* Lév. sed valde diversus.

7. **Hexagonia zambeziana** Torrend, Broteria, Bot. v. XII, 1914, fasc. I, 7646 p. 58 (Fungi sel. exs. 238). — Rigida; pileo 3-5 cm. lato, 2-15 mm. crasso valde rugoso, fibrillas in substantia suberosa agglutinatas simulante, ex atro cinerascens, zonato; zonis quibusdam prominulis, saepius nigris, ad marginem albescens; poris purpureo-cinereis, majoribus 1-2 mm. diam., profunde incisus, 1-3 mm. altis. Sporae non visae.

*Hab.* ad truncos, Zumbo, Mozambique, Africa (A. CRUZ).

## Hydnaceae

8. **Odontia incrustans** Speg., An. Soc. Cient. Argent. 90., 1920, Extr. 7647 p. 16. — Latissime irregulariterque effusa (1-10 cm.), tenuis, incrustans ac conglutinans, matrici utrinque arctissime adnata, non marginata, primo candida, per aetatem, medio praecipue, ochroleuca cinerascens v. isabellina, granulibus minutissimis (200-300  $\mu$  v. 600-750  $\mu$ ) bene perspicuis, sed vix prominulis, difformibus, plus mi-

nusve laxe v. dense adspersa; granuli subhemisphaerici apice velutini subpenicillati, ex hyphis hyalinis fasciculatis continuis simplicibus, crassiuscule tunicatis sursum leniter incrassatis obtuse rotundatis efformati; basidia clavulata (20-22  $\times$  6-7), sterigmatibus saepius 4 pusillis coronata; cystidia nulla; sporae parvae ellipticae laeves, hyalinae, 6  $\times$  4.

*Hab.* ad ramos emortuos putres *Citri*, prope Asuncion, Paraguay, Amer. austr.

### Clavariaceae

9. ***Typhula tasmanica*** Rodway, Pap. a. Proc. R. Soc. Tasmania f. Year 7648 1920 (1921), p. 157.— Angustissima filiformis e basi peltata strigosa oriens, infra alba v. pallide ochracea; stipite 2 cm. longo, parte fertili 1 cm. longa, tenuiter expansa; sporis albis, levibus, late oblongis magnitudine subvariabilibus, 6  $\times$  3-4.

*Hab.* in foliis emortuis *Eucalypti*, Tasmania.

### Telephoraceae

10. ***Telephora clavarioides*** Torrend, Broteria, Bot., v. XII, 1914, fasc. I, 7649 p. 61, fig. 2 (Fungi sel. exs. 244).— Primum sordide alba, stipitata, ex 4-12 ramulis clavatis 2-3 cm. altis, 4-15 mm. crassis xylarioidea, dein in ramulis tenuibus, filiformibus subdivisa. Sporis non visis.

*Hab.* ad terram argillaceam, prope Bahia Brasiliae (J. TAVARES).

11. ***Hypochnus graminis*** Naoumow, Bull. f. Angew. Bot. 6., 1913, p. 7650 202, tab. 77 fig. 3, tab. 78 fig. 4,5.— Incrustans, albidus, flocculosomembranaceus, 180  $\mu$  cr.; hymenio levi; hyphis levibus laxe intricatis, 4-5  $\mu$  diam.; basidiis clavatis 9-12  $\mu$  latis, 4-rarius 2-sterigmaticeis; sterigmatibus 6  $\mu$  altis; sporis globosis, hyalinis, tenuiter echinulatis, 8-9  $\mu$  diam.

*Hab.* in caulibus emortuis *Calamagrostidis neglectae*, Lesnoi distr. Petropolit., Rossia.

12. ***Cyphella globosa*** Rodway, Pap. a. Proc. R. Soc. Tasmania f. Year 7651 1917 (1918), p. 108.— Sphaeroidea subconvoluta, erecta v. pendula 4-10 mm. diam., anguste (2-4 mm.) pedunculata, poro parvo constricto, alba, tenui, extus delicate tomentosa, pilis bulbillosis brevibus praedita; sporidiis hyalinis late oblongis 6  $\times$  4.

*Hab.* ad corticem mollem *Oleariae argophyllae*, in M. Wellington, Tasmania.

- CRYPTOBASIDIUM** A. Lendner, Bull. Soc. bot. de Genève 1919, p. 127.—  
Inerustans, typice biogenus et vegetabilium partes quibus innascitur, deformans. Basidia tereti-longeclavulata, apice 4-spora (rarius 5-6). Sporae ovato-oblongae, clavatae, hyalinae, sessiles, connexae; cystidia clavata fasciculata.— Ob cystidia presentia gen. *Hymenochaete*, *Kneiffia*, *Mycobonia* et praecipue ob cystidia fasciculata gen. *Scopuloides* affine. — In Thelephoraceis-Corticieis.
13. **Cryptobasidium Ocoteae** A. Lendu., l. c., cum icon., et l. c. 12., 1920, 7652  
p. 122.— Receptaculum carnosum solidum, irregulariter lobatum v. corniforme 10 cm. longus usque 1,5 cm. latum. Hymenium concavum, brunneum, 54  $\mu$  altum. Basidia 56  $\mu$  longa 5-6  $\mu$  lata. Sporae ovato-oblongae v. clavatae, hyalinae, sessiles, connexae, 12  $\times$  6. Cystidia clavata brunnea, polita, fulgentia, fasciculata, 160  $\times$  10-15, longe pedicellata; pedicelli 2  $\mu$  cr.  
*Hab.* ad apices ramorum viventium *O c o t e a e* sp. (Lauraceae), gemmas conspicue irregulariterque deformans, Tucurrique, Costa Rica (TONDUZ).
14. **Exobasidium dubium** Raciborski, Mycotheca polonica fasc. I, ed. 7653  
1909. — Syn. *Exob. Magnusii* Woronichin, Syll. XXIII p. 554, secund. W. Siemazsko in litt. et in « Recherches mycologiques dans les montagnes du Caucase » p. 27 n. 143. — *Exob. dubium* Rac., in Caucaso est fungus vulgaris, in Polonia rarus. Sec. Raciborski, (« Azalea pontica in Sandomiezez Wald und ihre Parasiten », in Bull. int. Ac. Sc. Cracoviae 1909), *Exob. dubium* est probabiliter vix forma maculicola *Ex. discoidei*.
15. **Rhiphidonema ? Puiggari** Spegazzini, Rel. myc. trop. in Bol. Ac. 7654  
Nac. Cienc. Cordoba XXIII, 1919, Extr. p. 70. — Effusum, repando-orbiculare, 10-100  $\times$  10-25 mm., hymenio submembranaceo, molle, albo-roseo, laevi, opaco, inferne trabeenulis erectis fibroso-fasciculatis rigidulis subcartilagineis subsericeis ochroleucis laxissimis longiusculis, 3-6 mm. long. 50-150  $\mu$ , matrice innatis suffulto; sporae non visae.  
*Hab.* ad ramos vivos arborum et fruticum in silvis prope Apiahy, America austr. (J. PUIGGARI).

### Tremellaceae

16. **Septobasidium subolivaceum** Syd., Philipp. Journ. of Sc., v. 9., Sect. 7655  
C, n. 2, 1914, p. 158.— Longe lateque effusum, papillas hemisphaericas vel depresso hemisphaericas majusculas 2-5 mm. longas 2-4

mm. latis et 1-2 mm. altis formans, subolivaceum, molliusculum, haud rimosum nec ad marginem fimbriatum, ex hyphis dilute olivaceis ramosis (ramis rectangulariter vel fere rectangulariter distantibus), 2,5-3,5  $\mu$  crassis parvissime septatis, articulis inde prae-longis, compositum; hyphis basidiiferis superne pallidis, subhyalinis, 2-2,5  $\mu$  crassis; basidiis cylindraco-clavatis, plerumque curvatis, 25-35  $\mu$  longis 6-8  $\mu$  latis, 2-4 septatis, pallide brunneolis usque subhyalinis; sporis non visis.

*Hab.* in caulibus vivis *Schizostachyi* sp., Palawan Tay-tay, Ins. Philipp. (MERRILL).—Cum insectis Coccideis consociatum.

## GASTEROMYCETÆ

### Lycoperdaceae

17. *Diplocystis Junodii* P. Evans and A. M. Bottomley, South Africa 7656  
Journ. of Sc., XIV, 1918, p. 460 (nomen nudum).

*Hab.* sud Africa or. lusitanico.

18. *Secotium ochraceum* Rodway, Pap. a. Proc. R. Soc. Tasmania f. 7657  
Year 1919 (1920), p. 112.—E base subglobosum 1-2 cm. diam. Pallide ochraceo-brunneo, superficie verrucosa, peridio tenuissimo, aegre distinguendo; stipite brevi, ad superficiem super. pilei sed non lateraliter, excedente; gleba ochracea, canaliculis distincte tortuosis, dissepimentis tenuibus; sporis ellipsoideis utrinque subaeutis, pallide brunneis, levibus, 16  $\approx$  8.

*Hab.* ad terram, Cascades, Hobart, Tasmania.—*Sec. Gunnii* simile sed magnitudine sporarum diversum.

### Hymenogastraceae

19. *Hysterangium atratum* Rodway, Pap. a. Proc. R. Soc. Tasmania f. 7658  
Year 1919 (1920), p. 112.—Subglobosum 1,5-2 cm. diam. obscure brunneum viscidum; peridio carnoso tenaci, tenui; gleba obscure brunnea, canaliculis parvis sed copiosissimis; sporis obscure brunneis, subglobosis, 12  $\approx$  11, minute alveolatis.

*Hab.* ad terram, M. Nelson Range, Tasmania.—*Hyd. neglecto* simile sed sporis omnino diversum.

20. *Hysterangium burburyanum* Rodway, Pap. a. Proc. R. Soc. Tasmania f. 7659  
Year 1917 (1918), p. 109.—Globosum 1-2 cm. circ. diam.; peridio crassiusculo carnoso, arescendo calloso; gleba brunnescenti, viridi, gelatinosa; canaliculis numerosissimis, convolutis, parietibus tenuibus; sporis levibus oblongis, obtusis, 5  $\approx$  3.

*Hab.* ad terram prope Launceston, Tasmania (F. E. BURBURY).—

*H. affine* et *fulvo* proximum sed differt gleba sporiisque diversis.

21. **Hysterangium inflatum** Rodway, Pap. a. Proc. R. Soc. Tasmania f. 7660  
Year 1917 (1918) p. 109. — Globosum, rubro-brunneum 1 cm. circ.  
diam.; peridium carnosum, arescendo callosum, non crassum; gleba  
nigro-cyanea, distincte gelatinosa; canaliculis non confertis nec  
distincte convolutis; sporis anguste oblongis,  $12 \approx 4$ , sed praecipue  
ad apicem vestitis.

*Hab.* ad terram, M. Wellington, Tasmania. — Gleba ut in *H. af-  
fine* sporis vero omnino alienum.

22. **Hysterangium obtusum** Rodway, Pap. a. Proc. R. Soc. Tasmania f. 7661  
Year 1919 (1920) p. 112. — Irregulariter globosum, 2 cm. diam., udo  
violaceo; peridio crasso violaceo e gleba non facile separabile;  
gleba pallide olivaceo-ardesiaca; sporis oblongis, distincte obtusis,  
levibus, hyalinis,  $9 \approx 4$ .

*Hab.* ad terram, M. Nelson Range, Tasmania. — Peridio et sporis  
a *H. affine* diversum.

23. **Hysterangium pumilum** Rodway, Pap. a. Proc. R. Soc. Tasmania 7662  
f. Year 1917 (1920), p. 109. — Gregarium, caespitosum, globosum,  
pallidum, 2-3 mm. diam.; peridio tenui calloso, gleba gelatinosa,  
pallida translucenti; canaliculis latiusculis, non confertis, parum  
convolutis; sporis levibus, hyalinis, fusoideis,  $12 \approx 4$ .

*Hab.* ad terram sabulosam, Wedge Bay, Tasmania. — Ab *H. af-  
fine* v. *tenuisporo* pluribus notis diversum.

24. **Hymenogaster Barnardi** Rodway, Pap. a. Proc. R. Soc. Tasmania 7663  
f. Year 1920 (1918), p. 157. — Irregulariter globosum, album, 1-1,5  
cm. cr.; peridio tenuissimo; gleba parum tenaci alba, loculis nu-  
merosis sed convolutis, basi sterili nulla; sporis oblongis, utrinque  
aentis, hyalinis, levibus, albis,  $16-18 \approx 7$ .

*Hab.* ad terram, Mc Robie's Gully, Tasmania.

25. **Hymenogaster fulvus** Rodway, Pap. a. Proc. R. Soc. Tasmania f. 7664  
Year 1917 (1918), p. 109, et 1919 (1920) p. 112. — Irregulariter glo-  
bosus usque 1-4 cm. diam., juventute pallide griseum senio niger;  
peridio tenuissimo, basi sterili e parva obsoleta; gleba flava, car-  
nosa; canaliculis numerosis contortis; sporis oblongis utrinque ob-  
tusis, brunneis, levibus,  $6-8 \approx 3$ .

*Hab.* ad terram prope Strahan, Tasmania. — Ab *H. albello* et *H.  
levisporo* magnitudine v. forma sporarum diversus.

26. **Hymenogaster Maideni** Rodway, Pap. a. Proc. R. Soc. Tasmania 7665  
f. Year 1920 (1921) p. 157. — Globosus, 2 cm. cr.; peridio tenuissimo,

albo, trito ochraceo; basi sterili obsoleta; gleba alba, canaliculis numerosis, parvis, contortis; sporis e ovatis oblongis, flavo-brunneis, levibus 10-12  $\approx$  6.

*Hab.* ad terram, Mc Robie's Gully, Tasmania.

27. **Hydnangium densum** Rodway, Pap. a. Proc. R. Soc. Tasmania f. 7666

Year 1919 (1920) p. 112. — Globosum pallide ochraceum, 1 cm. diam.; peridio crasso et tenaci; gleba e cavitatibus sporarum parvis nigris 0,3 mm. diam. marmorata; sporis copiosis globosis, brunneis, minute echinulatis, 9  $\mu$  diam.

*Hab.* ad terram, M. Nelson Range, Tasmania. — Species omnino peculiaris.

28. **Hydnangium glabrum** Rodway, Pap. a. Proc. R. Soc. Tasmania f. Year 7667

1920 (1921), p. 157. — Irregulariter globosum rubro-brunneum 1 cm. latum, basi sterili nulla; peridio tenuissimo non distincto, gleba e pallide rubro-brunnea ochracea, canaliculis numerosis et tortuosis praedita; sporis sphaeroideis glabris v. minute asperulis, albis, 7-10  $\mu$  cr.

*Hab.* ad terram in M. Maquiling, Tasmania. — *Hymenogast. levisporo* proximum.

29. **Hydnangium microsporium** Rodway, Pap. a. Proc. R. Soc. Tasmania 7668

f. Year 1919 (1920), p. 111. — Globosum, 6 mm. diam., e album pallide ochraceum; peridio crassiusculo tenaci; gleba densa aurantiaca, cavitatibus parvis, sporis faretis; sporis hyalinis, globosis, breviter spinulosis v. verrucosis, 5-6  $\mu$  diam.

*Hab.* ad terram, M. Nelson Range, Tasmania. — *Hydn. brisbanensi* proximum.

30. **Gymnomyces flavus** Rodway, Pap. a. Proc. R. Soc. Tasmania f. Year 7669

1917 (1918), p. 110. — Subglobosus, sed forma magnitudine valde irregularis, plerumque circ. 5-10 mm. diam., juventute flavo-canarius, arescendo ochraceus. Peridium nullum superficie floccosa et canaliculis hymenialibus sterilibus prominentibus signata; canaliculis numerosis latis, contortis, trama carnosae, flavae, parietibus tenuibus; sporis sphaeroideis, hyalinis, breviter crasseque spinulosis, 10-11  $\mu$  diam.

*Hab.* ad terram, Wedge Bay, Tasmania.

31. **Gymnomyces solidus** Rodway, Pap. a. Proc. R. Soc. Tasmania f. 7670

Year 1920 (1921) p. 157. — Irregulariter globosum album 1 cm. crassum; peridio nullo, trama externa loculorum externe protrudenti; gleba densa alba, canaliculis 3 mm. diam., compacta, sporis faretis; sporis globosis albis, crasse echinulatis, 12  $\mu$  diam.

*Hab.* ad terram, in M. Maquiling, Tasmania.

## USTILAGINACEAE ET UREDINACEAE

- 31<sup>bis</sup>. **Urocystis Sternbergiae** Moes, Botanik. Közlemén. XIX, 1920, p. 7671  
61 (10), cum icon. — Soris in ovariis hypertrophice deformatis evolutis; massis sporarum pulverulentis, atro-brunneis; sporis compositis globosis v. subglobosis, 20-30  $\mu$  diam., cellulis sterilibus extus perfecte circumdatis; sporis 1-v. raro 2 subsphaeroideis, brunneis 13-17  $\mu$  diam.; cellulis periphericis hemisphaerico-convexis, pallidioribus, 6-8  $\mu$  diam.
- Hab.* in ovariis *Sternbergiae colchiciflorae* (Amaryllidaceae), prope Budapest, Hungaria (F. FILARSZKY, G. MOESZ, Z. ZSÁK).
32. **Puccinia Caricis** s.l.— Sec. Cl. Eriksson (Arkiv. f. Bot. 16., 1920, 7672 n. 11 pp. 1-64; Rev. Gen. de Bot. 32., 1920, p. 15) ex studiis exper. in Scandinavia, species haec collecticia comprehendit:
1. **Puccinia Caricis diffusa** n. n., I in *Urtica dioica* et *Ribes grossularia*, II-III in 8 spec. *Caricum*.
  2. **Puccinia Caricis-urticae** n. n., I *Urtica dioica*, II-III in 18 spec. *Caricum*.
  3. **Puccinia Caricis-Ribis** n. n., I *Ribes*.
 

Subsp.  $\alpha$ ) *Puccinia Caricis-ribis diffusa*, n. n., I *Rib. grossularia* et *nigra*, II-III *Carex Pseudocyperus*.

Subsp.  $\beta$ ) *Puccinia Caricis-grossulariae* n. n., I *Rib. grossularia*, II-III in 5 sp. *Caricum*.

Subsp.  $\gamma$ ) *Puccinia Caricis-ribis-nigri* n. n., I *Rib. nigrum*, II-III: f. sp. *acutae* (*Car. acuta* et *stricta*), f. sp. *paniculatae* (*C. paniculata* et *paradoxa*), f. sp. *ripariae* (*C. riparia* et *acutiformis*).
33. **Puccinia pomera** Holway, North Amer-Uredin. v. I, P. IV, 1913, 7673 p. 90, fig. 136.— Teleutosoris amphigenis in maculis irregularibus rotundatis aridis insidentibus, minutis (quandoque minutissimis), sparsis v. gregariis, in venis, petiolis caulibusque elongatis v. confluentibus, obscure brunneis, epidermide rupta prominentibus; teleutosporis magnitudine variabilibus, levibus, cinnamomeo-brunneis, ellipsoideis v. oblongis plerumque utrinque rotundatis quandoque parum angulosis, tunica aequaliter, 1,5  $\mu$  cr., poris germ. ad septum approximatis prominenter papillatis, 25-42  $\times$  15-26; pedicello hyalino, fragili, brevi.
- Hab.* in *Angelica dilatata* (Umbelliferae), Utah, Amer. bor. (A. O. GARRETT, Fungi Utah. n. 190).

34. **Puccinia Cynomarathri** Holway, l. c. p. 94, fig. 142, a, b.— Spermogoniis flavis, prominentibus, 100-160  $\mu$  diam. in foliis uredosporis primariis consociatis, saepe greges usque 4-5 mm. diam. efformantibus et uredosporis immixtis, filamentis ostiolaribus 30-40  $\mu$  long. praeditis; uredosporis primariis cinnamomeo-brunneis, amphigenis usque 10 mm. diam., primum epidermide cinnamomeo-brunneis, amphigenis usque 10 mm. diam., primum epidermide prominenti-textis; uredosporis secundariis pulverulentis, parvis, ellipsoideis, 1-2 mm. long.; uredosporis flavido-brunneis, globosis, ellipsoideis v. obovatis, tunica aequalite 2,5  $\mu$  cr. raro apice parum crassiori, aequaliter sed laxe echinulata, 27-30  $\times$  20-30; poris germ. equatorialibus 2-3, plerumque 3, papilla hyalina prominenti praeditis; teleutosporis nigris amphigenis e ellipsoideis oblongis, epidermide prominenti diu tectis, demum pulverulentis; teleutosporis e late ellipsoideis oblongis, cinnamomeo-brunneis, utrinque rotundatis v. e septo plus minus angustatis, saepe subirregularibus et angulosis, medio constrictulis, tunica aequaliter 2  $\mu$  cr., crasse aequaliter verrucosa, raro apice parum crassiori 37-42  $\times$  22-30, poris germ. uno apicali altero septo approximato; pedicello hyalino, fragili sporam longitudine subaequante.

*Hab.* in *Cynomarathro Nuttallii* (Umbelliferae), Wasatch Mts., Utah, Amer. bor. (GARRETT, Fungi Utah. 2. n. 51).—  
*Pucc. Ellisii* proxima sed uredosporis omnino diversis.

35. **Puccinia Pseudocymopteri** Holway, l. c. p. 91, fig. 138, a, b.— Spermogoniis non visis; aecidiis minutis sparsis v. in parvos greges confertis, saepe in caulibus et petiolos effusis, primum poro apertis dein parce cupulatis, peridio irregulariter lacerato sed non reflexo praeditis, cellulis peridialibus fortiter verrucosis, oblongis, 37-47  $\times$  25-32, tunica aequaliter 5-6  $\mu$  cr.; aecidiosporis aurantiacis, crebre crasseque verrucosis globosis v. oblongis, 20-30  $\times$  20-25; uredosporis amphigenis cinnamomeo-brunneis, minutis primum epidermide tectis demum pulverulentis in caulibus confluentibus; uredosporis pallide brunneis e ovoideis globosis, echinulatis, 27-32  $\times$  22-25 poris germ. minutis, aegre visibilibus, apparenter 4; teleutosporis amphigenis obscure brunneis, parvis, globosis v. oblongis, sparsis, saepe aecidiis immixtis demum in foliis uredosporis sequentibus, diu epidermide tectis ultimo pulverulentis; teleutosporis flavescenti-brunneis, late ellipsoideis, subfragilibus, tunica aequaliter 1-1,5  $\mu$  cr., subreticulata v. plus minus longitudinaliter irregulariterque rugulosa, poris germ. uno apicali altero plus minus pedicello approxi-

mato, non papillatis, 30-36  $\approx$  22-26; pedicello fragili, hyalino sporam non excedenti.

*Hab.* in *Pseudocymoptero montano*, Ouray, Col. (BETHEL), Eldora, Col. (WYOMING), *Psanisato* (Umbelliferae), Utah, America bor.

## PHYCOMYCETAE

**PERICYSTIS** Betts (corr., Syll. XXIV), p. 10: *Annals of Botany*, vol. 26, 1912 (nec 1914) p. 795-799.

36. **Pericystis Apis** Maassen in *Mitteilungen aus der Kaiserl. Biolog. Anstalt für Land-u. Forstwirtschaft*, Heft 16, 1916, p. 51-58. 7676

*Hab.* in larva *Apis mellificae*, Germania.—Sec. P. Clausen (*Arbeiten a. d. Biol. Reichsanstalt f. Land-u. Forstw.* Bd. X, Heft 6, 1921, p. 467-521, 24 fig. tab. III-V), *Per. alvei* Bett. et *Per. Apis* non tantum specificæ, sed potius generice, diversæ.

**OLPIDIASTER** A. Pascher.—*Beih. d. Bot. Centralbl.* 35., II Abt., 1917, p. 579.—Syn. *Asterocystis* de Wild., Syll. XIV p. 437 nec *Asterocystis* Gobi, ex Algis, quia antèrius. Sistit etiam in fungis *Asterocystis* Berk. et Br., Syll. I p. 293.

37. **Olpidiaster radiceis** (de Wild.) Pascher, l. c., *Asterocystis r.* de Wild. 7677  
l. c.—Cnfr. Sylloge XIV p. 437.

38. **Saprolegnia curvata** v. Minden in *Falk, Mykol. Untersuch. u. Ber.*, 7678  
2. H., 1916, n. 6, p. 218, fig. 23, tab. V fig. 38-44.—Caespitulibus superficialibus, ex hyphis usque 1 mm. long. et 50  $\mu$  cr., simplicibus albidis, hyphis intramatrixalibus singulis v. aggregatis; sporangis in hyphis extramatrixalibus ad apicem efformatis plerumque cylindraceis v. subfusoides, 400  $\approx$  50, eximie incurvatis; antheridiis et oogoniis intramatrixalibus, oogoniis acro-pleurogenis v. intercalariibus ferma magnitudine variabilibus (usque 90  $\mu$  cr.), antheridiis terminalibus (an semper?), cylindraceis v. clavatis quandoque ramosis; oosporis in quoque oogonio 1-12 plerumque 3-5 efformatis, plerumque globosis raro ellipsoideis (20-37  $\mu$  cr.).

*Hab.* ad superficiem mucosam *Valvatæ* sp. in flumine ad Insulam Waltershof, Hamburg.

39. **Achlya** . . . . Coker a. Couch, A new spec. of *Achlya*, in *Journ. Elis. Mitch. Sc. Soc.*, 36., 1920, pp. 100-101 (nom. nobis tantum nota). 7679

40. **Pythium Butleri** Subramaniam. Mem. Dep. Agr. India 10., 1919, 763 pp. 181-194, 6 tab.

*Hab* in radicibus, rhizomatibus etc. praecipue *Nicotianae Tabaccae*, nec non *Capsici*, *Zingiberis*, *Papayae*, prope Pusa, Indiae or., quos valde necat.— Secundum Carpentier, in Bull. Exp. St. Hawaii, Sug. Planters Ass., III, P. 1, 1921, p. 59 iidem est ac *Rheosporangium aphaidermatus* Eds., Syll. XXIV, p. 31.

41. **Pythium pulchrum** v. Minden in Falck, Mykol. Untersuch. u. Ber., 2. H., 1916, n. 6, p. 227, fig. 25-26, tab. VI fig. 49-55. — Mycelium filosum ex hyphis tenuibus 2-3  $\mu$  cr. efformatum. Sporangiiis terminalibus v. intercalaribus quandoque seriatis subarticulatis globosis v. ellipsoideis; oogoniis terminalibus v. intercalaribus subglobosis 28  $\mu$  diam., antheridiis approximatis magis longis quam crassis; oosporis globosis tunica levi et contentu granuloso praeditis, 21-27,5  $\approx$  24.

*Hab.* inter *Saprolegnias* et ova *Formicarum*, Hamburg, Germania.

**PYTHIOGETON** v. Minden in Falck, Mykol. Untersuch. u. Ber., 2. H., 1916, n. 6, p. 241. — Mycelium saprophyticum ex hyphis tenuibus plus minus ramosis efformatum. Sporangia terminalia v. intercalaria subgregaria anguste longeque ovoidea; zoosporae subreniformes 2-ciliatae. Oogonia globosa v. subpolygonia, oosporam semper singulum efformantia, antheridia hemisphaerica plus minus appendiculata oogoniis approximata.

42. **Pythiogeton utriforme** v. Mind., l. c., p. 242, tab. VI fig. 56-65. — 763 Sporangiiis terminalibus forma magnitudine variabilibus ex hyphis 2,5-3,5  $\mu$  cr.; oogoniis subglobosis 45  $\mu$  cr.; antheridiis ad oogonii basim singulis connexis.

*Hab.* ad fructus putres etc., Hamburg, Breslau, Germania, et America bor. (BUTLER).

43. **Pythiogeton transversum** v. Mind., l. c. p. 242, tab. VII fig. 66-72. — 763 Sporangiiis initio intercalaribus, demum ob hyphas supra evanidas simulate apicalibus, magnis irregularibus transverse insertis; oogoniis primum globosis demum membrana areis polygonalibus divisa, 50  $\mu$  circ. cr.; antheridiis minoribus appendice secedenti praeditis; oosporis 40  $\mu$  cr. et membrana crassa hyalina praeditis.

*Hab.* ad frustula vegetalia putrescentia, Hamburg, Germania.

44. **Pythiogeton ramosum** v. Minden, l. c. p. 243, tab. VIII fig. 74-75. — 763

Hyphis fertilibus crebre denseque ramosis; sporangiis ad apicem hypharum transverse dispositis, elongato-ovoideis uno latere saepe abrupte angustatis incurvatisve. Oogoniis antheridiisque ignotis.

*Hab.* ad tubera putrescentia *Betae*, Hamburg, Germania.

45. **Phytophthora cryptogea** Pethybridge and Lafferty, Proceed. R. Dublin Soc., 15., 1919, p. 487-505, 3 tav. — Nomine nobis tantum nota. 7685

*Hab.* in radicibus putrescentibus nec non ad basim caulorum plantarum variarum (*Petunia*, *Aster*, *Cheiranthus*, *Gilia tricolor*, *Fagus*) imprimis *Solani tuberosi* ubi morbum « Tomato Foot-Root » dictum generat, ? Anglia. — Oosporae in terra hibernantes.

46. **Peronoplasmopora portoricensis** Lankey in Stevens, Mycologia 12., 1920, p. 52. — Maculis lunuginosis, irregularibus hypophyllis; conidiophoris e stomatibus emergentibus, singulis v. 2-3, 80-300  $\approx$  5,5-11, pseudomonopodialiter 3-5 ramosis, ramulis terminalibus conoideis 9-18  $\mu$  long.; conidiis ellipsoideis, hyalinis, 14-24  $\approx$  16,5-28. — Oosporis non visis. 7686

*Hab.* in foliis *Meliae Azedarach*, Guanica, Porto Rico.

## PYRENOMYCETAE

47. **Sphaerotheca pannosa** (Wallr.) Lév. — Syll. I p. 3 — var. **Rosae** 7687  
Woronichin, Bull. f. angew. Bot. 7., 1914, p. 450. — Peritheciis 109  $\mu$  diam., ascis 108  $\approx$  75, sporidiis 25  $\approx$  16,5, in *Rosa* (Rosaceae) — var. **Persicae** Woron., l. c., peritheciis 85  $\mu$  diam., ascis 85,8  $\approx$  62, sporidiis 23  $\approx$  14, in *Amygdalo Persica* et *Amyg. communi*.

**CLEISTOTHECOPSIS** Fr. L. Stevens et East. J. True, Univ. Illinois Agric. Exp. Stat. Bull. n. 220, 1919, p. 530. — Characteres ut in *Cleistotheca* sed stat. conidicus *Volutella*.

48. **Cleistothecopsis circinans** Stev. et True, l. c., cum 19 tab. — Peritheciis superficialibus, irregulariter globosis e obscure brunneis nigris, non ostiolatis, superficie reticulata praeditis, saepe breviter setulosis, parietibus pseudoparenchymaticis; ascis clavatis, basilariibus, evanidis, octosporis, circ. 70-96  $\approx$  19,2-24; paraphysibus evanidis. — Status conid. *Volutella circinans* (Berk.) Stev. et True l. c., *Vermicularia* Berk. 1851, Sacc., Syll. III p. 233. 7688

49. **Phyllachora Callistemoni** Rodway, Pap. a. Proc. R. Soc. Tasmania f. 7689  
Year 1917 (1918) p. 108.—Stroma nigrum, nitidum plerumque orbiculare et 1 mm. circ. diam.; saepe gregatim in maculis decoloratis amphigenis insidente; peritheciis numerosis omnino immersis; ascis cylindraceutis octosporis; sporidiis oblongis, obtusis, levibus, hyalinis, 18-20  $\times$  7.—Status pyrenidicus verisimiliter sistit *Hyaloceras dilophospora* Cooke in foliis *Leptospermis scoparii*.

*Hab.* in foliis *Callistemoni* (?), Chimney-pot Hill, Hobart, Gordon, Tasmania.

50. **Euryachora Sacchari** Averna Sacea, Bol. Agric. São Paulo, 17., 1916, 7690  
p. 618, « Molestias cryptogamicas da Cana da assneer », Sao Paulo 1916, p. 11, fig. 231-232.—Stromatibus maculicolis primum subepidermicis dein erumpentibus, magnis globosis pulvinatis peripherice loculigeris; ascis clavatis rotundatis, infra breviter angustaque pedicellatis, octosporis; sporidiis fusoides demum fuliginis grosse uniguttulatis, 29-40  $\times$  16,2.

*Hab.* in culmis *Sacchari officinarum*, prope Piracicaba, Brasilia.

51. **Phyalospora piperina** Sydow, Ann. Mycol. XIII, 1915, p. 38.—Peritheciis irregulariter sparsis, globulosis, minutissimis, 70-120  $\mu$  diam., primo omnino immersis dein vertice plus minus emergentibus, atris, contextu obscure fusco parenchymatico ex cellulis 4-6  $\mu$  diam. composito, ostiolo minuto pertusis; ascis cylindraceuto-clavatis, 35-42  $\times$  7-8, paraphysatis, octosporis; sporidiis distichis, fusoides, minute guttulatis, continuis, utrinque attenuatis, hyalinis, 8-10  $\times$  2.

*Hab.* in caulibus siccis *Piperis nigri*, Vayitri, Wynaad, Malabar (E. J. BUTLER).

52. **Sphaerella Unguadiae** Siemaszko, Bull. Musée du Caucase, XII, 7691  
Tiflis 1919, Extr. p. 1.—Maculis amphigenis, brunneis, peritheciis 100  $\mu$  diam., erumpenti-superficialibus, dilute brunneis, contextu celluloso, cellulis 6-8 diam., poro 25  $\mu$  lato pertusis; ascis 8-sporis 50-60  $\times$  10, curvulis, apice rotundatis, sporidiis 1-septatis, hyalinis, 15  $\times$  6-7.

*Hab.* in foliis languescentibus *Unguadiae speciosa* Endl., Suchum (Abchazia), Hortus Botanicus, Caucasus.

53. **Didymella aurantiiphila** Speg., An. Soc. Cient. Argent. 90., 1920, 7692  
Extr. p. 21.—Ramulicola; perithecia sublenticularia, minuta, 180-200  $\mu$  diam., epidermide tecta, non v. vix papillato-ostiolata, membranaceo-carnosula, contextu pallide fusco indistincto; asci subcy-

lindracei, 80-100  $\times$  14-15, sursum lenissime angustati apiceque abrupte subtruncate-rotundati crasseque tunicati deorsum sensim attenuati atque in pedicello brevi crassoque producti, octospori, paraphysibus filiformibus simplicibus longioribus commixti; sporae distichae, ellipticae, utrinque subaequiuscule rotundatae, primo 2-4-blastes, tunica mucosa tenni obvolutae, dein medio 1-septatae, leniter constrictulae, nudaе, hyalinae, 18-22  $\times$  5-7. An serius 3-septatae?

*Hab.* ad ramos emortuos (ob gumosis?) *Citri aurantii*, prope Asuncion Paraguay, Amer. austr.

54. *Melanomma aurantiicola* Speg., An. Soc. Cient. Arg., 90., 1920, Extr. 7694 p. 22.— Matrix late sordideque infuscata; perithecia sparsa v. hinc inde (2-3) paucigregaria, primo matrici infossa, serius plus minusve exerta majuscula globulosa (600-800  $\mu$  cr.), ostiolo papillato brevi crasso coronata carbonacea glabra; asci cylindracei, apice rotundati, postice abrupte breviusculeque cuneato-pedicellati (175-200  $\times$  25-30), octospori, paraphysibus densis filiformibus simplicibus longioribus obvallati; sporae oblique monostichae, cylindraceo-ellipsoideae, non v. leniter inaequilaterales, utrinque rotundatae, 3-septatae, ad septum medium tantum leniter constrictae, crassiuscule tunicatae, laeves pulchre fuligineae, 30-40  $\times$  16-18.

*Hab.* ad ramos dejectos exsiccatos *Citri aurantii*, prope Asuncion, Paraguay, America austr.

55. *Melanomma aurantiiphila* Speg., An. Soc. Cient. Arg., 90., 1920, Extr. 7695 p. 23.— Perithecia sparsa v. laxa (3-5) gregaria, matrice leniter infuscata insidentia, saepius dimidia, infera ligno insculpta, dimidia supera hemisphaerico-conoidea (350-650  $\mu$  cr.) exerta ac in ostiolo erecto crassiusculo producta, carbonacea; asci cylindracei, apice obtuse rotundati crassiusculeque tunicati, postice cuneati ac in pedicello attenuati octospori, paraphysibus filiformibus simplicibus longioribus eincti (p. sp. 120-150  $\times$  12-18, ped. 30-35  $\times$  5-8); sporae saepius oblique monostichae, e cylindraceo subellipsoideae inaequilaterales v. leniter curvulae, utrinque subrotundatae ac saepius minute subumbonatae, 3-septatae, ad septa non v. vix constrictae, primo pallidae pellucidae, oculis 1-guttulatis, dein intense fuligineae opacae, 20-30  $\times$  10-12.

*Hab.* ad lignum truncorum vetustorum *Citri*, prope Asuncion, Paraguay, America austr.

56. *Ustilina brachyspora* Speg., An. Soc. Cient. Argent., 90., 1920, Extr. p. 20.— Stromata plane superficialia, majuscula (20 mm. diam.,

6-8 mm. cr.), intus extusque suberoso-subcarbonacea, primo sordide fusco-subrubiginosa, dein atra, superne convexa margine abrupte rotundata, inferne applanata sessilia, centro matrici plus minusve late adnata; superficies externa stromatis, sub vitro valido, dense minuteque (200-300  $\mu$ ) papillato-asperula, ob ostiolorum protuberantiam et saepe marginem versus obsolete radiatimque plicato-undulata; perithecia periphaerica cylindraceo-ellipsoidea minuta erecta dense constipata; asci non visi; paraphyses numerosae crassiusculae articulae (10-20  $\times$  3-4), articulis grosse guttulatis; sporae ellipsoideae non v. vix inaequilaterales utrinque acutiuscule rotundatae, non v. grosse 1-guttulatae, laeves, fuligineae, 14  $\times$  7.

*Hab.* ad superficiem recisam trunci *Citri*, prope Asuncion, Paraguay, Amer. austr.

57. **Cryptosporella aurantiicola** Speg., An. Soc. Cient. Argent., 90., 1920, 7697

Extr. p. 19.—Stromata cortice innata immersaque subhemisphaerica subcarbonacea atra; perithecia valsiformiter in stromatibus circinantia paucigregaria monosticha, globosa v. e mutua pressione difformia, coriaceo-submembranacea, ostioli papillatis subconniventibus, carbonaceis, non v. vix e stromatis apice protrudentibus ornata; asci subcylindracei antice rotundati subcrassiusculeque attenuato-pedicellati, octospori, aparaphysati v. paraphysibus paucis filiformibus commixti; sporae elongato-ellipticae utrinque attenuatae inaequilaterales, subnaviculares, primo saepius 6 blastae, serius continuae, grosse 2-guttulatae, hyalinae.—An species immatura et melius ad genus *Calospora* transferenda?

*Hab.* ad ramos emortuos subputres *Citri aurantii*, in hortis prope Asuncion Paraguay, America austr.

58. **Eutypella pusilla** Speg., An. Soc. Cient. Argent., 90., 1920, Extr. 7698

p. 17.—Stromata ligno insidentia, cortice primo tecta dein erumpentia, e discoideo subhemisphaerico-conoidea fere valsoidea, atra; perithecia in quoque stromate pauca (1-6) globulosa (120-180  $\mu$  diam.), carnosulo-submembranacea, ostiolo subconoideo crassiusculo non v. vix exerto carbonaceo obtuso integro coronata; asci dense congesti non decidui aparaphysati, clavati, breviter pedicellati, pusilli, octospori (pars sporifera 15  $\times$  3-4, pedicello 4-6  $\times$  1); sporae allantoideae pusillae, leniter chlorinae, 3,5-4  $\times$  1.

*Hab.* in ramis siccis *Citri aurantii*, prope Asuncion Paraguay, America austr.

59. **Eutypa paraguayana** Speg., An. Soc. Cient. Argent., 90., 1920, Extr. 7699

p. 18.—Lejostoma; stromate corticali ramos late (2-4 mm.) am-

biente intus extusque nigerrimo, primo tecto-erumpente, serius cortice secedente denudato, seruposo-rugoso, irregulari, superficiem ligni plus minusve atro-inquinante; perithecia, globosa, 250-400  $\mu$  diam., stromate immersa monosticha, constipata v. relaxata, ostioliis conoideo-subhemisphaericis plus minusve exertis obtusis laevibus; asci cylindraceo-sabelavati breviuscule pedicellati, aparthysati, octospori, 40-45  $\times$  6-7; spora mediocres subdistichae cylindraceae v. lenissime subnaviculares, inaequilaterales v. subcurvulae, utrinque rotundatae atque minute 1-guttulatae, chlorinae, 10-12  $\times$  2-2,5.

*Hab.* ad truncum putrem *Citri*, prope Asuncion Paraguay, America austr.

60. **Lophidiopsis paraguayensis** Speg., An. Soc. Cient. Arg., 90., 1920, 7700

Extr. p. 24. — Perithecia sparsa v. laxe gregaria, ligno indurato extus obscure infuscato omnino infossa, ostiolo hysteroideo acuto carbonaceo tantum exerto, globosa majuscula (400-800  $\mu$  diam.) subcarnosa, pallida, contextu indistincto; asci cylindracei, apice subtruncato-rotundati, postice abruptiuscule cuneato-pedicellati, octospori (200  $\times$  30), paraphysibus densis filiformibus longioribus obvallati; spora saepius oblique monostichae, ellipsoideae, mediocres, primo subparenchymatio-cellulosae et tunica mucosa crassa vestitae, serius denudatae, transverse 5-7-, longitudinaliter 1-2-septatae, ad septum medium tantum constrictae, oculis 1-guttulatis, hyalinae, 32-45  $\times$  14-18.

*Hab.* ad cicatrices raurorum adhuc viventium *Citri Aurantii*, S. Antonio prope Asuncion Paraguay, America austr.

61. **Metasphaeria Feltgenii** Moesz nom. nov., Botan. Közlemén. 14., 1915, 7701

5-6, p. 151 (111). — Syn. *Met. Scirpi* Feltgen 1901, Syll. XVII p. 704 nec Berlese 1890 (= *Leptosphaeria vagans* f. *Scirpi*, Sacc. Syll. II p. 59, XXII p. 199).

62. **Metasphaeria Javorkae** Moesz, Botan. Közlemén. 14., 1915, 5-6, 7702

p. 149 (110), cum icon. — Peritheciis laxe gregariis, epidermide tectis, dein vix erumpentibus, globulosis vel conoideis, non papillatis, nigris, contextu indistincte parenchymatio, 257-360  $\mu$  diam., poro 28-43  $\mu$  lato, pertusis; ascis cylindraceo-clavatis, apice rotundatis, octosporis, 93-133  $\times$  10-13, jodo immutatis, paraphysibus filiformibus, 1,5-2  $\mu$  crassis, subramosis obvallatis; sporidiis, di-tristichis, anguste fusiformibus, 36,5-47  $\times$  4-6, rectis vel leniter curvulis, utrinque acutatis, hyalinis, 1-septatis, dein protoplasmate tripartito spurie septatis et 4-6 grosse guttulatis, non constrictis, primo stratu tenui mucoso vestitis.

*Hab.* in foliis culmibusque siccis *Festucæ xanthinae* (Graminaceae), prope « Herkulesfürdő » Hungariae meridionalis (F. FILARSZKY et S. JÁVORKA).

63. *Pyrenophora hungarica* Moesz, Botan. Közlemén. 14., 1915, 5-6, 7703 p. 148 (199), cum icon.— Peritheciis plus-minus gregariis, primum epidermide tectis, dein erumpentibus, subliferis, subglobosis, atris, 171-257  $\mu$  diam., 214-286  $\mu$  longis, ostiolo papillato, coriaceo-membranaceis, setis rigidis, fuligineo-atris, unicellularibus, 140-215  $\mu$  longis, laxè undique vestitis; contextu peritheci minute parenchymatico; ascis cylindræis, basi breviter pedicellatis, octosporis, 106-120  $\times$  23-27; paraphysibus filiformibus, demum mucoso-diffuëntibus; sporis distichis, oblongis, transverse 7-9 (plerumque 8) septatis, ad septa constrictis, in longitudine 1-septatis, primo flavis, demum fusco-atris et opacis, strato mucoso obvolutis, 33-50  $\times$  12-17.

*Hab.* in foliis aridis *Paronychiae cephalotes* (Caryophyllaceae), in valle « Tordai hasadék » prope Torda, et in monte « Fortyogó » prope oppidum Brassó, Hungariae.

64. *Pyrenophora ciliolata* Moesz, Botan. Közlemén. 14., 1915, 5-6, p. 7704 146 (109), cum icon.— Peritheciis gregariis, primum epidermide tectis, dein erumpentibus, subglobosis, atris, 133-200  $\mu$  diam. 150-233  $\mu$  longis, coriaceo-membranaceis, ostiolo papillato, fimbriato, basi fibrillosis, vertice pilis rigidis et flexuosis, pluricellularibus, usque ad 150  $\mu$  longis, fuscidulis, apicem versus dilatatoribus praeditis; contextu grosse parenchymatico, fuligineo; ascis cylindræis, basi breviter pedicellatis, octosporis, 100-150  $\times$  30, paraphysibus filiformibus obvallatis; sporis distichis, oblongis, supra medioterioribus, utrinque rotundatis, 30-40  $\times$  13-18, transverse 7-septatis, ad septa constrictis, localis mediis longitudinaliter 3-septatis, brunneis, subopacis, primum strato mucoso obvolutis.

*Hab.* in scapis siccis *Primulae auriculae* (Primulaceae), in montibus « Bélat havasok » Montium Magas-Tàtra Hungariae (F. FILARSZKY et G. MOESZ).

**AMYLIROSA** Speg., An. Soc. Cient. Arg., 90., 1920, Extr. p. 26 (Etym. a nomine Auct. filiae recenter obitae, sen AMYL ROSA).—Dothideacea; stromata innato-superficialia, hemisphaerica v. globoso-depressa, coriaceo-subcarbonacea, glabra, intus extusque atra; loculi subpolystichi, stromate omnino immersi non prominuli astomi globosi, tunica aegerrime a stromate distinguenda vestiti; asci cylindræci octospori paraphysati; sporaë muriformes ellipsoideae, septis pluri-

bus transversis uno alterove longitudinali divisæ fuliginæe. Genus habitu *Melogramma* accedens, ad *Curreyam* vergens, ab utroque, ut videtur, satis riteque distinctum; statum ascophorum *Pseudhaplosporellæ* Speg., *Paradiplodiæ* Speg., nec non *Ephelidii* Speg., sistens et cum iis metagenetiæe conjunctum.

65. **Amylirosa aurantiorum** Speg., l. c. fig. 12-14. — Stromata innato-superficialia dense v. laxe gregaria saepe circinantia, hemisphaerico-depressa, parva vix colliculosa, atra opaca (1-2 mm. diam. 0,5-1 mm. cr.); loculi saepius distichi globulosi minuti (180-250  $\mu$  diam.) astomi (an semper?); asci cylindraeci, apice rotundati, deorsum modice attenuato-pedicellati, octospori, paraphysibus filiformibus simplicibus longioribus obvallati (p. sp. 80-100  $\approx$  10-14, ped. 15-30  $\approx$  4-6); sporae oblique monostichae, ellipsoideae, tranverse 1-2-3-4-5 septatae, saepe loculo uno alterove centrali longitudinaliter diviso, fuliginæe, pellucidae, 15-17-20  $\approx$  6-7-8.

*Hab.* ad ramos emortuos *Citri aurantii*, morbum « lepram explosivam » dictum affecti, prope Asuncion Paraguay, America austr.

**CHROMOCREOPSIS** Stevenson in Johnston and Stevenson, Sugar cane Fungi etc. in Journ. Dep. Agric. Porto Rico, v. I, 1917, n. 4, p. 213. Cum gen. *Creopus* Lk. 1833, *Chromoerca* Seaver 1910, *Phacoerca* P. Henn. 1902, *Phacoereopsis* Sacc. et Syd. 1899, in Hypocreaceis, comparandum.

66. **Chromocreopsis striispora** Stevenson, l. c. — Stromatibus sparsis, tuberculiformibus e subglobuloso depressis, basi constrictis, saepe substipitatis, 1-3 mm. diam., altitudine minoribus, primum rubro-latericiis, in siccio obscurioribus, pallidioribus, peritheciis nigris prominenti ostiolatis praeditis; ascis cylindraecis; sporis monostichis obscure brunneis, ovoideo-ellipsoideis, utrinque rotundatis, 1-guttulatis 20-22  $\approx$  5-7, striatis, striis in sporis immaturis magis perspicuis.

*Hab.* ad culmos emortuos *Sacchari officinarum* (Graminaeae), Gurabo, Porto Rico, America Centr. — Forma et striatione sporarum distincta.

## DISCOMYCETAE

67. *Taphrina Struthiopteridis* Siemaszko. Bull. Musée du Caucase, XII, 7707

Tiflis 1919, p. 1 (Estratto).— Maculis amphigenis, rhomboidalibus, aureis vel fuscidulis; hymenio hypophyllo subcinereò; ascis caespitosis, clavatis, apice rotundatis, 6-8 sporis; sporidiis subglobosis,  $4.5.5 \approx 3.3-3.5-4.5$ , hyalinis.

*Hab.* in frondibus haud deformatis *Mattenciae Struthiopteridis* Tod., Circassia, Krasnaja-Polana prope m. Ageskho, Caucasus. — *Obs.* Inter *Taphrinam tonduzianam* F. Henn. et *T. rhomboidalem* Syd. et Butl. intermedia videtur.

**PATELLONECTRIA** Spegaz., Rel. Mycol. trop. etc., in Bol. Ac. Nac. Cienc. Cordoba, t. 23., 1919, Extr. p. 115. — Stromata carnosula laeticoloria cupulato-disciformia, centro perithecio concolore praedita; asci 4-8-sporei, paraphysati; sporae ellipsoideae, crebre septato-muriformes, hyaline. Genus eximium, nonnihil licheninum, faecilline *Patellinarum* statum ascophorum sistens.

68. *Patellonectria Puiggarii* Spegaz., l. c. cum icon. — 7708

Cupulae orbiculares, 0,4-0,5 mm. diam. superne concavinsculae, inferne convexulae atque breviter crassiusculeque stipitulatae, margine acute integrae, albae ceraceae glabrae, gonidiis plane destitutae; perithecia solitaria centro cupularum insidentia, ad medium usque et ultra immersa, unda globulosa ceraceo-carnosula, in sicco collabescentia, glabra laevia concoloria, ostiolo fusco-violascente vix umbonatulato coronata; asci elongato-ellipsoidei, superne obtuse rotundati, deorsum modice cuneati, pedicello brevi crassiusculoque suffulti, paraphysibus filiformibus confertis obvallati, 4-sporei,  $150 \approx 40$ : sporae distichae elongato-ellipticae utrinque acentinsculae, rectae v. leniter inaequilaterales, septis transversis saepius 11, longitudinalibus 1 v. 2 interruptis, ad septa non v. leniter constrictae, oculis 2 centralibus majoribus, caeteris apices versus sensim minoribus, laeves, hyalinae,  $70 \approx 18$ .

*Hab.* ad corticem trunci arboris ejusdam emortui, prope Rebeirao de Campinas, America austr. tropica (J. PUIGGARI).

69. *Beloniella tuzsoniana* Moesz, Botan. Közlemén. 14., 1915, 5-6, p. 7709

146 (108), cum icon. — Ascematibus laxe gregariis erumpentibus, primo globoso-clausis, dein urceolatis vel cupulatis, 90-230  $\mu$  diam., extus aurantiaco-incarnatis, levibus, disco incarnatis, margine al-

bidulo insigniter fimbriatis; fimbriis usque 66  $\mu$  longis; ascis subcylindraceis, 37-50  $\times$  4-6, apice obtuse attenuatis, jodo vix tinctis; sporidiis mono-distichis, fusoides, 7-10  $\times$  2-3, hyalinis, demum bicellularibus, in septo non vel vix constrictis eguttulatis; paraphysibus mucosis; excipulo indistincte prosenchymatice contexto ca. 16  $\mu$  cr., ceraceo.

*Hab.* in caulibus emortuis *Atropae belladonnae* (Solanaceae), in monte Madarashegy, comit. Bars, Hungariae.

---



# REPERTORIUM

## FUNGORUM IN VOL. XXIV DESCRIPTORUM

secundum matrices (vegetabilia et animalia)

---

Obs. — Di. *Discomycetae* — Ga. *Gasteromycetae* — Hy. *Hymenomycetae* — La. *Laboulbeniomycetae* — Phy. *Phycomycetae* — Py. *Pyrenomycetae* — Ur. *Uredineae* — Ust. *Ustilagineae*.

---

- Abies — Py. 4283, 4332, 4994, 5738, 6023, 6126, 6837 — Di. 7063, 7174, 7181, 7337, 7356, 7429.
- Abutilon — Py. 4260.
- Acacia — Py. 5126, 5230, 5231, 5343 — Di. 7500.
- Acalypha — Phy. 3555. — Py. 4401, 4402, 4995, 5547.
- Acanthaceae — Py. 4793.
- Acanthocarpus — Py. 4965.
- Acanthocladium — Py. 6338.
- Acanthopanax — Py. 6240.
- Acanthophyllum — Py. 6771.
- Acer — Py. 5031, 5567, 5629, 5749, 5785, 6357, 6368, 6403, 6984. — Di. 7063, 7318, 7325, 7338, 7400, 7424, 7437, 7547.
- Acokanthera — Py. 4722.
- Aconitum — Py. 6308, 6309, 6944.
- Acorus — Py. 6096, 6803.
- Actepila — Py. 4996.
- Actinidia — Py. 4238, 6133.
- Adenostoma — Di. 7475, 7499.
- Adenostyles — Di. 7240.
- Adhatoda — Py. 4793.
- Adiantum — Py. 4413, 5919, 6151.
- Adina — Py. 4628.
- Aegopodium — Py. 3561. — Di. 7620.
- Aesculus — Py. 5442, 5788, 5789, 5823.
- Afzelia — Py. 5232.
- Aganosma — Py. 4743.
- Agapanthus — Py. 6189.
- Agave — Phy. 3428. — Py. 4279, 6094, 6530, 6768. — Di. 7339.
- Aglaia — Py. 4482, 5013, 5025, 6644.
- Aglaonema — Py. 5028.
- Ailantus — Py. 5646, 5897.
- Aizoon — Phy. 3425.
- Alangium — Py. 4390, 4808, 5681, 6453.
- Albizzia — Py. 5328, 5454, 5726, 5744, 5829.
- Alchemilla — Py. 6042.
- Alchornea — Py. 4670, 5990.
- Aleurites — Py. 7001.
- Algae — Phy. 3359, 3380, 3401, 3408, 3410, 3421. — Py. 4677, 5061, 5071, 5300, 5543,

- 5544, 5581, 58,2, 6019, 6093,  
 6244, 6254, 6369, 6370, 6677,  
 6678, 6789, 6781, 6992.  
 Alhagium — Py. 5875.  
 Alibertia — Di. 7026.  
 Alicularia — Py. 4687.  
 Allamanda — Py. 5771.  
 Alliaria — Phy. 3457.  
 Allionia — Py. 6206.  
 Allium — Phy. 3429, 7688. —  
 Py. 6957.  
 Alnus — Phy. 3332, 3415. —  
 Py. 5628, 5751, 5757, 5840,  
 6021, 6022, 6084, 6105, 6106,  
 6107, 6108, 6434, 6769, 6810,  
 6814, 6820, 6823, 6844. —  
 Di. 7173, 7203, 7330, 7548,  
 7552.  
 Alocasia — Py. 6097.  
 Aloysia — Py. 6577.  
 Alsodeia — Py. 4580, 4753.  
 Alstonia — Py. 4757, 6523.  
 Alyssum — Phy. 3458, 3459.  
 Alyxia — Py. 4758, 5405.  
 Amaranthus — Di. 7311.  
 Amelanchier — Di. 7458.  
 Ammophila — Di. 7393.  
 Amomum — Py. 4583.  
 Amooria — Py. 4483.  
 Amphilophium — Py. 4738.  
 Amygdalus — Py. 6468, 6562,  
 7687.  
 Amyris — Py. 4536.  
 Anacardium — Py. 4637, 4669.  
 Anamirta — Py. 4905.  
 Anastiabes — Py. 4558.  
 Anastrophia — Py. 6947.  
 Anaxorea — Py. 4895.  
 Anchonium — Py. 6761.  
 Andira — Py. 4442, 5549, 5927.  
 Andropogon — Phy. 3567. — Py.  
 5176, 5177, 5178, 5326, 5604,  
 6990.  
 Androsace — Phy. 3523.  
 Andryala — Py. 6118.  
 Aneimia — Py. 4413, 6152.  
 Anemone — Phy. 3389.  
 Angelesia — Py. 4862.  
 Angelica — Ur. 7673. — La.  
 3559, 6241.  
 Angiopteris — Phy. 3437.  
 Animalia — Di. 7544, 7611,  
 7612 — Phy. 3319, 7678. —  
 Py. 3320, 3321, 3339.  
 Anisoptera — Py. 4815, 4951.  
 Anona — Py. 5146, 5650, 6790.  
 Anonaceae — Py. 4989, 6608.  
 Antennaria — Py. 6792. — Di.  
 7179, 7209.  
 Anthephora — Py. 5179.  
 Anthistiria — Py. 5180.  
 Antholyza — Py. 5953.  
 Anthurium — Py. 5903, 6098.  
 Antidesma — Py. 4403, 5728,  
 5864.  
 Antirrhinum — Py. 6571.  
 Apium — Di. 7156, 7205, 7620.  
 Apocynum, — Di. 7225.  
 Apodytes — Py. 4330.  
 Apuleia — Py. 4762, 5233, 5344.  
 Arabis — Phy. 3460, 3461, 3462,  
 3463, 3464, 3465.  
 Aralia — Di. 7220.  
 Araucaria — Py. 4931, 5860.  
 Arbutus — Py. 6137. — Di.  
 7078.  
 Archangelica — Py. 6923.  
 Arcangiopteris — Phy. 3437.  
 Arctostaphylus — Py. 7000. —  
 Di. 7444, 7499.  
 Ardisia — Py. 4501, 4766, 4769.  
 Areca — Py. 5703, 5891, 5941,  
 5999.  
 Arenaria — Py. 6729.  
 Arenga — Py. 5056, 5371, 5892,  
 5907, 5942, 5962, 6000, 6001,  
 6040, 6329, 6391, 6413, 6465,  
 6492, 6633. — Di. 7404.  
 Aristolochia — Py. 6103.  
 Armeria — Py. 6560.  
 Arrabidea — Py. 4365.  
 Arrhenaterum — Py. 6583.  
 Artemisia — Py. 6510.

- Arthraxon — La. 3550. — Py 6144.  
 Arthrostemma — Py. 4836.  
 Arthrostylidium — Py. 4333 6964.  
 Artocarpus — Py. 4495, 4656.  
 Arundinaria — Py. 4320, 6584  
 Arytera — Py. 4548.  
 Asparagus — Py. 4711, 5439. 6458, 6553, 6816.  
 Asperula — Py. 6721.  
 Asphodelus — Py. 6382.  
 Aspidium — Py. 5043.  
 Aspidosperma — Py. 5148  
 Aster — Di. 7376. — Phy. 7685.  
 Astragalus — Py. 5928, 6177, 6700, 6701, 6736, 6737, 6763, 6773.  
 Astrocaryum — Py. 4712, 5943.  
 Astronia — Py. 4837.  
 Atraphaxis — Py. 6770.  
 Atriplex — Phy. 3444. — Py. 5774, 6628.  
 Atropa — Py. 6232. — Di. 7709.  
 Aucuba — Py. 6435.  
 Averrhoa — Py. 6039.  
 Avicennia — Py. 4571.  
 Baccharis — Py. 4206, 5720.  
 Bactridis — Py. 4259.  
 Bambusa — Py. 4622, 4773, 4774, 5182, 5183, 5184, 5185, 5186, 5187, 5188, 5317, 5318, 5319, 5327, 5352, 5354, 5419, 5437, 5493, 5578, 5580, 5583, 5617, 5659, 5684, 5841, 5845, 5869, 5870, 5921, 5922, 5959, 5971, 5991, 5992, 5993, 6155, 6287, 6318, 6326, 6328, 6376, 6402, 6407, 6408, 6504, 6517, 6526, 6794, 6831, 6835, 6847, 6848, 6849, 6874, 6956. — Di. 7138, 7159, 7284, 7295, 7333.  
 Bambusaceae — Py. 4693.  
 Banana — Di. 7101.  
 Banisteria — Py. 4472, 5256, 5456.  
 Barbarea — Phy. 3466.  
 Barleria — Py. 5736, 5926.  
 Barringtonia — Py. 4440, 4441, 5926.  
 Bauhinia — Py. 4443, 5002, 5022, 5028, 5818, 6876.  
 Beckera — Py. 5188.  
 Beilschmiedia — Py. 4955.  
 Bellis — Di. 7621.  
 Beloperona — Py. 5491.  
 Berberis — Di. 7326.  
 Berteroa — Phy. 3467, 3468.  
 Bertholletia — Ph. 3352.  
 Beta — Phy. 3365, 3419, 7684.  
 Betula — Py. 5718, 5842, 6502, 6760, 6824. — Di. 7063, 7141, 7213, 7229, 7553, 7554, 7555, 7556, 7596.  
 Bignonia — Py. 4280, 5586, 6680.  
 Bignoniaceae — Py. 4369, 4621, 4738, 4921, 5854, 6109.  
 Bischofia — Py. 5169.  
 Biscutella — Phy. 3469.  
 Blepharoneurus — Py. 5189.  
 Blumea — Py. 6371.  
 Boehmeria — Phy. 3379. — Py. 5711, 5784, 5815, 5837, 6805. — Di. 7241.  
 Boerlagiodendrum — Py. 4358.  
 Boscia — Py. 4372, 6490.  
 Bourreria — Py. 5154.  
 Bouteloua — Py. 6695.  
 Brassica — Phy. 3470.  
 Braynia — Py. 4820, 4821.  
 Bridelia — Py. 6141.  
 Briza — Py. 6735. — Di. 7201.  
 Bromelia — Py. 4336, 5910.  
 Bromeliaceae — Py. 7011.  
 Bromus — Phy. 3375. — Py. 6156.  
 Brownea — Py. 4748.  
 Buchmania — Py. 4344.  
 Buddleia — Phy. 3522.  
 Buellia — Di. 7478.  
 Buettneria — Py. 4877, 5303, 5546.  
 Bulnesia — Py. 6986, 6987.  
 Bunias — Phy. 3471.

- Bupleurum — Py. 6275, 6574, 6765.  
 Burchellia — Py. 5390.  
 Bursera — Py. 6869.  
 Büttneria vide Buetneria  
 Buxus — Py. 6448. — Di. 7128  
 Byrsonima — Py. 4473.  
  
 Cabralea — Py 4669.  
 Cacalia — Py. 6534.  
 Caesalpinia — Py. 4444, 6630.  
 Cajanus — Py. 5709, 5867, 5929, 6505, 6798.  
 Calamagrostis — Di. 7231. — Hymen. 7650.  
 Calamus — Py. 4907, 4939, 4970, 5004, 5034, 5827, 5944, 6002, 6330, 6640, 6782, 6839, 6880.  
 Calceolaria — Phy. 3536.  
 Calepina — Phy. 3472.  
 Callistemon — Py. 7689.  
 Callicarpa — Py. 4572, 4573.  
 Calligonum — Py. 6634.  
 Calluna — Py. 6514. — Di. 7232, 7269, 7453.  
 Calophyllum — Py. 4338, 4426.  
 Calopogonium — Py. 4445, 4451. — Di. 7043.  
 Caltha — Phy. 3391.  
 Calyptranthus — Py. 5270.  
 Camelina — Phy. 3473.  
 Camellia — Py. 4325, 4657, 5691, 5715. — Di. 7206.  
 Campanula — Py. 6627, 6682.  
 Campomaresia — Py. 4780, 5271.  
 Campyloneurus — Py. 6932.  
 Campylopus — Di. 7161.  
 Canarium — Py. 4316, 4370, 4371, 4800, 4896, 5072. — Di. 7441.  
 Canavalia — Py. 5930.  
 Canna — Py. 5798.  
 Cannabis — Py. 5266, 5483, 5974, 6593.  
 Canthus — Py. 4863.  
 Capparis — Py. 4744, 4801, 4802, 5679, 5856, 6017, 6449, 6533, 6791. — Di. 7378, 7379.  
 Capsella — Phy. 3474.  
 Capsicum - Py. 4559. - Phy. 7680.  
 Caragara — Py. 5234, 5434, 5931, 6178.  
 Cardamine — Phy. 3475, 3476.  
 Carex — Ur. 7672. — Py. 6538, 6539, 6582. — Di. 7176, 7218, 7358, 7359, 7392.  
 Carica — Phy. 7680. — Py. 4803, 6113, 6807.  
 Carpinus — Py. 4237, 5631, 5651, 6422, 6446, 6480, 6650, 6871, 6933. — Di. 7331.  
 Carum — Di. 7620.  
 Carya — Py. 5804, 6170, 6827.  
 Caryota — Py. 6003.  
 Casearia — Py. 4414, 4739, 5039, 5172, 5173, 5453, 5816.  
 Cassia — Py. 4446, 4447, 5235, 5237, 5695.  
 Castanea — Phy. 3409. — Py. 4610, 5379, 5800, 5801, 6819, 6845. — Di. 7606.  
 Castanopsis — Py. 6147.  
 Castilloa — Py. 6430.  
 Casuarina — Py. 6894.  
 Cayaponia — Py. 4318, 4391.  
 Ceanothus — Py. 5640, 5792, 5834, 5835, 6392, 6775.  
 Cecropia — Py. 4624.  
 Cedrus — Py. 6995.  
 Celastrum — Py. 4374, 5008, 6450.  
 Celsia — Phy. 3537.  
 Celtis — Py. 4326, 4566, 4567, 4648, 5025, 5032.  
 Cenarrhenes — Py. 6961.  
 Centaurea — Py. 5653.  
 Centotheca — Py. 5190.  
 Centranthus — Py 6245, 6246.  
 Cephalaria — Phy. 3509. — Py. 4679.  
 Cephalotaxus — Py. 5861.  
 Cerastium — Phy. 3440, 3441, 3442.

- Cerasus — Py. 5730, 7084, 7550.  
 Cercis — Py. 6361.  
 Cercocarpus — Py. 5729.  
 Ceropogia — Py. 5149.  
 Cestrum — Py. 4560, 4686.  
 Chaerophyllum — Phy. 3560. —  
 Di. 7620.  
 Chamaecrista — Py. 4448.  
 Chamaecyparis — Py. 4776,  
 6996.  
 Chamaerops — Py. 6520, 6950.  
 Champereia — Py. 4546, 4868,  
 4869.  
 Chapmania — Py. 4306.  
 Cheiranthus — Phy. 3477, 7685.  
 Chenopodium — Phy. 3446,  
 3447, 3448, 3449, 3450, 3451,  
 3452.  
 Chiococca — Py. 4522.  
 Chionanthus — Py. 5429.  
 Chloris — Py. 5416.  
 Chorispora — Phy. 3478.  
 Chrysanthemum — Phy. 3456. —  
 Di. 7625-26.  
 Chrysobalanum — Py. 6215.  
 Chrysophyllum — Py. 4870, 4871.  
 Chrysothamnus — Py. 6652, 6943.  
 Chuquiragua — Py. 5654, 6689,  
 6748, 6749, 6948. — Di. 7523.  
 Cichorium — Phy. 3337.  
 Cinnamomum — Py. 5904, 6551.  
 Cipadessa — Py. 4842.  
 Cirsium — Py. 6609. — Di. 7208,  
 7224, 7282.  
 Cissus — Py. 4581, 4582.  
 Cistus — Py. 6359.  
 Citrus — Hymen. 7647. — Phy.  
 3431. — Py. 4537, 4538,  
 4539, 4635, 4650, 5078, 5430,  
 5496, 5705, 5783, 5810, 6220,  
 6221, 6415, 6442, 6484, 6497,  
 6635, 6719, 6881, 7693-7700,  
 7705. — Dic. 7032, 7545,  
 7607.  
 Clematis — Py. 5507, 6213, 6321,  
 6626. — Di. 7498.  
 Cleome — Py. 6721.  
 Clerodendron — Py. 4574, 5734,  
 6419.  
 Clidemia — Py. 5548.  
 Clusia — Py. 4427, 5873, 6165,  
 6166. — Di. 7454, 7455.  
 Cluytia — Di. 7631.  
 Coccocarpia — Di. 7463.  
 Coccoloba — Py. 4472, 4986.  
 Cocculus — Py. 6303.  
 Cocolobus — Py. 5122.  
 Cocos — Py. 4723, 5704, 5945,  
 5984, 6004, 6645.  
 Coffea — Py. 4634, 5032, 5541,  
 5947, 6473, 6564, 6565, 6599,  
 6804.  
 Coix — Py. 6795.  
 Coleosanthus — Py. 6535.  
 Coleus — Py. 4432.  
 Collea — Py. 4607.  
 Colliguaiia — Py. 4404.  
 Colocasia — Py. 6099.  
 Columbia — Py. 6238.  
 Colutea — Py. 5661, 5806, 5825,  
 5839, 6702.  
 Comocladia — Py. 4345.  
 Compositae — Py. 4262, 5376.  
 Condalia — Py. 6341, 6940, 6985,  
 6989. — Di. 7031, 7414.  
 Coniferae — Py. 5960. — Di  
 7110, 7312, 7506.  
 Conium — Phy. 3558.  
 Connarius — Py. 4384, 5026,  
 5160.  
 Conocephalus — Py. 5109.  
 Convolvulus — Py. 6750.  
 Coprosma — Py. 6983.  
 Corchorus — Py. 5647.  
 Cordia — Py. 4281, 4315, 4669,  
 5155, 5914, 5958, 6317.  
 Cordylines — Py. 6190.  
 Conrigia — Py. 3479.  
 Cornus — Py. 5368, 5633, 5682,  
 5775, 5786, 6325, 6349, 6372,  
 6528.  
 Coronilla — Py. 5876, 5906,  
 6437, 6553, 6703, 6721.  
 Coronopus — Py. 3480.

- Corylopsis — Di. 7253.  
 Corylus — Py. 4252, 4991, 5737,  
 6679, 6942. — Di. 7109,  
 7549.  
 Corypha — Py. 4751, 6005, 6327,  
 6852.  
 Crataegus — Py. 5828, 6043,  
 6216, 6483, 6495, 6622.  
 Cratylia — Py. 5238.  
 Crepis — Phy. 3547. — Di. 7613,  
 7614.  
 Crossandra — Py. 4793.  
 Crotalaria — Py. 4309.  
 Croton — Py. 4822.  
 Cryptocarya — Py. 5096.  
 Cucumis — Py. 5422, 6132.  
 Cucurbita — Py. 5440, 6581.  
 Cucurbitaceae — Py. 4392.  
 Cunninghamia — Py. 6127  
 Cupania — Py. 4549.  
 Curcuma — Di. 7560.  
 Cussonia — Py. 4361.  
 Cyathea — Py. 4301, 5417. —  
 Di. 7180, 7253, 7254, 7434.  
 Cyclostemon — Py. 4997, 5009.  
 Cydonia — Py. 5779, 5946.  
 Cymbidium — Py. 5975.  
 Cynanchum — Di. 7328.  
 Cynodon — Py. 6288.  
 Cynomarathrum — Ur. 7674.  
 Cynomatra — Py. 4949.  
 Cyperus — Py. 5316, 5602, 5603.  
 Cystandra — Py. 6334.  
 Cytisus — Py. 5753, 7267.  
  
 Dactylis — Py. 5552, 6157. —  
 Di. 7160.  
 Daemonorops — Py. 4742, 4781,  
 4855, 6001, 6041, 6331, 6801.  
 — Di. 7411.  
 Dalbergia — Py. 5239, 5240,  
 5242, 5302, 5701.  
 Daphne — Py. 5464, 6237.  
 Daphniphyllum — Py. 6142.  
 Dasymaschalon — Py. 4314,  
 5494.  
 Datura — Py. 6567.  
  
 Daucus — Py. 6574.  
 Daviesia — Py. 6380.  
 Delphinium — Py. 6466.  
 Dendrobium — Py. 4692.  
 Dendrochilus — Py. 6208.  
 Dentaria — Phy. 3481.  
 Derris — Py. 4449, 4450, 4832,  
 4903, 5003, 5241, 5243, 5244,  
 5345, 5449, 6482, 7014. —  
 Di. 7472.  
 Desmodium — Py. 4307, 4452,  
 4453, 4454, 6052, 6362.  
 Dianthera — Di. 7025.  
 Dianthus — Py. 6114, 6684, 6685.  
 Dichapetalus — Py. 5010.  
 Dicksonia — Di. 7214, 7247,  
 7374.  
 Dicotyledoneae — Py. 4584,  
 4585, 4586, 4587, 4536.  
 Didymopanax — Py. 6102.  
 Diederkeia — Py. 4329.  
 Dieffenbachia — Py. 4359.  
 Dillenia — Py. 4812, 4813, 5587,  
 6999.  
 Dimeria — Py. 5191.  
 Dimerocalyx — Di. 7159.  
 Dinochloa — Py. 4612, 5871,  
 5923.  
 Dioscorea — Py. 4665, 4698,  
 4814, 6134.  
 Diospyrus — Py. 4397, 4398,  
 5021, 6135.  
 Dipholidos — Py. 4556.  
 Diplotaxis — Phy. 3482.  
 Dipteris — Py. 4724.  
 Diptercarpus — Py. 4898, 5167.  
 Discidia — Py. 5150.  
 Dissochaeta — Py. 5288.  
 Docidium — Phy. 3382.  
 Dolichos — Py. 5236, 6292.  
 Dombeya — Py. 5288.  
 Donax — Py. 4420, 5192, 5193,  
 5194, 5601, 5994, 5995, 6319,  
 6779, 7013.  
 Draba — Phy. 3483.  
 Dracaena — Py. 6710.  
 Dracontomelus — Py. 4346.

- Drimys — Py. 6198.  
 Dryas — Py. 6958.  
 Drymaria — Py. 5915, 6115.  
 Drypteris — Py. 5170.  
 Dumasia — Py. 6508.  
 Durio — Py. 5367.  
 Dussia — Py. 5127.  
 Duvaua — Py. 5844, 6488, 6670,  
 6946. — Di. 7409.  
 Dysoxylon — Py. 4484.  
  
 Ebenus — Py. 6529.  
 Edgeworthia — Py. 5079.  
 Ehretia — Py. 5719.  
 Elaeocarpus — Py. 4390, 4819.  
 Eleagnus — Py. 4818, 4900,  
 5628, 5655, 6405, 6740.  
 Elymus — Py. 5608, 6267, 6436,  
 6585.  
 Embelia — Py. 5166, 5427, 5917.  
 Endospermum — Py. 6143.  
 Engelhardtia — Py. 5221.  
 Entada — Py. 5252.  
 Epilobium — Di. 7212.  
 Ephedra — Py. 5838, 5920, 6693,  
 6694, 6734, 6778, 6809.  
 Equisetum — Py. 6136.  
 Erigeron — Py. 4297.  
 Eriochloa — Py. 5195.  
 Eriodendron — Py. 6358.  
 Erica — Py. 6980.  
 Eriobotrya — Py. 6596, 6597, 6715  
 Erlangea — Py. 6119.  
 Erophila — Phy. 3484.  
 Eryngium — Py. 6242.  
 Erysimum — Phy. 3485.  
 Erythrina — Py. 4455, 4669,  
 5525, 5526.  
 Erythralium — Py. 6207.  
 Erythroxylon — Py. 4569, 6140.  
 — Di. 7488, 7619.  
 Escallonia — Py. 5123.  
 Espeletia — Py. 5156.  
 Eucalyptus — Py. 4251, 5803,  
 6390, 6836. — Di. 7081,  
 7126, 7315, 7504.  
 Euchlaea — Py. 4760.  
  
 Euchlaena — Py. 3564, 3565,  
 3566, 3567.  
 Eugenia — Py. 4599, 4602, 4603,  
 4641, 4671, 4844, 4845, 4846,  
 4892, 4938, 4960, 4989, 5015,  
 5033, 5272, 5273, 5274, 5585,  
 6809, 5887, 6205, 6463, 6619,  
 6625, 6733, 6879. — Di.  
 7030, 7033.  
 Eupatorium — Py. 4337, 4379,  
 5338, 6120, 6653, 7024. —  
 Di. 7223.  
 Euphorbia — Phy. 3510, 3511,  
 3512, 3513. — Py. 5100,  
 5584, 5680, 5865, 6542, 6741,  
 6825. — Di. 7029.  
 Euphorbiaceae — Py. 5723.  
 Eurastrium — Phy. 3485.  
 Eurotia — Phy. 3426. — Py. 6281.  
 Eurya — Py. 5291, 6234.  
 Euterpes — Py. 5690.  
 Evonymus — Py. 4992, 5028,  
 5772. — Di. 7436.  
 Exocarpus — Py. 4547.  
  
 Fagara — Py. 4865, 6601.  
 Fagopyrum — Di. 7163.  
 Fagraea — Py. 4467, 4957, 6331,  
 6832.  
 Fagus — Phy. 7685. — Py.  
 4239, 6542, 5752, 5762, 6026,  
 6088, 6512, 6515, 6516. —  
 Di. 7185, 7210.  
 Festuca — Py. 7702.  
 Ficus — Phy. 3435. — Py. 4241,  
 4497, 4498, 4499, 4763, 5021,  
 5110, 5111, 5112, 5113, 5114,  
 5115, 5116, 5117, 5118, 5119,  
 5120, 5121, 5129, 5130, 5131,  
 5132, 5133, 5134, 5135, 5136,  
 5137, 5138, 5145, 5378, 5936,  
 5937, 6201, 6557, 6674, 6714,  
 6878. — Di. 7275, 7447, 7635.  
 Filices — Py. 4676, 5069, 5588,  
 5970, 6724, 6936, 6962, 6963,  
 7012. — Di. 7286, 7382,  
 7443, 7559, 7707.

- Fimo — Phy. 3326, 3327, 3330, 3341, 3346, 3348, 3349, 3352.  
 — Py. 5445, 5446, 5954, 6063, 6066, 6067, 6070, 6074, 6076, 6078, 6079, 6080, 6081, 6082, 6089, 6090, 6767, 6813, 6897. — Di. 7056, 7114, 7115, 7116, 7117, 7118, 7124, 7138, 7298, 7299, 7300, 7301, 7302, 7303, 7304, 7305, 7314.  
 Flacourtiaceae — Py. 4782.  
 Flagellaria — Py. 5743.  
 Forsteronia — Py. 4349.  
 Fourcroya — Py. 6404.  
 Fraxinus — Py. 4242, 5763, 6423, 6632. — Di. 7232, 7252, 7470.  
 Freycinetia — Py. 4699, 5893, 6853.  
 Fritillaria — Di. 7595.  
 Fungi — Phy. 3360, 3364, 3365, 3411, 7681. — Py. 4261, 4276, 4313, 4608, 5420, 5473-5475, 5501, 5524, 5531, 5532, 5533, 5546-5551, 5560, 5562, 5563, 5564, 5616, 5644, 5740, 5998, 6028, 6364, 6365, 6406, 6423, 6644, 6846. — Di. 7035, 7313, 7321, 7380, 7527, 7558, 7622.  
 Funtumia — Py. 4350, 5452.  
 Gada — Py. 5582, 5685.  
 Gahnia — Py. 6971.  
 Gaillonia — Ph. 6717.  
 Galactia — Py. 4451, 5877.  
 Galearia — Py. 4998.  
 Galipea — Py. 4540.  
 Galium — Phy. 3530, 3531, 3532, 3533, 3534.  
 Galopina — Py. 4523.  
 Garcinia — Py. 4428, 4429, 5024, 5032, 6917.  
 Gaultheria — Py. 4761, 6541. — Di. 7419.  
 Gaylussacia — Py. 4400.  
 Genista — Py. 4690, 5790, 6637, 6704, 6721.  
 Gentiana — Py. 6153, 6973. — Di. 7567, 7568, 7569, 7570, 7599, 7600, 7600, 7608.  
 Geranium — Py. 6815.  
 Gesneria — Py. 4418, 5847.  
 Gigantochloa — Py. 4653, 5055, 5075, 5341, 5354, 5626, 5805, 6029, 6409, 6623, 6901. — Di. 7289.  
 Gilia — Phy. 7685.  
 Gleditschia — Py. 4456.  
 Gleichenia — Py. 5074.  
 Gliricidia — Py. 4457, 5494, 5662, 5698, 5727, 5728, 5777, 6877, 6914. — Di. 7340.  
 Globba — Di. 7561.  
 Glochidium — Py. 4823, 4824, 5171.  
 Gluta — Py. 6870.  
 Glyceria — Di. 7291.  
 Glycine — Phy. 3519. — Py. 6179.  
 Glycosmis — Phy. 3541. — Py. 4866, 5008, 5284.  
 Gmelina — Py. 4293, 4575, 4913.  
 Gnipa — Py. 5297.  
 Goniotalamus — Py. 4989, 6278.  
 Gonzalagunia — Py. 4331.  
 Gouania — Py. 4520, 5144.  
 Graminaceae — Py. 5473, 6028, 6425, 6788, 6896, 6910, 7003. — Di. 7243.  
 Grammatophyllum — Py. 4750.  
 Grewia — Py. 6625. — Di. 7261.  
 Grindelia — Py. 6536.  
 Guadua — Py. 5438, 6410, 6938.  
 Guarea — Py. 4486, 4487, 5885.  
 Guazuma — Py. 5289.  
 Guettardia — Py. 4685.  
 Guioa — Py. 4550, 4944.  
 Gustavia — Py. 5001.  
 Gymnanthes — Py. 4405.  
 Gymnosporia — Py. 4295, 4375, 4376.  
 Gyrolophium — Di. 7512.  
 Gyrophora — Py. 6366.

- Halimodendrum — Py. 6721, 6774.  
 Hamamelis — Py. 5973.  
 Heckeria — Py. 6807.  
 Hedera — Py. 6489, 6935. — Di. 7427, 7505, 7637.  
 Hedycaria — Py. 4979.  
 Helianthemum — Phy. 3455.  
 Helicia — Py. 4971.  
 Heliconia — Py. 5399.  
 Helicteres — Py. 5898.  
 Helleborus — Py. 5397, 6214, 6595.  
 Helminthia — Di. 7615.  
 Hemerocallis — Di. 7278.  
 Hemisepta — Phy. 3548.  
 Henriquesia — Py. 5105.  
 Heptapleurus — Py. 4930, 7010  
 Heracleum — Py. 6065, 6575. — Di. 7387, 7620.  
 Hermodactylon — Py. 6589.  
 Hervittia — Py. 4389.  
 Hesperis — Phy. 3487.  
 Heterospatha — Py. 5124.  
 Heterotricum — Py. 5258, 5882  
 Hevea — Py. 4406, 4670, 4932, 5470, 5523, 5573, 5623, 5656, 5683, 5695, 5712, 5833, 5848, 5849, 5866, 6144, 6145, 6271, 6284, 6337, 6872, 6900, 6972. Di. 7344.  
 Hibiscus — Py. 4475, 5471, 5556, 5687, 6450, 6663.  
 Hicoria — Py. 6519.  
 Hieracium — Py. 6121.  
 Hippocratea — Py. 4431, 5029.  
 Hippophaë — Di. 7327, 7413.  
 Hirtella — Py. 5281.  
 Holcus — Di. 7242.  
 Holocalyx — Py. 4833.  
 Homalanthus — Py. 6146.  
 Homalium — Py. 4680.  
 Homonoia — Py. 4407, 5577.  
 Hopea — Py. 4396, 4952, 4981.  
 Hormosia — Py. 4935.  
 Hosta — Py. 6191.  
 Hoya — Py. 4362, 5853, 5913.  
 Hualania — Py. 6764. — Di. 7207.  
 Hugonia — Py. 5255.  
 Humulus — Phy. 3553.  
 Hydnocarpus — Py. 4902.  
 Hydrocharis — Di. 7279.  
 Hydrocotyle — Py. 6243.  
 Hygrophila — Py. 4343.  
 Hymanthophyllum — Py. 5911  
 Hymenoxis — Phy. 3392.  
 Hyoseris — Di. 7627.  
 Hypericum — Py. 6167, 6949.  
 Hyptis — Py. 4433.  
 Ichnanthes — Py. 5605, 5606.  
 Idesia — Py. 5724.  
 Ilex — Py. 4302, 4357, 4635, 4796, 4925, 5364, 5561, 5912, 6531, 6743, 7009. — Di. 7401, 7438.  
 Impatiens — Di. 7388, 7394.  
 Imperata — Py. 4421, 4745, 5196, 5538, 5843.  
 Indigofora — Py. 4307.  
 Inga — Py. 4283, 4339, 4701, 4922, 5377.  
 Insecta — Phy. 3329-3342, 3354, 3356, 3357, 3358, 3362, 3396, 3405, 3416, 3424, 7676, 7681. — La. 3570 - 4235. — Py. 5479, 5592, 5610, 5611, 5612, 5613, 5614, 5615, 6069, 6355. — Di. 7057, 7058, 7602, 7612.  
 Inula — Py. 6690. — Di. 7219.  
 Ipomea — Py. 4386, 4387, 4759, 5472, 5760, 6130, 6725.  
 Iresine — Di. 7042.  
 Iris — Py. 6168.  
 Isachnes — Py. 5197.  
 Isatis — Phy. 3488.  
 Ischaemum — Py. 5198, 5199, 5416  
 Ischnosiphon — Py. 6638.  
 Isoglossa — Py. 4313.  
 Iva — Phy. 3569. — Py. 6451. — Di. 7251.

- Ixora* — Py. 4328, 4524, 4908, 4909.  
*Jacaratia* — Py. 4804.  
*Jacquinia* — Py. 4291, 4292.  
*Jaquemontia* — Py. 6351.  
*Jasminum* — Py. 4852, 4853, 5889, 5890, 5940, 6470, 6513.  
*Jatropha* — Py. 4408.  
*Jodina* — Py. 5460.  
*Jonaspis* — Py. 5934.  
*Juglans* — Py. 5660, 5925, 6171.  
*Juncus* — Py. 6173, 6291, 6722, 6991. - Di. 7196, 7337, 7238  
*Juniperus* — Py. 4649, 5546, 6691. — Di. 7139, 7543.  
*Justicia* — Phy. 3554. — Py. 4630, 5851.  
  
*Kalidium* — Py. 6746.  
*Kaulfussia* — Phy. 3437.  
*Kennedya* — Py. 5346.  
*Kerria* — Py. 6469. — Di. 7448.  
*Kigelia* — Py. 6532.  
*Knema* — Py. 5021.  
*Kochia* — Phy. 3453. — Py. 4652.  
*Koelreuteria* — Py. 4243.  
*Kolowratia* — Py. 5350.  
  
*Lactuca* — Di. 7156.  
*Laguncularia* — Py. 4378.  
*Lamium* — Di. 7595.  
*Lansium* — Py. 5014.  
*Lantana* — Py. 4341, 4342, 4576. — Di. 7638.  
*Lappa* — Di. 7180.  
*Larix* — Di. 7355.  
*Laserpitium* — Di. 7620.  
*Lasia* — Py. 6100.  
*Lasiacis* — Py. 5549.  
*Lasiagrostis* — Py. 6696.  
*Lasiopetalum* — Py. 5046.  
*Lathyrus* — Phy. 3393. — Py. 6180.  
*Lauraceae* — Py. 4732, 4792, 5227, 5228.  
  
*Laurineae* — Py. 4830.  
*Laurus* — Py. 6590. — Di. 7341, 7386.  
*Lavatera* — Di. 7245.  
*Ledum* — Py. 4778. — Di. 7389, 7442.  
*Leguminosae* — Py. 4465, 5329, 6293.  
*Leotodon* — Di. 7616, 7628-29.  
*Lepidium* — Phy. 3489, 3490, 3491.  
*Lepidosperma* — Di. 7415.  
*Lepisanthes* — Py. 4551, 5028  
*Leptospermum* — Py. 7687.  
*Leptostrema* — Di. 7489.  
*Leptotaenia* — Py. 6726.  
*Lespedeza* — Py. 5807, 6705.  
*Leucaena* — Py. 5424, 5455, 5480, 5663, 6412, 6457.  
*Leucelene* — Py. 6732.  
*Leucosyke* — Py. 4569.  
*Liatris* — Py. 6537.  
*Libanotis* — Py. 6576.  
*Libocedrus* — Di. 7061.  
*Lichenes* — Py. 4689, 5062, 5347, 5359, 5370, 5476, 5478, 5878, 5879, 5933-5935, 5985-5987, 6033, 6035, 6255-6265, 6294, 6301, 6366, 6367, 6383-6388, 6439, 6487, 6605-6607, 6610, 6611, 6661, 6708, 6709, 6727, 6800. — Di. 7049, 7050, 7211, 7273, 7274, 7460-7462, 7469, 7478, 7482, 7483, 7485, 7487, 7489, 7490, 7493, 7496, 7497, 7508-7520, 7522, 7524, 7525, 7529, 7534, 7535, 7537, 7541, 7542.  
*Licuala* — Py. 6802.  
*Ligusticum* — Di. 7620.  
*Ligustrum* - Py. 4303, 5638, 5791  
*Limnanthemum* — Py. 4305.  
*Linaria* — Py. 3394. — Di. 7595.  
*Lindera* — Py. 5806, 6379, 6699.  
*Linocera* — Py. 4507, 4508.  
*Linum* — Py. 6195, 6441.  
*Liparis* — Py. 4854.

- Liriodendrum — Di. 7052.  
 Lithachne — Py. 5076.  
 Litsea — Py. 4256, 4435, 4838, 4934, 5222, 5325, 5725, 6034, 6268, 6828, 6875.  
 Livistona — Py. 4512, 6040, 6332, 6506.  
 Lobaria — Di. 7480.  
 Lonchocarpus — Di. 5246.  
 Lonicera — 4311, 4312, 5107, 5856, 6111. — Di. 7439, 7595.  
 Lophatherus — Py. 4613.  
 Lophocolea — Py. 6681.  
 Lophopetalum — Py. 4805.  
 Loranthus — Py. 4468, 4708, 4834, 4904, 6196.  
 Luchea — Py. 4294.  
 Lucuma — Py. 4557, 5333, 5462.  
 Luffa — Py. 4809.  
 Luhea — Py. 4669.  
 Lumitzera — Py. 4434.  
 Lunaria — Phy. 3492.  
 Lunasia — Py. 4542.  
 Lupinus — Phy. 3431.  
 Luzula — Py. 6549.  
 Lychnis — Py. 6116.  
 Lycium — Py. 5673, 5836, 6253, 6742. — Di. 7503.  
 Lycopersicum — Phy. 3431. — Di. 7609.  
 Lycopodium — Py. 6197, 6712.  
 Lysimachia — Py. 5908.  
 Lythrum — Di. 7226.  
 Maba — Py. 5168.  
 Macaerium — Py. 5932.  
 Macaranga — Py. 4409, 4410, 4647, 5696, 6400.  
 Macleya — Py. 6211.  
 Maclura — Py. 5667.  
 Maesa — Py. 4502, 4503, 4504, 4505.  
 Magnolia — Py. 5566, 5733, 6713.  
 Mahonia — Py. 6843.  
 Malcomia — Py. 6723.  
 Mallotus — Py. 4290, 4411, 4655, 5021, 5657, 5658.  
 Malpighiaceae — Py. 4474, 5432.  
 Malus — Phy. 3399.  
 Mammea — Py. 4414.  
 Mangifera — Py. 5803, 6020. — Di. 7440.  
 Manihot — Py. 4670, 5688, 5867, 6793.  
 Mapania — Py. 4394.  
 Maranta — Py. 6556.  
 Marattia — Phy. 3437.  
 Marcgravia — Py. 4477.  
 Markamia — Py. 4366.  
 Marlierea — Py. 5888.  
 Marrubium — Phy. 3376.  
 Marsdenia — Py. 4798.  
 Marsupella — Py. 4688.  
 Matisia — Py. 6579.  
 Matthiola — Py. 3493, 6131. — Di. 7157.  
 Maxillaria — Di. 7039.  
 Mayepea — Py. 4509, 4510, 5277.  
 Medicago — Py. 6706.  
 Medinilla — Py. 5883.  
 Melastomataceae — Py. 4036, 5939, 6461. — Di. 7215.  
 Melia — Phy. 3552, 7686. — Py. 5263, 6389.  
 Meliaceae — Py. 4489, 4843, 5330, 5389.  
 Melica — Py. 6543.  
 Melilotus — Py. 6181, 6738.  
 Meliosma — Py. 5285.  
 Melitta — Py. 4451.  
 Melodorus — Py. 4620.  
 Memecylon — Py. 4478, 4479, 4950, 4985, 5012, 5041, 5259, 5429. — Di. 7445.  
 Menispermaceae — Py. 4494.  
 Menispermum — Py. 6303.  
 Mentha — Phy. 3514.  
 Merostachys — Py. 4619.  
 Merremia — Py. 4277, 4388.  
 Metastelma — Py. 5151.  
 Metrosideros — Py. 4604.

- Metzgeria — Py. 5421.  
 Michelia — Py. 5299.  
 Miconia — Py. 4480, 4481, 4606,  
 4725, 4838, 4839, 4937, 5260,  
 5261, 5619, 5620, 5748.  
 Microdesmis — Py. 4901.  
 Mikania — Py. 4304.  
 Miliun — Py. 5872. — Di. 7563.  
 Milletia — Py. 4458.  
 Mischanthus — Phy. 3562. —  
 Py. 5200, 5996, 6377, 6697.  
 Mischocarpus — Py. 4753, 6322.  
 Mitragynis — Py. 4525.  
 Modecca — Py. 4926.  
 Moehringia — Py. 6669.  
 Mollinedia — Py. 4495, 4959.  
 Momordica — Py. 4319, 4810.  
 Monotis — Py. 6353.  
 Monstera — Py. 5953.  
 Morinda — Py. 4526, 4629.  
 Morus — Py. 4248, 4321, 5938,  
 6304, 6616, 6617, 6891. —  
 Di. 7319.  
 Mouriria — Py. 5262.  
 Muehlenbergia — Py. 5201,  
 6544, 6545.  
 Mulgedium — Py. 6122.  
 Mucuna — Py. 6182.  
 Musa — Py. 5886, 5905, 6087,  
 6202.  
 Musci — Py. 4689, 5423, 5495,  
 6203, 6204, 7016. — Di.  
 7087, 7135, 7259, 7288.  
 Mussaenda — Py. 4527.  
 Myricaria — Di. 7336.  
 Myriophyllum — Phy. 3387.  
 Myrsinaceae — Py. 4501, 5509.  
 Myrsinea — Py. 4890, 5380.  
 Myrtaceae — Py. 4720, 4765,  
 4849, 4919, 4966, 5275, 5381,  
 5590, 5998. — Di. 7040,  
 7186, 7408, 7446.  
 Myrtus — Py. 4749.  
 Narcissus — Phy. 3384.  
 Nardus — Di. 7412.  
 Nasturtium — La. 3494, 3495.  
 Nectandra — Py. 4367, 5223,  
 5874.  
 Nelumbium — Py. 5503.  
 Nemesia — Phy. 3427.  
 Nemopantes — Py. 5410. — Di.  
 7323.  
 Neolitsea — Py. 4829, 4956. —  
 Di. 7444.  
 Nepenthes — Py. 5276.  
 Nepeta — Py. 5776, 6721.  
 Nephelium — Py. 4598, 5021.  
 Nephromium — Di. 7517.  
 Nerium — Py. 4646.  
 Neslea — Phy. 3496.  
 Nicotiana — Phy. 3432, 7680. —  
 Py. 6045. — Di. 7366.  
 Noxia — Py. 6862.  
 Nycticalus — Py. 4799.  
 Ochlandra — Py. 5355.  
 Ochna — Py. 5295.  
 Ocotea — Py. 4436, 4437, 4640,  
 5000, 5125. — Hym. 7652,  
 5224. — Di. 7038.  
 Olacis — Py. 4850.  
 Olea — Py. 4721, 6320, 6639,  
 6926, 6976.  
 Olearia — Hymen. 7651.  
 Olyra — Py. 4299, 5569, 6507.  
 Onagra — Py. 6559.  
 Ondina — Py. 4347.  
 Onobrychis — Py. 5455, 5456.  
 Ophiurus — Py. 5202.  
 Opilia — Py. 4511, 4851.  
 Opuntia — Py. 6279. — Di.  
 7565.  
 Orania — Py. 6305, 6969.  
 Orchideae — Py. 4768, 4967,  
 5458.  
 Ornithogalum — Phy. 3388.  
 Orobus — Di. 7623.  
 Oryza — Py. 3361, 3563, 5553,  
 5957, 6086, 6587, 6796.  
 Oryzopsis — Py. 5203.  
 Osbeckia — Di. 7573, 7605.  
 Osmanthus — Py. 4518.  
 Osmunda — Py. 5097, 5351.

- Ostodes — Py. 4825.  
 Ostrya — Py. 6818.  
 Othophora — Py. 4417.  
 Oxonopus — Py. 5181.  
 Oxytropis — Phy. 3517.  
  
 Pachysandra — Py. 5391.  
 Paeonia — Di. 7007.  
 Pahudia — Py. 5247.  
 Palaquium — Py. 5005.  
 Paliurus — Py. 5668, 5714.  
 Pallenis — Di. 7630.  
 Palmae — Py. 4736, 4856, 4972,  
 5058, 5579, 6008, 6210, 6520.  
 — Di. 7165, 7417.  
 Panax — Di. 7155.  
 Pandanus — Py. 4681, 4695,  
 4700, 4740, 4940, 5057, 5988,  
 6009, 6010, 6269, 6306, 6425,  
 6841. — Di. 7456.  
 Panicum — Py. 4422, 4788, 5204,  
 5205, 5206, 5207, 5208, 5209,  
 5356, 6429, 6797. — Di.  
 7183.  
 Paralstonia — Py. 4351.  
 Paramygnya — Py. 4746.  
 Parashorea — Py. 4816, 4817,  
 4982.  
 Parathesis — Py. 4506.  
 Parinarium — Py. 4983. — Di.  
 7420.  
 Parkia — Py. 5011.  
 Parkinsonia — Py. 4284.  
 Paronychia — Py. 7703.  
 Paspalum — Py. 5210, 5211,  
 5212, 5357, 6360.  
 Passiflora — Py. 4694, 4857,  
 5027, 5426, 7006.  
 Paullinia — Py. 4340, 4414, 4552,  
 5621.  
 Paulownia — Py. 5645, 5719,  
 5733, 6229, 7407.  
 Pavetta — Py. 4041.  
 Pedicularis — Phy. 3538.  
 Peganum — Py. 6720.  
 Peltidea — Py. 6262.  
 Peltophorum — Py. 5248.  
  
 Penicillaria — Py. 5539, 5799,  
 5972. — Di. 7446.  
 Pennisetum — Py. 5213, 6289  
 Pentacme — Py. 4953.  
 Pera — Py. 4670.  
 Pericampylus — Py. 6200.  
 Persea — Py. 4438, 4439, 4789,  
 4790, 5225, 5803, 6176.  
 Petunia — Phy. 7685.  
 Phaca — Phy. 3516.  
 Phanera — Py. 5249.  
 Phaseolus — Py. 5250, 5428,  
 6179, 6183, 6508, 6650.  
 Phillirea — Py. 5639.  
 Phillosporina — Di. 7515.  
 Philodendrum — Phy. 3360. —  
 Py. 4990.  
 Phoebe — Py. 5226. — Di. 7038  
 Phoenix — Py. 5366, 6006, 6007,  
 6493. — Di. 7564.  
 Phlomis — Py. 5686, 6174, 6723  
 Phlyctis — Di. 7540.  
 Phoradendrum — Py. 4835.  
 Phormium — Py. 5955.  
 Phragmites — Py. 6030, 6527,  
 6546, 6588, 6990. — Di.  
 7195.  
 Phyllocladus — Py. 6978.  
 Phyllostachys — Py. 4675, 5530,  
 5551, 5618, 6158, 6159, 6401,  
 6518.  
 Physocarpum — Py. 5282.  
 Physostegia — Phy. 3356.  
 Phyteuma — Phy. 3374. — Py.  
 6728.  
 Phytolacca — Py. 4513.  
 Picea — Py. 4313, 6024, 6525  
 Picramnia — Py. 5331, 5609,  
 6613.  
 Picrasma — Py. 4875.  
 Picris — Di. 7617.  
 Pilea — Py. 4570.  
 Pilocarpus — Py. 4543.  
 Pinanga — Py. 4912.  
 Pinus — Phy. 3381. — Py.  
 4770, 4771, 4777, 6128, 6252,  
 6952, 6993, 6997, 6998. —

- Di. 7065, 7066, 7071, 7072  
 7073, 7093, 7145, 7166, 7194.  
 7250, 7332, 7384.  
 Piper — Py. 4367, 4514, 4515,  
 4516, 4517, 4654, 4734, 4858,  
 4859, 5016, 5392, 5420, 5563,  
 5591, 5894, 7691.  
 Piptadenia — Py. 4271, 5251,  
 6851.  
 Pipturus — Py. 4881.  
 Pirola — Py. 4682. — Di. 7162.  
 Pirus — Py. 5641, 5733, 5780,  
 5976, 6470, 6598. — Di.  
 7044, 7164, 7324, 7383.  
 Pistacia — Py. 4253, 6842.  
 Pithecolobium — Py. 5323, 5433,  
 5664, 6399.  
 Pittosporum — Py. 4286, 4519,  
 4827, 4860.  
 Pituranthus — Py. 5900.  
 Plantago — Py. 4323.  
 Platanus — Py. 4246, 6427, 6494  
 Platea — Py. 4827.  
 Plectronia — Py. 4529, 4910,  
 5896.  
 Plocama — Py. 5671, 6718.  
 Poa — Py. 5214.  
 Podocarpus — Py. 4289, 4381,  
 4382, 4597, 6927, 6928, 6929,  
 6930, 6931.  
 Pogonatherus — Py. 5215.  
 Policourea — Py. 4528.  
 Pollinia — Py. 5216.  
 Polyalthia — Py. 4795, 5147.  
 Polygala — Py. 5895.  
 Polygonum — Py. 3523, 6307,  
 6481.  
 Polymnia — Py. 5157.  
 Polyosmia — Py. 4329.  
 Polygonum — Py. 5217.  
 Pometia — Py. 5005.  
 Populus — Py. 5628, 5794, 6222,  
 6311, 6416, 6498, 6636, 6671,  
 6673, 6756, 6757. — Di.  
 7217, 7236, 7421.  
 Porina — Di. 7491.  
 Potentilla — Di. 7190.  
 Pothoideus — Py. 4929.  
 Pothus — Py. 4797.  
 Premna — Py. 4273, 4327, 4577,  
 4882, 4911, 5294, 5676, 6248,  
 6396, 6397. — Di. 7290.  
 Prenanthes — Py. 6123.  
 Primula — Py. 7704.  
 Prosopis — Py. 6381, 6707, 6751,  
 6752, 6974, 6989. — Di.  
 7477, 7501, 7503.  
 Protea — Py. 5332, 5402, 6594.  
 Prunus — Py. 4642, 4702, 5059,  
 5459, 5481, 5622, 5643, 5707,  
 5731, 5732, 6764, 5781, 5977,  
 6044, 6060, 6217, 6272, 6432,  
 6563, 6647, 6754, 6776. —  
 Di. 7235, 7348, 7373, 7449,  
 7450, 7451.  
 Pseudococcus — Phy. 3355.  
 Pseudocymopterus — Ur. 7675.  
 Pseudoelephantopus — Py. 4380.  
 Pseudotsuga — Di. 7385.  
 Psidium — Py. 5637, 5739, 6464,  
 6509, 6924, 7005. — Di.  
 7192.  
 Psoralea — Py. 3371, 4308.  
 Psychotria — Py. 4530, 4531,  
 4532, 4730, 4945.  
 Pterocarpus — Py. 4240, 4459,  
 5128, 5315, 5340, 5369, 5817  
 Pterocarya — Py. 6172.  
 Pterospermum — Py. 5290.  
 Ptychosperma — Py. 5425.  
 Pueraria — Py. 4460. — Di.  
 7188.  
 Pulmonaria — Phy. 3438.  
 Pusaetha — Py. 5252.  
 Pycreus — Py. 5163.  
 Pygeum — Py. 4264. — Di. 7266.  
 Quamoclidium — Py. 6558.  
 Quercus — Py. 4245, 4639, 4933,  
 5095, 5108, 5441, 5574, 5634,  
 5635, 5721, 5722, 5750, 5761,  
 5801, 5802, 5961, 6085, 6148,  
 6149, 6150, 6285, 6286, 6336,  
 6373, 6374, 6375, 6454, 6528,

- 6762, 6772, 6812, 6838, 6873,  
6970. — Di. 7035, 7059,  
7062, 7069, 7074, 7075, 7076,  
7077, 7078, 7232, 7288, 7398,  
7461.  
Quisqualis — Py. 4807.
- Radermachera — Py. 4300.  
Ramsia — Py. 4906.  
Randia — Py. 4942.  
Ranunculus — Phy. 3526, 3527,  
3528, 3529.  
Raphanus — Phy. 3419.  
Ravenela — Py. 5139.  
Reaumuria — Py. 6394.  
Reedia — Py. 4811.  
Rhabdodendrum — Py. 4867.  
Rhacoma — Py. 4377.  
Rhamnus — Py. 5778, 6467,  
6753.  
Rhapodyphyllum — Di. 7507.  
Rheedia — Py. 4999, 5077.  
Rheum — Phy. 3524.  
Rhizocarpus — Di. 7462, 7469,  
7525.  
Rhododendron — Py. 5636, 6138.  
— Di. 7233.  
Rhodomirtus — Py. 4322.  
Rhopala — Py. 5280.  
Rhus — Py. 4665, 5699, 5733,  
5756, 6444.  
Rhynchosia — Py. 4309.  
Rhynchospora — Py. 5862.  
Ribes — Py. 5672, 5978, 6225,  
6226, 6805. — Di. 7566.  
Ricinus — Py. 4923, 5918. — Di.  
7158, 7172.  
Robinia — Py. 5831, 6184, 6185.  
— Di. 7177, 7470.  
Rollinia — Py. 4928.  
Roripa — Py. 3497, 6491.  
Rosa — Py. 4683, 5642, 5782,  
5793, 5909, 6092, 6316, 6389,  
6471, 6472.  
Rosmarinus — Py. 6965.  
Rottboellia — Py. 4423, 5218,  
5713, 6323.
- Roupala — Di. 7048.  
Rourea — Py. 4385, 5162, 6129.  
Roystonea — Py. 5278.  
Rubia — Py. 6556, 6600.  
Rubiaceae — Py. 4288, 4703,  
4943, 4975, 5053, 6219.  
Rubus — Py. 4643, 4684, 5321,  
5335, 5503, 5534, 5670, 6218,  
6277, 6431, 6485, 6495, 6528,  
6941, 6966. — Di. 7045,  
7239, 7452.  
Rudolphia — Py. 4461.  
Rumex — Py. 6212.  
Ruscus — Py. 5555, 5880, 6037,  
6591.
- Saccharum — Phy. 3331, 3333,  
3564. — Py. 4424, 5219,  
5829, 6160, 6161, 6787, 6826,  
7690, 7706.  
Salix — Phy. 3378, 3422. — Py.  
4659, 5101, 5644, 5649, 5795,  
5822, 5846, 6064, 6223, 6274,  
6275, 6343, 6344, 6417, 6418,  
6443, 6758, 6811, 6833, 6834.  
— Di. 7229, 7342, 7349.  
Salsola — Phy. 3454. — Py.  
6747, 6770.  
Salvia — Py. 6339, 6550, 6698,  
7595.  
Sambucus — Py. 5772, 6112,  
6524, 7221.  
Sandoricus — Py. 4490.  
Sanguisorba — Di. 7431.  
Santiria — Py. 4897.  
Sapindaceae — Py. 4269, 4553,  
5141, 5461, 5557, 5814, 6474.  
Sapindus — Py. 4554, 6224.  
Saponaria — Py. 6730.  
Sapotaceae — Py. 5018.  
Sarothamnus — Py. 6799.  
Sasa — Py. 4334, 6424, 6656.  
Saurauia — Py. 4596.  
Sauropus — Py. 4412.  
Savagesia — Py. 4367.  
Saxifraga — Phy. 3535. — Py.  
5963, 6227.

- Scaevola — Py. 4419.  
 Schefflera — Py. 4678, 5008.  
 Schima — Py. 5292.  
 Schinus — Di. 7047.  
 Schizolobium — Py. 4462.  
 Schizonotus — Py. 5630.  
 Schizophragma — Py. 6228.  
 Schizostachyum — Hym. 7655.  
     — Py. 4258, 4623, 4653.  
     5033, 5040, 5320, 5358, 5565,  
     5589, 5991, 5997, 6031, 6032,  
     6290, 6354, 6456, 6624, 6850.  
 Schlegelia — Py. 4367, 5153.  
 Schoenus — Py. 5164.  
 Scirpus — Py. 4395, 5863, 6540,  
     7391, 7701.  
 Scleria — Py. 5568.  
 Scleropogon — Py. 6479.  
 Scolopia — Py. 4826.  
 Scrophularia — Py. 6230, 6312.  
     — Di. 7416.  
 Scutia — Py. 4521, 4752, 6511.  
 Secale — Py. 5554, 5616.  
 Semerocarpus — Py. 4662, 4988.  
 Senecio — Py. 6944, 6967.  
 Serjania — Py. 4555, 5286.  
 Sersalisia — Py. 6365.  
 Sesamum — Phy. 3436.  
 Setaria — Py. 5220.  
 Shepherdia — Py. 5628.  
 Shorea — Py. 4899, 4954.  
 Sida — Py. 4476.  
 Sideroxyton — Py. 4872, 4873,  
     4874, 5106, 6744.  
 Sieversia — Py. 6945.  
 Silene — Py. 6117, 6580, 6686,  
     6687, 6731.  
 Simaruba — Py. 4367.  
 Sisymbrium — Phy. 3498, 3499,  
     3500, 3501, 3502. — Py.  
     6282.  
 Smilax — Py. 4466, 5254, 5881,  
     6192, 6440, 6459, 6554, 6555,  
     6662.  
 Solanaceae — Py. 4791.  
 Solanum — Phy. 3433, 3434,  
     7685. — Py. 4323, 4324,  
     4367, 4562, 4563, 4703, 4784,  
     4876, 4924, 5287, 5463, 5747,  
     5948, 6233, 6475, 6568, 6951.  
 Solidago — Py. 5413, 5857, 5858,  
     5902, 5916, 6124, 6721. —  
     Di. 7204.  
 Sonchus — Phy. 3549. — Di.  
     7618.  
 Sophia — Phy. 3503.  
 Sophora — Py. 5570.  
 Sorbus — Py. 6011, 6342.  
 Sorghum — Py. 6378.  
 Sorocea — Py. 4500, 4695. —  
     Di. 7277.  
 Sparganium — Py. 6602.  
 Spatholobium — Py. 5540, 6091.  
 Specularia — Phy. 3439.  
 Spiraea — Phy. 3377. — Py.  
     5765, 6012, 6716. — Di.  
     7191, 7271, 7287.  
 Spondia — Py. 6915.  
 Stachys — Py. 6739.  
 Staphylea — Py. 5674, 6476.  
 Stellaria — Phy. 3443. — Py.  
     6688.  
 Stenochlaena — Py. 4737.  
 Stenotaphrus — Py. 4425.  
 Stephania — Py. 4958.  
 Sternbergia — Ust., App. 7671.  
 Sterculia — Py. 4287, 5899, 6785.  
 Stictina — Py. 6709.  
 Stigmatostalyx — Py. 4741.  
 Stigmaphyllum — Py. 6199.  
 Stipa — Py. 6033, 6162, 6163,  
     6547, 6548, 6722.  
 Straussia — Py. 4968.  
 Streblus — Py. 5689, 5696, 5697,  
     5698, 5702, 5710, 5728, 5808,  
     5826, 6038, 6973.  
 Strenia — Py. 4257.  
 Strichnus — Py. 4285, 5042.  
 Strombosia — Py. 5032.  
 Strophanthus — Py. 4352.  
 Stryphnodendron — Py. 5339.  
 Styra — Py. 4565, 4891, 5395,  
     6854.  
 Symphorema — Di. 7276.

- Symphoricarpus — Py. 4611, 5632. — Di. 7178, 7193, 7474.  
 Symphytum — Phy. 3372.  
 Symplocum — Py. 4878, 4879, 5363, 5372, 6280. — Di. 7422.  
 Synedrella — Py. 4993, 5859, 6452.  
 Syringa — Py. 4847.  
 Syzygium — Py. 4847.  
  
 Tabebuia — Py. 5600, 6110.  
 Tabernemontana — Py. 4349, 6364.  
 Taccarus — Py. 6101.  
 Talauma — Py. 4471, 6784.  
 Tamarindus — Py. 4463.  
 Tamarix — Py. 6572, 6977. — Di. 7399.  
 Tanacetum — Py. 6125.  
 Tapiria — Py. 4669.  
 Taxotrophis — Py. 4772.  
 Taxus — Py. 4383, 4638, 4658.  
 Tecoma — Py. 4368.  
 Teesdalea — Py. 3504.  
 Telosma — Py. 4363.  
 Teramnus — Py. 4464.  
 Terminalia — Py. 4718, 4980, 5700.  
 Tetrastigma — Py. 4533, 5025, 5952. — Di. 7395.  
 Tetrazygia — Py. 5884.  
 Teucrium — Py. 6175. — Di. 7403.  
 Thalictrum — Py. 6310, 6561, 6994.  
 Thea — Py. 4631, 4645, 5829, 6047, 6235, 6236, 6363. — Di. 7610.  
 Theobroma — Py. 5482, 5483, 5498, 5675, 5829, 5949, 5950, 5979, 6477, 6759.  
 Thesium — Py. 6739.  
 Thlapsi — Phy. 3505, 3506, 3507.  
 Thrinax — Py. 5140.  
  
 Thrinacia — Phy. 3373.  
 Thuja — Py. 5787, 6692. — Di. 7083, 7139, 7357, 7430.  
 Tibouchina — Py. 4265, 4272, 4667. — Di. 7270.  
 Tilia — Py. 5627, 5648, 5767, 5797, 5980, 6239, 6314, 6391, 6499, 6573. — Di. 7189, 7268, 7396, 7470.  
 Tiliaceae — Py. 5293, 5951.  
 Tinospora — Py. 5265.  
 Toddalia — Py. 4544.  
 Trachelospermum — Py. 4353.  
 Trema — Py. 4568.  
 Tremotylum — Di. 7486.  
 Trewia — Py. 5020.  
 Trichilia — Py. 4491, 4492. — Di. 7502.  
 Trichloris — Py. 5607.  
 Trichocladium — Py. 4430.  
 Trichoclines — Py. 5301.  
 Trichostigma — Py. 6786.  
 Tricycla — Py. 6654, 6974, 6985 — Di. 7440.  
 Trifolium — Phy. 3519. — Py. 5253, 6186, 6187, 6438.  
 Trigonella — Di. 7425.  
 Tristachya — Py. 5342.  
 Triticum — Py. 6164.  
 Triunfetta — Py. 4475, 4893.  
 Trochicarpus — Py. 6169.  
 Tromsdorfia — Py. 6783.  
 Tsuga — Py. 6025. — Di. 7063.  
 Turrea — Py. 5389.  
 Turritis — Phy. 3508.  
 Tylophora — Py. 4364.  
 Typha — Py. 6603.  
  
 Ulmus — Py. 5884, 5624, 6500, 6604, 6664, 6829. — Di. 7470.  
 Umbellularia — Py. 5824.  
 Uncaria — Py. 4534, 4535, 5017, 6414.  
 Unguadia — Py. 7692.  
 Urceola — Py. 4354.  
 Urophyllum — Py. 4864.

- Urostigma — Py. 6462. — Di. 7015.  
 Uvaria — Py. 4348, 5989.  
 Vaccinium — Py. 4236, 4779, 5073, 6139, 6276. — Di 7216, 7283, 7347, 7370.  
 Valeriana — Py. 5901. — Di. 7222, 7292.  
 Valerianella — Py. 6247.  
 Vangueria — Di. 7027.  
 Vanilla — Py. 5850.  
 Varronia — Py. 6447.  
 Vatica — Py. 4889.  
 Vavaea — Py. 4493.  
 Veratrum — Py. 6193, 6711.  
 Verbena — P. 6777.  
 Vernonia — Py. 4298, 5158.  
 Veronica — Py. 3539, 3540, 3541, 3542, 3543, 3544, 3545, 3546, 5796, 6231, 6313, 6393, 6817. — Di. 7433.  
 Viburnum — Py. 4373, 4660, 5080, 5758, 5759, 6615, 6683.  
 Vicia — Py. 3363, 3520, 3521, 6188.  
 Vigna — Phy. 3329. — Py. 5428, 6179.  
 Villaresia — Py. 4775.  
 Vinca — Py. 4355.  
 Viola — Py. 6249.  
 Viscum — Phy. 3399. — Py. 4469, 5745.  
 Vitex — Py. 4578, 4579.  
 Vitis — Py. 4618, 5741.  
 Voacanga — Py. 4633.  
 Voandzeia — Di. 7310.  
 Vochysia — Py. 5296.  
 Walsura — Py. 5065.  
 Washingtonia — Py. 6209.  
 Webera — Py. 4840.  
 Weigelia — Py. 5969.  
 Wistaria — Py. 5665.  
 Witania — Py. 6310.  
 Wormia — Py. 4601.  
 Wrightia — Py. 4356.  
 Xanthophyllum — Py. 5032.  
 Xylopia — Py. 5388.  
 Xylosma — Py. 4415, 4918, 5044, 5174, 5175.  
 Xymalos — Py. 4416.  
 Yucca — Py. 5418, 6194, 6302, 6592.  
 Zea — Phy. 3315, 3385, 3431, 3564, 3565, 3566, 3567, 3568. — Py. 5375, 5566, 5924, 6780. — Di. 7635.  
 Zerkowa — Py. 6244.  
 Zinzigiber — Py. 6250. — Di 7571, 7592. — Phy. 7680.  
 Zizyphus — Py. 4861, 5669.  
 Zuccagnia — Di. 7503.

# INDEX ALPHABETICUS GENERUM

(Synonyma sunt *cursive impressa*)

- Absidia** 9.  
**Acantharia** 1132.  
*Acanthomyces* 209.  
**Acanthostigma** 970.  
**Acanthostoma** 366.  
*Acanthostoma* Th. 238  
**Acerbia** 1058.  
**Acetabula** 1158.  
**Achlya** 25, 1331.  
**Achorella** 535, 548.  
**Aciculosporium** 701.  
**Acrospermum** 1128.  
**Actiniopsis** 421, 504.  
**Actinocymbe** 368, 389.  
**Actinodopsis** 406, 417.  
**Actinomyxa** 533.  
**Actinopelte** 530.  
**Adelopus** 368, 370.  
**Agostaea** 1321.  
*Agyrina* 1142.  
**Agyrium** 1142.  
**Aithaloderma** 368, 376.  
*Alboffia* 539.  
*Albugo* 33.  
**Aldona** 1257.  
**Aleurina** 1207.  
**Aiina** 236.  
**Allantonectria** 640.  
**Allescherina** 733.  
**Allomyces** 31.  
**Amazonia** 421, 504.  
**Amerodothis** 535, 539.  
**Amerostege** 1132.  
**Amorphomyces** 100.  
**Amphisphaeria** 938.  
**Amphoromorpha** 217.  
**Amphoropsis** 218.  
**Amylirosa** 1338.  
**Angatia** 539, 1137.  
**Anisochora** 536, 610.  
**Anisomixa** 33.  
**Anisomyces** 765.  
**Antenella** 367.  
*Antennularia* 368.  
**Antennulariella** 248.  
**Anthomyces** 1311.  
**Anthostoma** 743.  
**Anthostomella** 817.  
**Aphanomyces** 28.  
**Aphysa** 394, 400.  
**Apiocrea** 675.  
**Apiognomonina** 705.  
**Apioportha** 705, 751.  
**Apiospora** 536, 915, 612.  
**Apiosporella** 914.  
**Apiosporium** 238, 368.  
**Apiosporopsis** 794.  
**Apodachlya** 29.  
**Aporhytisma** 1259.  
**Arachnomyces** 228.  
*Argyria* Morg. 238.  
**Armatella** 405, 409.

- Ascobolus** 1221.  
**Ascocorticium** 1299.  
**Ascodesmis** 1167.  
**Ascophanus** 1218.  
**Ascopolyporus** 701.  
**Ascospora** 778.  
**Ascostratum** 1135.  
**Ascotricha** 210.  
**Asterella** 421, 440.  
**Asteridiella** 368, 421.  
*Asteridium* 421.  
**Asterina** 421, 435, 443.  
**Asterinella** 420, 436, 479.  
**Asterocalyx** 1243.  
*Asterocystis* 1331.  
**Asterodothis** 405, 411.  
**Asterolibertia** 476.  
**Asteromyxa** 420, 488.  
**Asteronia** 421, 442.  
*Asteropeltis* 421.  
**Asterostomella** 421.  
**Asterula** 421, 436.  
**Astrosphaeriella** 937.  
**Atichia** 369, 1299.  
**Auerswaldia** 535, 540.  
**Auerswaldiella** 534, 541.  
**Aulacostroma** 394, 402.  
**Aulographella** 420, 427.  
**Aulographium** 421, 437, 1113.  
**Autophagomyces** 212.
- Bagnisiella** 1134.  
**Bagnisiopsis** 389, 390, 535.  
**Bakeromyces** 816.  
**Balansia** 539, 696.  
**Balansina** 477.  
**Balladina** 368, 372.  
**Balladynella** 368, 374.  
**Balladynopsis** 368, 374, 479.  
**Barlaeina** 1168.  
**Basidiophora** 67.  
**Belonidium** 1213.  
**Beloniella** 1212.  
**Beloniopsis** 1216.  
**Belonium** 1211.  
**Belospora** 1182.  
**Benguetia** 1208.  
**Bertia** 917.
- Biatorella** 1276.  
**Bifusella** 1256.  
**Bionectria** 678.  
**Blakeslea** 6.  
**Blasdalea** 394.  
**Blastocladia** 30.  
**Blepharospora** 28.  
**Blitrydium** 1293.  
**Boerlagella** 1023.  
**Bolosphaera** 925.  
**Bordea** 106.  
**Borinquenia** 702.  
**Botryochora** 542.  
**Botryosphaeria** 810.  
**Boydia** 683.  
*Brachyasus* 1143.  
**Breefeldiella** 508.  
**Bremia** 62.  
**Bremiella** 63.  
**Bresadoella** 683.  
**Briardia** 1247.  
**Broomella** 685.  
**Bulgaria** 1240.  
**Bulgariastrum** 1241.  
**Butleria** 1134.  
**Byssonectria** 644.  
*Byssonectria* 640.
- Caenothyrium** 420, 450.  
**Calloria** 1241.  
**Calloriopsis** 1242.  
**Calomastia** 829.  
**Calonectria** 679.  
**Calopeziza** 1216.  
**Calosphaeria** 709.  
**Calospora** 768.  
**Calosporella** 706.  
**Calothyriella** 420, 436.  
**Calothyriolum** 436, 441.  
**Calothyrium** 420, 436, 439.  
**Calyptra** 368, 370.  
**Camarotella** 586, 620.  
**Camillea** 1091.  
**Cantharomyces** 95.  
**Cantharosphaeria** 923.  
*Capnites* 368, 385.  
**Capnodaria** 367.  
*Capnodiella* 366, 368.

- Capnodina 366.  
 Capnodinula 366, 370.  
 Capnodiopsis 366, 369.  
 Capnodium 366, 367, 383.  
 Capnophaeum 366, 381.  
 Castagnella 553.  
 Catacauma 536, 559, 609, 610, 620, 630.  
 Catacaumella 536, 561.  
 Catabotrys 535, 539.  
 Catharinia 1021.  
 Caudella 420, 138.  
 Causalis 1262.  
 Celidium 1297.  
 Cenangium 1226.  
 Cenangella 1231.  
 Cephalotheca 228.  
 Ceraiomyces 139, 153.  
 Ceratochaete 367, 370.  
 Ceratomyces 148.  
 Ceratosperma 223.  
 Ceratosphaeria 1075.  
 Ceratostomella 1069.  
 Cercosphaerella 849.  
 Ceriosporella 962.  
 Ceuthorcarpon 707, 1060.  
 Chalcosphaeria 706.  
 Chaetaspis 401, 419.  
*Chaetasterina* Bub. 368, 378.  
 Chaetoceratostoma 1070.  
 Chaetolentomita 1072.  
 Chaetomidium 240.  
 Chaetomium 839.  
 Chaetopeltopsis 512, 530.  
 Chaetoplaea 531.  
 Chaetopyrena 961.  
 Chaetosphaeria 1013.  
 Chaetostigmella 257.  
 Chaetothyrina 367, 370, 389.  
 Chaetothyrium 368, 378, 389, 421, 435.  
 Chantransiopsis 216.  
 Chevalieria 389, 391.  
 Cheylimenia 1172.  
 Chitonomyces 88.  
 Chorostate 748.  
 Chromocreopsis 1339.  
 Chromoventuria 899.  
 Chrysomyces 237.  
 Chytridium 20.  
 Ciboria 1181.  
 Circinella 6.  
 Cirrosia 497.  
 Cirrosiella 497.  
*Cistella* 1194.  
 Clathrospora 1039.  
 Claudopus 1322.  
 Cleistosphaeria 236, 238.  
*Cleistotheca* Zuck. 238.  
 Cleistothecopsis 1333.  
 Clematomyces 210.  
 Clintoniella 673.  
 Clithris 1270.  
 Clypeolaster 157.  
 Clypeolella 421, 489.  
 Clypeolina 420, 488.  
 Clypeolum 511, 1255.  
 Clypeosphaeria 1007.  
 Clypeostroma 537, 628.  
 Coccidophthora 1018.  
 Coccochora 536, 616.  
 Coccochorella 537, 613.  
 Coccodiella 534.  
 Coccodinium 368, 388.  
 Coccodiscus 531.  
 Coccodothella 531, 549.  
 Coccodothis 534, 549.  
 Coccoidella 531.  
 Cocomycella 1257.  
 Cocomyces 1256, 1267.  
 Cocomycetella 1258.  
 Cocconia 404.  
 Cocconiopsis 416.  
 Coccostroma 534, 539.  
 Cochlyomyces 211.  
 Coelosphaeria 775.  
 Coleroa 391, 398, 900.  
 Colletomanginia 650.  
 Colpoma 1260.  
 Comochlatis 1039.  
 Compsomyces 211.  
 Conida 1296.  
 Coniochaeta 826, 832.  
 Conomela 835.  
 Cookella 1142.  
 Cordyceps 699.  
 Coreomyces 150.  
 Coreomycetopsis 220.

- Corethromyces** 130.  
**Coronophora** 708.  
**Corynelia** 539, 1104.  
**Coscinopeltis** 394.  
**Criserosphaeria** 1060.  
**Crotone** 658, 635, 1131.  
**Cryptandromyces** 212.  
**Cryptobasidium** 1325.  
**Cryptoderis** 1075.  
**Cryptodiscus** 1248.  
**Cryptomyces** 1259.  
**Cryptomycina** 1257.  
**Cryptonectriopsis** 742.  
*Cryptopeltis* 421.  
*Cryptopus* 368, 371.  
**Cryptosphaeria** 732.  
**Cryptospora** 707, 774.  
**Cryptosporella** 705, 743, 1336.  
**Cryptosporina** 1131.  
**Cryptovalsa** 734.  
**Cubonia** 1220.  
**Cucujomyces** 213.  
**Cucurbitaria** 1055.  
**Cucurbitariella** 837.  
**Cudonia** 1157.  
**Cudoniella** 1156.  
**Cunninghamella** 13.  
**Curreya** 538, 637, 1131.  
**Curreyella** 1024.  
*Curreyella* 538.  
**Cyathicula** 1194.  
**Cyclodothis** 538, 633, 1131.  
**Cycloschizon** 404.  
**Cyclostomella** 404.  
**Cyclotheca** 404, 408.  
**Cyphella** 1324.  
**Cystopus** 33.  
**Cyttaria** 1154.  
  
**Daldinia** 1086.  
**Darwiniella** 538.  
**Dasypezis** 1206.  
**Dasyphthora** 651.  
**Dasyscypha** 1203.  
**Dasysphaeria** 1022.  
**Davinciella** 1214.  
**Debaryomyces** 1310.  
**Delitschia** 947.  
  
**Dermatea** 1225.  
**Dermatodothis** 536, 625.  
**Desmotascus** 795.  
**Dexteria** 703.  
**Dialhypocrea** 673.  
**Diandromyces** 85.  
**Diaporthe** 706, 751.  
**Diaporthopsis** 705.  
**Diatrype** 736.  
**Diatrypella** 741.  
**Dicarpella** 743.  
**Dichlaena** 228.  
**Dichomyces** 87.  
**Dichosporium** 539.  
**Discostroma** 538.  
**Dictyochora** 537, 628, 629.  
**Dictyochorella** 537, 629.  
**Dictyodothis** 535, 552.  
**Dictyopeltis** 511, 513.  
**Dictyothyriella** 511, 523.  
**Dictyothyriina** 511, 512.  
**Dictyothyrium** 511, 512.  
**Didymella** 901, 1334.  
**Didymellina** 911.  
**Didymosphaeria** 539, 927.  
**Dielsiella** 404.  
**Dimeriella** 237, 247.  
**Dimerina** 237, 245.  
**Dimerinopsis** 917.  
**Dimeriopsis** 260.  
**Dimerium** 237, 253.  
**Dimeromyces** 68.  
**Dimerosporiella** 230.  
*Dimerosporiella* 369.  
**Dimerosporina** 367, 369.  
**Dimerosporium** 237, 242, 421, 478.  
**Dimorphomyces** 72.  
**Diocomyces** 101.  
**Dioranotropis** 1321.  
*Dipirgis* 1294.  
**Diplocarpon** 911.  
*Diplochora* 632.  
**Diplochorella** 537, 632, 634, 1131.  
*Diplocryptis* 1248.  
**Diplocystis** 1326.  
**Diplonaevia** 1248.  
*Diplothecca* 538.  
**Discocera** 1275.

- Discochora** 638.  
**Discodothis** 535.  
**Discomycella** 1144.  
**Discosphaerina** 793.  
*Discostroma* 1024.  
**Dissophora** 12.  
**Ditopella** 706, 807.  
*Ditylis* 1294.  
*Dothiotypeolum* 617.  
**Dothidasteroma** 405, 411.  
**Dothidasterostomella** 405, 411.  
**Dothidea** 547.  
**Dothidella** 535, 545.  
**Dothideopsella** 552.  
**Dothideovalsa** 535.  
**Dothidina** 535, 541.  
**Dothidothia** 636.  
**Dothithyrella** 503.  
**Duplicaria** 1255.  
**Durandia** 1234.  
*Dysrhynchis* 368.
- Echidnodella** 421, 498.  
**Echidnodes** 421, 498.  
**Ecteinomyces** 140.  
**Ellisiodothis** 406.  
**Elmerococcum** 534, 550.  
**Elsinoë** 1140.  
**Embolus** 1294.  
**Empusa** 13.  
**Enchnosphaeria** 974.  
**Endodothella** 537, 613.  
**Endogone** 1319.  
**Endogonella** 1320.  
**Endomyces** 1304.  
**Endosporella** 219.  
**Endothia** 706, 760.  
**Englerodothis** 534, 549.  
**Englerula** 229, 230.  
**Englerulaster** 421, 490.  
**Enterobryus** 33.  
**Entomocosma** 220.  
**Entomophthora** 13.  
**Entopeltis** 393, 394, 1125.  
**Epibothrys** 538, 637, 1131.  
**Epichloë** 696.  
**Epicymatia** 897.
- Epilichen* 1278.  
*Epipectria* 657.  
*Epipeltis* 511.  
**Epiphyma** 239.  
**Epipolaeum** 1132.  
**Eremotheca** 512, 328.  
**Eremothecella** 512, 529.  
**Erikssonia** 818.  
**Erinella** 1217.  
**Eriosphaeria** 921.  
**Erostella** 709.  
**Euantennaria** 223, 363.  
*Eucyphelis* 1294.  
**Eudimeriolum** 237, 246.  
**Eudimeromyces** 72.  
**Eukarschia** 1278.  
**Eu-Leptosphaeria** 979.  
**Eumisgomyces** 114.  
**Eumonoicomyces** 94.  
**Eupropolis** 1248.  
**Eurotium** 226.  
**Euryachora** 536, 1334.  
**Eurytheca** 538, 1135.  
**Euthrypton** 229.  
**Eutypa** 725, 1336.  
**Eutypella** 716, 1336.  
**Euventuria** 897.  
**Euzodiomyces** 151.  
**Exarmidium** 536, 624.  
**Exoascus** 1300.  
**Exobasidium** 1325.
- Fabraea** 1263.  
**Fenestella** 773.  
**Ferrarisia** Sacc. 238, 241, 420.  
**Fracchiea** 777.
- Galactinia** 1161.  
**Genea** 1147.  
**Geopyxis** 1159.  
**Geopora** 1149.  
**Geoglossum** 1157.  
**Gibbera** 923.  
**Gibberella** 685.  
**Gibberidea** 1017.  
**Gibellia** 539.  
**Gilletiella** 406, 117.  
**Glaziella** 647.

- Gloeopeziza** 1238.  
**Glomerella** 793.  
**Gloniella** 1113.  
**Gloniopsis** 111.  
**Glonium** 1112.  
**Gnomonia** 706, 1072.  
**Gnomoniella** 705, 1069.  
**Gnomonina** 706.  
**Gnomoniopsis** 706.  
**Godronia** 1223.  
**Griggsia** 639.  
**Griphosphaeria** 1024.  
**Griphosphaerioma** 924.  
**Graphyllum** 1122, 1260.  
**Guignardia** 778.  
**Guttularia** 240.  
**Gymnoascus** 1145.  
**Gymnomyces** 1328.  
  
*Habrostictis* 1245.  
**Haematomyces** 1239.  
**Haematomyxa** 1243.  
**Halbania** 420.  
**Halbaniella** 421, 502.  
**Halbanina** 476.  
**Halstedia** 554.  
**Hansenia** 1306.  
**Hanseniospora** 1306.  
**Hansenula** 1311.  
**Haplocybe** 1157.  
**Haplodothis** 537, 1131.  
**Haplopeltis** 511, 525.  
**Haplophyse** 1120, 1256.  
**Haplosporangium** 11.  
**Haplotheciella** 634.  
**Haplothecium** 537, 631, 1131.  
**Haplostroma** 745.  
**Haraea** 237, 260.  
**Hariotula** 487.  
**Helodiomyces** 116.  
**Helotiella** 1209.  
**Helotium** 1182.  
**Helvella** 1155.  
**Henningsomyces** 366, 368.  
**Henriquesia** 1112.  
**Herpomyces** 99.  
**Herpotrichia** 977.  
**Herpotrichiella** 973.  
  
**Herpothrix** 1019.  
*Heterochlamis* 406.  
*Heterodothis* 539.  
**Hexagonia** 1323.  
*Holocyphis* 1924.  
**Holstiella** 767.  
**Homostegia** 537, 626.  
**Hormopeltis** 531.  
**Hormosphaeria** 1300.  
**Humaria** 1162.  
**Hyalocurreya** 538, 637, 1131.  
**Hyaloderma** 230, 232.  
**Hyalodermella** 223.  
**Hyalodothis** 538.  
*Hyalaevea* 680.  
**Hyalosphaera** 702.  
**Hyalasterina** 435.  
**Hyalotheles** 230.  
**Hyaloxylon** 726.  
**Hydnangium** 1328.  
**Hydnocystis** 1148.  
**Hydnotria** 1150.  
**Hydnotriopsis** 1150.  
**Hydraeomyces** 91.  
**Hydrophilomyces** 145.  
**Hymenobolus** 1231, 1258.  
**Hymenogaster** 1327.  
**Hypocapnodium** 366, 376.  
**Hypochnus** 1324.  
**Hypocrea** 667.  
**Hypocrella** 692.  
**Hypocreopsis** 695.  
**Hypocreopsis** 674.  
**Hypoderma** 1123, 1256.  
**Hypodermella** 1257.  
**Hypodermellina** 1256.  
**Hypodermopsis** 1260.  
**Hypomyces** 674.  
**Hyponectria** 643.  
**Hypoplegma** 252.  
**Hypospila** 705, 1076.  
**Hypostegium** 807.  
**Hypoxylina** 650.  
**Hypoxylon** 1079.  
*Hypoxylonopsis* 538.  
**Hysterangium** 1326.  
**Hysterium** 1117.  
**Hysterographium** 1120.

- Hysteropatella** 1119.  
**Hysterostomella** 405, 409.  
**Hysterostomina** 405, 410.  
**Hysterostroma** 405, 412.  
**Hysteropsis** 1258.  
  
**Ijuhya** 666.  
**Ilyomyces** 107.  
**Ilytheomyces** 125.  
**Inocyclus** 404, 416.  
**Irene** 623.  
**Isomunkia** 394, 395.  
  
**Jaraia** 32.  
**Julella** 1054.  
  
**Kalmusia** 770.  
**Karschia** 1278.  
**Karschiella** 1278.  
**Keithia** 1263.  
**Keisslerina** 1265.  
**Kretzschmaria** 1084.  
**Kriegeriella** 432.  
**Kusanobotrys** 368, 421.  
  
**Laboulbenia** 152.  
**Laboulbeniopsis** 153, 220.  
**Lachmia** 1291.  
**Lachnaster** 1202.  
**Lachnea** 1172.  
**Lachnella** 1200.  
**Lachnum** 1201,  
**Lagerheima** 1276.  
**Lambertella** 1207.  
**Lamprospora** 1169.  
**Lanomyces** 365.  
**Lasiobolus** 1220.  
**Lasiobotrys** 236, 252.  
**Lasiosphaeria** 974.  
**Lasiosphaeris** 1018.  
**Lasiosordaria** 847.  
**Lasiosordariella** 815.  
**Lasiosordariopsis** 838.  
**Lasiostemma** 248.  
**Lauterbachiella** 405.  
**Lecanidion** 1287.  
**Leciographa** 1290.  
**Lembosia** 421, 491.  
  
**Lembosiella** 121.  
**Lembosina** 120, 429.  
**Lembosiodothis** 405, 411.  
**Lembosiopsis** 421, 440.  
**Lentomita** 1071.  
**Leotia** 1234.  
**Leptascospora** 223.  
**Leptocrea** 615.  
**Leptodothiora** 1265.  
**Leptodothis** 406, 409.  
**Leptomassaria** 826.  
**Leptopeltella** 1115, 1255.  
**Leptopeltis** 393, 394, 1255.  
**Leptophyma** 1141.  
**Leptosillia** 815.  
**Leptosphaerella** 994.  
**Leptosphaeria** 979.  
**Leptosporella** 1067.  
**Letendrea** 677.  
**Leucopezis** 1198.  
**Leucostoma** 707.  
**Leveilleina** 535, 549  
**Leveillella** 534, 519  
**Leveillula** 226.  
**Licopolia** 538  
**Limacinia** 367, 368, 382.  
**Limacinula** 367, 368, 387  
*Limacinula* 385.  
**Linhartia** 1211.  
**Linobolus** 1060.  
**Linocarpon** 1078.  
**Linospora** 1061.  
**Linotexis** 230, 235  
**Lisea** 676.  
**Lizonia** 368.  
**Lizoniella** 369.  
**Lopadostoma** 746.  
**Lophidiopsis** 1337.  
**Lophiodermellina** 1257.  
**Lophionema** 1111.  
**Lophiostoma** 1108.  
**Lophiotrema** 1106.  
**Lophium** 1128.  
**Lophodermella** 1112.  
**Lophodermina** 1256.  
**Lophodermium** 1124, 1258.  
**Loranthomyces** 507, 539.  
**Lulworthia** 1059.

- Macroderma** 1257.  
**Macrodiaporthe** 747.  
*Mairella* Syd. 238.  
*Malmeomyces* 389.  
**Mamiania** 705, 1070.  
**Mamianiella** 705.  
**Manilaea** 1213.  
**Marchalia** 406.  
**Massalongella** 775.  
**Massaria** 1005.  
**Massarina** 962.  
**Massarinula** 912.  
**Maublancia** 487.  
**Maurodothella** 497.  
*Maurodothis* 404.  
**Mazzantia** 539, 705.  
**Medusomyces** 1314.  
**Megalonectria** 689.  
**Melanconiella** 762.  
**Melanconis** 746.  
**Melanoclamys** 394, 401.  
**Melanomma** 1008, 1335.  
**Melanomyces** 918.  
**Melanoplaca** 406, 414.  
**Melanopsamma** 919.  
**Melanopsamella** 922.  
**Melanopsammopsis** 919.  
**Melanospora** 647.  
**Melaspilea** 1282.  
**Meliola** 237, 263, 421.  
**Meliolina** 237, 360.  
**Meliolinopsis** 362.  
**Meliolopsis** 237.  
**Melittosporiella** 1251.  
**Melogramma** 1015.  
**Melomastia** 969.  
**Mendogia** 404, 418.  
**Menezesia** 1321.  
**Meringosphaeria** 1068.  
**Merismatium** 1040.  
*Merodontis* 1214.  
*Merostictis* 1249.  
**Merrilliopectis** 538, 1116.  
**Metacapnodium** 367.  
**Metameris** 535, 551.  
**Metasphaeria** 951.  
**Microascus** 838.  
*Microascus* 1143.  
**Microcyclella** 354, 544.  
**Microcyclus** 534, 544.  
**Microdiscus** 1143.  
**Microdothella** 638.  
**Microglossum** 1156.  
**Micromastia** 237.  
**Micronectria** 691.  
**Micropeltella** 511, 519.  
**Micropeltis** 511, 513.  
**Microphima** 1138.  
*Microphiodothis* 629.  
**Microscypha** 1206.  
**Microthyriella** 511, 526, 1255.  
**Microthyriolum** 435, 441.  
**Microthyrium** 435.  
**Mimeomyces** 95.  
**Misgomyces** 144, 153.  
**Mitochytridium** 20.  
*Mjyakeamyces* 681.  
**Molleriella** 1139.  
**Mollisia** 1191.  
**Mollisiopsis** 1194.  
**Monascostroma** 1131.  
**Monascus** 1319.  
**Monographos** 539.  
**Monoicomyces** 92.  
**Monopus** 538, 634.  
**Monorhiza** 404, 415.  
**Monorhizina** 404, 415.  
*Monospora* 1315.  
**Monosporella** 1315.  
**Montagnella** 538, 636, 637, 638, 1131.  
**Montagnellina** 537, 631, 1131.  
*Montagnina* 539.  
**Morchella** 1154.  
**Morenoella** 421, 498.  
**Morenoina** 420, 430, 502.  
**Mortierella** 12.  
**Moutoniella** 1258.  
**Mucor** 1.  
**Mulleriella** 816.  
**Munkiella** 394, 395.  
**Munkiodothis** 535, 609.  
**Mycobacidia** 1292.  
**Mycoderma** 1310.  
*Mycogala* Rost. 237.  
**Mycolangloisia** 507.  
**Mycosphaerella** 849-850, etc., 892.

- Mycrobilimbia** 1288.  
**Mycrothyrium** 420, 423.  
**Mycrotyle** 367, 370.  
**Myelosperma** 815.  
**Myiocoprella** 532.  
**Myiocopron** 420, 421.  
**Myriangium** 538, 1136.  
**Myriapodophila** 218.  
**Myridium** 1238.  
**Myriella** 1238.  
**Myrmaecium** 759.  
*Mycasterina* 421.  
**Myxodiscus** 539.  
**Myxomyriangium** 1138.  
**Myxophacidiella** 1260.  
**Myxophacidium** 1260.  
*Myxothecium* 237.
- Nadsonia** 1311.  
**Naetrocymbe** 388, 389.  
**Naevia** 1245, 1258.  
*Naeviella* 1248.  
**Nectaromyces** 1311.  
**Nectria** 651.  
**Nectriella** 610-641.  
**Nectriopsis** 676.  
**Nemacyclus** 1253.  
**Nematospora** 1311.  
**Nematostigma** 973.  
**Nematostoma** 972.  
**Nematothecium** 390, 392.  
**Neohenningsia** 665.  
**Neohoehnelia** 368, 375.  
**Neokeissleria** 747.  
**Neonectria** 665.  
**Neopeckia** 943.  
*Neorehmia* v. Höhn. 238.  
**Neotrotteria** 777.  
**Neoventuria** 1005.  
**Nesolechia** 1273.  
**Niesslella** 533.  
**Niptera** 1209.  
**Nitschkea** 775.  
**Nostocotheca** 230.  
**Nothodiscus** 1261.  
**Nummularia** 1086.  
**Nycteromyces** 85.  
**Nymanomyces** 1257.
- Ocellaria** 1244.  
**Odontia** 1323.  
**Odontoschizon** 1272.  
**Odontotrema** 1251, 1259.  
**Odontura** 1251.  
**Ohleria** 1013.  
**Oligostroma** 537, 615.  
**Olpidiaster** 1331.  
**Olpidiopsis** 16.  
**Olpidium** 15.  
**Ombrophila** 1235.  
**Omphalospora** 536, 609.  
**Onygena** 1145.  
**Oomyces** 691.  
**Opasterinella** 436, 487.  
**Opeasterina** 435.  
**Opethyrium** 435.  
**Ophiobolus** 1062.  
**Ophiocapnodium** 366, 388.  
**Ophiocarpella** 538, 638, 1131.  
**Ophiochaeta** 1077.  
**Ophiodothella** 537, 629.  
**Ophiodothis** 698.  
*Ophiodothis* 539.  
**Ophiognomonina** 707.  
**Ophiomeliola** 238, 263, 366.  
**Ophionectria** 689.  
**Ophiopeltis** 421.  
**Ophiotextis** 230, 235.  
**Orbicula** 237.  
**Orbilina** 1238.  
**Orcadia** 678.  
**Otidea** 1161.  
**Otthia** 946.  
**Otthiella** 922.  
**Oxydothis** 538, 915.
- Pachypatella** 1278.<sub>4</sub>  
**Pachyrhytisma** 1259.  
**Palawania** 406, 414.  
**Pampolysporium** 236.  
**Paracapnodium** 366, 367.  
**Parahydraeomyces** 91.  
**Paranectria** 684.  
**Paranthostomella** 825.  
**Parapeltella** 503.  
**Parasterina** 421, 178.  
**Parenglerula** 230, 235.

- Parmularia* 404.  
**Parmulariella** 404.  
**Parmulina** 403, 415.  
**Parodiella** 238, 250.  
**Parodiellina** 389.  
**Parodiopsis** 237, 390, 391.  
**Paropsis** 223.  
**Patellaria** 1286.  
**Patellea** 1277.  
**Patellonectria** 1339.  
**Patinella** 1272.  
**Patouillardina** 505.  
**Paurocotylis** 1320.  
**Peltella** 420, 423.  
**Pemphidium** 421.  
**Pericystis** 10, 1331.  
**Perischizon** 534, 548.  
*Perisporiella* P. Henn. 238.  
**Perisporina** 237, 263, 390.  
**Perisporiopsis** 261, 366, 369, 375.  
**Perisporium** 261.  
*Peristomialis* 1194.  
**Peristomium** 229.  
**Peroneutypa** 707, 728.  
**Peroneutypella** 730.  
**Peronoplasmopora** 63, 1333.  
**Peronospora** 38.  
**Perrotiella** 1209.  
**Peyerimhoffiella** 208.  
**Peyritsiella** 87.  
**Pezicula** 1194.  
**Peziza** 1160.  
**Pezizella** 1186.  
**Pezizellaster** 1190.  
*Pezoloma* 1194.  
**Phacidiella** 1261.  
**Phacidina** 1255.  
**Phacidiostroma** 1259.  
**Phacidium** 1258, 1260.  
**Phacopsis** 1294.  
**Phaeangella** 1232.  
**Phaeangium** 1230.  
**Phaeochora** 536, 609.  
**Phaeochorella** 536, 609.  
**Phaeodothiopsis** 617.  
**Phaeocryptopus** 259.  
**Phaeodiaporthe** 768.  
**Phaeodimeriella** 237, 257.  
*Phaeodimeriella* 237.  
**Phaeodothiopsis** 536.  
**Phaeodothis** 537, 618.  
*Phaeopeltis* 368, 385.  
**Phaeopezia** 1206.  
**Phaeophacidium** 1258, 1263.  
**Phaeosaccardinula** 385, 389, 421.  
**Phaeoschiffnerula** 230, 233.  
**Phaeoscutella** 530.  
**Phaeosperma** 765.  
**Phaeospora** 1003.  
*Phaeosphaeria* 994, 995.  
**Phaeotrabiella** 535, 609.  
**Phaeotrype** 849.  
**Phaeosphaerella** 925.  
**Phaneroascus** 1146.  
**Phaneroascus** 1132.  
**Pharcidia** 893.  
**Phialea** 1184.  
**Philocopra** 847.  
**Philonectria** 1016.  
**Phoma** 707.  
**Phomatospora** 794.  
**Phragmocarpnias** 368, 385.  
**Phragmocarpella** 537, 621.  
**Phragmocauma** 536, 620.  
**Phragmodothella** 535, 551.  
**Phragmodothis** 535, 551.  
**Phragmonaevia** 1249.  
**Phragmosperma** 1131.  
**Phragmothyriella** 512, 528, 1255.  
**Phragmothyrium** 420, 430.  
**Phycomyces** 9.  
**Phylacia** 1085.  
**Phyllachora** 537, 565, 621, 628, 1333.  
**Phyllachorella** 537, 607.  
**Phymatodiscus** 1139.  
**Physalospora** 795, 1334.  
**Physalosporina** 645.  
**Physoderma** 20.  
**Phytophthora** 34, 1332.  
**Pichia** 1312.  
**Piersonia** 1151.  
**Pilgeriella** 366, 539.  
**Piline** 236.  
**Pilobolus** 11.  
**Pilocratera** 1172.  
**Piptostoma** 421.

- Pirottea** 1200.  
**Pithyella** 1168.  
**Placoasterella** 405, 412.  
**Placostroma** 536, 610.  
**Placuntium** 1259.  
**Plagiostoma** 706.  
**Plagiostomella** 705, 914.  
**Plasmopara** 64.  
**Platystomum** 1110.  
**Plectodiscella** 1140.  
**Pleio stomella** 406, 418.  
**Plenophysa** 1320.  
**Pleodothis** 538, 543.  
**Pleoglonis** 1113.  
**Pleomassaria** 1045.  
*Pleomeliola* Sacc. 238.  
**Pleomerium** 223.  
**Pleonectria** 688.  
**Pleophragmia** 1055.  
**Pleoscutula** 1285.  
**Pleosphaeria** 1052.  
**Pleosphaerulina** 1019.  
**Pleospora** 1024.  
**Pleostictis** 1260.  
**Pleotrachelus** 14.  
**Pleuroceras** 706.  
**Plochmopeltis** 512, 529.  
**Plowrightia** 542.  
*Plowrightia* 545.  
**Plowrightiella** 538, 543.  
**Pocosphaeria** 1003.  
**Podaleuris** 1208.  
**Podobelonium** 1215.  
**Podocapsium** 1146.  
**Podocrea** 673.  
**Podosphaera** 223.  
**Polhysterium** 1122.  
*Polychaeton* 383.  
**Polyclypeolum** 512, 527, 1255.  
**Polycyclina** 404, 408.  
**Polycyclus** 404, 416.  
**Polyporus** 1322.  
**Polyrhizon** 405, 412.  
**Polystictus** 1322.  
*Polysporidium* 236.  
**Polystomella** 405, 407.  
**Poronia** 1094.  
**Porostigme** 948.  
**Prillieuxina** 486.  
**Propolidium** 1248.  
**Propoliopsis** 1250.  
**Propolis** 1241.  
**Protascus** 15.  
*Protascus* 15.  
**Protomyces** 1315.  
**Protomycopsis** 1317.  
**Protothyrium** 427.  
**Protoventuria** 938.  
**Pselaphidomyces** 208.  
**Pseudohelotium** 1191.  
**Pseudolembosia** 394, 403.  
**Pseudolizonia** 368.  
**Pseudomeliola** 366, 388.  
**Pseudonectria** 640.  
**Pseudoparodia** 1144.  
*Pseudoperonospora* 63.  
**Pseudopeziza** 1262.  
**Pseudophacidium** 1198, 1256, 1272.  
**Pseudophyllachora** 1004.  
**Pseudoplea** 1131.  
**Pseudopleospora** 1132.  
**Pseudosaccharomyces** 1307.  
**Pseudosphaerella** 537, 631, 1131.  
**Pseudothis** 766.  
**Pseudotrochyla** 1257.  
**Pseudovalsa** 1016.  
**Puccinia** 1329.  
*Puiggariella* 421.  
**Puiggarina** 608.  
**Puttemansiella** 838.  
**Pycnocarpon** 508, 509.  
**Pycnoderma** 420, 433.  
**Pycnopeltis** 420, 431.  
**Pyreniella** 807, 1131.  
**Pyrenobotrys** 538, 635.  
**Pyrenopeziza** 1195.  
**Pyrenopezizopsis** 1198.  
**Pyrenophora** 1041.  
**Pyrenopolyporus** 1092.  
**Pyronema** 1162.  
**Pythiogeton** 1332.  
**Pythiopsis** 23.  
**Pythium** 28, 1331.  
**Quaternaria** 710.  
**Questieria** 478.

- Ramosiella* 1143.  
*Ramularisphaerella* 849.  
*Ravenelula* 1282.  
*Rehmiella* 706, 1074.  
*Rehmiodothis* 536, 610.  
*Rabdostroma* 913.  
*Rachomyces* 209.  
*Rhagadolobium* 405, 1264.  
*Rhamphoria* 1077.  
*Rheosporangium* 31.  
*Rhipidonema* 1325.  
*Rhipidium* 29.  
*Rhipidocarpon* 404, 415.  
*Rhizina* 1159.  
*Rhizogene* 365.  
*Rhizomyces* 136.  
*Rhizophidium* 49.  
*Rhizopus* 7.  
*Rhizotexis* 230, 235.  
*Rhopographella* 622.  
*Rhopographina* 536, 625.  
*Rhopographus* 536, 625.  
*Rhymbocarpus* 1276.  
*Rhynchomelas* 650.  
*Rhynchomeliola* 366.  
*Rhynchosphaeria* 1077.  
*Rhynchostoma* 1074.  
*Rhytisma* 1256, 1265.  
*Rickia* 74.  
*Rizalia* 237, 364.  
*Rosellinia* 826.  
*Rosenscheldia* 538, 638.  
*Rosenscheldiella* 538, 634.  
*Rostronitschkea* 776.  
*Roumegueria* 539.  
*Roussocella* 539.  
  
*Saccardinula* 421, 532.  
*Saccardoella* 963.  
*Saccardomyces* 238.  
*Saccharomyces* 1304.  
*Saccobolus* 1223.  
*Saprolegnia* 23, 1331.  
*Sarcosoma* 1234.  
*Sarcoscypha* 1172.  
*Sarcoxydon* 1085.  
*Scaphidiomyces* 210.  
  
*Scelophoromyces* 215.  
*Schenckiaella* P. Henn. 238.  
*Schiffnerula* 230.  
*Schizochora* 536, 565.  
*Schizostoma* 1106.  
*Schizothyrioma* 1112, 1256.  
*Schizothyrium* 511, 527, 1255.  
*Schizoxylon* 1253.  
*Scirrhiachora* 1131.  
*Scleroderris* 1233.  
*Scleroplella* 1131.  
*Sclerospora* 65.  
*Sclerotinia* 1177.  
*Schneepia* 404.  
*Scutula* 1284.  
*Schweinitziella* 534.  
*Scirrha* 536, 611.  
*Scirrhiachora* 538, 634.  
*Scirrhiella* 538.  
*Scirrholdothia* 536, 611.  
*Scirrhophragma* 536, 621.  
*Scolecodothis* 536, 630.  
*Scolecopeltis* 511, 524.  
*Scolionema* 405, 411.  
*Scoptria* 707.  
*Scorias* 367, 376.  
*Scutellum* 420, 431.  
*Seyphostroma* Starb. 238.  
*Secotium* 1326.  
*Septobasidium* 1325.  
*Septochora* 638.  
*Septomazzantia* 665.  
*Septorisphaerella* 849.  
*Setella* 368, 384.  
*Seuratia* 369.  
*Seynesia* 420, 427, 435.  
*Seynesiella* 502.  
*Seynesiola* 435.  
*Sillia* 774.  
*Sintexis* 230, 234.  
*Sordaria* 844.  
*Sorica* 368.  
*Sorolpidium* 17.  
*Sphaeranthostoma* 741.  
*Sphaerella* 849, 1334.  
*Sphaeria* 1068.  
*Sphaeroderma* 650.  
*Sphaerodes* 650.

- Sphaerodothis** 537.  
**Sphaerognomonia** 705.  
**Sphaeropezia** 1259.  
**Sphaerosoma** 1159.  
**Sphaerostilbe** 666.  
**Sphaerotheca** 1333.  
**Sphaerulina** 948.  
**Sphaleromyces** 138.  
**Spilopezis** 1199.  
**Sporomega** 1260.  
**Sporormia** 1015.  
**Spragneola** 1156.  
**Stalagmites** 538, 636.  
**Starbaeckiiella** 1018.  
**Stegasphaeria** 937.  
**Stegastroma** 936.  
**Stephanomyces** 128.  
**Stephanotheca** 120, 432.  
**Stereocrea** 681.  
*Stereolachnea* 1477.  
**Stevensea** 261.  
**Stevensiella** 808.  
**Stichomyces** 136.  
**Stictis** 1251.  
**Stigeosporium** 38.  
**Stigmatea** 393, 595.  
**Stigmatodothis** 393, 400.  
**Stigmatomyces** 108.  
**Stigmochora** 537, 612.  
**Stomatogene** 256.  
**Stomiopeltella** 512, 529.  
**Stomiopeltis** 512, 529.  
**Sydowia** 961.  
**Symphaeophyma** 616.  
**Synandromyces** 107.  
**Synaptomyces** 149.  
**Syncarpeila** 538, 639.  
**Synchytrium** 17.  
**Sympeltis** 406, 409.  
**Symphaster** 420, 490.  
**Systemma** 535, 548.  
  
**Tapesia** 1199.  
**Taphrina** 1301, 1340.  
**Tassiella** 830, 831.  
**Teichospora** 1047.  
**Teichosporella** 1022.  
**Telephora** 1324.  
  
**Telimena** 537, 623.  
**Tephrosticta** 1023.  
*Tephrosticta* 368, 385.  
**Teratomyces** 127.  
**Teratonema** 237, 241.  
**Teratosphaeria** 538, 635.  
**Tetrandromyces** 101.  
**Tettigomyces** 86.  
**Thallochaete** 121, 188.  
**Thamnomyces** 1103.  
**Thaxteriola** 219.  
**Theissenia** 1092.  
**Theissenula** 230, 234.  
**Thelebolus** 1248.  
**Therrya** 1260.  
**Thrauste** 230, 231.  
**Thripomyces** 151.  
**Thyridaria** 768.  
**Thyridium** 771.  
**Thyriopsis** 536, 617, 1255.  
**Titanella** 1046.  
*Torrendiella* 1205.  
**Torrubiella** 691.  
**Torulopsis** 1301.  
**Trabutia** 535, 554, 609, 610, 616, 1321.  
**Trabutiella** 535, 559, 609.  
**Trailia** 690.  
**Trematosphaeria** 1011.  
**Trenomyces** 128.  
**Treubiomycetes** 368, 389.  
**Trichaleurina** 1207.  
**Trichasterina** 477.  
**Trichaleuris** 1207.  
**Trichobelonium** 1215.  
**Trichochora** 535, 553.  
**Trichodothis** 531, 548.  
**Trichomerium** 223.  
**Trichonectria** 690.  
**Trichopeltella** 508.  
**Trichopeltina** 508.  
**Trichopeltis** 508.  
**Trichopeltopsis** 421.  
**Trichopeltula** 508.  
**Trichospermella** 361.  
**Trichosphaerella** 810.  
**Trichosphaeria** 808.  
**Trichothecium** 927.  
**Trichothyriella** 507.

- Trichothyriopsis** 507.  
**Trichothyrium** 421, 506.  
**Trochila** 1262.  
**Tromera** 1276.  
**Tryblidaria** 1293.  
**Tryblidiella** 1118.  
**Tryblidis** 1113.  
**Tuber** 1151.  
**Tympanis** 1230.  
**Typhula** 1324  
**Typhulochaeta** 226.  
**Tyridiomyces** 1304.  
  
**Uleodothella** 545.  
**Uleodothis** 535, 544.  
**Uleomyces** 1137.  
*Uleopeltis* 404, 418.  
**Uncinula** 223.  
**Unguicularia** 1202.  
**Urophyctis** 22.  
**Uropolystigma** 641.  
**Urnula** 1224.  
**Ustulina** 1093, 1335.  
  
**Valsa** 707, 710.  
**Valsaria** 538, 762.  
**Valsella** 707, 716.  
**Valseutypella** 721.  
**Valsonectria** 667.  
**Venturia** 421, 897.  
*Venturiella* 1005.  
**Verpa** 1155.  
**Vialaea** 706.  
**Vittadinula** 650.  
  
**Vizella** 393, 402, 1021, 1256.  
  
**Wageria** 259.  
**Wallrothiella** 808.  
**Wardina** 476.  
*Willia* 1311.  
**Winteria** 969.  
**Winterina** 706, 969.  
**Winteromyces** 237, 250.  
**Wolkia** 15.  
**Woroninella** 17.  
  
**Xenosphaeria** 1001.  
**Xylaria** 1095.  
**Xylobotryum** 1294.  
*Xyloglyphis* 1250.  
**Xylogramma** 1250.  
**Xyloma** 1257.  
**Xylopezia** 1260.  
**Xystozukalia** 382, 389.  
  
**Jatesula** 421, 505.  
**Joshinagella** 534, 550.  
  
**Zeugandromyces** 130.  
**Zignoella** 965.  
**Zimmermaniella** 535.  
**Zoophagus** 32.  
**Zopfia** 250.  
**Zukalia** 368, 379, 389.  
*Zukalia* 378.  
**Zygorrhynchus** 10.  
**Zygosaccharomyces** 1313.  
**Zukaliopsis** 367, 369, 1138.

# INDEX ALPHABETICUS

## specierum in volumine XXIV descriptarum

additis synonymis (*cursive impressis*)

- abbreviatus (*Cantharomyces*) 97.  
Abchaziae (*Cenangium*) 1229.  
abellinensis (*Cephalotheca*) 228.  
abellinensis (*Protomyces*) 1337.  
aberrans (*Apiospora*) 915.  
*aberrans* (*Apiospora*) 915.  
aberrans (*Teichospora*) 1051.  
abietinum (*Phaeophaacidium*) 1263  
Abietis (*Diatrypella*) 742.  
Abietis (*Phaeocryptopus*) 259.  
Abietis (*Polyclypeolum*) 527, 1255  
*Abietis* (*Rehmiellopsis*) 893.  
Abietis (*Sphaerella*) 858.  
*abnormis* (*Diaporthe*) 748.  
abnormis (*Pilocratera*) 1173.  
abortiva (*Metasphaeria*) 952.  
abrupta (*Meliola*) 303.  
abscondita (*Dictyochorella*) 629.  
abundans (*Metasphaeria*) 953.  
abundans (*Mucor*) 5.  
abyssalis (*Laboulbenia*) 165.  
Acaciae (*Catacauma*) 560.  
Acalyphae (*Meliola*) 285.  
Acalyphae (*Micropeltis*) 516.  
Acalyphae (*Plasmopara*) 64.  
*Acalyphae* (*Physotheca*) 64.  
Acanthopanicis (*Sphaerella*) 890  
acanthophila (*Didymella*) 901.  
Acanthophylli (*Cucurbitaria*) 1056  
*accedens* (*Phyllachora*) 589.  
acerina (*Gibberella*) 686.  
acerinum (*Hysterographium*) 1129  
acerinum (*Rhytisma*) 1256, 1266.  
acerinum (*Schizothyrium*) 1255.  
Aceris (*Exoascus*) 1300.  
Aceris Laurini (*Rhytisma*) 1257.  
Aceris (*Phaeosphaerella*) 924.  
acervata (*Mycobilimbia*) 1289.  
acetabularioides (*Geopyxis*) 1159  
Achenii (*Laboulbenia*) 156.  
acicola (*Ciboria*) 1182.  
aciculosa (*Meliola*) 351.  
acicularis (*Sphinctrina*) 1294.  
Aciurae (*Stigmatomyces*) 120.  
*Acokantherae* (*Dimerosporium*)  
413.  
Acokantherae (*Hysterostoma*)  
413.  
acolioides (*Teichosporella*) 1022.  
Acori (*Sphaerella*) 850.  
acrensis (*Micropeltella*) 522.  
Actinidae (*Sphaerella*) 860.  
Actinidae (*Uncinula*) 224.  
aculeiferus (*Chitonomyces*) 88.  
acuminatus (*Coreomyces*) 150.  
acuminatus (*Tettigomyces*) 87.

- Acupalpi (Laboulbenia) 207.  
 acuum (Cenangium) 1229.  
 acutata (Didymella) 908.  
 acutisetata (Meliola) 299.  
 adeana (Guignardia) 791.  
 adeanum (Platystomum) 1110.  
 adelphica (Peroneutypella) 731.  
*Adenocalymmatidis* (*Dothidea*) 544.  
*Adenostylis* (Lachnum) 1201.  
 Adianthi (Physalospora) 797.  
*accidioides* (*Synchytrium*) 17.  
*accidioides* (*Uredo*) 17.  
*accidioides* (*Woronineella*) 17.  
 Aegopodii (Plasmopara) 65.  
 Aegopodii (Protomyces) 1317.  
 aemulans (Oklaria) 1013.  
 aequalis (Micropeltis) 516.  
 aequalis (*Oxydothis*) 915.  
 aequatoriensis (Phyllachora) 602.  
 aerophilum (Platystomum) 1119.  
 aeruginascens (Micropeltis) 519.  
 aethiops (Meliola) 302.  
 affinis (Balladyna) 374.  
 affinis (Meliola) 315.  
 affinis (Monoicomyces) 92.  
 affinis (Phyllachora) 591, 592.  
 affinis (Physalospora) 805.  
 affinis (Rosellinia) 830.  
 affinis (Stigmatomyces) 117.  
 affinis (Thrauste) 234.  
 afra (Laboulbenia) 180.  
 africana (Camillea) 1094.  
 africana (Rosellinia) 833.  
 africana (Meliola) 332.  
 africanum (Bulgariastrum) 1242.  
 africanus (Pseudosaccharomyces) 1307.  
 Afzeliae (Phyllachora) 589.  
 Agathidii (Ecteinomyces) 140.  
 agavectona (Dimerosporium) 242.  
 Agaves (Cucurbitaria) 1055.  
 Agaves (Diplodia) 1055.  
 Agaves (Hymenobolus) 1231, 1250.  
 Agaves (Leptosphaeria) 979.  
 Agaves (Phytophthora) 35.  
 Agavis (Sphaerella) 849.  
 aggregata (Antennularia) 1137.  
 aggregata (Byssonectria) 644.  
 Aglaiae (Meliola) 316.  
 Agrae (Laboulbenia) 178.  
 agrestis (Peronospora) 61.  
 agrorum (Peronospora) 57.  
 agusanensis (Micropeltella) 520.  
 aibonitensis (Meliola) 354.  
 Ailanthi (Chorostate) 748.  
 Ailanthi (Guignardia) 791.  
 Ailanthi (*Laestadia*) 791.  
 Ajrekari (Phyllachora) 566.  
 alabatensis (Nummularia) 1090.  
 alang-alang (Caenothyrium) 431.  
 Alangii (Eutypa) 725.  
 Alangii (Meliola) 281.  
 alarium (Chytridium) 20.  
*Albersii* (*Lembosia*) 412.  
 albicans (Guignardia) 779.  
 albicans (Nectria) 664.  
 albido-maculans (Mollisia) 1192.  
 albo-marginatum (Dimerosporium) 244.  
 albido-mucosa (Eriosphaeria) 921.  
 albinus (Ascobolus) 1222.  
 Albizziae (Diatrype) 738.  
 Albizziae (Endothenella) 614.  
*Albizziae* (*Homostegia*) 621.  
 Albizziae (Nectria) 651.  
 albofulva (Nectria) 662.  
 albo-grisea (Lachnea) 1174.  
 albolutea (Dasypezis) 1206.  
*albolutca* (*Trichopeziza*) 1206.  
 albo-maculata (Xylaria) 1098.  
 Alchemillae (Rosellinia) 833.  
 alcoholophila (Pichia) 1313.  
 Aleuritis (Lophodermium) 1125.  
 Alexii (Trematosphaeria) 1012.  
 algaphila (Zignoella) 964.  
 algerina (Laboulbenia) 194.  
 Alhagii (Guignardia) 785.  
 Alibertiae (Bagnisiella) 1134.  
 Aliculariae (Coleroa) 398.  
 aliena (Meliola) 355.  
 aliena (Phyllachora) 596.

- aliena (Sphaerella) 857.  
 Alliariae - Wasabi (Peronospora) 42.  
 Allii (Phytophthora) 36.  
 Allioniae (Sphaerella) 880.  
 alnea (Gnomonina) 708.  
 Alni (Gnomonia) 1072.  
 Alni (Sphaerulina) 948.  
 alnicola (Cenangium) 1228.  
 alnicola (Cryptospora) 774.  
 alnicola (Melanconis) 746.  
 alricola (Mollisia) 1191.  
 alnicola (Valsa) 710.  
 Alnobetulae (Gnomoniella) 1069.  
 Alnobetulae (Sphaerella) 853.  
 Alocasiae (Sphaerella) 850.  
 Alpataci (Teichospora) 1049.  
 alpestre (Synchytrium) 18.  
 alpestris (Laboulbenia) 163.  
 alpestris (Peronospora) 42.  
 alpicola (Peronospora) 57.  
 alpina (Mortierella) 12.  
 alpina (Rehmiella) 708.  
 alpina (Sphaeropezia) 1259.  
 alpincola (Lophiostoma) 1109.  
 alpinum, (Lophodermium) 1126.  
 alpinus (Rhizopus) 7.  
 Alsodejiae (Mycrothyrium) 426.  
*Alsophilae* (*Hysterostomella*) 1278  
*Alsophilae* (Pachypatella) 1278.  
 Alstoniae (Seynesia) 427.  
 altera (Sphaerella) 860.  
 alvei (Pericystis) 10.  
 Alyssi calycini (Peronospora) 42.  
 Alyssi incani (Peronospora) 42.  
 Alyxiae (Montagnella) 636.  
 Amauroderae (Monoicomyces) 94  
 amazonica (Asterinella) 483.  
 amazonica (Baliadynella) 374.  
 amazonica (Elsinoë) 1140.  
*ambicus* (*Euryachora*) 609.  
 ambiens (Hypocrella) 694.  
 ambiens (Leptosphaeria) 994  
 ambiens (Omphalospora) 609.  
 ambiens (Peroneutypella) 732.  
 ambiens (Rosellinia) 833.  
 ambiens (Valsa) 708, 710.  
 ambigua (Calonectria) 682.  
 ambigua (Clypeosphaeria) 1008.  
 ambigua (Hypocrea) 670.  
 ambigua (Hypospila) 1076.  
*ambigua* (*Lasiosphaeria*) 847.  
 ambigua (Phyllachora) 600.  
*ambigua* (*Trabutia*) 600.  
 ambiguus (*Stigmatomyces*) 123.  
 ambrosiaeicola (Metasphaeria) 953.  
 amenti (Haplothecium) 631.  
*amenti* (*Phyllachora*) 631.  
 americana (Didymosphaeria) 928.  
 americana (Peronospora) 57.  
*americana* (*Uncinula*) 224.  
 americanus (Microdiscus) 1143.  
 ametableta (Achorella) 548.  
*ametableta* (*Dothidella*) 548.  
 amomicola (Meliola) 353.  
 Amoorae (Meliola) 316.  
 amphitrica (Meliola) 268.  
 amplum (Lophodermium) 1125.  
 ampullare (Chaetomium) 842.  
 anaceros (Autoicomyces) 146.  
 Anamirtae (Asterinella) 482.  
 anceps (Chorostate) 748.  
 anceps (Hysterium) 1117.  
 anceps (Meliola) 336.  
 anceps (Neopeckia) 946.  
 anceps (Nummularia) 1087.  
 Anthonii (Pleosphaeria) 1052.  
 ancipitella (Sphaerella) 869.  
 Ancylopi (Rickia) 83.  
 Ancyrophori (Cantharomyces) 95  
 andeana (Didymella) 909.  
 andicola (Corethromyces) 130.  
 andicola (Dasysphaeria) 1022.  
 andicola (Eutypella) 723.  
 andicola (Hysterium) 1117.  
 andicola (Hystero-graphium) 1120  
 andicola (Karschia) 1278.  
 andicola (Lophiotrema) 1108.  
 andicola (Mycosphaerella) 893.  
 andicola (Physalospora) 797.  
 andicola (Platystomum) 1110.  
 andicola (Pyrenopeziza) 1197.  
 andicola (Thyridium) 772.

- andicola (Venturia) 897.  
 andina (Coelosphaeria) 775.  
 andina (Gibberidea) 1017.  
 andina (Laboulbenia) 158.  
 andina (Leptospora) 1067.  
 andina (Melanopsamma) 919.  
 andina (Patellaria) 1287.  
 andina (Pleomassaria) 1046.  
 andina (Stictis) 1252.  
 andinum (Blitrydium) 1293.  
 andinum (Lecanidion) 1287.  
 andinum (Myriangium) 1136.  
 andinus (Cantharomyces) 97.  
 andinus (Polycyclus) 416.  
 andinus (Sphaleromyces) 138.  
 Andirae (Meliola) 300.  
 Andirae (Physalospora) 800.  
 Andrewsii (Sphaerella) 855.  
 Andromedae (Lembosiosis) 440.  
 Andromedae (Placuntium) 1257.  
 andropogonicola (Phyllachora) 574.  
 Andropogonis (Balansia) 697.  
 Andropogonis (Phyllachora) 573.  
 Androssowii (Eutypella) 718.  
 Andryalae (Sphaerella) 856.  
 andurnensis (Rosellinia) 827.  
 Angelicae (Plasmopara) 65.  
 Angelicae (Sphaerella) 890.  
 anguifera (Laboulbenia) 162.  
 angularis (Dioicomyces) 105.  
 angularis (Trichosphaeria) 809.  
 angustispora (Phyllachora) 600.  
 angustum (Chaetomium) 843.  
 anisocarpa (Morenoëlla) 499.  
 Anisodactyli (Laboulbenia) 196.  
 anisodactylicola (Laboulbenia) 194.  
 Anisolabis (Dimeromyces) 68.  
 anisomera (Didymosphaeria) 930.  
 anisomera (Irene) 359.  
 anisopleura (Peyritschella) 88.  
 anisopleurus (Dichomyces) 88.  
 Anisopterae (Asterina) 450.  
 Anisopterae (Morenoëlla) 499.  
 annamensis (Rnizopus) 9.  
 annulata (Dimeriella) 247.  
 annulata (Geopora) 1149.  
 annulata (Nummularia) 1087.  
 annuliforme (Microthyrium) 423.  
 annuliforme (Schizothyrium) 527.  
 anomala (Apioportha) 707.  
 anomala (Diatrype) 751.  
 anomala (Hansenula) 1311.  
 anomala (Melanospora) 648.  
 anomala (Meliola) 362.  
 anomala (Phialea) 1185.  
 anomalus (Hytheomyces) 127.  
 Anonae (Eutypella) 716.  
 Anonae (Ophiobolus) 1062.  
 Anonae (Pocosphaeria) 1003.  
 Anoplischii (Stigmatomyces) 120.  
 antarctica (Laboulbenia) 157.  
 antarctica (Morenoëlla) 502.  
 antarctica (Morenoina) 502.  
 Antarcticae (Laboulbenia) 201.  
 Anthephorae (Phyllachora) 574.  
 Anthici (Dioicomyces) 101.  
 anthicicola (Dioicomyces) 102.  
 Anthistiriae (Phyllachora) 574.  
 Anthurii (Glomerella) 793.  
 Anthurii (Sphaerella) 850.  
 anthracodes (Nummularia) 1089.  
 Antillarum (Pseudosaccharomyces) 1309.  
 Antirrhini (Leptosphaeria) 991.  
 Antoniae (Nothodiscus) 1264.  
 anulata (Lamprospora) 1170.  
 anziana (Karschia) 1282.  
 Aparines (Peronospora) 58.  
 apayaensis (Meliola) 289.  
 Aphaenopsis (Rhachomyces) 209.  
 aphanes (Pezizella) 1190.  
 Aphanes (Polystomella) 545.  
 Aphanes (Uleodothella) 545.  
 Aphanes (Uleodotheris) 545.  
 aphanidermatus (Rheosporangium) 31.  
 aphthosae (Epicymatia) 897.  
 apiahyana (Didymella) 905.  
 apiahyana (Rosellinia) 836.  
 apiahyana (Gillettiella) 417.  
 apiahyana (Guignardia) 779.  
 apiahynum (Calothyriolum) 441.  
 apiahynum (Microthyriolum) 441.

- apiculatus* (*Saccharomyces*) 1306.  
 1307.  
*apiculifera* (*Rickia*) 81.  
*apiophila* (*Mollisia*) 1192.  
*apiospora* (*Peronospora*) 58.  
*apiosporoides* (*Didymella*) 907.  
*Apis* (*Pericystis*) 1331.  
*appendiculata* (*Pleonectria*) 688.  
*appendiculatus* (*Ascophanus*)  
 1219.  
*appendiculatus* (*Corethromyces*)  
 130.  
*appendiculosa* (*Asterina*) 1021.  
*appendiculosa* (*Vizella*) 1021.  
*applanata* (*Micropeltis*) 517.  
*applanata* (*Micropeltis*) 519.  
*applanata* (*Schizostoma*) 1106.  
*appressus* (*Dimeromyces*) 69.  
*apocrypta* (*Melanconis*) 748.  
*apoense* (*Catacauma*) 562.  
*apoensis* (*Phyllachora*) 562.  
*Apuleiae* (*Phaeodothis*) 619.  
*Apuleiae* (*Phyllachora*) 590.  
*Apulejae* (*Seynesia*) 429.  
*apus* (*Clypeolella*) 488.  
*apus* (*Clypeolina*) 488.  
*aquatica* (*Amphisphaeria*) 921.  
*aquatica* (*Cudoniella*) 1157.  
*aquatica* (*Haplocybe*) 1157.  
*aquatica* (*Melanopsamma*) 920.  
*aquatica* (*Peronospora*) 61.  
*aquatilis* (*Ceratomyces*) 149.  
*aquehongensis* (*Aleurina*) 1207.  
*aquila* (*Rosellinia*) 834.  
*Arabidis - alpinae* (*Peronospora*)  
 43.  
*Arabidis - glabrae* (*Peronospora*)  
 43.  
*Arabidis - hirsutae* (*Peronospora*)  
 43.  
*Arabidis - oxyphyllae* (*Peronospora*)  
 43.  
*Arabidis - turritae* (*Peronospora*)  
 44.  
*Arabidopsidis* (*Peronospora*) 44.  
*arachnoidea* (*Rickia*) 77.  
*Araliae* (*Pyrenopeziza*) 1196.  
*araneo - cinctus* (*Cryptodiscus*)  
 1249.  
*araneosa* (*Lasio-sphaeria*) 976.  
*araneosa* (*Meliola*) 342.  
*Araucariae* (*Guignardia*) 781.  
*arborescens* (*Meliola*) 361.  
*arborescens* (*Meliolina*) 361.  
*arbuscula* (*Allomyces*) 32.  
*Arctostaphyli* (*Coccomyces*) 1268  
*Arctostaphyli* (*Lophodermium*)  
 1125.  
*Arctostaphyli* (*Nemacyclus*) 1254.  
*Arctostaphyli* (*Stictis*) 1254.  
*arcuata* (*Meliola*) 311.  
*arcuata* (*Rosellinia*) 834.  
*Arduinae* (*Dothidea*) 549.  
*Arduinae* (*Lercillina*) 549.  
*Arecae* (*Anthostomella*) 820.  
*Arecae* (*Guignardia*) 790.  
*Arecae* (*Peroneutypella*) 731.  
*Arecae* (*Physalospora*) 803.  
*Arecae* (*Phytophthora*) 35.  
*arecibensis* (*Meliola*) 285.  
*arenaria* (*Poronia*) 1094.  
*arenatus* (*Stigmatomyces*) 112.  
*Arengae* (*Amphisphaeria*) 941.  
*Arengae* (*Guignardia*) 790.  
*Arengae* (*Propoliopsis*) 1250.  
*Arengae* (*Trichosphaeria*) 809.  
*Arengae* (*Zignoella*) 965.  
*areolata* (*Lamprospora*) 1171.  
*areolata* (*Rosellinia*) 828.  
*argenteum* (*Tuber*) 1151.  
*argentensis* (*Chitonomyces*) 90.  
*argentensis* (*Clematomyces*) 210  
*argentensis* (*Cochlyomyces*)  
 211.  
*argentensis* (*Coreomyces*) 150.  
*argentensis* (*Dichomyces*) 87.  
*argentensis* (*Dimorphomyces*)  
 73.  
*argentensis* (*Ecteinomyces*) 141.  
*argentensis* (*Eumonoicoomyces*)  
 94.  
*argentensis* (*Myriapodophila*)  
 219.  
*argentensis* (*Neoventuria*) 1005

- argentinensis (Rickia) 74.  
 argentinensis (Sordaria) 844.  
 argentinensis (*Venturiella*) 1005.  
 argentinus (Ceratomyces) 150.  
 argentinus (Corethromyces) 131.  
 argentinus (Rhachomyces) 209.  
 Argutoris (Laboulbenia) 155.  
 Argyrophylli (Sphaerella) 872.  
 argyropotamica (Laboulbenia) 192.  
 arietina (Laboulbenia) 159.  
 aristata (Xylaria) 1103.  
 Aristolochiae (Sphaerella) 852.  
 armata (Laboulbenia) 164.  
 armata s (Corethromyces) 136.  
 aromaticus (Mucor) 5.  
 Arnoldii (Protomycopsis) 1318.  
 arophilus (Stigmatomyces) 121.  
 Arrhenateri (Leptosphaeria) 995.  
 Arsenii (Pleoscutula) 1285.  
 Artemisiae (Nematostoma) 972.  
 arthraconicola (Sphaerella) 855.  
 arthrophyta (Gibberidea) 1017.  
 arthrotylidicola (Dimeriopsis) 260.  
 Artocarpi (Meliola) 322.  
 Arunci (Anthostomella) 824.  
 arundinaceum (Lophodermium) 1126, 1258.  
 Arvaticae (Leptosphaeria) 995.  
 arvensis (Peronospora) 61.  
 ascoboloides (Lamprospora) 1169.  
 Ascophylli (Orcadia) 678.  
 Ascophylli (Trailia) 690.  
 Asparagi (Melanospora) 647.  
 asparagina (Gnomoniella) 1070.  
 asparagina (Metasphaeria) 955.  
 aspera (Uncinula) 225.  
 asperata (Balansia) 697.  
 asperata (Laboulbenia) 169.  
 asperata (*Montagnella*) 551.  
 asperata (Phragmodothis) 551.  
 asperata (Rosellinia) 836.  
 aspersa (Asterina) 529.  
 aspersa (Stomiopeltis) 529.  
 asperula (Laboulbenia) 171.  
 asperulina (Pleospora) 1038.  
*Aspicillae* (*Bacidia*) 1065.  
*Aspicillae* (*Ophiobolus*) 1065.  
 Aspidoglossae (Laboulbenia) 180.  
 Asplundii (Saprolegnia) 24.  
 assimilis (Phyllachora) 573.  
 Assiminae (Tryblidiella) 1118.  
 associata (Leptosphaeria) 984.  
 asteriscus (Melanographa) 1283.  
 asteriscus (Melaspilea) 1283.  
 asterophora (Achlya) 25.  
 asterophora (Parmulina) 415.  
 Astragali (Physalospora) 800.  
 astragalina (Pleosphaeria) 1053.  
 astrantica (Laboulbenia) 172.  
 Astrocaryae (Camarotella) 620.  
*Astrocaryae* (*Montagnella*) 620.  
 Astrocaryi (Physalospora) 804.  
 Astroniae (Asterina) 458.  
 asymmetricus (Stigmatomyces) 108.  
*aterrima* (*Botryosphaeria*) 813.  
*aterrima* (*Melanopsamma*) 813.  
*aterrima* (Pirotaea) 1200.  
 atra (Rhizira) 1159.  
 atractina (Physalospora) 802.  
*atramentaria* (*Rhytisma*) 409.  
 atramentaria (Leptodothis) 409.  
 Atraphaxidis (Cucurbitaria) 1056.  
 atrata (Mollisia) 1191.  
 atratum (Hysterangium) 1326.  
 atratum (Lecanidion) 1288.  
 atrides (Englerulaster) 490.  
 atroareolatum (Clypeolum) 1255.  
 atrocyanea (Durella) 1251.  
 atrocyanea (Dictyothyria) 512.  
*atrocyanea* (*Stictis*) 1251.  
 atrofigurans (Phyllachora) 578.  
*atroinquinans* (*Massaria*) 1006.  
 atro-maculans (Phyllachora) 565.  
 atronitens (Anthostomella) 818.  
 atronitens (Phyllachora) 578.  
 Atropae (Sphaerella) 887.  
 atropurpureus (Teratomyces) 127.  
 atosanguinea (Mycobilimbia) 1288.  
 atro-testaceum (Uropolystigma) 644.  
*atrovirens* (*Cryptodiscus*) 1248.

- atro-virens (Propolidium) 1248.  
 atrum (Apiosporium) 238.  
 Aucubae (Sphaerulina) 948.  
*Aucupariae* (*Diaporthe*) 750.  
 Auerswaldi (Valsa) 713.  
 augusta (Laboulbenia) 198.  
 Aulecophorae (Dimeromyces) 69.  
 aulographoides (Lembosia) 429.  
 aurantia (Lachnea) 1176.  
*aurantia* (*Sepultaria*) 1176.  
 aurantiaca (Niesslella) 533.  
 aurantiaca (Phialea) 1184.  
*aurantiacum* (*Belonidium*) 533.  
 aurantiacum (Sarcoxylon) 1085.  
 aurantiacum (Synchytrium) 19.  
 aurantiicola (Cryptosporella) 1336.  
 aurantiicola (Melanomma) 1335.  
 aurantiiphila (Didymella) 1334.  
 aurantiiphila (Melanomma) 1335.  
 Aurantiorum (Amylirosa) 1337.  
 aurata (Thyridaria) 770.  
 aurea (Hypocrella) 695.  
 aurea (Sphaerella) 885.  
*aureo-nitens* (*Hypomyces*) 676.  
 aureo-tincta (Niptera) 1210.  
 aureum (Chaetomium) 840.  
 australiensis (Actinomyxa) 533.  
 australis (Coreomyces) 150.  
 australis (Laboulbenia) 157.  
 australis (Lecanidion) 1288.  
*australis* (*Morenoëlla*) 502.  
 australis (Pleospora) 1039.  
 australis (Rosellinia) 834.  
 australis (Trenomyces) 128.  
 australis (Zeugandromyces) 130.  
 austriaca (Lachnea) 1175.  
 austriacus (Pseudosaccharomyces) 1307.  
*austro-africana* (*Albugo*) 33.  
 austro-africanus (Cystopus) 33.  
 austro-geaster (Lachnea) 1176.  
*austro-geaster* (*Sepultaria*) 1176.  
 avellanaceum (Lophiostoma) 1108.  
 Avellanae (Exoascus) 1301.  
 Axinotomae (Laboulbenia) 197.  
 baccharidincola (Echidnodes) 498.  
*baccharidincola* (*Lembosia*) 498.  
 Baccharidis (Diatrype) 736.  
*Baccharidis* (*Lizzonia*) 631.  
 Baccharidis (Pseudosphaerella) 631.  
 bacidiospermum (Celicidium) 1297.  
 bacillaris (Xylaria) 1100.  
 Bacocerae (Scaphidiomyces) 210.  
 badia (Nectria) 653.  
 Bahuiniae (Dictythyriella) 524.  
*Bahuiniae* (*Micropeltis*) 524.  
 Bainii (Nectria) 664.  
 Bakeri (Asterina) 465.  
 Bakeri (Botryosphaeria) 814.  
 Bakeri (Eutypella) 720.  
 Bakeri (Hepotrichia) 977.  
 Bakeri (Hysterostomina) 410.  
 Bakeri (Leptophyma) 1141.  
 Bakeri (Meliola) 335.  
 Bakeri (Morenoëlla) 500.  
 Bakeri (Myiocoprella) 532.  
 Bakeri (Phragmotrythella) 528.  
 Bakeri (Pycnopeltis) 431.  
 Bakeri (Scolecopeltis) 525.  
 Bakeri (Telimera) 624.  
*bakeriana* (Clypeosphaeria) 1007.  
*bakeriana* (Clypeosphaeria) 1018.  
 bakeriana (Cryptospora) 774.  
 bakeriana (Glaziella) 647.  
 bakeriana (Haplopeltis) 526.  
 bakeriana (Hyaloderma) 232.  
 bakeriana (Phyllachora) 591.  
 bakeriana (Rosellinia) 837.  
 bakeriana (Winterina) 970.  
 bakeriana (Ophiochaeta) 1077.  
 bakerianum (Myiocopron) 526.  
 bakerianum (Rhagadolobium) 1264.  
 bakuana (Teichospora) 1048.  
 balanseana (Uleodothis) 544.  
*balanseana* (*Plowrightia*) 544.  
 balcanica (Sphaerella) 874.  
 baldratiana (Pleospora) 1034.  
 baldatrianum (Lecanidion) 1287.  
 balsamicola (Adelopus) 371.  
*balsamicola* (*Asterina*) 371.  
 balsamicola (Dimerosporium) 243

- balsamica* (*Meliola*) 243.  
*balsamica* (*Zukalia*) 243.  
*bambusacea* (*Sclerotinia*) 1179.  
*Bambusae* (*Calonectria*) 681.  
*Bambusae* (*Cryptospora*) 774.  
*Bambusae* (*Endogethella*) 614.  
*Bambusae* (*Guignardia*) 867.  
*Bambusae* (*Leptosphaeria*) 995.  
*Bambusae* (*Metachora*) 576.  
*Bambusae* (*Miyakeamyces*) 681.  
*Bambusae* (*Phaeosphaeria*) 995.  
*Bambusae* (*Phyllachora*) 576, 577.  
*Bambusae* (*Physalospora*) 614.  
*Bambusae* (*Scirrhia*) 611.  
*Bambusae* (*Scirrhodopsis*) 611.  
*Bambusae* (*Sphaerella*) 867.  
*Bambusae-Blumeanae* (*Hypoxy-  
lon*) 1080.  
*bambusana* (*Herpotrichia*) 978.  
*Bambusarum* (*Nitschkea*) 775.  
*bambusella* (*Guignardia*) 784.  
*bambusicola* (*Curreya*) 638.  
*bambusicola* (*Dothidella*) 614.  
*bambusicola* (*Epybotrys*) 638.  
*bambusicola* (*Trichonectria*) 690.  
*bambusifolia* (*Sphaerella*) 866.  
*bambusina* (*Amphisphaeria*) 939.  
*bambusina* (*Eutypella*) 719.  
*bambusina* (*Guignardia*) 784.  
*bambusina* (*Guignardia*) 784.  
*bambusina* (*Manilaea*) 1214.  
*bambusina* (*Mendogia*) 418.  
*bambusina* (*Pseudonectria*) 640.  
*bambusina* (*Sphaerella*) 866.  
*bambusina* (*Uleopeltis*) 418.  
*bambusinicola* (*Massarinula*) 912.  
*bambusinum* (*Glonium*) 1112.  
*bambusinum* (*Pycnoderma*) 433.  
*banahaensis* (*Meliola*) 317.  
*bananincola* (*Peziza*) 1160.  
*banguinensis* (*Asterina*) 469.  
*banguiensis* (*Meliola*) 321.  
*Banisteriae* (*Phyllachora*) 595.  
*banosensis* (*Meliola*) 307.  
*Barbareae* (*Peronospora*) 44.  
*barbatum* (*Chaetomidium*) 240.  
*Barleriae* (*Diatrypella*) 741.  
*Barnardi* (*Hymenogaster*) 1327.  
*Barringtoniae* (*Meliola*) 300.  
*Barringtoniae* (*Physalospora*) 799.  
*Bartholomaei* (*Hypoxyton*) 1079.  
*bataanensis* (*Massaria*) 1006.  
*bataariensis* (*Meliola*) 306.  
*Bataillei* (*Ombrophila*) 1236.  
*batamensis* (*Pleospora*) 1036.  
*Batatae* (*Chorostate*) 749.  
*Batatae* (*Diaporthe*) 749.  
*Bauhinae* (*Meliola*) 301.  
*Bauhinae* (*Pseudopsis*) 766.  
*Bauhinae* (*Roussocella*) 767.  
*Bauhinarum* (*Parodiella*) 235.  
*Bauhinarum* (*Rhizotaxis*) 235.  
*bayamcnensis* (*Meliola*) 335.  
*Beckerae* - *polystachiae* (*Phylla-  
chora*) 577.  
*Beilschmiediae* (*Morenoella*) 500.  
*Bellidis* (*Protomyces*) 1318.  
*Bellidis* (*Protomycopsis*) 1318.  
*belonospora* (*Odontotrema*) 1258.  
*benguetensis* (*Trebutia*) 555.  
*Berberidis* (*Cenangium*) 1227.  
*Berberidis* (*Curreya*) 552.  
*Berberidis* (*Dictyodopsis*) 552.  
*berengeriana* (*Botryosphaeria*) 811.  
*bergiana* (*Laboulbenia*) 185.  
*Bergii* (*Laboulbenia*) 177.  
*Bergi* (*Microtyle*) 372.  
*berkeleyanus* (*Hypomyces*) 676.  
*Berkeleyi* (*Nectria*) 660.  
*berlesiana* (*Sphaerella*) 864.  
*Bernardi* (*Zygorrhynchus*) 10.  
*Bersamiae* (*Phyllachora*) 598.  
*Berteroae* (*Peronospora*) 44.  
*Bertholletiae* (*Cunninghamella*) 13.  
*Betae* (*Sorolpidium*) 17.  
*Betheli* (*Godronia*) 1233.  
*Betle* (*Capnodium*) 385.  
*Betle* (*Phragmocapnias*) 385.  
*Betulae* (*Gloeosporium*) 1073.  
*Betulae* (*Myxophacidiella*) 1260.  
*betulina* (*Gnomonia*) 1072.  
*betulina* (*Sillia*) 774.  
*Biatora* (*Scutula*) 1284.  
*bicchiana* (*Septomazzantia*) 666.

- bicchianus* (*Microcyclus*) 666.  
*bicincta* (*Anthostomella*) 821.  
*bicolor* (*Chitonomyces*) 93.  
*bicolor* (*Corethromyces*) 131.  
*biconica* (*Trybliidiella*) 1119.  
*bicornis* (*Autoicomycetes*) 148.  
*bicornis* (*Meliola*) 304.  
*bicuspidata* (*Monosporella*) 1315.  
*bicuspis* (*Ciliaria*) 1200.  
*bicuspis* (*Lachnea*) 1200.  
*bidentatus* (*Corethromyces*) 131.  
*biennis* (*Guignardia*) 780.  
*biennis* (*Laestadia*) 780.  
*bifida* (*Rickia*) 81.  
*bifoveolata* (*Metasphaeria*) 959.  
*bifrons* (*Hypospila*) 708.  
*bignoniicola* (*Dimerosporium*) 242.  
*bilobatus* (*Cucujomyces*) 214.  
*bina* (*Dicarpella*) 743.  
*bina* (*Physalospora*) 743.  
*binum* (*Disperma*) 743.  
*biparasitica* (*Cryptonectriopsis*) 742.  
*birmanica* (*Laboulbenia*) 173.  
*Bischofiae* (*Phyllachora*) 571.  
*Biscutellae* (*Peronospora*) 45.  
*biseptata* (*Limacinia*) 382.  
*bispora* (*Piersonia*) 1151.  
*bisporale* (*Haplosporangium*) 11.  
*Blanchardi* (*Laboulbenia*) 187.  
*blattina* (*Amphoromorpha*) 217.  
*Blechri* (*Laboulbenia*) 189.  
*Elepharoneuri* (*Phyllachora*) 577.  
*Blumeae* (*Didymosphaeria*) 928.  
*blumeanum* (*Cerangium*) 1229.  
*blumeanum* (*Exarmidium*) 621.  
*blumeanus* (*Rhopographus*) 621.  
*bobanensis* (*Pleospora*) 1034.  
*Boehmeriae* (*Aliescherana*) 734.  
*Boehmeriae* (*Diaporthe*) 755.  
*Boehmeriae* (*Phacosperma*) 765.  
*Boehmeriae* (*Thyridium*) 772.  
*Boerlagiodendriae* (*Meliola*) 269.  
*Boggiani* (*Laboulbenia*) 205.  
*bogorensis* (*Laboulbenia*) 195.  
*bogoriensis* (*Micropeltella*) 523.  
*bogoriensis* (*Micropeltis*) 523.  
*bocconeana* (*Metasphaeria*) 957.  
*bohémica* (*Mycosphaerella*) 893.  
*bohémica* (*Rehmiellopsis*) 893.  
*bohemicum* (*Physoderma*) 22.  
*Bolamae* (*Laboulbenia*) 182.  
*bolamensis* (*Laboulbenia*) 181.  
*bolandieri* (*Cyphelium*) 1294.  
*Bolivarii* (*Lophiotrema*) 1108.  
*Bolivarii* (*Lophotermium*) 1127.  
*Bolivarii* (*Massaria*) 1006.  
*boliviensis* (*Ravenenula*) 1262.  
*bolleana* (*Sphaerella*) 879.  
*bomba* (*Nectria*) 656.  
*Bommerae* (*Onygena*) 1145.  
*Bomplandi* (*Cookella*) 1142.  
*Bomplandi* (*Hormopeltis*) 531.  
*Bomplandi* (*Meliola*) 343.  
*Bomplandi* (*Ophiomeliola*) 363.  
*bonaerensis* (*Chantransiopsis*) 217.  
*bonamicana* (*Metasphaeria*) 951.  
*bonariensis* (*Ecteinomyces*) 143.  
*bonariensis* (*Laboulbenia*) 157.  
*Boni Henrici* (*Peronospora*) 40.  
*Borbori* (*Stigmatomyces*) 109.  
*borboridinus* (*Stigmatomyces*) 109.  
*Borchii* (*Tuber*) 1153.  
*Bordei* (*Cantharomyces*) 99.  
*Bordei* (*Dimeromyces*) 70.  
*Bordei* (*Laboulbenia*) 194.  
*borealis* (*Laboulbenia*) 172.  
*borealis* (*Melanopsamma*) 921.  
*borealis* (*Peronospora*) 58.  
*borealis* (*Sclerotinia*) 1179.  
*borealis* (*Sphaerella*) 853.  
*borealis* (*Stigmatomyces*) 123.  
*borgiana* (*Physalospora*) 803.  
*borgiana* (*Pleospora*) 803.  
*borgiana* (*Venturia*) 898.  
*Borgii* (*Didymosphaeria*) 933.  
*Bormülleri* (*Leptosphaeria*) 1000.  
*borneensis* (*Endogonella*) 1320.  
*borneensis* (*Micropeltis*) 514.  
*Bosciae* (*Meliola*) 275.  
*botanensis* (*Pleospora*) 1034.  
*bothrina* (*Roscellinia*) 834.  
*botryoides* (*Mucor*) 1.  
*botryosa* (*Sordaria*) 847.

- Bottegoi (Laboulbenia) 197.  
 bottnica (Cryptoderis) 1076.  
 botuliformis (Xylaria) 1101.  
 Boudieri (Ascobolus) 1223.  
 Boudieri (Lachnea) 1175.  
 Boudieri (*Lachnea*) 1175.  
 Boudieri (*Trichophaea*) 1175.  
 Boudieri (Zopfia) 250.  
 Bourrieriae (Phyllachora) 567  
 Boydii (Orbilina) 1239.  
 brachiatus (Dimeromyces) 59  
 Brachidae (Tetrandromyces) 101.  
 brachygnatus (Dioicomycetes) 102.  
 brachynicola (Laboulbenia) 175.  
 brachyspora (Amphisphaeria) 942  
 brachyspora (Karschia) 1278.  
 brachyspora (Phyllachora) 572  
 brachyspora (Ustulina) 1335  
 brachynema (Apodachlya) 29.  
 Brachyonychi (Laboulbenia) 203.  
 branseanum (Belonium) 1214  
 brasiliiana (Asterina) 447.  
 brasiliensis (Laboulbenia) 164.  
 brasiliensis (Corynelia) 1105.  
 Brassicae (Peronospora) 45.  
 Brassicae (*Sordaria*) 847.  
 Braunii (Venturia) 900.  
 brenckleana (*Bertiella*) 638.  
 brenckleana (Diaporthe) 752.  
 brenckleana (Patinella) 1272  
 brenckleana (Rosenscheldia) 638.  
 brenckleanum (Lophiostoma) 1109  
 Brencklei (Phaeotrype) 849.  
 bresadoleana (Leptosphaeria) 983  
 brevicollis (Stigmatomyces) 122.  
 brevis (Tettigomyces) 86.  
 breviseta (Trichosphaeria) 809.  
 Breyniae (Asterina) 452.  
 breyniaecola (Asterina) 452.  
 Brideliae (Sphaerella) 862.  
 briosiana (Gibberella) 687.  
 briosiana (Pleospora) 1025.  
 briosiana (*Pleosphaerulina*) 1131  
 briosiana (Pseudoplea) 1131.  
 Brizae (Pyrenophora) 1043.  
 Bromeliacearum (Acrosporum) 1129.  
 Bromeliacearum (Echidnodes) 498  
 Bromeliae (Perisporium) 261.  
 Bromi (Phyllachora) 584.  
 Bromi (Sphaerella) 866.  
 Bromi (Synchytrium) 18.  
 brothieriana (*Montagnella*) 637.  
 Browneanum (Microthyrium) 425  
 Bruchi (Cantharomyces) 99.  
 Bruchi (Chitonomyces) 89.  
 Bruchi (Sphaleromyces) 138.  
 brunaudiana (Eutypella) 722.  
 Bruni (Didymella) 906.  
 brunnea (Hypocrea) 667.  
 brunneo-ciliata (Lachnella) 1201.  
 brunneolus (Corethromyces) 135.  
 Bryii (Sphaerella) 879.  
 Bryonthae (Didymosphaeria) 931  
 bubakiana (Pleospora) 1028.  
 Bubaki (Coleroa) 398.  
 Bubakii (Melanomma) 1038.  
 bulbifera (Cubonia) 1220.  
 bullata (Dothidea) 548.  
 bullata (Physalospora) 801.  
 bullata (Stigmatea) 395.  
 Buniadis (Peronospora) 45.  
 burburianum (Hysterangium) 1326.  
 Burchelliae (Diplochorella) 632.  
 Burkillii (Sordaria) 845.  
 Burmeisteri (Laboulbenia) 175.  
 Butleri (Balladyna) 373.  
 Butleri (Lasiobotrys) 252.  
 Butleri (*Limacinula*) 386.  
 Butleri (Meliola) 338.  
 Butleri (Ophiobolus) 1062.  
 Butleri (Phaeosaccardinula) 386.  
 Butleri (Pythium) 1331.  
 Butleri (Trabutia) 557.  
 Büttneriae (Asterina) 473.  
 Byrsonimae (Meliola) 313.  
 byssisedum (Schizostoma) 1106.  
 Caballeroi (Leptosphaeria) 991.  
 Caballeroi (Ophiobolus) 1064.  
 caballina (Humaria) 1165.  
 Cabelludae (Guignardia) 789.  
 Cabelludae (*Laestadia*) 789.

- Cacaliae (Leptosphaeria) 981.  
 cacticola (Phaeospora) 1004.  
 Cactorum (Phytophthora) 35.  
 Cacoti (Embolus) 1294.  
*Cacoti* (*Mycocalicium*) 1294.  
 cadigense (Hypoxylon) 1082.  
 cadigensis (Meliola) 339.  
 Caesalpiniae (Melanomma) 1009.  
 caespiticia (Phyllachora) 575.  
 caespitosa (Henningsina) 1086.  
 caespitosa (Mollisia) 1193.  
 caespitosa (*Parodiella*) 250.  
 caespitosa (*Sphinctrina*) 1294.  
 caespitosum (Bulgariastrum) 1241.  
 caespitosum (Xylobotryum) 1294.  
 caespitosus (Oomyces) 691.  
 caespitosus (Winteromyces) 250.  
 caespitulosa (Didymosphaeria) 935.  
 caffra (Phyllachora) 568.  
*caffra* (*Physalospora*) 568.  
 cahirensis (Guignardia) 786.  
*cahirensis* (*Laestadia*) 786.  
 Cainitonis (Nectria) 654.  
 Cajani (Allescherina) 733.  
 Cajani (Guignardia) 783.  
 Cajani (Ophiobolus) 1064.  
*Calami* (*Agyrona*) 1143.  
 Calami (Anthostomella) 821.  
 Calami (Asterinella) 483.  
 Calami (Physalospora) 804.  
 Calami (Ramosiella) 1143.  
 Calami (Yatesula) 505.  
 calamicola (Eremothecella) 529.  
 calamicola (*Seynesia*) 414.  
 calamicola (Micropeltis) 518.  
 calamincola (Thyridaria) 769.  
 calathicola (Laboulbenia) 185.  
 Calancalli (Zignoella) 965.  
*calcariae* (*Arthopirenia*) 894.  
*calcariae* (*Pharcidia*) 894.  
 Calepinae (Peronospora) 45.  
 californica (Hydnocystis) 1148.  
 californica (Patellaria) 1285.  
 californica (Patellea) 1277.  
 californica (Thyridaria) 768.  
 Callicarpae (Diaporthe) 751.  
 Callicarpae (Meliola) 350.  
 Calligoni (Melanomma) 1010.  
 Calliphorae (Pichia) 1312.  
 Callista (Meliola) 351.  
 Callistemoni (Phyllachora) 1333.  
 Callisti (Laboulbenia) 181.  
 callorioides (Naevia) 1245.  
 callosperma (Meliola) 285.  
*callosperma* (*Meliola*) 362.  
 Callunae (Clithris) 1270.  
*Callunae* (*Colpoma*) 1270.  
 Callunae (Niptera) 1209.  
 calocarpa (Anthostomella) 823.  
 calocephala (Xylaria) 1103.  
 calochroa (Orbilia) 1239.  
 Caloderae (Monoicomyces) 94.  
 calonectricola (Nectria) 656.  
 Calophylli (Meliola) 294.  
 Calopogonii (Elsinoë) 1140.  
 Calopogonii (Meliola) 304.  
*calospora* (*Herpothrichia*) 1019.  
 calospora (Herpothrix) 1019.  
 calotheca (Laboulbenia) 174.  
*calotheca* (Peronospora) 58 et 59.  
*calotheca Aparines* (Peronospora) 58.  
 Calthae (Physoderma) 21.  
 calycinus (Ilytheomyces) 126.  
 Calyptranthis (Phyllachora) 599.  
 cambivora (Blepharospora) 28.  
 Cambucae (Guignardia) 789.  
*Cambucae* (*Laestadia*) 789.  
 camarinensis (Asterina) 451.  
 camarinensis (Micropeltella) 521.  
 Camelinae (Peronospora) 46.  
 Camelliae (Asterina) 474.  
 Camelliae (Cryptovalsa) 735.  
*comerunensis* (*Hypocrella*) 692.  
*campestricola* (*Lecidea*) 1295.  
 Campestricola (Phacopsis) 1295.  
 campestris (Pseudopeziza) 1262.  
*campulostyla* (*Gnomonia*) 1072.  
 canadensis (Pleosphaerulina) 1019.  
 canadica (Fenestella) 773.  
 canadica (Naevia) 1245.  
 canafistulae (Phyllachora) 590.

- canaliculatum (Tuber) 1153.  
 canariensis (Eutypella) 722.  
 canariensis (Pleospora) 1036.  
 Canarii (Coccomyces) 1267.  
 Canarii (Dothidella) 545.  
 Canarii (Meliola) 274.  
 Canarii (Phyllachora) 545.  
 Cancri (*Hypomyces*) 659.  
 cancri (Nectria) 659.  
 candicans (*Hypomyces*) 676.  
 cannabira (Leptosphaeria) 998.  
 Cannabidis (Phyllachora) 598.  
 Cannae (Myrmaecium) 759.  
 cantareirensis (Ophiobolus) 1067.  
 cantonensis (Phyllachora) 587.  
 capensis (Artonia) 1293.  
 capensis (Phaeodimeriella) 258.  
 capensis (Tryblidaria) 1293.  
 capillarius (Euzodiomyces) 151.  
 capitata (Scorias) 376.  
 caprodioides (Teichospora) 1051.  
 capnoides (Calyptra) 371.  
 Capparidis (Asterina) 446.  
 Capparidis (Eutypa) 724.  
 Capparidis (Paranthostomella) 825.  
 Capreae (Phoma) 708.  
 capsicicola (Meliola) 345.  
 capucinoides (Helvella) 1153.  
 caracaensis (Dimeriella) 247.  
 Caraganae (Physalospora) 801.  
 carbonacea (Apiospora) 612.  
 carbonicola (Lagerheima) 1277.  
 Cardamines laciniatae (Peronospora) 46.  
 caribbeus (Stigmatomyces) 113.  
 Caricae (Asperisporium) 855.  
 Caricae (Fusicladium) 855.  
 Caricae (*Mycosphaerella*) 855.  
 Caricae (Phytophthora) 37.  
 Caricae (Sphaerella) 855.  
 Caricarum (Asterina) 446.  
 Caricis (Puccinia) 1329.  
 Caricis-diffusa (Puccinia) 1329.  
 Caricis-Ribis (Puccinia) 1329.  
 Caricis-Urticae (Puccinia) 1329.  
 Carioni (Hypoxyton) 1080.  
 Carletoni (Ascobolus) 1221.  
 carnea (Dermatea) 1225.  
 carneolum (Lachnum) 1202.  
 carneus (*Haematomyces*) 1240.  
 carneus (*Haematomyces*) 1240.  
 carnosum (Helotium) 1182.  
 Carota (Humaria) 1165.  
 Carpini (Eutypella) 711.  
 carpineae (Apiospora) 914.  
 carpineae (Sphaerognomonia) 708.  
 carpinicola (Plagiostomella) 914.  
 carpinicola (Uncinula) 223.  
 Carpini (Neopectia) 944.  
 Caruanae (Sphaerella) 871.  
 caruaniana (Gloniella) 1114.  
 Carvi (Protomyces) 1317.  
 Caryae (Gloeosporium) 1073.  
 Caryae (Gnomonia) 1073.  
 caryophyllinicola (Physalospora) 796.  
 Casaresi (Coleroa) 399.  
 Casaresi (Nectriella) 641.  
 Casariae (Myiocopron) 422.  
 Casariae (Pseudothis) 765.  
 Cassiae (Asterina) 453.  
 Castanha (Meliola) 309.  
 Castanea (Cucurbitaria) 1056.  
 Castaneae (Scolecodothis) 630.  
 Castelnau (Laboulbenia) 175.  
 Castilloae (Otthia) 947.  
 catalaunica (Leptosphaeria) 987.  
 Catalinae (Stichomyces) 136.  
 catubigensis (Meliola) 311.  
 caucasica (Gloniella) 1115.  
 caucasica (Limacinula) 387.  
 caucasica (Zukalia) 379.  
 caulicola (Xylaria) 1102.  
 caulinum (Lophiostoma) 1109.  
 caulium (Hypocrella) 692.  
 caulivora (Eutypa) 725.  
 Canthii (Asterina) 468.  
 cavitensis (Meliola) 297.  
 cavernosa (Xylaria) 1098.  
 Cayaponiae (Dimerium) 254.  
 Ceanothi (Cucurbitaria) 1057.  
 Ceanothi (Thyridium) 771.  
 Ceanothi (Valsa) 713.

- cearensis (*Polystictus*) 1322.  
 cedrinum (*Lophodermium*) 1124  
*Celaenopsis* (*Rickia*) 78.  
*celastrina* (*Metasphaeria*) 953.  
*celata* (*Diaporthe*) 756.  
*cellulare* (*Synchytrium*) 19.  
*Celsiae* (*Peronospora*) 60.  
*celticola* (*Meliola*) 348.  
*Celtidiae* (*Meliola*) 347.  
*Celtidis* (*Dimerium*) 257.  
*Centothecae* (*Phyllachora*) 577.  
*Centrolobii* (*Achorella*) 548.  
*Centrolobii* (*Dothidea*) 548.  
*Cephalariae* (*Peronospora*) 54.  
*Cephalariae* (*Stigmatea*) 396.  
*cephalodioides* (*Agyrium*) 1142.  
*cephalophora* (*Plasmopara*) 64.  
*Cephalotaxi* (*Guignardia*) 781.  
*Cephalotaxi* (*Laestadia*) 781.  
*Cerasi* (*Lachnella*) 1260.  
*Cerasi* (*Venturia*) 899.  
*Cerasi - microcarpae* (*Exoascus*)  
 1301.  
*cerasina* (*Diatrype*) 739.  
*cerasina* (*Nesolectria*) 1273.  
*Cerevisiae* (*Saccharomyces*) 1304.  
*Cerletti* (*Chaetopyrena*) 961.  
*Cerletti* (*Metasphaeria*) 961.  
*cerviculata* (*Eutypella*) 716.  
*cerviculatus* (*Chitonomyces*) 90.  
*cesatiana* (*Sphaerella*) 852.  
*Cestri* (*Meliola*) 345.  
*Cestri* (*Stigmatea*) 398.  
*Chaerophylli* (*Plasmopara*) 65.  
*Chaerophylli* (*Protomyces*) 1317.  
*Chaetocnema* (*Ceraomyces*) 139  
*chaetophilus* (*Tetigomyces*) 86.  
*chaetostoma* (*Chaetopyrena*) 961.  
*chaetostoma* (*Metasphaeria*) 961.  
*chalybaeum* (*Hypoxylon*) 1079.  
*chamaecristicola* (*Meliola*) 302.  
*Chamaecyparissi* (*Lophodermium*) 1124.  
*Chamaecyparissi* (*Asterula*) 436.  
*Chamaemori* (*Gnomoniopsis*) 708  
*Chamaemori* (*Rhopographina*)  
 625.  
*Chamaemori* (*Rhopographus*) 625  
*Chamaeropsis* (*Auerswaldia*) 609.  
*Chamaeropsis* (*Phacochora*) 609.  
*Chamaeropsis* (*Platystomum*) 1111  
*Chamaesycis* (*Peronospora*) 54  
*Chamaesycis* (*Peronospora*) 55  
*Champereiae* (*Meliola*) 340.  
*Charrua* (*Laboulbenia*) 195.  
*chartae* (*Venturia*) 899.  
*chartarum* (*Agyrium*) 1143.  
*Cheiranthi* (*Peronospora*) 46.  
*Cheiranti-cheiri* (*Peronospora*) 46  
*Cheirolophi* (*Eutypella*) 717.  
*Chenopodii* (*Peronospora*) 39.  
*Chenopodii ficifolii* (*Peronospora*)  
 40.  
*Chenopodii-glauci* (*Peronospora*)  
 40.  
*Chenopodii polyspermi* (*Peronospora*)  
 41.  
*Chenopodii rubri* (*Peronospora*)  
 41.  
*Chevalieri* (*Mycoderma*) 1310.  
*Chevalieri* (*Saccharomyces*) 1306  
*Chevalieri* (*Zygosaccharomyces*)  
 1313.  
*chilense* (*Trichothyrium*) 508.  
*chilensis* (*Cantharomyces*) 97.  
*chilensis* (*Cantharosphaeria*) 923.  
*chilensis* (*Dichomyces*) 87.  
*chilensis* (*Herpomyces*) 100.  
*chilensis* (*Stigmatomyces*) 113.  
*chilensis* (*Trichopeltina*) 508.  
*chilenus* (*Diandromyces*) 85.  
*Chiliotis* (*Eudimeromyces*) 72.  
*Chilomenis* (*Stigmatomyces*) 111.  
*chinensis* (*Trabutia*) 558.  
*chimophilina* (*Sphaerella*) 397.  
*Chiococcae* (*Meliola*) 332.  
*chirophora* (*Laboulbenia*) 170.  
*Chlaenii* (*Laboulbenia*) 201.  
*chlaeniicola* (*Laboulbenia*) 182.  
*Chloës* (*Graphyllum*) 1123.  
*chlorina* (*Lasiosphaeria*) 977.  
*chlorina* (*Sphaerella*) 868.  
*chlorostoma* (*Hypocrea*) 667.  
*Chodati* (*Lophionema*) 1111.

- Chodati (Zygosaccharomyces) 1314.  
 Chorisporae (Peronospora) 47.  
 Chrysanthemi (Protomycopsis) 1318.  
 chrysolepis (Nectria) 664.  
 Chrysophylli (Asterina) 471.  
 chrysosperma (Apiocrea) 676.  
*Chuquiragae* (*Strickeria*) 1048.  
*Chuquiragae* (Teichospora) 1048.  
 Cicutariae (Protomyces) 1317.  
*ciliata* (Dasyscypha) 1205.  
*ciliata* (*Torrendiella*) 1205.  
*ciliatospora* (Belospora) 1182.  
*ciliatospora* (*Ciboria*) 1182.  
*ciliatula* (Phialea) 1185.  
*cincta* (Valsa) 714.  
*cinerea* (*Sphaeria*) 1024.  
*cinerella* (Mollisia) 1193.  
*cinereo-maculans* (Stigmatea) 396.  
*cingulata* (Pseudothis) 767.  
*cinnabarina* (*Lachnella*) 760.  
*cinnabarina* (Nectria) 654.  
*cinnabarina* (*Peziza*) 760.  
*cinnabarina* (*Sphaeria*) 1068.  
*cinnabarinus* (Uleomyces) 1137.  
 Cinnamomi (Glomerella) 793.  
 Cinnamomi (Leptosphaeria) 986.  
 Cinnamomi (Valsaria) 764.  
*Cipadessae* (Asterina) 460.  
*circassica* (Valsa) 711.  
*circinalis* (Rhizomyces) 136.  
*circinans* (Cleistothecopsis) 1333.  
*circinans* (Pycnoderma) 434.  
*circinatum* (Chaetomium) 843.  
 Circopis (Rickia) 84.  
*circularis* (Hysterostomella) 410.  
*circularis* (*Oxydothis*) 630.  
*circularis* (Scolecodothis) 630.  
*circumdata* (Rickia) 83.  
*cirsiicola* (Pocosphaeria) 1003.  
 Citri (Amphisphaeria) 941.  
 Citri (Myriangium) 1137.  
 Citri (Nectria) 663.  
 Citri (*Sphaerulina*) 950.  
 Citri (Valsaria) 764.  
*citricola* (Melanomma) 1011.  
*citricola* (*Meliola*) 337.  
*citricola* (*Meliola*) 337.  
*citrina* (Woroninella) 17.  
*citricola* (Diaporthe) 755.  
*citricola* (Nummularia) 1090.  
*citrinum* (*Synchytrium*) 17.  
*citrinus* (Saccobolus) 1223.  
*cladodiicola* (Leptosphaeria) 997.  
*cladonema* (*Buellia*) 620.  
*cladonema* (*Dothidea*) 620.  
*cladonema* (Phaeodothis) 620.  
 Cladoniae (Physalospora) 801.  
 Cladoniae (Rosellinia) 831.  
*Cladoniae* (*Thrombium*) 801.  
*clandestinum* (Cenangium) 1227.  
*clavarioides* (Telephora) 1324.  
*clavata* (*Corynelia*) 1104, 1105.  
*clavatispora* (*Meliola*) 362.  
*clavatisporum* (Aithaloderma) 377.  
 Clavicipitis (Cordyceps) 700.  
*clavigera* (Valsa) 711.  
*clavisata* (Dimeriella) 248.  
*clavispora* (*Rhopographella*) 622.  
*clavispora* (*Meliola*) 505.  
*clavispora* (Meliolinopsis) 362.  
*clavispora* (Micropeltella) 521.  
*clavispora* (Patouillardina) 505.  
*clavispora* (Seynesia) 428.  
*clavispora* (Theissenula) 231.  
*clavulifera* (Laboulbenia) 166.  
 Clematidis (Pleospora) 1027.  
 Clematidis (*Sphaerella*) 882.  
 Clementiae (Dimerium) 256.  
 Cleomes (Pleospora) 1038.  
 Clerodendri (Amphisphaeria) 943.  
 Clerodendri (Diatrype) 740.  
 Clinocerae (Stigmatomyces) 120.  
 Clivinae (Misgomyces) 144.  
*clivinicola* (Laboulbenia) 205.  
 Clusiae (Clithris) 1271.  
 Clusiae (Guignardia) 785.  
 Clusiae (*Meliola*) 295.  
 Clusiae (*Sphaerella*) 869.  
*clypeata* (*Auerswaldia*) 609.  
*clypeata* (Phaeochorella) 609.  
*clypeata* (Phyllachora) 605.

- clypeata* (*Physalospora*) 605.  
*clypeata* (*Physalospora*) 806.  
*coacta* (*Lasiosphaeria*) 974.  
*Coarctatae* (*Didymella*) 907.  
*Cocae* (*Protomyces*) 1346.  
*coccifera* (*Castagnella*) 553.  
*coccifera* (*Henriquesia*) 1112.  
*cocciferum* (*Hysterium*) 1112.  
*coccinea* (*Nectria*) 654.  
*Coccinellidae* (*Stigmatomyces*) 124.  
*coccinellum* (*Hypoxylon*) 1082.  
*Coccocarpiæ* (*Nesolechia*) 1274.  
*Cocoës* (*Palawania*) 414.  
*Cocoës* (*Peroneutypella*) 731.  
*Cocoës* (*Rosellinia*) 832.  
*cocoina* (*Anthostomella*) 822.  
*coenobitica* (*Valsa*) 712.  
*coeruleotecta* (*Philocopra*) 848.  
*Coffeae* (*Ophiobolus*) 1066.  
*coffaicida* (*Leptosphaeria*) 990.  
*coffaicola* (*Physalospora*) 805.  
*colchicum* (*Chaetothyrium*) 378.  
*Coleosanthi* (*Leptosphaeria*) 981.  
*Colladoj* (*Meliola*) 341.  
*Collematum* (*Cercidospora*) 905.  
*Collematum* (*Didymella*) 905.  
*Colliguajae* (*Meliola*) 285.  
*colludens* (*Valsaria*) 763.  
*Colocasiae* (*Sphaerella*) 851.  
*colubrina* (*Dictyopeltis*) 513.  
*Columbiae* (*Sphaerella*) 889.  
*Coluteae* (*Eutypella*) 719.  
*Coluteae* (*Valsaria*) 763.  
*coluteicola* (*Pleospora*) 1032.  
*comata* (*Asterina*) 548.  
*comata* (*Bombardia*) 838.  
*comata* (*Trichodothis*) 548.  
*comedens* (*Apiospora*) 634.  
*comedens* (*Scirrhiachora*) 634.  
*communis* (*Laboulbenia*) 184.  
*Comocladiae* (*Meliola*) 264.  
*compacta* (*Asterina*) 549.  
*compacta* (*Cenea*) 1147.  
*compacta* (*Hydnocystis*) 1147.  
*Compositarum* (*Meliola*) 277.  
*Compositarum* (*Phaeoschiffnerula*) 233.  
*compressa* (*Rickia*) 80.  
*compressula* (*Pyrenopeziza*) 1196.  
*compressus* (*Enterobryus*) 33.  
*compressus* (*Stigmatomyces*) 122.  
*coymiana* (*Sphaerella*) 875.  
*concurra* (*Xylaria*) 1098.  
*coneglanensis* (*Hydrophilomyces*) 145.  
*coneglanensis* (*Laboulbenia*) 199.  
*Couepinae* (*Asterina*) 476.  
*Couepinae* (*Asterolibertia*) 476.  
*conferta* (*Godronia*) 1233.  
*conferta* (*Meliola*) 276, 355.  
*conferta* (*Micropeltis*) 1256.  
*conferta* (*Nectria*) 655.  
*conferta* (*Pyrenobotrys*) 635.  
*conferta* (*Stigmatea*) 635.  
*conferta* (*Vizella*) 1021.  
*confertissima* (*Asterina*) 458.  
*confinium* (*Sphaerella*) 877.  
*confluens* (*Anthostomella*) 823.  
*confluens* (*Asterella*) 427.  
*confluens* (*Gymnoascus*) 1145.  
*confluens* (*Neohenningsia*) 665.  
*confluens* (*Pyronema*) 1162.  
*conformis* (*Hysteropatella*) 1119.  
*conformis* (*Humaria*) 1164.  
*confragosa* (*Meliola*) 282.  
*confusa* (*Nectria*) 661.  
*confusus* (*Exoascus*) 1301.  
*confusus* (*Pezizellaster*) 1190.  
*confusus* (*Rhizomyces*) 137.  
*confusus* (*Tettigomyces*) 86.  
*congener* (*Ceratomyces*) 148.  
*congensis* (*Pseudothis*) 767.  
*congesta* (*Rosellinia*) 1079.  
*congestum* (*Hypoxylon*) 1079.  
*conglomerans* (*Leciographa*) 1290.  
*conglomerans* (*Melaspilea*) 1290.  
*conglomeratiformis* (*Sphaerella*) 853.  
*congoensis* (*Meliola*) 272.  
*congregata* (*Metasphaeria*) 954.  
*congregata* (*Parodiella*) 250.  
*congregata* (*Peziza*) 1160.

- congregata (Phaeopezia) 1206.  
 congregata (Phyllachora) 606.  
 congregata (*Plicaria*) 1206.  
 congregata (Trabutiella) 559.  
 congruens (Phyllachora) 581.  
 conica (Circinella) 6.  
 conica (Morchella) 1155.  
 conicola (Dasyscypha) 1203.  
 conidiophorum (Pythium) 28.  
 conigena (Mycosphaerella) 893.  
 conigena (*Rehmiellopsis*) 893.  
 Conii (Plasmopora) 65.  
 Coniothyrium (Leptosphaeria) 997  
 conjuncta (Pelletia) 423.  
 conjunctum (*Myiocopron*) 423.  
 Connari (Meliola) 279.  
 Connari (Phyllachora) 569.  
 Connari (Scolecopeltis) 525.  
 connarina (Phyllachora) 559.  
 Conocephali (Trabutia) 555.  
 conoidea (Metasphaeria) 957.  
 conorum (Sphaerella) 858.  
 Conringiae (Peronospora) 47.  
 consimilis (Micropeltis) 518.  
 consimilis (*Parodiella*) 391.  
 consociata (Metasphaeria) 961.  
 consors (Valsaria) 765.  
 continuus (Englerulaster) 490.  
 contorta (Meliola) 329.  
 contortus (Stigmatomyces) 110.  
 controversa (Apiospora) 613.  
 controversa (*Dothidea*) 613.  
 controversa (Stigmochora) 613.  
 convexa (*Buellia*) 1291.  
 convexa (Leciographa) 1291.  
 convexispora (Pyrenophora) 1041.  
 convexula (Sphaerella) 870.  
 convoluta (Cudonia) 1157.  
 convolutum (Chaetomium) 840.  
 konzattiana (Trabutia) 554.  
 cookeana (Nummularia) 1090.  
 Copelandi (Anthostomella) 824.  
 Coprighis (Rickia) 75.  
 coprogena (Ceratostomella) 1069.  
 coprogena (Humaria) 1165.  
 Copromyia (Lembosina) 429.  
 coprophila (Sordaria) 847.  
 coprophilus (Mucor) 4.  
 Copropori (Ecteinomyces) 141.  
 coptengalis (Rickia) 80.  
 coralloides (Calonectria) 679.  
 Corchori (Valsa) 715.  
 Cordiae (Dimerosporium) 243.  
 Cordiae (Massarinula) 912.  
 Cordiae (Stevensiella) 808.  
 Cordiae (Trabutiella) 808.  
 cordobensis (Calyptra) 371.  
 cordylinicola (Sphaerella) 875.  
 coriorum (Eurotium) 227.  
 Corisae (Coreomyces) 151.  
 cornealis (Mucor) 2.  
 corniculariformis (Asterula) 241  
 corniculata (Peroneutypa) 708.  
 Corni-maris (Lambertella) 1207.  
 cornina (Apiosporella) 914.  
 Cornuti (Rickia) 81.  
 cornutus (Rhizomyces) 137.  
 coronata (Amphisphaeria) 940.  
 coronata (Bordea) 106.  
 coronatus (Coccomyces) 1270.  
 coronifera (Sordaria) 845.  
 Coronillae (Apiosporiopsis) 794.  
 Coronillae (Pleospora) 1032, 1037  
 Coronillae-junceae (Sphaerulina)  
 949.  
 Coronopi (Peronospora) 47.  
 corraecola (Asterina) 471.  
 corruscans (Metasphaeria) 952.  
 corruscans (Micropeltis) 515.  
 corticioides (Hypocrea) 672.  
 corticis (Melanomma) 1011.  
 corticis (Pseudosaccharomyces)  
 1307.  
 corticola (Belonidium) 1213.  
 corticola (Griphosphaeria) 1024.  
 corticola (*Sphaeria*) 1024.  
 Coryli (Mamianiella) 708.  
 Corymbosi (Sphaerella) 861.  
 Corynitis (Dimeromyces) 68.  
 Coryphae (Anthostomella) 822.  
 Coryphae (Apiospora) 915.  
 Coryphae (Apiosporella) 915.  
 Coryphae (Hypoxylon) 1082.  
 Costaericae (Phyllachora) 573.

- costaricensis (Puiggarina) 608.  
 costaricensis (Seynesia) 428.  
 crassaria (Karschia) 1281.  
 crassicollis (Stigmatomyces) 117.  
 crassipes (Laboulbenia) 173.  
 crassipila (Trichosphaeria) 810.  
 crassispora (Stictis) 1252.  
 crassus (Autoicomycetes) 147.  
 crataegicola (Septoria) 883.  
 crataegicola (Sphaerella) 883.  
 Craterium (Trochila) 1262.  
 Cratyliae (Phyllachora) 591.  
 creberrima (Asterinella) 485.  
 creberrima (Gibberella) 686.  
 creberrima (Guignardia) 779.  
 crebra (Asterina) 463.  
 crebra (Metasphaeria) 958.  
 crenatissima (Meliola) 301.  
 crenato-furcata (Meliola) 313.  
 crepidicola (Protomyces) 1315.  
*Crepidis* (Protomyces) 1315.  
*Crepidis-paludosae* (Protomyces) 1316.  
*crinita* (Aleurina) 1207.  
*crinita* (Trichaleuris) 1207.  
 crispata (Laboulbenia) 162.  
*crispatus* (Rhizomyces) 137.  
 cristalligerum (Lachnum) 1201.  
 cristatella (Laboulbenia) 161.  
 Crotonis (Asterina) 453.  
 crozalsiana (Didymella) 906.  
 crozalsiana (Leptosphaeria) 992.  
*crozalsiana* (Sphaeria) 906.  
 Crozalsii (Leptosphaeria) 1001.  
 Crozalsii (Pleospora) 1034.  
 crucifera (Laboulbenia) 188.  
 crustacea (Rosellinia) 830.  
 crustacea (Tassiella) 830.  
 Cryptici (Laboulbenia) 195.  
 Cryptoderis (Pleuroceras) 708.  
 cryptogea (Phytophthora) 1332.  
 cryptotheca (Laboulbenia) 207.  
 Crysobalani (Sphaerella) 882.  
 crystallina (Orbilia) 1239.  
 ctenotricha (Chevalieria) 391.  
*ctenotrichum* (*Dimerosporium*) 391.  
 cubense (Catacauma) 564.  
 cubense (Hysterium) 1118.  
 cubispora (Genea) 1147.  
 Cucumeris (Nectriella) 641.  
 Cucurbitacearum (Meliola) 281.  
 Cucurbitae (Leptosphaeria) 995.  
 culmicola (Chaetopyrena) 961.  
 culmicola (Lasiosphaeria) 976, 997.  
*culmicola* (Metasphaeria) 961.  
 culmicola (Microdothella) 639.  
 culmigena (Hysteropsis) 1258.  
 culmigena (Pezizella) 1189.  
 culmorum (Hypoxyton) 1089.  
*culmorum* (Lasiosphaeria) 975.  
 Cunninghamae (Sphaerella) 858.  
 Cupaniae (*Lizoniella*) 631.  
 Cupaniae (Meliola) 341.  
 Cupaniae (Pseudosphaerella) 631.  
 cupularis (Limacinula) 387.  
*Curatellae* (*Moranoëlla*) 502.  
 curtipes (Cucujomyces) 215.  
 Curtisi (Cryptomyces) 1257.  
 curvasca (Pleospora) 1025.  
 curvata (Meliola) 356.  
 curvata (Saprolegnia) 1331.  
 curvatus (Corethromyces) 131.  
 curvicola (Melanospora) 649.  
 curvirostris (Stigmatomyces) 121.  
*curviseta* (Meliola) 362.  
 curviseta (Phaeodimeriella) 257.  
*curvispora* (*Scirrhiiella*) 914.  
 curvispora (Uncinula) 224.  
*curvispora* (*Uncinula*) 224.  
 curvispora (Phyllachora) 601.  
 cuyanum (Hysterographium) 1121.  
 cuyanum (Polysterium) 1122.  
 cyathea (Griggsia) 639.  
 Cyathea (Dasyscypha) 1205.  
*cyathearum* (*Dimeriella*) 249.  
 cyathearum (Lasioslemma) 249.  
 cyathoidea (Otthiella) 922.  
 cyathoidea (Phialea) 1185.  
 Cybocephali (Stichomyces) 136.  
 cyclopode (Meliola) 277.  
 Cydoniae (Physalospora) 805.  
 cydoniicola (Diaphorte) 753.

- cylindrocarpus* (*Cucujomyces*) 213  
*cylindrophora* (*Asterina*) 454.  
*cylindrophora* (*Meliola*) 301.  
*cylindrospora* (*Absidia*) 6.  
*cylindrospora* (*Melanopsamma*) 920.  
*cymindicola* (*Laboulbenia*) 186.  
*Cynanchi* (*Cenangium*) 1227.  
*Cynomarathri* (*Puccinia*) 1329.  
*Cyperi* (*Balansia*) 696.  
*Cyperi* (*Scirrhia*) 611.  
*Cyperi* (*Scirrhodothis*) 611.  
*cyphelloides* (*Peroneutypa*) 729.  
*Cytisi* (*Melanconis*) 747.  
*cyttarioides* (*Glaziella*) 647.  
*dacinus* (*Stigmatomyces*) 111.  
*Dactylidis* (*Sphaerella*) 566.  
*Daemonoropis* (*Anthostomella*) 821.  
*Daemonoropis* (*Merrilliopectis*) 916.  
*Daemonoropis* (*Oxydothis*) 916.  
*Dailodonti* (*Laboulbenia*) 201.  
*dakotense* (*Graphyllum*) 1122.  
*dakotensis* (*Pezizella*) 1188.  
*Dalbergiae* (*Auerswaldia*) 591.  
*dalbergiicola* (*Phyllachora*) 591.  
*danaëalis* (*Rickia*) 82.  
*Dangeardi* (*Zygorrhynchus*) 10.  
*Daphnes* (*Nectria*) 654.  
*Daphniphylli* (*Sphaerella*) 862.  
*Dasycarpi* (*Rhytisma*) 1266.  
*Dawei* (*Phyllachora*) 599.  
*dealbans* (*Sphaerella*) 875.  
*Dearnessii* (*Metasphaeria*) 955.  
*Dearnessii* (*Pleospora*) 1031.  
*Dearnessii* (*Pyrenopeziza*) 1197.  
*De Baryana* (*Achlya*) 26.  
*dearthricola* (*Bordea*) 106.  
*decipiens* (*Asterina*) 470.  
*decipiens* (*Auerswaldia*) 540.  
*decipiens* (*Corethromyces*) 132.  
*decipiens* (*Haplosporangium*) 12.  
*decipiens* (*Mimeomyces*) 95.  
*decipiens* (*Synchytrium*) 17.  
*decolorans* (*Didymosphaeria*) 928  
*decolorans* (*Lembosia*) 492.  
*decolorans* (*Protascus*) 15.  
*decolorans* (*Wolkia*) 15.  
*decorata* (*Achlya*) 26.  
*decorticans* (*Valsa*) 711.  
*decumbens* (*Chantransiopsis*) 216  
*decumbens* (*Dissophora*) 12.  
*deformans* (*Hypoderma*) 1123.  
*deformans* (*Othia*) 946.  
*deformans* (*Physoderma*) 21.  
*degenerans* (*Bolosphaera*) 926.  
*degenerans* (*Dimerium*) 926.  
*degenerans* (*Hypocrea*) 670.  
*degenerans* (*Pseudophacidium*) 1260.  
*degenerans* (*Sporonema*) 1260.  
*Deleamar* (*Mucor*) 7.  
*Deleamar* (*Rhizopus*) 7.  
*Deltomeri* (*Laboulbenia*) 159.  
*Demangei* (*Ascobolus*) 1222.  
*deminuta* (*Guignardia*) 783.  
*Demonoropis* (*Anthostomella*) 821.  
*dendritica* (*Phyllachora*) 602.  
*densa* (*Asterina*) 467.  
*densa* (*Diaporthe*) 756.  
*densa* (*Trichothyriopsis*) 507.  
*densum* (*Hydnangium*) 1328.  
*densum* (*Trichothyrium*) 507.  
*Dentariae* (*Peronospora*) 46.  
*Dentariae macrophyllae* (*Peronospora*) 47.  
*denticulatus* (*Monoicomyces*) 94.  
*dentifera* (*Meliola*) 272.  
*depauperata* (*Rickia*) 81.  
*depressa* (*Fracchiea*) 777.  
*depressa* (*Pyrenophora*) 1045.  
*depressula* (*Meliola*) 268.  
*depressulum* (*Hyaloderma*) 232.  
*depressum* (*Haplostroma*) 745.  
*Dercyli* (*Laboulbenia*) 175.  
*dermatoidea* (*Mollisia*) 1192.  
*dermatoidea* (*Lagerheima*) 1276.  
*Derridis* (*Auerswaldia*) 592.  
*Derridis* (*Meliola*) 303.  
*Desgodii* (*Laboulbenia*) 172.  
*Desmazierii* (*Eurotium*) 227.  
*Desmazierii* (*Sacidium*) 911.

- Desmodii (Aphysa) 925.  
 Desmodii (Puttemansiella) 838.  
 Desmodii (Phaeosphaerella) 921  
 desmodiicola (Meliola) 305.  
 desmosporum (Peristonium) 229.  
 Detonia (Lamprospora) 1206.  
 Detonia (Phaeopezia) 1206.  
 devexirostris (Ecteinomyces) 140.  
 Diabroticae (Laboulbenia) 205.  
 diaphana (Asterina) 472.  
 diaphana (Scutula) 1284.  
 diaphorella (Asterina) 471.  
 Diantherae (Bagnisiella) 1134.  
 dianthicola (Sphaerella) 855.  
 Diapetis (Stigmatomyces) 120.  
 dichotoma (Rickia) 81.  
 dichromotricha (Pyrenophora)  
 1043.  
 Dickiae (Aulographum) 411.  
 Dickiae (Lembosiodothis) 411.  
 Didymopanacis (Sphaerella) 852  
 Diedickei (Physalospora) 796.  
 Dieffenbachiae (Meliola) 269.  
 diffusa (Podocapsa) 1146.  
 diffusum (Podocapsium) 1146.  
 digitatus (Hydrophilomyces) 145  
 dilatata (Anthostomella) 823.  
 dilatata (Laboulbenia) 198.  
 Dilleniae (Asterina) 449.  
 Dilleniae (Asterina) 449.  
 Dimeriae (Phyllachora) 578.  
 diminuens (Naevia) 1245.  
 Dineustris (Laboulbenia) 172.  
 Dinochloae (Dimerosporium) 369  
 Dinochloae (Guignardia) 784.  
 Diopsidis (Endosporella) 220.  
 Dionochloae (Physalospora) 799.  
 Dioscoreae (Bagnisiopsis) 390.  
 Dioscoreae (Phyllachora) 406.  
 dioscoreicola (Sphaerella) 860.  
 Diospyri (Meliola) 284.  
 Diospyri (Meliola) 284.  
 Diospyri (Sphaerella) 860.  
 Dipholidis (Meliola) 344.  
 diplochaeta (Meliola) 312.  
 diplochaeta (Meliola) 312.  
 Diplocoeli (Cucujomyces) 214.  
 Diplotaxidis (Peronospora) 48.  
 Dipteridis (Melanoplaca) 414.  
 Diptercarpi (Asterinella) 480.  
 Dischidiae (Phyllachora) 567.  
 disciformis (Auerswaldia) 541.  
 Discocerinae (Stigmatomyces) 113  
 discoidea (Cocconia) 628.  
 discoidea (Nectria) 657.  
 discoidea (Valsaria) 764.  
 discolor (Phacidiella) 1261.  
 discophora (Anthostomella) 818.  
 discophora (Discosphaerina) 793.  
 Discopomae (Rickia) 77.  
 discrepans (Calloria) 1241.  
 discreta (Rickia) 78.  
 discriminis (Peroneutypa) 729.  
 disjuncta (Hypocrella) 692.  
 disjunctum (Hypoxylon) 1081.  
 dislocatus (Ceraimyces) 139.  
 dispar (Dothidella) 614.  
 dispar (Endothella) 614.  
 dispersa (Rosellinia) 835.  
 disseminata (Molleriella) 1139.  
 disseminata (Phyllachora) 588.  
 disseminata (Setella) 384.  
 distincta (Asterina) 476.  
 distinguenda (Asterinella) 484.  
 distinguenda (Laboulbenia) 192.  
 distortus (Stigmatomyces) 116.  
 ditopa (Ditopella) 708.  
 ditissima (Asterina) 462.  
 ditissima (Sphaerella) 877.  
 ditricha (Asterina) 275.  
 ditricha (Meliola) 275.  
 divaricatus (Stigmatomyces) 110.  
 divergens (Sphaerulina) 949.  
 divergens (Stigmatomyces) 108.  
 diversipes (Laboulbenia) 191.  
 diversispora (Nesolechia) 1275.  
 Dohrni (Eumisgomyces) 144.  
 Dolicaonthis (Laboulbenia) 159.  
 Dolichi (Aecidium) 17.  
 Dolichi (Woroninella) 17.  
 dolichogena (Phyllachora) 590.  
 dolichospora (Calomastia) 829.  
 dolichospora (Phyllachora) 598.  
 dolichospora (Rocellinia) 829.

- Doliclum* (*Leptosphaeria*) 981.  
*Dombeyae* (*Phyllachora*) 604.  
*Dombeyae* (*Physalospora*) 604.  
*dominicana* (*Atichia*) 1299.  
*dominicensis* (*Rickia*) 81.  
*donacina* (*Acerbia*) 1059.  
*donacina* (*Anthostomella*) 819.  
*donacina* (*Massarinula*) 912.  
*donacina* (*Phyllachora*) 578.  
*Donacis* (*Epichloë*) 695.  
*dothideoides* (*Clypeolum*) 610.  
*dothideoides* (*Rehmiodothis*) 610.  
*Drabae* (*Peronospora*) 48.  
*Drabae* (*Peronospora*) 48.  
*Drimydis* (*Bagnisiella*) 635.  
*Drimydis* (*Crotone*) 635.  
*Drimydis* (*Lembosia*) 549.  
*Drimydis* (*Leveillella*) 549.  
*Drimydis* (*Montagnella*) 635.  
*drobnjakensis* (*Sphaerella*) 877.  
*dryadea* (*Leptosphaeria*) 980.  
*Drymariae* (*Sphaerella*) 855.  
*Drymeia* (*Didymella*) 902.  
*drypeticola* (*Phyllachora*) 572.  
*dubia* (*Pyrenophora*) 1044.  
*dubia* (*Sphaerella*) 887.  
*dubium* (*Exobasidium*) 1325.  
*dubius* (*Coccomyces*) 1269.  
*Ducellieri* (*Physalosporina*) 645.  
*Dulcamarae* (*Metasphaeria*) 960.  
*Dulcamarae* (*Platystomum*) 1111.  
*Durionis* (*Homostegia*) 626.  
*durmitorensis* (*Guignardia*) 792.  
*durmitorensis* (*Nemacyclus*) 1254.  
*Dussiae* (*Catacauma*) 560.  
*duvaucicola* (*Zignoella*) 964.  
*Dysonichae* (*Laboulbenia*) 176.  
*Earlii* (*Meliola*) 349.  
*Ebeni* (*Coniothyrium*) 1009.  
*Ebeni* (*Hendersonia*) 1009.  
*Ebeni* (*Melanomma*) 1009.  
*ebulicola* (*Pyrenopeziza*) 1196.  
*ebulina* (*Sphaerella*) 855.  
*echinata* (*Acantharia*) 1132.  
*echinata* (*Mycolangoisia*) 507.  
*echinatum* (*Dimerosporium*) 1132.  
*Ectocarpii* (*Pleotrachelus*) 14.  
*Edgeworthiae* (*Dothidea*) 547.  
*effusa* (*Boerlagella*) 1023.  
*effusa* (*Guignardia*) 784.  
*effusa* (*Laestadia*) 784.  
*effusa* (*Nectria*) 654.  
*effusa* (*Peronospora*) 40.  
*effusa-major* (*Peronospora*) 39.  
*effusum* (*Ascocorticium*) 1299.  
*effusum* (*Hypoxylon*) 1080, 1083.  
*egenula* (*Botryosphaeria*) 812.  
*Elaeagni* (*Amphisphaeria*) 939.  
*Elaeagni* (*Asterinella*) 481.  
*Elaeagni* (*Pleomassaria*) 1046.  
*Elaeagni* (*Valsa*) 710.  
*Elaeocarpi* (*Asterina*) 452.  
*Elaeocarpi* (*Meliola*) 284.  
*Elaphri* (*Laboulbenia*) 202.  
*elatina* (*Ciboria*) 1182.  
*elatina* (*Rutstroemia*) 1182.  
*elatum* (*Microthyrium*) 426.  
*elegans* (*Biatora*) 1276.  
*elegans* (*Biatorella*) 1276.  
*elegans* (*Cucujomyces*) 214.  
*elegans* (*Empusa*) 13.  
*elegans* (*Eudimeriolum*) 245.  
*elegans* (*Helodiomyces*) 145.  
*elegans* (*Hydrophilomyces*) 145.  
*elegans* (*Ilytheomyces*) 125.  
*elegans* (*Peyerimhoffiella*) 208.  
*elegans* (*Rickia*) 78.  
*elegantissima* (*Laboulbenia*) 201.  
*elegantissimus* (*Stephanomyces*) 128.  
*elegantula* (*Seynesia*) 412.  
*ellipsospora* (*Hydnotria*) 1150.  
*elliptica* (*Leptodothiora*) 1265.  
*elliptica* (*Rickia*) 78.  
*ellisianum* (*Chaetomium*) 240.  
*Elmeri* (*AcrospERMUM*) 1129.  
*Elmeri* (*Anthostomella*) 825.  
*Elmeri* (*Anthostomella*) 1018.  
*Elmeri* (*Asterina*) 470.  
*Elmeri* (*Catacauma*) 562.  
*Elmeri* (*Meliola*) 331.  
*Elmeri* (*Phyllachora*) 562.  
*Elmeri* (*Schizochora*) 565.  
*Elmeri* (*Trabutia*) 555.

- elongata (Eutypella) 721.  
 elongata (Nadsonia) 1311.  
 elongatum (Melogramma) 1016.  
 elongatus (Chitonomyces) 88.  
*elongatus* (Chitonomyces) 88.  
 elongatus (Coreomyces) 151.  
 Elymi (Ophiodithis) 698.  
 Embeliae (Hyponectria) 643.  
 Embeliae (Phyllachora) 570.  
 Embeliae (Physalospora) 797.  
 emergens (Venturia) 899.  
 emersa (Melanopsamma) 920.  
 eminens (Thyridaria) 769.  
 Emmoti (Crotone) 635.  
*Emmoti* (Dothidea) 635.  
 Empetri (Cenangium) 1228.  
*Empetri* (Cenangium) 1232.  
 Empetri (Duplicaria) 1255.  
 Empetri (Phaeangella) 1232.  
*encaustica* (Epiphora) 624.  
*encaustica* (Homostegia) 624.  
 encaustica (Telimena) 624.  
*endocrypta* (Dothidea) 550.  
 endocrypta (Leveillina) 550.  
 endogaea (Laboulbenia) 177.  
 endogaeus (Dioicomyces) 105.  
 Endospermi (Sphaerella) 862.  
 Engelhardtiae (Phyllachora) 586.  
 ensiferus (Chitonomyces) 89.  
 entomophila (Amphoromorpha)  
 217.  
 epicalamium (Pseudohelotium)  
 1191.  
*epicrassa* (Buellia) 933.  
 epicrassa (Didymosphaeria) 933.  
 epigena (Melaspilea) 1282.  
 Epilobii (Aulogramma) 427.  
 Epilobii (Aylographella) 427.  
 epimelaena (Kalmusia) 770.  
 epimyces (Calonectria) 680.  
*epimyces* (Hyalocrea) 680.  
 epimyces (Loranthomyces) 507.  
 epimyces (Pezizella) 1187.  
 Ephedrae (Acerbia) 1058.  
 Ephedrae (Fenestella) 773.  
 Ephedrae (Pyrenophora) 1643.  
 Ephedrae (Physalospora) 798.  
 epiphylla (Peronospora) 42.  
*epiphylla* (Peronospora) 39.  
 epiphylla (Scutula) 1284.  
 epipolytrope (Didymella) 907.  
 epiramalina (Pharcidia) 896.  
 Episcaphae (Rickia) 83. -  
 Episcaphulae (Rickia) 84.  
 episemoides (Karschia) 1281.  
*episemoides* (Lecidea) 1281.  
 episphaeria (Neopeckia) 944.  
 epistigmella (Pharcidia) 895.  
 Epitrichis (Ceraimyces) 139.  
*epitypha* (Phyllachora) 666.  
 epitypha (Septomazzantia) 666.  
 epixyla (Micropeltis) 515.  
 equinus (Rhizopus) 9.  
 erebia (Phyllachora) 590.  
 erectiuscula (Laboulbenia) 190.  
 eres (Diaporthe) 708.  
 ericetorum (Phacopsis) 1294.  
 ericetorum (Stigmatidium) 1294.  
 erigeronicola (Dimeriella) 247.  
 erinacea (Ophionectria) 689.  
 Erlangeae (Sphaerella) 856.  
 eryngina (Sphaerella) 890.  
 Eriobotryae (Leptosphaeria) 999.  
*Eriobotryae* (Phacosphaeria) 999.  
 Eriobotryae (Pleospora) 1035.  
 Eriochloae (Phyllachora) 579.  
 Eriodendri (Phaeosphaerella) 924.  
 Erophilae (Peronospora) 48.  
 erostris (Ceratomyces) 148.  
 Erucastri (Peronospora) 48.  
 Erysimi (Peronospora) 48.  
*Erysimi cheiranthoidis* (Peronospora) 48.  
*Erysimi repandi* (Peronospora)  
 48.  
 erysiphina (Zukalia) 380.  
 Erythraeae (Kretzschmaria) 1084.  
 erythraea (Peziza) 1160.  
 erythraea (Xylaria) 1099.  
 erythrina (Calonectria) 682.  
 Erythrinae (Meliola) 305.  
 erythroseptica (Phytophthora)  
 35, 37.  
 Erythroxyli (Sphaerella) 861.

- Escalerae (Pleosphaeria) 1054.  
 Escalerae (Pleospora) 1027.  
 escaleriana (Pleospora) 1031.  
 Escalloniae (Phaeophacidium) 1258.  
*Escalloniae* (*Phyllachora*) 559.  
 Escalloniae (Trabutia) 559.  
 escharoides (Asterina) 447, 455.  
 Espeletiae (Phyllachora) 568.  
 Espinosae (Cyttaria) 1154.  
 Esulae (Peronospora) 55.  
 etrusca (Laboulbenia) 197.  
 Eucalypti (Hypospila) 1076.  
 eucalyptina (Didymosphaeria) 934.  
 Euconni (Stigmatomyces) 119.  
 eudonia (Xylaria) 1098.  
 Eudorinae (Rhizophidium) 19.  
 euganea (Physalospora) 807.  
 Eugeniae (Angatia) 1137.  
 Eugeniae (Asterina) 461.  
 Eugeniae (Lembosia) 494.  
 Eugeniae (Micronectria) 691.  
 euglypta (Coccodothis) 549.  
*euglypta* (*Phyllachora*) 549.  
 cumetabola (Laboulbenia) 206.  
 Eumorphi (Rickia) 83.  
 eupatoricola (Sphaerella) 857.  
 Eupatorii (Phaeodotiopsis) 617.  
 Euphorbiaceae (Gnomonia) 1073.  
 Euphorbiae (Plagiostoma) 708.  
 Euphorbiae glyptospermae (Peronospora) 55.  
 Euphorbiae-spinosae (Guignardia) 782.  
 Euplinis (Laboulbenia) 204.  
 eupyrena (Didymella) 909.  
 europaea (Eubropolis) 1248.  
 europaea (Zukalia) 381.  
 Europsis (Rickia) 82.  
*Eurotiae* (*Albugo*) 34.  
 Eurotiae (Cystopus) 34.  
 Eurotiae (Didymella) 902.  
 Euryae (Sphaerella) 888.  
 Eurysomae (Laboulbenia) 175.  
 euryspora (Nectria) 658.  
 Euschizomeri (Laboulbenia) 203.  
 Eusinae (Stigmatomyces) 120.  
 Euterpes (Eutypa) 727.  
 Eutypa (Holstiella) 767.  
 Eutypae (Didymosphaeria) 929.  
 eutypoides (Didymella) 903, 910.  
 Euxesti (Rickia) 82.  
 euzerconalis (Rickia) 79.  
*evanescens* (*Dothidella*) 412.  
 evanescens (Hysterostroma) 412  
*Evansii* (*Albugo*) 34.  
 Evansii (Cystopus) 34.  
 Evansii (Phyllachora) 586.  
 Evansii (Trabutia) 557.  
 Evonymi (Diaporthe) 752.  
 Evonymi (Micropeltis) 515.  
*examinans* (*Dothidea*) 540.  
 exappendiculata (Calonectria) 682.  
*excavata* (*Curreya*) 552.  
 excavata (Dictyodothis) 552.  
 excavata (Rickia) 79.  
 excavatus (Chytonomyces) 91.  
 excavatus (Stigmatomyces) 118.  
 excelsa (Xylaria) 1102.  
 excelsior (Beloniopsis) 1216.  
 excelsum (Hypoxylon) 1083.  
 excipulata (Leucopezis) 1198.  
 exculpta (Parmulina) 415.  
 eximia (Chaetosphaeria) 1014.  
 exigua (Phyllachora) 579.  
 exigua (Sphaerella) 886.  
 exiguistroma (Diaporthe) 758.  
 eximia (Pezicula) 1194.  
 Exocarpi (Meliola) 341.  
 extensa (Hypocrea) 668.  
 extranea (Diaporthe) 758.  
 Faberi (Phytophthora) 35.  
 Fagarae (Asterina) 469.  
*fagaricola* (*Leptosphaerella*) 1000  
 fagaricola (Leptosphaeria) 1000.  
 Fagi (Phytophthora) 35.  
 faginea (Botryosphaeria) 975.  
 faginea (Lasiosphaeria) 975.  
 faginea (Melanconis) 747.  
 Fagniezi (Rhachomyces) 210.  
 Fagopyri (Sclerotinia) 1180.  
 Fagraeae (Meliola) 310.

- Fagraeae (Morenoëlla) 501.  
 Fairmani (Beloniella) 1212.  
*Fairmani* (*Belonium*) 1212.  
 Fairmani (Calloria) 1241.  
 falcata (Eutypa) 727.  
 falcata (Meliola) 334.  
 falcatus (Dioicomycetes) 102.  
 falcatus (Ilytheomyces) 126.  
 fallaciosa (Asterina) 445.  
 fallax (Protomyces) 1317.  
 farinacea (Mycobilimbia) 1290.  
*fasciculata* (*Bombardia*) 847.  
 fasciculata (Laboulbenia) 170.  
 fasciculata (Rizalia) 364.  
 fasciculata (Sporormia) 1015.  
 Feae (Laboulberia) 202.  
 fecunda (Dictyothyria) 512.  
*fecundum* (*Myiocopron*) 512.  
*Feijoa* (*Asteridium*) 1132.  
 Feijoa (Phanerococcus) 1132.  
 felipponeana (Dothidina) 541.  
*felipponeana* (*Auerswaldia*) 541.  
 fenestrata (Pseudovalsa) 1016.  
*jennica* (*Mazzantia*) 592.  
 fertilissima (Diplochorella) 632.  
 festiva (Guignardia) 783.  
*festiva* (*Laestadia*) 783.  
 Festucae (Pyreniella) 807.  
*Festucae* (*Sphaeria*) 807.  
 fibrincola (Plecsphaeria) 1052.  
 Fici (Ophiodothella) 629.  
*Fici* (*Ophiodothis*) 629.  
 Fici - Dekdekenae (Trabutia) 556  
 Fici - elasticae (Leptosphaeria) 988.  
 Fici - Hochstetteri (Trabutia) 556.  
 ficina (Physalospora) 802.  
 ficina (Seynesia) 429.  
 ficina (Tephrosticta) 1023.  
 Ficum (Meliola) 323.  
 Fieberi (Chaetomium) 829.  
*Fiebrigii* (*Auerswaldia*) 541.  
 filarius (Ecteinomyces) 141.  
 filicicola (Coccomycetes) 1267.  
 filicina (Leptopeltis) 394.  
 filicina (Monorhizina) 415.  
*filicina* (*Rhytisma*) 415.  
 filicinum (Leptopeltis) 1255.  
 filifera (Rickia) 79.  
 filiformis (Xylaria) 1102.  
 fimbriata (Mamiania) 708.  
 fimbriatum (Aulographum) 438.  
 fimbriatum (Phragmothyrrium) 430  
 fimbriatum (Pycnocarpon) 509.  
 fimicola (Ascophanus) 1219.  
 fisciculum (Chaetomium) 839.  
 Flagellariae (Anthostoma) 743.  
 flagellata (Laboulbenia) 192.  
 flagellifera (Rickia) 84.  
 flageoletiana (Nectria) 659.  
 flageoletiana (Nitschkea) 776.  
 flammeola (Sphaerostilbe) 666.  
 flava (Dothidella) 546.  
 flavido-carnea (Nectria) 655.  
 flavidulus (Arachnomyces) 228.  
 flavo-lanatus (Hypomyces) 675.  
 flavum (Thyridium) 771.  
 flavus (Gymnomyces) 1328.  
 flexata (Laboulbenia) 158.  
 floerkeana (Rosellinia) 831.  
 fluens (Endothia) 760.  
*fluens* (*Sphaeria*) 760.  
 fluminensis (Phyllachora) 604.  
*fluminensis* (*Physalospora*) 604.  
 fluorescens (Ascophanus) 1219  
 foliicola (Leptosphaeria) 993, 997.  
 folliculata (Leptosphaeria) 995.  
 formicarum (Tyridiomyces) 1304.  
 formicetorum (Corethromycetes) 132.  
 formicicola (Rickia) 74.  
 Formicillae (Dioicomycetes) 102, 105.  
 formosa (Laboulbenia) 196.  
 Fourcroyae (Amphisphaeria) 938  
 Forsteroniae (Meliola) 266.  
*fossarum* (*Biatorella*) 1276.  
*fossarum* (*Lecideia*) 1276.  
*fossarum* (*Tromera*) 1276.  
 fragilis (Autoicomycetes) 147.  
 fragillima (Nummularia) 1089.  
 fragosoana (Phyllachora) 573.  
 Freycinetiae (Guignardia) 790.  
 Freycinetiae (Hypoxylon) 1082

- frigidella* (*Lecidea*) 1275.  
*frigidella* (*Nesolechia*) 1275.  
*Fritzei* (*Phaeospora*) 1003.  
*fructicola* (*Didymella*) 911.  
*fructicola* (*Didymosphaeria*) 934.  
*fructicola* (*Didymosphaeria*) 911.  
*Frullaniae* (*Coleroa*) 399.  
*Frustulosae* (*Müllerella*) 816.  
*fucicola* (*Didymosphaeria*) 927.  
*fuliginosa* (*Antennulariella*) 249.  
*fuliginosa* (*Laboulbenia*) 161.  
*fulvescens* (*Ombrophila*) 1235.  
*fulvo-ochraceum* (*Hypoxylon*) 1081.  
*fulvus* (*Hymenogaster*) 1327.  
*fumaginea* (*Asterella*) 441.  
*funebri* (*Laboulbenia*) 161.  
*funeralis* (*Laboulbenia*) 160.  
*funerea* (*Laboulbenia*) 191.  
*fungorum* (*Amphisphaeria*) 939.  
*Funtumiae* (*Meliola*) 266.  
*Funtumiae* (*Nectria*) 651.  
*furcata* (*Rickia*) 77.  
*furcifera* (*Lachnea*) 1173.  
*furcillata* (*Meliola*) 325.  
*furfuraceum* (*Odontotrema*) 1251.  
*fusca* (*Tapesia*) 1199.  
*fuscata* (*Laboulbenia*) 157.  
*fuscescens* (*Dioicomyces*) 101.  
*fuscescens* (*Laboulbenia*) 182.  
*fuscicola* (*Lulworthia*) 1059.  
*fuscidula* (*Leptosphaeria*) 996.  
*fuscines* (*Stigmatomyces*) 124.  
*Fusco-atrae* (*Trichothecium*) 927.  
*fusco-atratum* (*Lecanidion*) 1287.  
*fusco-coriacea* (*Guignardia*) 782.  
*fusco-disca* (*Nummularia*) 1089.  
*fusco-maculans* (*Rosellinia*) 830.  
*fusco-pallidula* (*Cenangella*) 1231.  
*fusco-purpurea* (*Nectria*) 652.  
*fuscula* (*Laboulbenia*) 180, 198.  
*fusiforme* (*Chaetomium*) 841.  
*fusispora* (*Astrosphaeriella*) 937.  
*fusispora* (*Homostegia*) 624.  
*fusispora* (*Lachnea*) 1174.  
*fusispora* (*Phragmocarpella*) 624.  
*fusispora* (*Rosellinia*) 829.  
*Gaduae* (*Eutypa*) 726.  
*Gaduae* (*Rhopographella*) 622.  
*gahianum* (*Hysterium*) 1116.  
*gaillardiana* (*Meliola*) 329.  
*Gailloniae* (*Pleospora*) 1036.  
*Galactiae* (*Meliola*) 304.  
*galactina* (*Guignardia*) 786.  
*galactina* (*Laestadia*) 786.  
*Galactinae* (*Physalospora*) 802.  
*Galatea* (*Sphaerella*) 891.  
*galeatus* (*Tettigomyces*) 86.  
*Galeritae* (*Laboulbenia*) 190.  
*Galii* (*Mazzantia*) 708.  
*Galii veri* (*Peronospora*) 59.  
*Galiorum* (*Leptosphaeria*) 991.  
*Galipeae* (*Meliola*) 338.  
*gallica* (*Ceriosporella*) 962.  
*gallica* (*Pirottaea*) 1200.  
*gallica* (*Zignoella*) 967.  
*gallicum* (*Lopodostoma*) 745.  
*gallifera* (*Nectria*) 655.  
*galligena* (*Leptosphaeria*) 1002.  
*Gambellii* (*Dictyochora*) 628.  
*Garciae* (*Catacauma*) 551.  
*Garcinae* (*Meliola*) 295.  
*Garcinae* (*Scolecopeltis*) 524.  
*Gardnerii* (*Genea*) 1147.  
*Gardnerii* (*Tuber*) 1153.  
*Garovaglii* (*Didymella*) 905.  
*Gastrolobii* (*Achorella*) 548.  
*Gastrolobii* (*Lizoniella*) 548.  
*Gaultheriae* (*Leptosphaeria*) 982.  
*Gaultheriae* (*Phacidium*) 1260.  
*gäumanniana* (*Peronospora*) 44.  
*gelatinicola* (*Eurotium*) 227.  
*gelatinosa* (*Calloriopsis*) 1242.  
*gelatinosa* (*Coryne*) 1242.  
*gelatinosa* (*Mollisia*) 1242.  
*gemmata* (*Miniaecia*) 1189.  
*gemmata* (*Pezizella*) 1189.  
*geniculata* (*Meliola*) 265.  
*geniculata* (*Uncinula*) 223.  
*geniculatus* (*Cryptandromyces*) 213.  
*geniculatus* (*Synandromyces*) 107.  
*Genistae* (*Diaporthe*) 757.

- Genistae - ibericae (Pleospora) 1038.  
 Gentianae (Pichia) 1312.  
 Gentianae (Saccharomyces) 1305.  
 gentianaecolum (Lophiotrema) 1107.  
 geografica (*Lembosia*) 403.  
 geografica (*Pseudolembosia*) 403.  
 Geographici (*Nesolechia*) 1276.  
 Geographici (Rhymbocarpus) 1276.  
 Geopora (Guttularia) 240.  
 Geostibae (Monoicomyces) 94.  
 geophilus (*Ascobolus*) 1222.  
 germanicus (*Pseudosaccharomyces*) 1308.  
 Gesneraceae (*Cocconia*) 491.  
 Gesneraceae (*Symphaster*) 491.  
 Gesneriae (Meliola) 292.  
 gentilis (*Phyllachora*) 599.  
 Giardi (*Laboulbenia*) 158.  
 gibbosa (*Laboulbenia*) 206.  
 gibbus (*Trenomyces*) 129.  
 gigantea (*Hypocrea*) 668.  
 gigantea (*Plecomassaria*) 1046.  
 gigantea (*Poronia*) 1095.  
 giganteum (*Dictyothyrium*) 512.  
 Gigantochloae (*Auerswaldia*) 540.  
 Gigantochloae (*Clypeosphaeria*) 1007.  
 Gigantochloae (*Dothidella*) 545.  
 Gigantochloae (*Metasphaeria*) 954.  
 Gigantochloae (*Phaeodothis*) 618.  
 Gigantochloae (*Rhopographella*) 622.  
*Gigantochloae* (*Scirrhia*) 546.  
 Gigantochloae (*Xylaria*) 1097.  
 gigaspora (*Eutypa*) 728.  
 gigaspora (*Rosellinia*) 744.  
 gigasporum (*Anthostoma*) 744.  
 gilvum (*Lophodermium*) 1125.  
 gilvum (*Nemacyclus*) 1253.  
 Givessii (*Medusomyces*) 1314.  
 glaberrimum (*Cenangium*) 1228.  
 glabra (*Meliola*) 335.  
 glabrata (*Tryblidiella*) 1119.  
 glabroides (*Meliola*) 273.  
 glabrum (*Hydnangium*) 1328.  
 glacialis (*Didymella*) 905.  
 glacialis (*Humaria*) 1167.  
 glacialis (*Plicaria*) 1167.  
 Glandulosae (*Valsa*) 715.  
 glaucescens (*Xylaria*) 1097.  
 Gleditschiae (*Meliola*) 306.  
 Gliricidiae (*Cenangella*) 1231.  
 Gliricidiae (*Eutypella*) 720.  
 Gliricidiae (*Meliola*) 306.  
 Gliricidiae (*Nectria*) 663.  
 Gliricidiae (*Nummularia*) 1089.  
 globifera (*Asterina*) 230.  
 globiferum (*Euthypton*) 230.  
 globosa (*Cyphella*) 1324.  
 globosa (*Hypocrella*) 695.  
 globosum (*Synchytrium*) 18.  
 globosus (*Mucor*) 3.  
 globulifera (*Asterina*) 476.  
 globulifera (*Lembosia*) 497.  
 globulifera (*Mortierella*) 13.  
 globulosa (*Darwiniella*) 551.  
 globulosa (*Phragmodothella*) 551.  
 Glochidii (*Phyllachora*) 572.  
 Glomelliferae (*Karschia*) 1279.  
 Glomelliferae (*Lecidea*) 1279.  
 glomerata (*Achlya*) 27.  
 glomerata (*Saprolegnia*) 24.  
 glonicoidea (*Lembosia*) 492.  
 glossophorus (*Dioicomyces*) 102.  
 glyceriicola (*Beloniopsis*) 1216.  
 Glycosmidis (*Phyllachora*) 603.  
 Gmelinae (*Asterinella*) 485.  
 Gnaphalii (*Ophiobolus*) 1063.  
 Gnidii (*Sphaerella*) 889.  
 Gnipae (*Phyllachora*) 606.  
 gomphoidea (*Kretzschmaria*) 1084.  
 Gouaniae (*Catacaumella*) 564.  
 gracilipes (*Laboulbenia*) 155.  
 gracilis (*Asterinella*) 481.  
 gracilis (*Dichomyces*) 87.  
 gracilis (*Lachnaster*) 1202.  
 gracilis (*Laboulbenia*) 187, 192.  
 gracilis (*Phacidium*) 1255.

- gracilis* (Rhizomyces) 137.  
*gracilis* (Rickia) 82.  
 Graffi (Dimorina) 246.  
*graffianus* (Ophiobolus) 1053.  
*graminella* (Telimena) 623.  
*graminicola* (Bremia) 63.  
*graminicola* (Calonectria) 680.  
*graminicola* (Calonectria) 681.  
*graminicola* (Stictis) 1252.  
*graminis* (Asteroma) 868.  
*graminis* (Hypochnus) 1324.  
*graminis* (Phyllachora) 577.  
*graminis* (Sphaerella) 868.  
*grammocarpa* (Asterina) 473.  
*grammodes-reticulata* (Parodiella) 251.  
*Grammatophylli* (Microthyrium) 425.  
*grandis* (Naevia) 1246.  
*grandis* (Palawania) 414.  
*grandis* (Pleomassaria) 1047.  
*grandis* (Titanella) 1047.  
*grandispora* (Anthostomella) 819.  
*granulata* (Humaria) 1165.  
*granulosa* (Laboulbenia) 157.  
*graphidioides* (Peroneutypella) 730.  
*graphica* (Catacauma) 562.  
*graveolens* (Geopora) 1149.  
*Gravesii* (Rosellinia) 828.  
*gregaria* (Sydowia) 964.  
*Grenadae* (Chitonomyces) 90.  
*grenadinus* (Stigmatomyces) 114.  
*Grewiae* (Niptera) 1210.  
*Griffithii* (Parodiella) 251.  
*Grindeliae* (Leptosphaeria) 981.  
*grisea* (Cyathicula) 1194.  
*grisea* (Laboulbenia) 200.  
*grisea* (Peronospora) 61.  
*grisella* (Dasyscypha) 1206.  
*grisella* (Microscypha) 1206.  
*griseo-lilacinus* (Mucor) 3.  
*griseosporus* (Mucor) 5.  
*griseum* (Pezoloma) 1194.  
*grossum* (Trichothecium) 927.  
*groteana* (Meliola) 324.  
*groveana* (Scirrhia) 634.  
*groveana* (Scirrhia) 634.  
*Grovei* (Phaeodothis) 619.  
*Grylli* (Laboulbenia) 160.  
*Gryllotalpae* (Rickia) 84.  
*Gryllotalpae* (Tettigomyces) 86.  
*guaranitica* (Hypocreophis) 695.  
*guaranitica* (Vizella) 1021.  
*guaraniticus* (Phymatodiscus) 1139.  
*Guareae* (Meliola) 317.  
*guareicola* (Meliola) 318.  
*Guayavae* (Valsa) 713.  
*Guazumae* (Phyllachora) 604.  
*Guettardae* (Stigmatea) 397.  
*guignardioides* (Physalospora) 800.  
*Guilielmi* (Vizella) 402.  
*Guilielmi* (Vizella) 1021.  
*guineensis* (Laboulbenia) 199.  
*Guttiferae* (Sphaerella) 859.  
*gymnanthicola* (Meliola) 287.  
*Gymnosporangii* (Calonectria) 679.  
*Gymnosporiae* (Meliola) 276.  
*Gynerii* (Rhopographella) 622.  
*gyrinicola* (Laboulbenia) 173.  
*Gyrolophii* (Cecidiopsis) 1290.  
*Gyrolophii* (Leciographa) 1290.  
*gyrosa* (Cryphonectria) 761.  
*gyrosa* (Endothia) 760.  
*gyrosa* (Endothia) 760.  
*gyrosa* (Hypocrea) 671.  
*gyrosa* (Nectria) 761.  
*haesitans* (Pharcidia) 897.  
*Halacsyi* (Nesolechia) 1273.  
*halepensis* (Dothidea) 1255.  
*halepensis* (Dothidea) 617.  
*halepensis* (Thyriopsis) 617.  
*Halimodendri* (Cucurbitaria) 1057.  
*Halimodendri* (Pleospora) 1038.  
*Halticae* (Laboulbenia) 161.  
*Hamamelidis* (Botryosphaeria) 812.  
*hamata* (Meliola) 263.  
*hamata* (Pithyella) 1169.  
*haplochaeta* (Meliola) 363.  
*Haplopappi* (Dothidella) 631.

- Haplopappi ( *Pseudosphaerella* ) 631.  
*haraeana* (*Dothidea*) 763.  
*haraeana* (*Sphaerella*) 870.  
*haraeana* (*Valsaria*) 763.  
*harana* (*Meliola*) 337.  
*Harioti* (*Peronospora*) 57.  
*Harknessii* (*Genea*) 1148.  
*harpalicola* (*Laboulbenia*) 193.  
*havanensis* (*Endothia*) 762.  
*Hederae* (*Lophiotrema*) 1106.  
*hedericola* (*Lecanidium*) 1288.  
*Hedycariae* (*Trichopeltula*) 509.  
*helicoides* (*Aphanomyces*) 28.  
*Heliconiae* (*Dothidella*) 635.  
*Heliconiae* (*Pyrenobotrys*) 635.  
*helicoferus* (*Chitonomyces*) 90.  
*helicophora* (*Laboulbenia*) 166.  
*Helicteres* (*Guignardia*) 792.  
*Heliopsisidis* (*Montagnella*) 638.  
*Heliopsisidis* (*Rosenscheldia*) 638.  
*Hellebori* (*Dothisphaeropsis*) 635  
*Hellebori* (*Haplotheceiella*) 635  
*Hellebori-foetidi* (*Leptosphaeria*) 998.  
*Helminthiae* (*Protomyces*) 1316.  
*Helodis* (*Sphaerella*) 869.  
*helotioides* (*Ombrophila*) 1237.  
*helvetica* (*Laboulbenia*) 183.  
*helvetica* (*Peronospora*) 39.  
*Hemerocallidis* (*Beloniella*) 1212.  
*hemipteralis* (*Laboulbenia*) 169.  
*hemisphaerica* (*Dothidea*) 628.  
*hemisphaerica* (*Lachnea*) 1177.  
*hemisphaerica* (*Peziza*) 1260.  
*hemisphaerica* (*Clypeostroma*) 628.  
*henkeliana* (*Herpotrichia*) 978.  
*Henningsiana* (*Phyllachora*) 564.  
*Henningsii* (*Meliola*) 346.  
*Henrici* (*Entomophthora*) 14.  
*hepaticola* (*Pleospora*) 1025.  
*Heptapleuri* (*Lembosia*) 492.  
*Heraclei* (*Protomyces*) 1317.  
*Hervittiae* (*Meliola*) 281.  
*herbariorum* (*Eurotium*) 227.  
*herbarum* (*Pleospora*) 1037.  
*Hermaeophagae* (*Dimeromyces*) 69.  
*Hermaeophagae* (*Laboulbenia*) 161.  
*Hermodactyli* (*Leptosphaeria*) 997.  
*heroica* (*Laboulbenia*) 178.  
*herpotrichioides* (*Melanopsamma*) 810.  
*herpotrichioides* (*Trichosphaeria*) 810.  
*Hesperidis* (*Peronospora*) 49.  
*Hessii* (*Meliola*) 342.  
*hetaerizans* (*Phaeospora*) 1004.  
*heteracanthoides* (*Peroneutypa*) 728.  
*heterochaeta* (*Acanthostigma*) 971  
*heterochaeta* (*Dasyscypha*) 1204.  
*heterocephala* (*Meliola*) 304.  
*Heteroceratis* (*Laboulbenia*) 161.  
*Heteroceri* (*Misgomyces*) 144.  
*heterodonta* (*Meliola*) 356.  
*heterosperma* (*Dictyothyriella*) 523.  
*heterotricha* (*Erinella*) 1217.  
*heterotricha* (*Meliola*) 292, 304.  
*Heterotrichi* (*Guignardia*) 787.  
*Heterotrichi* (*Phyllachora*) 596.  
*Heveae* (*Eutypella*) 718.  
*Heveae* (*Guignardia*) 782.  
*Heveae* (*Meliola*) 287.  
*Heveae* (*Passalora*) 919.  
*Heveae* (*Phaeangella*) 1232.  
*Heveae* (*Sphaerella*) 863.  
*heveana* (*Pleonectria*) 688.  
*heveana* (*Sphaerella*) 863.  
*heveana* (*Xylaria*) 1096.  
*heveanum* (*Hysterium*) 1117.  
*hexandrus* (*Stigmatomyces*) 119.  
*hians* (*Asterina*) 450.  
*Hibisci* (*Eutypa*) 726.  
*hibiscicola* (*Calonectria*) 682.  
*hibiscincola* (*Metasphaeria*) 955.  
*hiemalis* (*Coccomyces*) 1269.  
*hiemalis* (*Laboulbenia*) 188.  
*hiemalis* (*Peronospora*) 58.  
*Hieracii* (*Sphaerella*) 857.

- himalense (*Rhytisma*) 1266.  
*Hippophaës* (*Cenangium*) 1227.  
*Hippophaës* (*Schizoxylon*) 1253.  
*hirsuta* (*Xylaria*) 1103.  
*hirsutula* (*Lentomita*) 1071.  
*hirtella* (*Xylaria*) 1101.  
*Hirtellae* (*Auerswaldia*) 541.  
*hirtula* (*Asteromyxa*) 488.  
*hirtula* (*Dimeriella*) 488.  
*hispalensis* (*Leptosphaeria*) 997.  
*hispanica* (*Guignardia*) 785.  
*hispanica* (*Lasiobotrys*) 252.  
*hispida* (*Lasiosphaeria*) 1018.  
*hispida* (*Lasiosphaeris*) 1018.  
*hispidum* (*Chaetoceratostoma*) 1071.  
*höhneliana* (*Calonectria*) 682.  
*Höhnelii* (*Merrilliopectis*) 916.  
*Höhnelii* (*Oxydothis*) 916.  
*Holocalycis* (*Asterina*) 457.  
*Homalanthi* (*Sphaerella*) 863.  
*Homalotae* (*Monoicomyces*) 94.  
*Homophoëtae* (*Dimeromyces*) 68.  
*Homophoëtae* (*Laboulbenia*) 176.  
*Hopeae* (*Meliola*) 283.  
*hordicola* (*Sphaerella*) 868.  
*Horii* (*Sphaerella*) 884.  
*hormosiana* (*Lembosia*) 493.  
*horrida* (*Meliola*) 357.  
*horrida* (*Rosellinia*) 834.  
*horrida* (*Tastiella*) 834.  
*Hostae* (*Sphaerella*) 876.  
*Hottentottae* (*Laboulbenia*) 163.  
*houseana* (*Leptosphaeria*) 989.  
*Housei* (*Didymosphaeria*) 934.  
*Hoyae* (*Meliola*) 271.  
*Hoyae* (*Physalospora*) 795.  
*huberiana* (*Cordyceps*) 699.  
*huberiana* (*Nectria*) 664.  
*Hugoniae* (*Phyllachora*) 595.  
*Humphreyana* (*Pythiopsis*) 23.  
*Humuli* (*Peronoplasmopora*) 63.  
*huthiana* (*Leptosphaeria*) 1000.  
*hyalinospora* (*Amphisphaeria*) 942.  
*hvalinum* (*Lachnum*) 1202.  
*hyalopus* (*Laboulbenia*) 179.  
*hyalospora* (*Meliola*) 362.  
*Hydnocarpi* (*Asterinella*) 481.  
*Hydnoporus* (*Polystictus*) 1323.  
*Hydrocharidis* (*Beloniella*) 1212.  
*Hydrocotyles - asiaticae* (*Sphaerella*) 890.  
*hydrophila* (*Sordaria*) 845.  
*Hyeronimi* (*Vizella*) 1021.  
*Hymenanthophylli* (*Physalospora*) 795.  
*Hymenoxidis* (*Urophlyctis*) 22.  
*Hyoeridis* (*Protomycopsis*) 1318.  
*hypnina* (*Pithyella*) 1169.  
*Hypnorum* (*Belonioscypha*) 1215.  
*Hypnorum* (*Podobelonium*) 1215.  
*Hypoaspidis* (*Rickia*) 82.  
*hypodermia* (*Cryptosporella*) 708.  
*hypoleuca* (*Galactinia*) 1161.  
*hypoleuca* (*Nectria*) 664.  
*hypophylla* (*Echidnodes*) 498.  
*hypophylla* (*Oxydothis*) 630.  
*hypophylla* (*Scolecodothis*) 630.  
*hypoxyloides* (*Valsaria*) 764.  
*Hypoxylon* (*Xylaria*) 1099.  
*hyptidicola* (*Meliola*) 297.  
*hysterioides* (*Briardia*) 1247.  
*hysterioides* (*Xyloma*) 1257.  
*Hystrix* (*Erinella*) 1217.  
*ibicuyensis* (*Hypocrea*) 672.  
*Ichnanthi* (*Phragmocarpella*) 624.  
*Ichnanthi* (*Roumegueria*) 624.  
*icositana* (*Leptosphaeria*) 990.  
*idicstoma* (*Laboulbenia*) 161.  
*ignobilis* (*Sphaerella*) 866.  
*Ikedai* (*Sphaerella*) 888.  
*Iliau* (*Gnomonia*) 1073.  
*Iliau* (*Melanconium*) 1073.  
*ilicicola* (*Sphaerella*) 850.  
*ilicina* (*Pleomassaria*) 1047.  
*ilicina* (*Titanella*) 1047.  
*Ilicis* (*Amerodothis*) 539.  
*Ilicis* (*Bagnisiella*) 539.  
*Ilicis* (*Discochora*) 638.  
*Ilicis* (*Physalospora*) 638.  
*Ilicis* (*Pleosphaeria*) 1053.  
*Ilytheae* (*Stigmatomyces*) 122.  
*immersa* (*Physalospora*) 807.

- impatientina (Sphaerella) 852.  
 Impatientis (Naevia) 1247.  
 Impatientis (Pyrenopeziza) 1198.  
 Imperatae (Massalorgella) 775.  
 Imperatae (Meliola) 293.  
 Imperatae (Microthyrium) 424.  
*Imperatae (Microthyrium)* 431.  
 Imperatae (Phyllachora) 579.  
 imperspicua (Limacinia) 383.  
 Implexae (Sphaerella) 854.  
 implexicola (Sphaerella) 854.  
 inaequale (Lophiotrema) 1108.  
*inaequalis (Eriosphaeria)* 922.  
 inaequalis ( Melanopsammella )  
 922.  
 inaequalis (Morenoina) 430.  
 Inaghatahani (Butleria) 1134.  
 incarnata (Barlaeina) 1168.  
*incarnata (Caloscypha)* 1168.  
 incarnata (Clintoniella) 673.  
 incisa (Asterina) 460.  
 inclinata (Rickia) 78.  
 inclusa (Rickia) 83.  
 incompleta (Metasphaeria) 956.  
 incompta (Meliola) 328.  
 incomptus (Ophiobolus) 1056.  
*inconspicua (Calosphaeria)* 709.  
 inconspicua (Coleroa) 400.  
 inconspicua ( Didymosphaeria )  
 936.  
 inconspicua (Erostella) 709.  
 inconspicua (Eutypa) 727.  
 inconspicua (Lembosia) 496.  
 inconspicua (Pezizella) 1186.  
 incrassans (Synchytrium) 17.  
 incrustans (Odontia) 1323.  
*incrustans (Thyridaria)* 769.  
*incurvatus (Corcomyces)* 151.  
 indentatus (Stigmatomyces) 122.  
 indianana (Sphaerella) 858.  
 indica (Apiospora) 612.  
 indica (Asterina) 473.  
 indica (Cryptovalsa) 735.  
 indica (Diplochorella) 632.  
*indica (Dothidella)* 632.  
 indica (Leptosphaeria) 987.  
 indica (Meliola) 300.  
 indica (Nummularia) 1086.  
 indica (Ombrophila) 1237.  
 indica (Peroneutypella) 730.  
 indica (Peronospora) 59.  
 indica (Phyllachora) 589.  
 indicum (Capnophaeum) 384.  
 indicum (Hypoxyylon) 1083.  
 indicum (Pseudophacidium) 1272  
 indicus ( Pseudosaccharomyces )  
 1310.  
 indicus (Tettigomyces) 86.  
 infectoria (Pleospora) 1038.  
 infesta (Phyllachora) 607.  
 infestans (Phytophthora) 35.  
 inflatum (Hysterangium) 1327.  
 inflatum (Sarcoxylon) 1085.  
 inflatus (Chitonomyces) 91.  
 inflatus (Stigmatomyces) 119.  
 inflexa (Laboulbenia) 160.  
 infossa (Didymosphaeria) 929.  
 irfuscata (Thaxteriola) 219.  
 infuscatus (Dioicomycetes) 103.  
 infuscatus (Monoicomycetes) 93.  
 Ingae (Dimerosporium) 243.  
 Ingae (Ophiodothella) 629.  
*Ingae (Phyllachora)* 629.  
 Ingae (Thallochaete) 488.  
 inigneum (Pyronema) 1162.  
 inimica (Trabutia) 558.  
 innata (Nectria) 661.  
*innumerosa (Hendersonia)* 1131.  
 innumerosa ( Monascostroma )  
 1131.  
 inornata (Chorostate) 748.  
*inornata (Diaporthe)* 748.  
*inquinans (Asterula)* 406.  
 inquinans (Ellisiodothis) 406.  
 irsculpta (Vialaea) 708.  
 insidens (Celidium) 1298.  
 insidens (Leciographa) 1292.  
 insidians (Zoophagus) 32.  
 insigne (Ascostratum) 1135.  
 insignis (Asterina) 231.  
 insignis (Hypocrella) 694.  
 insignispora (Lamprospora) 1171  
 insitiva (Valsaria) 763.  
 insubrica (Peronospora) 58.

- insueta (*Zignoella*) 968.  
 insulana (*Leptosphaeria*) 991.  
 insulana (*Sphaerella*) 882.  
 insularis (*Didymosphaeria*) 931.  
 insulicola (*Laboulbenia*) 198.  
 intermedia (*Achlya*) 26.  
 intermedia (*Amphisphaeria*) 942.  
 intermedia (*Genea*) 1147.  
 intermedia (*Hypocrea*) 671.  
*intermedia* (*Julella*) 1047.  
 intermedia (*Sphaerulina*) 949.  
 intermedia (*Titanella*) 1047.  
 intermedium (*Dimerium*) 253.  
 intermedius (*Ceratomyces*) 149.  
 intermedius (*Cucujomyces*) 215.  
 intermedius (*Ecteinomyces*) 142.  
 intermedius (*Mucor*) 3.  
*intermixta* (*Pleosphaerulina*) 1020.  
*intermixta* (*Spaerulina*) 1020.  
 interrupta (*Asterina*) 1255.  
 interrupta (*Entopeltis*) 394.  
 intexta (*Celidium*) 1297.  
*intricata* (*Asterina*) 529.  
 intricata (*Meliola*) 283.  
 intricata (*Plochmopeltis*) 529.  
 introversa (*Rickia*) 82.  
 introversus (*Chitonomyces*) 90.  
 Inulae (*Pyrenopeziza*) 1195.  
 Inulae-candidae (*Pleospora*) 1028.  
 inundatus (*Protomyces*) 1317.  
 inventa (*Nectria*) 654.  
 ipiranguensis (*Sphaerella*) 854.  
 Ipomoeae (*Comochlatis*) 1040.  
 Ipomoeae (*Hypomyces*) 675.  
 ipomoeicola (*Meliola*) 279.  
*Ipomoeae* (*Nectria*) 675.  
*Ipomoeae* (*Pyrenophora*) 1040.  
 Ipomoeae (*Seynesia*) 241, 428.  
 Ipomoeae (*Sphaerella*) 859.  
 iquitosense (*Trichothyrium*) 507.  
*iquitosensis* (*Meliola*) 362.  
 Iridis (*Didymellina*) 911.  
*Iridis* (*Dothidea*) 911.  
*Iridis* (*Sphaerella*) 911.  
 Iridis (*Sphaerella*) 869.  
 irradians (*Asterina*) 1132.  
 irradians (*Epipolaeum*) 1132.  
 irradians (*Tuber*) 1152.  
*irregularis* (*Asterina*) 476.  
*irregularis* (*Halbanina*) 476.  
*irregularis* (*Karschia*) 1280.  
*irregularis* (*Meliola*) 263.  
*irregularis* (*Morenoëlla*) 497.  
 irritans (*Guignardia*) 778.  
 isariphora (*Scoptria*) 708.  
 Isatidis (*Peronospora*) 49.  
 Ischaemi (*Phyllachora*) 580.  
*Ischaemi* (*Phyllachora*) 580.  
 Ischnosiphonis (*Trematosphaeria*) 1012.  
 istriaca (*Guignardia*) 787.  
 italica (*Leptosphaeria*) 995.  
 italicus (*Amorphomyces*) 100.  
 italicus (*Cantharomyces*) 98.  
 italicus (*Chitonomyces*) 89.  
 italicus (*Coreomyces*) 151.  
 italicus (*Dioicomycetes*) 102.  
 italicus (*Parahydraeomyces*) 91.  
 italicus (*Stigmatomyces*) 110.  
*italicus* (*Stigmatomyces*) 110.  
 italicus (*Thripomyces*) 151.  
 lvae (*Dasyscypha*) 1204.  
 lvae (*Metasphaeria*) 953.  
 lxorae (*Meliola*) 332.  
 lxorae (*Phyllachora*) 602.  
 jaapiana (*Entomophthora*) 14.  
 jaapiana (*Melomastia*) 969.  
 jaapiana (*Peronospora*) 57.  
*jaapianum* (*Synchytrium*) 17.  
 Jacaratiae (*Asterina*) 445.  
 Jacobsoni (*Rickia*) 76.  
 Jacquemontiae (*Otthiella*) 922.  
 Jacquiniiae (*Dimerina*) 245.  
 Jaczewskii (*Sphaerella*) 872.  
 Jaczewskii (*Taphrina*) 1301.  
 jamaicensis (*Corynelia*) 1105.  
 jamaicensis (*Lasio-sphaeria*) 796.  
 jamaicensis (*Stigmatomyces*) 121.  
 japonensis (*Cordyceps*) 700.  
 japonica (*Actinopelte*) 530.  
 japonica (*Asterina*) 451.  
 japonica (*Cudonia*) 1157.  
 japonica (*Diatrype*) 737.  
 japonica (*Haraea*) 260.

- japonica (*Hypocrea*) 669.  
 japonica (*Leotia*) 1234.  
 japonica (*Metameris*) 551.  
 japonica (*Neopeckia*) 944.  
 japonica (*Peroneutypella*) 730.  
 japonica (*Phaeosphaerella*) 925.  
 japonica (*Typhulochaeta*) 226.  
 japonica (*Valsa*) 714.  
 japonica (*Yoshinagella*) 550.  
 japonicum (*Dimerium*) 255.  
 japonicum (*Lachnum*) 1202.  
 japonicus (*Monographus*) 551.  
 japonicus (*Zygorrhynchus*) 11.  
 Jasmini (*Guignardia*) 789.  
 Jasmini (*Laestadia*) 789.  
 Jasmini (*Metasphaeria*) 959.  
 jasminicola (*Asterina*) 464.  
 jasminicola (*Guignardia*) 789.  
 Jatrophae (*Meliola*) 288.  
 Jatrophae (*Phytophthora*) 35.  
 javanica (*Dermatodothis*) 625.  
 javanica (*Halbaniella*) 503.  
 javanica (*Heterochlamys*) 503.  
 javanica (*Ijuhya*) 666.  
 javanica (*Sclerospora*) 66.  
 javanicum (*Rhipidocarpon*) 416.  
 javanicum (*Scutellum*) 431.  
 javanicus (*Pseudosaccharomyces*) 1308.  
 javanus (*Cryptandromyces*) 213.  
 javanus (*Synandromyces*) 107.  
 Jeannelii (*Humaria*) 1167.  
 Jeannelii (*Pustularia*) 1167.  
 Jeannelii (*Rhachomyces*) 209.  
 Jensenii (*Pseudosaccharomyces*) 1308.  
 jodascum (*Calothyrium*) 439.  
 Jodinae (*Nectria*) 653.  
 Jodinae (*Tubercularia*) 653.  
 Jörgenseni (*Cookella*) 1142.  
 Jonaspidis (*Phylasospora*) 801.  
 Jonaspidis (*Thrombium*) 801.  
 juillardensis (*Saccharomyces*) 1305.  
 jujuyensis (*Laboulbenia*) 196.  
 Junci (*Graphyllum*) 1123.  
 juncella (*Pezizella*) 1189.  
 Juglandis (*Amerodothis*) 539.  
 Juglandis (*Botryosphaeria*) 539.  
 Juglandis (*Physalospora*) 799.  
 juncicola (*Didymella*) 905.  
 Juniperi (*Dothidea*) 502.  
 juniperi (*Metacapnodium*) 384.  
 Juniperi (*Seynesiella*) 502.  
 juniperinum (*Capnodium*) 383.  
 Junodii (*Diplocystis*) 1326.  
 juratensis (*Pichia*) 1312.  
 juruana (*Achorella*) 548.  
 juruana (*Dothidea*) 548.  
 juruana (*Trichothyriopsis*) 507.  
 juruanum (*Trichothyrium*) 507.  
 Justiciae (*Guignardia*) 778.  
 kajiana (*Ditopella*) 807.  
 kamerunana (*Rickia*) 79.  
 kamerunensis (*Dimeromyces*) 71.  
 kamerunensis (*Ilytheomyces*) 125.  
 kamerunus (*Rhizomyces*) 138.  
 kariana (*Didymella*) 909.  
 kasanensis (*Rhizopus*) 8.  
 kaufmanniana (*Saprolegnia*) 25.  
 Kawagoi (*Polystomella*) 408.  
 Keissleri (*Phaeodiaporthe*) 768.  
 Kellermanni (*Basidiophora*) 67.  
 Kelseyi (*Homostegia*) 551.  
 Kelseyi (*Phragmodothella*) 551.  
 Kemneri (*Protomyces*) 1317.  
 Kernerii (*Didymosphaeria*) 932.  
 Kernerii (*Polycoccum*) 932.  
 Kerriae (*Coccomyces*) 1269.  
 Kerriae (*Metasphaeria*) 958.  
 khandalensis (*Amphisphaeria*) 940.  
 kilimandscharica (*Cocconia*) 549.  
 kilimandscharica (*Englerodothis*) 549.  
 klimandscharica (*Parodiella*) 252.  
 kilimandscharica (*Sordaria*) 844.  
 kirschsteiniana (*Valsella*) 716.  
 klebsiana (*Achlya*) 27.  
 Klöckerii (*Debaryomyces*) 1311.  
 Kochiae (*Peronospora*) 41.  
 kochiana (*Eutypella*) 717.  
 Koelreuteriae (*Uncinula*) 225.

- Kolowratiae (Phragmocaula) 621.  
 kouh-cherrica (Pleospora) 1026.  
 kouh-sefidica (Pleospora) 1031.  
 kreuthensis (Protomyces) 1310.  
 kriegeriana (Gnomoniella) 1069.  
 kriegeriana (Phomatospora) 794.  
 kriegerianus (Protomyces) 1316.  
 Kriegerii (Belonidium) 1213.  
 Krombholzii (Verpa) 1155.  
 kurdica (Cucurbitaria) 1057.  
 kurdistanica (Pleospora) 1030.  
 Kusanoi (Cocchocora) 616.  
 Kusanoi (Dothidella) 616.  
 Labecula (Asterina) 508.  
 Labecula (Trichopeltina) 508.  
 laboulbenioides (Entomocosma) 220.  
 Laburni (Eutypella) 719.  
 Laburni (Helotiella) 1209.  
 lacerum (Phacidium) 1258.  
 Lacmbothrii (Trenomyces) 129.  
 lachnoides (Mollisiopsis) 1194.  
 lactea (Phyllachora) 591.  
 Lacticae (Laboulbenia) 162.  
 laeta (Meliola) 346.  
 laevigata (Meliola) 267.  
 Lafari (Pseudosaccharomyces) 1309.  
 Lagari (Laboulbenia) 202.  
 Lagarocerinus (Laboulbenia) 162.  
 lageniformis (Sphaerella) 884.  
 lagenoides (Leptosphaeria) 996.  
 Lagerheimii (Taphrina) 1302.  
 Laghbi (Saccharomyces) 1304.  
 Lagunae (Phyllachora) 592.  
 lagunense (Catacauma) 561.  
 lagunensis (Diaporthe) 751.  
 lagunensis (Eutypa) 727.  
 lagunensis (Morenoëlla) 500.  
 lagunensis (Ophionectria) 689.  
 lagunensis (Phyllachora) 561.  
 lagunensis (Sphaerella) 881.  
 Laminariae (Hypoderma) 1123.  
 laminariae (Ophiobolus) 1062.  
 laminariana (Pleospora) 1024.  
 laminariana (Rosellinia) 826.  
 lamprostoma (Nummularia) 1089.  
 lamprostoma (Rosellinia) 935.  
 lanaria (Mollisia) 1193.  
 lanaria (Ophiobolus) 1063.  
 lanata (Comochlatis) 1040.  
 lanceolato-paraphysata (Pezizella) 1188.  
 lanceolato-setosa (Meliola) 272.  
 Langsbergi (Laboulbenia) 171.  
 Lantanae (Agostaea) 1321.  
 Lantanae (Meliola) 350.  
 Lantanae (Perisporina) 263.  
 Lantanae (Perisporium) 262.  
 Lantanae (Pleospora) 1026.  
 Lantanae (Trabutia) 1321.  
 Lappae (Phialea) 1185.  
 lapponica (Saprolegnia) 24.  
 lapponica (Taphrina) 1302.  
 laricina (Tympa) 1230.  
 Laricis (Hypodermella) 1257.  
 Laserpitii (Protomyces) 1317.  
 lasiana (Sphaerella) 851.  
 Lasiocili (Stigmatomyces) 124.  
 lasioderma (Dasyphthora) 651.  
 lata (Eutypa) 725.  
 lata (Taphrina) 1302.  
 late-maculans (Gilletia) 417.  
 lateritium (Exosporium) 392.  
 Lathonia (Leptosphaeria) 998.  
 Lathropini (Laboulbenia) 162.  
 lathropinicola (Laboulbenia) 186.  
 Lathyri (Phyllachora) 592.  
 Lathyri (Urophlyctis) 22.  
 laticollis (Stigmatomyces) 116.  
 latior (Rickia) 82.  
 latissimum (Acrospermum) 1130.  
 Lauraceae (Asteronia) 442.  
 Lauraceae (Microthyrium) 424.  
 lauricola (Zukalia) 380.  
 Lavagnei (Dimeromyces) 70.  
 Lavagnei (Ilyomyces) 107.  
 laxiuscula (Asterina) 471.  
 Leandrae (Auerswaldia) 541.  
 Leathsi (Laboulbenia) 170.  
 Lebenis (Mycoderma) 1310.  
 Lebenis (Saccharomyces) 1306.  
 lecanodes (Nectria) 658.

- Lecanorae (Merismatium) 1040.  
*Lecanorae* (*Polyblastia*) 1040.  
 leciopsoideum (Glonium) 1113.  
 leciographoides (Melaspilea) 128.  
 Ledermanni (Balladyna) 372.  
 Ledi (Aulographum) 437.  
 Ledi (Coccomyces) 1267.  
 Ledi (Pseudophacidium) 1256.  
 Leguminum (Phyllachora) 591.  
*lejustegia* (*Sphaeria*) 1024.  
 lejustoma (Stigmatomyces) 118.  
 Lendneri (Saccharomyces) 1306.  
*lenticularis* (*Lembosia*) 403.  
*lenticularis* (*Pseudolembosia*) 403.  
 Lentisci (Dichiaena) 228.  
 lentzkeana (Zignoella) 968.  
 Leonardii (Laboulbenia) 205.  
 Leonis (Propolis) 1245.  
 Leonotodontis (Protomyces) 1318.  
 leopoldina (Meliola) 354.  
 leopoldensis (Phyllachora) 569.  
*lepida* (*Laboulbenia*) 194.  
 Lepidii (Peronospora) 49.  
*Lepidii* (*Peronospora*) 47, 49 et 51.  
 Lepidii sativi (Peronospora) 49.  
 Lepidii virginici (Peronospora) 50.  
 lepidioides (Laboulbenia) 194.  
 lepidophilum (Celdium) 1297.  
*lepidophilus* (*Abrothallus*) 1297.  
*lepidotricha* (*Asterinella*) 486.  
 lepisanthea (Meliola) 342.  
 Leptaleae (Pharacidia) 895.  
 leptidea (Meliola) 270.  
 leptitana (Didymosphaeria) 935.  
 leptocarpa (Eutypella) 719.  
 leptochaeta (Lasiosphaeria) 975.  
 leptochaeta (Meliola) 320.  
 leptopus (Laboulbenia) 176.  
 leptopus (Meliola) 354.  
 leptosperma (Erdodothella) 615.  
 leptosphaerioides (Micropeltis) 517.  
 leptospora (Herpotrichia) 978.  
 leptosporum (Calothyrium) 439.  
 leptostamoides (Laboulbenia) 191.  
 leptotheca (Phyllachora) 585.  
 leptostoma (Laboulbenia) 189.  
 Leptotrachelae (Monoicomycetes) 94.  
 Le-Rati (Sarcosoma) 1234.  
 Lesdaini (Mollisia) 1193.  
 Lesdaini (Nectria) 660.  
*Lesdaini* (*Nesolectria*) 1193.  
 Lesdaini (Phacopsis) 1295.  
 Lespedezae (Pleospora) 1032.  
 lethalis (Sphaerella) 873.  
 Leucaenae (Amphisphaeria) 941.  
 Leucaenae (Eutypella) 720.  
 Leucaenae (Nectria) 658.  
 Leucanthemi (Protomyces) 1318.  
 Leucelenes (Pyrenophora) 1042.  
 Leucophengae (Stigmatomyces) 123.  
 leucoptera (Melanochlamis) 401.  
 leucopterum (Dictyothyrium) 513.  
 leucostigmoides (Pezizella) 1189.  
 leucostoma (Valsa) 714.  
 Leucosykes (Meliola) 348.  
 levissimum (Tuber) 1153.  
 Liarae (Nummularia) 1088.  
 lianincola (Hypoxylon) 1083.  
 libera (Hypocrella) 693.  
 lichenicola (Discocera) 1275.  
 lichenoides (Anthostomella) 825.  
 lichenoides (Melanopsamma) 921.  
 Lichenum (Pharacidia) 894.  
 Lichtensteini (Laboulbenia) 156.  
 Licualae (Ophiobolus) 1065.  
*lignicola* (*Melomastia*) 969.  
*lignicola* (*Ophiochaeta*) 1078.  
*lignicola* (*Peroneutypa*) 729.  
*lignicola* (*Phacidium*) 1261.  
*lignicola* (*Sordaria*) 847.  
*lignicola* (*Thelebolus*) 1218.  
 lignorum (Chaetolentomita) 1072.  
 Ligustici (Protomyces) 1317.  
 ligustrina (Diaporthe) 757.  
 ligustrina (Valsa) 713.  
 lilacina (Ciboria) 1181.

- limbalis (*Metasphaeria*) 952.  
 limosa (*Ombrophila*) 1236.  
 Limosinoides (*Stigmatomyces*)  
 115.  
 limpida (*Calonectria*) 679.  
 linaricola (*Urophlyctis*) 22.  
 lindaviana (*Sphaerella*) 891.  
 Linderæ (*Valsaria*) 763.  
 Linderæ (*Didymosphaeria*) 930.  
 Lindneri (*Endomyces*) 1304.  
 Lindneri (*Pseudosaccharomyces*)  
 1308.  
 Lindneri (*Saccharomyces*) 1306.  
 linearis (*Echidnodella*) 498.  
 linearis (*Morenoëlla*) 498.  
 linearis (*Physalospora*) 799.  
 linearis (*Rhytisma*) 1256.  
 linearis (*Taphrina*) 1303.  
 lineolata (*Eutypa*) 726.  
 lineolata (*Eutypella*) 719.  
 lingulatus (*Ilytheomyces*) 126.  
 lingulatus (*Stigmatomyces*) 123.  
 linicola (*Sphaerulina*) 950.  
 linitaria (*Karschia*) 1279.  
 Linocieræ (*Meliola*) 326.  
 Liparidis (*Asterina*) 464.  
 Lipeuri (*Trenomyces*) 129.  
 Lispini (*Misgomyces*) 144.  
 Lispini (*Rickia*) 77.  
 litoralis (*Peronospora*) 39.  
 Lithoicæ (*Didymella*) 906.  
 Lithoicæ (*Pharcidia*) 907.  
 litigiosa (*Dothithyrella*) 503.  
 litigiosum (*Microthyrium*) 503.  
 Litseæ (*Armatella*) 409.  
 Litseæ (*Asterina*) 455.  
 Litseæ (*Dimerosporium*) 409.  
 Litseæ (*Endodothella*) 613.  
 Litseæ (*Gnomonia*) 1073.  
 Litseæ (*Meliola*) 298.  
 Litseæ (*Venturia*) 898.  
 Litsuræ (*Aulographum*) 498.  
 Litsuræ (*Echidnodes*) 498.  
 Livistonæ (*Oxydothis*) 917.  
 Livistonæ (*Meliola*) 328.  
 lobata (*Asterina*) 472.  
 lobata (*Discodothis*) 1278.  
 lobulifera (*Asterina*) 454.  
 loculosa (*Teichospora*) 1052.  
 Lonchocarpi (*Phyllachora*) 592.  
 longicollis (*Stigmatomyces*) 117.  
 Longii (*Lachnea*) 1176.  
 Longii (*Sepultaria*) 1176.  
 longirostratus (*Chitonomyces*) 91  
 longirostratus (*Stigmatomyces*)  
 112.  
 longirostris (*Endothia*) 761.  
 longisetosa (*Venturia*) 900.  
 longisetum (*Aithaloderma*) 377.  
 longispora (*Gibberella*) 686.  
 longispora (*Humaria*) 1163.  
 longispora (*Meliola*) 350.  
 longispora (*Phyllachora*) 593.  
 longisporæ (*Meliola*) 282.  
 longissima (*Lembosia*) 415.  
 longissima (*Monorhiza*) 415.  
 Longitarsi (*Dimeromyces*) 69.  
 Loniceræ (*Trabutia*) 554.  
 Lopadii (*Müllerella*) 816.  
 lophiostomacea (*Auerswaldia*)  
 627.  
 lophiostomacea (*Homostegia*) 627  
 Lophopetali (*Asterina*) 447.  
 Loranthi (*Asterinella*) 482.  
 Loranthi (*Clypeolum*) 487.  
 Loranthi (*Hariotula*) 487.  
 Loranthi (*Sphaerella*) 877.  
 Loranthi (*Synpeltis*) 409.  
 loranthicola (*Asterina*) 457.  
 Lortoni (*Barlaeina*) 1168.  
 Lortoni (*Plicaria*) 1168.  
 lortoniana (*Zignoella*) 966.  
 lucens (*Anthostomella*) 823.  
 lucens (*Lembosia*) 502.  
 Lucumæ (*Meliola*) 344.  
 lugubris (*Asterinella*) 483.  
 luitpoldina (*Niptera*) 1210.  
 lumbricoides (*Ecteinomyces*) 142.  
 Lunariæ (*Peronospora*) 50.  
 lusitanica (*Henriquesia*) 1112.  
 lusitanica (*Lecidea*) 1293.  
 lusitanica (*Tryblidaria*) 1293.  
 lusitanica (*Urnula*) 1224.  
 lusitanicus (*Mucor*) 1.

- lussoniense (*Dimerosporium*) 244.  
 lussoniensis (*Didymella*) 905.  
 lussoniensis (*Leptosphaeria*) 980.  
*lutea* (*Sordaria*) 847.  
*luteola* (*Humaria*) 1163.  
*lutescens* (*Coccomyces*) 1270.  
*lutescens* (*Cylindrosporium*) 127.  
*lutescens* (*Laboulbenia*) 157.  
*luticola* (*Lasiosphaeria*) 847.  
*lutziana* (*Lamprospora*) 1171.  
*luxurians* (*Paranectria*) 684.  
*luxurians* (*Olpidiopsis*) 16.  
*luzonensis* (*Asterinella*) 480.  
*luzonensis* (*Daldinia*) 1086.  
*luzoniensis* (*Dimerinopsis*) 917.  
*luzonensis* (*Lembosia*) 495.  
*luzonensis* (*Meliola*) 286.  
*luzonensis* (*Xylaria*) 1100.  
*luzonica* (*Linhartia*) 1211.  
*lychnidicola* (*Sphaerella*) 856.  
*Lycopersici* (*Nematospora*) 1314.  
*Lycopodii* (*Pleospora*) 1035.  
*Lycopodinae* (*Rickia*) 84.  
*Lycoposidis* (*Pyrenopeziza*) 1198.  
*Lythri* (*Pyrenopeziza*) 1198.  
  
*Mabae* (*Dothidella*) 571.  
*Mabae* (*Phyllachora*) 571.  
*Macarangae* (*Meliola*) 288.  
*Macherii* (*Coccostroma*) 540.  
*Machaerii* (*Phyllachora*) 540.  
*Machaerii* (*Physalospora*) 801.  
*Maclurae* (*Eutypella*) 721.  
*Macleayae* (*Sphaerella*) 882.  
*Macounii* (*Belonidium*) 1213.  
*Macounii* (*Chorostate*) 750.  
*Macounii* (*Metasphaeria*) 959.  
*Mac-Owaniana* (*Asterina*) 235.  
*Mac-Owaniana* (*Meliola*) 235.  
*Mac-Owaniana* (*Parenglerula*) 235.  
*macrandrus* (*Stigmatomyces*) 108.  
*macrasca* (*Tapesia*) 1199.  
*macrocera* (*Laboulbenia*) 171.  
*macrochaeta* (*Meliola*) 352.  
*macromera* (*Micropeltis*) 514.  
*macropunctata* (*Eutypa*) 728.  
*macropus* (*Corethromyces*) 132.  
*macropus* (*Herpomyces*) 99.  
*macrosperma* (*Parapeltella*) 503.  
*macrosperma* (*Pseudovalsa*) 1016.  
*macrospora* (*Corynelia*) 1105.  
*macrospora* (*Pharcidia*) 894.  
*macrospora* (*Plasmopara*) 64.  
*macrospora* (*Sclerospora*) 65.  
*macrosporangia* (*Apodachlya*) 29.  
*macrosporella* (*Didymosphaeria*) 927.  
*macrosporella* (*Massariopsis*) 927.  
*macrosporum* (*Fusicladium*) 919.  
*macrosporum* (*Microphyma*) 1138.  
*macrosporus* (*Protomyces*) 1317.  
*macrostegia* (*Cleistosphaera*) 238.  
*macrothelis* (*Lachnea*) 1174.  
*macrotrichus* (*Lasiobolus*) 1220.  
*maculans* (*Didymosphaeria*) 932.  
*maculans* (*Metasphaeria*) 957.  
*maculans* (*Taphrina*) 1303.  
*maculare* (*Lophodermium*) 1125.  
*macularis* (*Trichosphaeria*) 809.  
*maculicola* (*Phyllachora*) 566.  
*maculicola* (*Venturia*) 900.  
*maculosum* (*Dothidasteroma*) 411.  
*maculosum* (*Rhytisma*) 411.  
*madeirensis* (*Urnula*) 1224.  
*Maesae* (*Meliola*) 324.  
*magellanicus* (*Cantharomyces*) 96.  
*magnifica* (*Asterina*) 509.  
*magnifica* (*Geopora*) 1149.  
*magnifica* (*Neopeckia*) 945.  
*magnifica* (*Ustulina*) 1094.  
*magnificum* (*Pycnocarpon*) 509.  
*magnificus* (*Ascobolus*) 1221.  
*Magnoliae* (*Meliola*) 311.  
*Magnoliae* (*Pleospora*) 1035.  
*Magnolii* (*Leptosphaeria*) 996.  
*magnusiana* (*Ramularia*) 665.  
*Magnusii* (*Exobasidium*) 1325.  
*Maideni* (*Hymenogaster*) 1327.  
*maireana* (*Lamprospora*) 1170.  
*Mairei* (*Galactinia*) 1161.  
*Mairei* (*Ilyomyces*) 107.  
*major* (*Apodachlya*) 29.  
*major* (*Cenangium*) 1227.  
*major* (*Ecteinomyces*) 141.

- major (*Ilyteomyces*) 126.  
 major (*Laboulbenia*) 186.  
 major (*Meliola*) 282, 283.  
 major (*Mollisia*) 1191.  
 malabarensis (*Asterina*) 444.  
 malabarensis (*Phyllachora*) 576.  
 malacensis (*Meliolina*) 361.  
 malacotricha (*Meliola*) 282.  
 malajanus (*Pseudosaccharomyces*) 1308.  
 Mali (*Botryosphaeria*) 812.  
 Mali (*Diaporthe*) 754.  
 Mali (*Sclerotinia*) 1181.  
 Mali (*Valsa*) 713.  
 Malloti (*Eutypella*) 718.  
 Malloti (*Phaeosaccardinula*) 385.  
 Malloti (*Phaeosaccardinula*) 385.  
 mammiforme (*Hypoxyton*) 1084.  
 manaensis (*Cirsosia*) 497.  
 manaensis (*Lembosia*) 497.  
 manaensis (*Meliola*) 362.  
 manaensis (*Mendogia*) 418.  
 mandaquiensis (*Asterina*) 461.  
 Mangiferae (*Rosellinia*) 826.  
 Mangiferae (*Rosellinia*) 1018.  
 Mangini (*Melanospora*) 649.  
 Mangini (*Saccharomyces*) 1306.  
 mangostoma (*Meliola*) 295.  
 Manihoti (*Guignardia*) 783.  
 Manihotis (*Ophiobolus*) 1063.  
 Manobiae (*Laboulbenia*) 163.  
 manubriolata (*Laboulbenia*) 169.  
 manubriolatus (*Chitonomyces*) 90.  
 manubriolatus (*Ilyteomyces*) 126.  
 manshurica (*Peronospora*) 40, 56.  
 manshuriar (*Peronospora*) 39.  
 Mapaniae (*Meliola*) 282.  
 maquilingsis (*Phyllachora*) 566.  
 maquilingsiana (*Briardia*) 1247.  
 maquilingsiana (*Conomela*) 835.  
 maquilingsiana (*Meliola*) 335.  
 maquilingsiana (*Micropeltella*) 521.  
 maquilingsiana (*Phaeoscutella*) 536.  
 maquilingsiana (*Rosellinia*) 835.  
 maquilingsiana (*Trematosphaeria*) 1012.  
 maquilingsianum (*Catacauma*) 563.  
 maquilingsianus (*Ophiobolus*) 1065.  
 maquilingsica (*Nectriella*) 642.  
 Marantae (*Leptosphaeria*) 987.  
 marasmoides (*Xylaria*) 1099.  
 Marattiacearum (*Stigeosporium*) 38.  
 Marconii (*Botryosphaeria*) 812.  
 Marcgraviae (*Meliola*) 314.  
 marginalis (*Ceratomyces*) 149.  
 marginata (*Laboulbenia*) 160.  
 marginata (*Ophiodothis*) 553.  
 marginata (*Rickia*) 80.  
 marginata (*Trichochora*) 553.  
 marginatum (*Hypoxyton*) 1084.  
 Mariae (*Phialea*) 1185.  
 maricaensis (*Meliola*) 269.  
 marina (*Laboulbenia*) 157.  
 maritima (*Pharcidia*) 896.  
 maroccana (*Laboulbenia*) 197.  
 maroccana (*Sphaerulina*) 949.  
 Marrubii (*Synchytrium*) 18.  
 Massarae (*Anthostoma*) 746.  
 Massarae (*Lopadostoma*) 746.  
 massariana (*Leucostoma*) 708.  
 massariospora (*Clypeosphaeria*) 1018.  
 masseea (*Patellaria*) 1286.  
 mastoidea (*Rosellinia*) 832.  
 Matiaiae (*Leptosphaeria*) 994.  
 Matisiae (*Leptosphaeria*) 994.  
 matritensis (*Leptosphaeria*) 985.  
 matritensis (*Sphaerella*) 866.  
 Matthiolae (*Peronospora*) 50.  
 Matthiolae (*Sclerotinia*) 1178.  
 Matthiolae (*Sphaerella*) 859.  
 Matthiolae annuae (*Peronospora*) 50.  
 mattirolianum (*Glonium*) 1112.  
 mattiroliana (*Melanospora*) 649.  
 mattogrossensis (*Laboulbenia*) 180.  
 Maublancii (*Asterina*) 460.  
 Maublancii (*Lembosia*) 494.  
 Maupasii (*Protascus*) 15.  
 maura (*Patellaria*) 1286.  
 maxima (*Micropeltella*) 522.  
 maxima (*Pilocratera*) 1173.  
 maxima (*Sphaerella*) 884.

- maximus (Cryptomyces) 1259.  
 Maxoni (Acrospermum) 1129.  
 mayaguesiana (Meliola) 334.  
 Maydis (Acerbia) 1059.  
 Maydis (Cladochytrium) 20.  
 Maydis (Peronospora) 66.  
 Maydis (Physoderma) 20.  
 Maydis (Sclerospora) 66.  
 Mayepeae (Meliola) 327.  
 Mayepeae (Phyllachora) 601.  
 mayepeicola (Meliola) 327.  
 media (Amphoropsis) 218.  
 media (Peronospora) 39.  
 media (Pleospora) 1029.  
 media (Taphrina) 1301.  
*Medinillae* (Balladyna) 234.  
*Medinillae* (Englerula) 234.  
*Medinillae* (Guignardia) 787.  
*Medinillae* (Laestadia) 787.  
*Medinillae* (Thrauste) 234.  
 mediocris (Parapeltella) 503.  
 medium (Melanomma) 1010.  
 Medonis (Corethromyces) 132.  
 megale (Diatrype) 738.  
 megalocarpa (Teichospora) 1050.  
 megalopoda (Meliola) 357.  
 megalopotamicum (Pyronema) 1162.  
 megalosoma (Eutypa) 728.  
 megalospora (Eurotium) 227.  
 megalospora (Meliola) 362.  
 megalospora (Ombrophila) 1235, 1236.  
 megalosperma (Rosellinia) 832.  
 megalosporum (Anthostoma) 744.  
 megalotheca (Amphisphaeria) 940.  
 megasperma (Bremiella) 63.  
 megasperma (Micropeltella) 521.  
 megasperma (Peronospora) 63.  
 megaspora (Verrucaria) 786.  
 megastroma (Phyllachora) 577.  
 Megisthoni (Rickia) 79.  
 meizospora (Pharcidia) 895.  
 melaena (Chorostate) 751.  
 melaena (Hypocrella) 692.  
 melaleucum (Hysterium) 1256.  
 melanocerus (Autoicomycetes) 147.  
 melanocinctus (Cryptodiscus) 1249.  
 melanomera (Asterina) 443.  
 Melanophthalmae (Rickia) 77.  
 melanopus (Cucujomyces) 214.  
 melanospila (Mycobilimbia) 1289.  
 melanospira (Stricheria) 1050.  
 melanospira (Teichospora) 1050.  
 meleaspiloides (Aulographum) 437.  
 Melastomacearum (Phyllachora)  
 melastomata (Munkiella) 609.  
 melastomata (Munkiodothis) 609.  
 Melastomatis (Pezicula) 1194.  
 Melastomatum (Lembosia) 494.  
 Meliae (Didymosphaeria) 933.  
 Meliae (Phyllachora) 597.  
 Melicae (Leptosphaeria) 983.  
 Meliloti (Pyrenophora) 1044.  
*Meliolae* (Epinectria) 657.  
*Meliolae* (Nectria) 657.  
*Meliolae* (Perisporium) 261.  
 meliolicola (Chaetosphaeria) 1014.  
 meliolicola (Coryne) 1242.  
 meliolicola (Nectria) 651.  
 meliolicola (Paranectria) 684.  
 melioloides (Parodiopsis) 391.  
 melioloides (Trichobelonium) 1215.  
 Meliosmae (Phyllachora) 603.  
 melitensis (Metasphaeria) 954.  
 melleolaris (Dioicomycetes) 105.  
 mellea (Hypocrea) 669.  
 mellea (Hypocrea) 669.  
 mellis - acidi (Zygosaccharomyces) 1313.  
 Melodori (Balladyna) 372.  
 Melonis (Sphaerella) 859.  
 Melongenae (Phytophthora) 36.  
 Memecyli (Chaetoplaca) 531.  
 Memecyli (Coccomyces) 1268.  
 Memecyli (Hyponectria) 643.  
 Memecyli (Meliola) 314.  
 Memecyli (Morenoëlla) 498.  
 memorabilis (Nummularia) 1090.  
 Menispermacearum (Didymella) 908.

- Mereschowskyi (Plowrightia) 543.  
 Meronevae (Dimorphomyces) 73.  
 Merremiae (Meliola) 280.  
 Merrillii (Dasyscypha) 1205.  
 Merrillii (Hypoxylon) 1079.  
 Merrillii (Lasiostemma) 248.  
 Merrillii (Melanopsamma) 921.  
 Merrillii (Meliola) 352.  
 Merrillii (Micropeltella) 519.  
 Merrillii (Nummularia) 1091.  
 Merrillii (Rosellinia) 837.  
 Merrillii (Sphaerella) 880.  
 mesomorpha (Laboulbenia) 170.  
 mesopotamica (Pleospora) 1029.  
 Metastelmae (Phyllachora) 567.  
 Metzgeriae (Pseudonectria) 641.  
*Menziesi* (*Calycella*) 1190.  
*Meuriesii* (*Discinella*) 1190.  
 Meuriesii (*Pezizella*) 1190.  
 mexicana (Englerula) 230.  
 mexicana (*Phyllachora*) 596.  
 mexicana (*Taphrina*) 1302.  
 Micheliae (*Phyllachorella*) 607.  
 Miconiae (Asterina) 459.  
 Miconiae (*Auerswaldia*) 541.  
 Miconiae (*Borinquenia*) 702.  
 Miconiae (*Catacaumella*) 564.  
 Miconiae (*Hyalosphaera*) 702.  
 Miconiae (Meliola) 315.  
 Miconiae (*Paranectria*) 684.  
 Miconiae (*Phyllachora*) 564.  
 miconiicola (Lembosia) 494.  
 miconiicola (Meliola) 316.  
 miconiicola (*Phyllachora*) 597.  
 micrandus (*Stigmatomyces*) 122.  
 micraspis (*Anthostomella*) 817.  
 microcarpa (Lembosia) 494.  
*microcenta* (*Phyllachora*) 562.  
 microcentum (*Catacauma*) 562.  
 microdisca (*Ellisiodothis*) 407.  
 micromera (Meliola) 350.  
 micromera (*Stephanotheca*) 433.  
*microscopica* (*Lecidea*) 1211.  
*microscopica* (*Morenoëlla*) 502.  
*microscopica* (*Niptera*) 1211.  
 microsperma (*Micropeltella*) 522.  
 microspora (Asterina) 446.  
 microspora (*Cryptovalsa*) 734.  
 microspora (*Humaria*) 1165.  
 microspora (*Kretzschmaria*) 1085.  
*microspora* (*Lembosia*) 494.  
 microspora (Meliola) 332.  
*microspora* (*Meliola*) 314.  
 microspora (*Nectria*) 654.  
 microspora (*Phyllachora*) 568, 583.  
 microspora (*Parodiella*) 251.  
 microspora (*Rosellinia*) 833.  
 microsporium (*Helotium*) 1182.  
 microsporium (*Hydnangium*) 1328.  
 microsporium (*Microphyma*) 1138.  
 microstictica (*Didymosphaeria*) 932.  
 microstroma (*Diatrype*) 736, 740.  
 microteles (*Puiggarina*) 608.  
 microtricha (Meliola) 322.  
 migrans (*Phomatospora*) 794.  
*Mikaniae* (*Gibbera*) 250.  
 millespora (*Philocopra*) 848.  
 Milletiae (Meliola) 304.  
 mindanaense (*Dimerosporium*) 918.  
 mindanaensis (*Dimerinopsis*) 918.  
 mindorense (*Melanomma*) 1010.  
 mindorensis (*Anthostomella*) 820.  
*minium* (*Cercidospora*) 894.  
 minima (*Cudoniella*) 1156.  
 minima (*Peronospora*) 59.  
 minima (*Pharcidia*) 894.  
 minoensis (*Diatrype*) 737.  
 minoensis (*Sphaerella*) 883.  
 Minor (*Clithris*) 1271.  
 minor (*Diatrype*) 740.  
 minor (*Hysteropatella*) 1119.  
 minor (*Lophiotrema*) 1106.  
 minor (Meliola) 305.  
 minor (*Mucor*) 1.  
 minor (*Pharcidia*) 894.  
 minor (*Rhizopus*) 8.  
 minor (*Rosellinia*) 827.  
 minor (*Sclerotinia*) 1178.  
 minor (*Thyridaria*) 769.  
 minor (*Trybliidiella*) 1119.

- minus (*Odontotrema*) 1259.  
 minuscula (*Botryosphaeria*) 814.  
 minuscula (*Laboulbenia*) 198.  
 minusculus (*Ceraimyces*) 139.  
 minusculus (*Ilytheomyces*) 126.  
 minuscula (*Sarcoscypha*) 1172.  
 minuta (*Amphoropsis*) 218.  
 minuta (*Diaporthe*) 757.  
 minuta (*Physalospora*) 802.  
 minuta (*Poronia*) 1095.  
 minutelloides (*Didymosphaeria*)  
 934.  
 minutispora (*Diatrypella*) 741.  
 minutissima (*Naevia*) 1258.  
 minutula (*Valsa*) 712.  
 mirabilis (*Anthostomella*) 818.  
 mirabilis (*Asterocalyx*) 1243.  
 mirabilis (*Calopeziza*) 1216.  
 mirabilis (*Kriegeriella*) 432.  
 mirabilis (*Laboulbenia*) 206.  
 mirabilis (*Plenophysa*) 1320.  
 miscanthea (*Anthostomella*) 819.  
 Miscanthi (*Phyllachora*) 580.  
 Miscanthi (*Pleospora*) 1030.  
 Mischanthi (*Sclerospora*) 65.  
 Mischocarpī (*Mycrothyrium*) 426  
 Missionum (*Laboulbenia*) 189.  
 mississippiensis (*Endothia*) 760.  
 Mitragynes (*Meliola*) 333.  
 mixta (*Saprolegnia*) 24.  
 miyakeana (*Leptosphaeria*) 999.  
 Miyakei (*Microdiplodia*) 999.  
 modesta (*Lembosia*) 492.  
 Modiglianii (*Laboulbenia*) 174.  
 moelleriana (*Rosellinia*) 835.  
 Möhringiae (*Chatarinia*) 1021.  
 molleriana (*Phragmothyriella*)  
 528.  
 Mollinediae (*Meliola*) 321.  
 Mollinediae (*Morenoëlla*) 501.  
 mollis (*Lasiosphaeria*) 975.  
 Molluginis (*Amerodothis*) 539.  
 Molluginis (*Bagnisiella*) 539.  
 mollispora (*Humaria*) 1162.  
 Momordicae (*Asterina*) 449.  
 monensis (*Dimerina*) 245.  
 monensis (*Meliola*) 336.  
 Monocestae (*Laboulbenia*) 163.  
 Monocrepidii (*Laboulbenia*) 163.  
 monoica (*Saprolegnia*) 24.  
 monosporum (*Rhizophidium*) 19.  
 monosticha (*Melanopsamma*) 920.  
 monosticha (*Metasphaeria*) 959.  
*monotheca* (*Asterina*) 479.  
*monotheca* (*Questieria*) 479.  
 monspeliensis (*Leciographa*) 1292  
 montana (*Leptosphaeria*) 935.  
*montana* (*Scynesia*) 508.  
*montana* (*Sphaerella*) 887.  
*montana* (*Sporormia*) 1015.  
*montana* (*Trichopeltella*) 508.  
*montana* (*Trichopeltis*) 508.  
 montellica (*Saccardoella*) 963.  
 montenegrina (*Micronectria*) 691.  
 montevidensis (*Laboulbenia*) 179  
 montevidensis (*Stigmatomyces*)  
 121.  
 montivaga (*Didymella*) 910.  
 moravica (*Chryptosphaeria*) 732.  
 moravica (*Coronophora*) 708.  
 moravica (*Cucurbitaria*) 1055.  
 moravica (*Cucurbitariella*) 837.  
 moravica (*Didymosphaeria*) 929  
 moravica (*Herpotrichia*) 978.  
 moravica (*Herpotrichiella*) 974.  
 moravica (*Keissleria*) 1265.  
 moravica (*Quaternaria*) 710.  
 moravica (*Stigmatea*) 397.  
 morchelliformis (*Xylaria*) 1100.  
 morchelloides (*Verpa*) 1155.  
 Mori (*Dermatea*) 1225.  
 Mori (*Didymella*) 908.  
 Mori (*Dimerium*) 255.  
 Mori (*Massaria*) 1005.  
 Mori (*Ustulina*) 1093.  
 moricola (*Massaria*) 1006.  
 morionicola (*Laboulbenia*) 203.  
 Morionis (*Laboulbenia*) 203.  
 morthieriana (*Ombrophila*) 1235.  
 Mouririae (*Phyllachora*) 597.  
 mucida (*Spragneola*) 1156.  
 mucosa (*Dictyothyriella*) 524.  
*mucosa* (*Micropeltis*) 524.  
 Mucunac (*Sphaerella*) 873.

- Mühlenbergiae (Leptosphaeria) 983  
 muiriana (Laboulbenia) 165.  
 Mulgedii-alpini (Sphaerella) 857.  
 Mülleri (Niptera) 1211.  
 Mülleri (Phacopsis) 1211.  
 Mülleri (Pseudosaccharomyces) 1307.  
 multicuspidata (Cyathicula) 1194  
 multiseptata (Lasiosphaeria) 976.  
 multivalve (Xyloma) 1259.  
 muralis (Peronospora) 41.  
 muriperda (Mucor) 2.  
 Musae (Guignardia) 788.  
 Musae (Podospora) 847.  
 Musae (Scolecotrichum) 794.  
 Musae (Sordaria) 847.  
 Musae (Sphaerella) 879.  
 Musarum (Chaetothyrina) 370.  
 Musarum (Glomerella) 794.  
 Musarum (Gloeosporium) 794.  
 Muscariae (Laboulbenia) 168.  
 muscicola (Nectria) 663.  
 muscorum (Sclerotinia) 1180.  
 Mussaendae (Meliola) 333.  
 mutilata (Leciographa) 1292.  
 mycophaga (Dermatea) 1226.  
 Mycopron (Sphaerella) 873.  
 myocoproides (Asterina) 476.  
 myocoproides (Puiggarrina) 608.  
 myocoproides (Wardina) 476.  
 Myricariae (Tympanis) 1230.  
 Myriophylli (Cladochytrium) 21.  
 Myriophylli (Physoderma) 21.  
 Myrsinacearum (Meliola) 323.  
 Myrtaceae (Aulographum) 437.  
 Myrtacearum (Causalis) 1262.  
 Myrtacearum (Maublancia) 487.  
 Myrtacearum (Pseudorhytisma) 1262.  
 Myrtilli (Podosphaera) 223.  
 myrtillinoides (Pezicula) 1194.  
 myrtincola (Rehmiodothis) 610.  
 myrtincola (Dothidella) 610.  
 Myrtorum (Hysterostroma) 413.  
 Nadsonii (Zygosaccharomyces) 1313.  
 nantoensis (Zukalia) 381.  
 naplochaeta (Meliolina) 362.  
 Nappeyana (Pyrenopezizopsis) 1198.  
 narbonensis (Peronospora) 56.  
 Narcissi (Cladochytrium) 20.  
 Narcissi (Physoderma) 20.  
 Nardui (Stictis) 1252.  
 Nashi (Leptosphaeria) 999.  
 Nashi (Leptosphaerella) 999.  
 Nasti (Ocellaria) 1244.  
 Nasturtii aquatici (Peronospora) 50.  
 Nasturtii montani (Peronospora) 51.  
 natalensis (Meliola) 358.  
 natilitia (Sordaria) 845.  
 natans (Sphaeria) 548.  
 natans (Systemma) 548.  
 neapolitanus (Parahydraeomyces) 92.  
 Nebriae (Entomophthora) 14.  
 necator (Cordyceps) 700.  
 necator (Uncinula) 224.  
 Nectandrae (Guignardia) 785.  
 Nectandrae (Phyllachora) 587.  
 neglecta (Endogone) 1319.  
 Nemopanthis (Tympanis) 1226.  
 nemorea (Lachnea) 1175.  
 neo-guineensis (Laboulbenia) 172.  
 Neolitsea (Asterina) 456.  
 neomexicana (Phyllachora) 596.  
 Nepetae (Diaporthe) 752.  
 Nepetae (Pleospora) 1037.  
 Nepenthidis (Phyllachora) 601.  
 Nephelii (Irene) 359.  
 Nephelii (Meliola) 359.  
 Nephrodii (Botryosphaeria) 811.  
 Nephromae (Leciographa) 1291.  
 nervicida (Phyllachora) 588.  
 nervincola (Rostronitschkea) 776.  
 nervisequens (Phyllachora) 556.  
 nervisequens (Trabutia) 556.  
 nervisequia (Dothidella) 415.  
 nervisequia (Lembosia) 493.

- nervisequia* (*Microcyclella*) 544.  
*nervisequia* (*Monorhiza*) 415.  
*nervisequia* (*Polystomella*) 544.  
*nervisequia* (*Sclerotinia*) 1179.  
*Nesleae* (*Peronospora*) 51.  
*neurophilum* (*Epiphyma*) 239.  
*Nicotianae* (*Phytophthora*) 35, 36.  
*Nideri* (*Conida*) 1296.  
*nidificans* (*Balansia*) 696.  
*nidulans* (*Pleospora*) 1028.  
*njegusensis* (*Pleospora*) 1032.  
*nigerrima* (*Coniochaeta*) 826.  
*nigerrima* (*Rosellinia*) 826.  
*nigerristigma* (*Sphaerella*) 883.  
*nigra* (*Botryochora*) 542.  
*nigra* (*Bresadolella*) 683.  
*nigra* (*Megalonectria*) 542.  
*nigra* (*Meliola*) 277.  
*nigrescens* (*Didymella*) 901.  
*nigrescens* (*Rickia*) 83.  
*nigrella* (*Diaporthopsis*) 708.  
*nigrificans* (*Clypeosphaeria*) 1007.  
*nigricans* (*Leptosphaeria*) 981, 982.  
*nigricans* (*Rhizopus*) 8.  
*nigriseda* (*Pleospora*) 1038.  
*nigripes* (*Autophagomyces*) 212.  
*nigrofimbriata* (*Rickia*) 83.  
*nigromaculatus* (*Ophiobolus*) 1066  
*nigromaculatus* (*Plejobolus*) 1066.  
*nigromarginata* (*Thaxteriola*) 219  
*nigro-papillata* (*Bombardia*) 846.  
*nigro-papillata* (*Sordaria*) 846.  
*nigro-refuscens* (*Meliola*) 274.  
*nigro-rufescens* *Teramni* (*Meliola*) 309.  
*nigro-viridula* (*Massarina*) 962.  
*nigrotecta* (*Metasphaeria*) 952.  
*nipponensis* (*Corynelia*) 1104.  
*nipponicum* (*Catacauma*) 562.  
*Nisotrae* (*Ceraimyces*) 140.  
*nitens* (*Catacauma*) 564.  
*nitens* (*Melanopsamma*) 920.  
*nitens* (*Phyllachora*) 567.  
*nitens* (*Stigmatula*) 564.  
*nitida* (*Melanopsamma*) 810.  
*nitida* (*Trichosphaeria*) 810.  
*nitidula* (*Physalospora*) 796.  
*nitidus* (*Ascobolus*) 1223.  
*nivalis* (*Calonectria*) 681.  
*nivea* (*Plasmopara*) 65.  
*nivea* (*Tapezia*) 1199.  
*niveus* (*Paurocotylis*) 1320.  
*nobilis* (*Zignoella*) 967.  
*Nodostomae* (*Laboulbenia*) 164.  
*nodulariformis* (*Dermatea*) 1226.  
*nodulifera* (*Asterina*) 467.  
*nodulosum* (*Pycnocarpon*) 510.  
*normandina* (*Gloniella*) 1114.  
*notabilis* (*Amphisphaeria*) 943.  
*notha* (*Cytosporina*) 815.  
*notha* (*Harpostroma*) 815.  
*notha* (*Leptosillia*) 815.  
*Notiphilae* (*Stigmatomyces*) 118.  
*Notiophili* (*Laboulbenia*) 155.  
*novo-guineense* (*Sarcosoma*) 1234  
*novo-guineensis* (*Pilocratera*) 1173  
*novo-guineensis* (*Trabutia*) 558.  
*nubecula* (*Asterina*) 529.  
*nubecula* (*Stomiopeltella*) 529.  
*nucleata* (*Trochila*) 1262.  
*nuda* (*Asterella*) 243.  
*nudipes* (*Microglossum*) 1156.  
*nudus* (*Cryptopus*) 243.  
*numidicus* (*Cantharomyces*) 97.  
*nummularioides* (*Anthostomella*) 822.  
*nummularioides* (*Hypoxylo*) 1081.  
*nutans* (*Hypocrella*) 695.  
*nutans* (*Möllerella*) 695.  
*nutans* (*Rickia*) 80.  
*Nyctaginearum* (*Phyllachora*) 544  
*Nycteribiidarum* (*Stigmatomyces*) 124.  
*Nycticali* (*Asterina*) 445.  
*oahuensis* (*Haplophyse*) 1120.  
*obcordata* (*Rickia*) 78.  
*obducens* (*Nematostigma*) 973.  
*obesa* (*Asterinella*) 479.  
*obesa* (*Meliola*) 340.  
*obesula* (*Laboulbenia*) 183.  
*obesula* (*Meliola*) 340.

- obesus (Ceraimyces) 140.  
 oblongispora (Phyllachora) 571.  
 obliqua (Massarinula) 913.  
 obliqua (Rhamphoria) 1077.  
*obliqua* (*Teichospora*) 1077.  
 oblongula (Botryosphaeria) 811.  
 oblecta (Anthostomella) 818.  
 obtusum (Hysterangium) 1327.  
 obtusus (Ilvtheomyces) 127.  
 Ocaleae (Monoicomycetes) 93.  
 occidentalis (Pseudosaccharomyces) 1309.  
 occulta (Leptosphaeria) 982.  
 occulta (Macrodiaporthe) 748.  
*occulta* (*Melanconis*) 748.  
 occulta (Sphaerella) 861.  
 occulta (Tapesia) 1199.  
*oceanica* (*Bagnisiella*) 540.  
*oceanica* (Phyllachorella) 607.  
 ocellata (Achlya) 26.  
 Ochlandrae (Rhopographella) 623.  
 Ochnae (Phyllachora) 606.  
 ochraceum (Secotium) 1326.  
 Ochtherae (Stigmatomyces) 123.  
 Ochtheroideae (Stigmatomyces) 122.  
 Ocoteae (Catacauma) 559.  
 Ocoteae (Cryptobasidium) 1325.  
 Ocoteae (Meliola) 298.  
 ocoteicola (Meliola) 299.  
 ocoteicola (Phyllachora) 587.  
 octophragma (Leptosphaeria) 993.  
*octospora* (*Meliola*) 363.  
 octospora (Valsa) 710.  
 oculata (Sphaerella) 892.  
*Odoratae* (*Gnomonia*) 1072.  
 Oedionychi (Laboulbenia) 164.  
 Oedipus (Chitonomyces) 90.  
 oedipus (Coreomycetopsis) 221.  
 oedipus (Laboulbenia) 189.  
 oedistoma (Ophiobolus) 1067.  
 ohuanensis (Haplophyse) 1256.  
 Oidium (Peristomium) 229.  
 Oleae (Massarinula) 913.  
*oleifolia* (*Dothidea*) 549.  
*oleifolium* (Perischizon) 549.  
 oligocarpa (Asterina) 463.  
 oligomera (Meliola) 347.  
 oligomera (Pleospora) 1039.  
 oligospora (Didymella) 902.  
 oligospora (Megalonectria) 689.  
 oligosporum (Microthyriolum) 442.  
 oligotricha (Caudella) 438.  
 oligotricha (Neohoenelia) 375.  
 oligotrichus (Lasiobolus) 1220.  
 Olistopi (Laboulbenia) 199.  
 olivetorum (Tryblidiella) 1118.  
 Olivieri (Guignardia) 786.  
*Olivieri* (*Laestadia*) 786.  
 Olyrae (Dimeriella) 248.  
 omphalodes (Benguetia) 1208.  
 ombrophilacea (Pezizella) 1188.  
 Onagrae (Leptosphaeria) 988.  
 oncogona (Laboulbenia) 183.  
*Onobrychidis* (*Diachora*) 592.  
*Onobrychidis* (*Phusalospora*) 646.  
*Onobrychidis* (Physalosporina) 646.  
 ontariensis (Pezizella) 1189.  
 ontariensis (Sphaerella) 873.  
 Onthofagi (Rickia) 80.  
 oodes (Calonectria) 683.  
 Oodis (Laboulbenia) 170.  
 opaca (Asterina) 470.  
 opaca (Meliola) 264.  
 operculata (Sphaerella) 864.  
 Ophioglossae (Amorphomyces) 101.  
 Ophitis (Corethromyces) 133.  
 Ophoni (Laboulbenia) 198.  
 Ophiuri (Phyllachora) 581.  
 Opiliae (Meliola) 327.  
 opposita (Asterina) 461.  
 opposita (Meliola) 318.  
 Opuntiae (Saccharomyces) 1305.  
*orbicula* (*Darwiniella*) 550.  
*orbicula* (Elmerococcum) 550.  
*orbicula* (Phyllachora) 575.  
 orbiculare (Trichothyrium) 505.  
 orbicularis (Hypocrella) 695.  
 orbicularis (Lachnella) 1200.

- orbicularis (Myriangella) 1255.  
 orbicularis (Phragmothyriella) 528.  
*orbiculata* (*Dothidasteromella*) 413.  
*orbiculata* (Leptocrea) 645.  
*orbiculata* (Seynesia) 428.  
*orbiculata* (Valsonectria) 667.  
*orbiculatum* (Hysterostoma) 413.  
 Orchidearum (Nectria) 652.  
 orchnodes (Didymella) 901.  
*orechtochilicola* (Laboulbenia) 173.  
*oreophila* (Patellea) 1277.  
*orientalis* (Cudonia) 1158.  
*orientalis* (Cantharomyces) 95.  
*orientalis* (Corethromyces) 134.  
*orientalis* (Rhachomyces) 209.  
*Origani* (Chaetopyrena) 961.  
*Origani* (*Metasphaeria*) 961.  
*ornatus* (Miscogomyces) 144.  
*Ornithogali* (Physoderma) 21.  
*ortalidanus* (Stigmatomyces) 118.  
*Oryzae* (Sclerospora) 65.  
*oryzeti* (Sordaria) 846.  
*oryzina* (Leptosphaeria) 996.  
*oryzinus* (Ophiobolus) 1064.  
*Oryzopsidis* (Phyllachora) 581.  
*Osbeckiae* (*Dothidella*) 610.  
*Osbeckiae* (Rehmiodothis) 610.  
*Oscinosomalis* (Dimeromyces) 71.  
*Osmanthi* (Meliola) 330.  
*osorianus* (Scelophoromyces) 215.  
*Ostryae* (Mamiania) 567, 1070.  
*Ostryae* (Phyllachora) 567.  
*Ostryae* (*Phyllachora*) 1070.  
*Othophorae* (Meliola) 291.  
*ovalispora* (Humaria) 1167.  
*ovalispora* (*Pulvinula*) 1167.  
*ovata* (Bremia) 62.  
*ovina* (Dasyscypha) 1203.  
*ovina-vagans* (*Lasiosphaeria*) 847.  
*ovoidea* (*Zignoëlla*) 503.  
*Oxycedri* (*Didymascella*) 1263.  
*oxyspora* (Leptosphaeria) 995.  
*oxysporiza* (Nesolectria) 1274.  
*Oxytropidis* (Peronospora) 56.  
*pachyasca* (Sphaerella) 886.  
*pachydermata* (Calosphaeria) 709.  
*pachydermica* (Laboulbenia) 179.  
*Pachylophi* (Laboulbenia) 165.  
*Pachysandrae* (Cyclodothis) 633.  
*pachystoma* (Laboulbenia) 175.  
*pachythea* (Leptosphaeria) 989.  
*pachythelica* (Laboulbenia) 206.  
*pacifica* (Leptosphaeria) 997.  
*padicola* (Diaporthe) 754.  
*naetensis* (Micropeltella) 520.  
*Pahudiae* (Phyllachora) 593.  
*Pakuri* (*Dothidella*) 546.  
*Palaquii* (*Trematosphaeria*) 1018.  
*palawanense* (Aulacostroma) 402.  
*palawanensis* (Amphisphaeria) 941.  
*palawanensis* (Asterinella) 484.  
*palawanensis* (Meliola) 333.  
*palawanensis* (*Stigmatodothis*) 400.  
*Paliuri* (Cryptovalsa) 734.  
*Paliuri* (Eutypella) 721.  
*pallescens* (Rickia) 83.  
*pallida* (Melanconiella) 762.  
*pallida* (Rickia) 83.  
*pallida* (Xylaria) 1100.  
*pallidispora* (Melomastia) 969.  
*pallidispora* (*Trematosphaeria*) 969.  
*pallidus* (Corethromyces) 134.  
*pallidus* (Dioicomyces) 103.  
*pallidus* (Geopyxis) 1159.  
*pallidus* (Hypomyces) 674.  
*pallidus* (Mucor) 1.  
*pallidus* (Rhachomyces) 209.  
*Palmae* (Sphaerella) 881.  
*Palmarum* (*Asterina*) 411.  
*Palmarum* (*Bagnisiella*) 539.  
*Palmarum* (Catabotrys) 539.  
*Palmarum* (*Muxothecium*) 411.  
*Palmarum* (Nemacyclus) 1254.  
*Palmarum* (Ophionectria) 690.  
*Palmarum* (Rhopographina) 625.  
*Palmarum* (*Rhopographus*) 625.  
*Palmarum* (Scolionema) 411.  
*palmicola* (*Auerswaldia*) 541.

- palmicola (Catacauma) 564.  
 palmicola (Dermatea) 1225.  
 palmigena (*Botryosphaeria*) 540.  
 palmigenum (*Coccostoma*) 540.  
 palmincola (*Curreyella*) 637.  
 palmincola (*Hyalocurreya*) 637.  
 palmivora (*Phytophthora*) 36.  
 palmivorum (*Pythium*) 36.  
 paludosa (*Laboulbenia*) 164.  
 palustris (*Laboulbenia*) 177.  
 palustris (*Peronospora*) 62.  
 pampaniniana (*Leptosphaeria*) 984.  
 Panamensis (*Sclerotinia*) 1177.  
 panamensis (*Ilytheomyces*) 126.  
 Pandani (*Asterina*) 495.  
 Pandani (*Auerswaldia*) 540.  
 Pandani (*Clithris*) 1271.  
 Pandani (*Ellisiodothis*) 407.  
 Pandani (*Lembosia*) 495.  
 Pandani (*Linospora*) 1078.  
 Pandani (*Linocarpon*) 1078.  
 Pandani (*Myiocopron*) 422.  
 pandanicola (*Didymella*) 909.  
 Panesthiae (*Herpomyces*) 100.  
 Panici (*Ophiobolus*) 1064.  
 Panici (*Otthia*) 946.  
 Panici (*Phialea*) 1185.  
 Panici (*Telimenia*) 623.  
 panicicola (*Meliola*) 293.  
 Panici-sulcati (*Phyllachora*) 583.  
 pannosa (*Sphaerotheca*) 1333.  
 Paolii (*Exarmidium*) 622.  
 papillata (*Asterina*) 446.  
 papillata (*Melanospora*) 648.  
 papillifera (*Irene*) 358.  
 papillifera (*Phaeodimeriella*) 257.  
 papilloideo-septata (*Anisomyces*) 765.  
 papilloideo-septata (*Dothidea*) 765.  
 papuana (*Laboulbenia*) 163.  
 papuana (*Rickia*) 83.  
 papuanus (*Stigmatomyces*) 118.  
 papulosa (*Metasphaeria*) 952.  
 papyracea (*Nummularia*) 1091.  
 paradoxa (*Achlya*) 27.  
 paradoxa (*Colletomanginia*) 650.  
 paradoxa (*Laboulbenia*) 207.  
 paradoxa (*Saprolegnia*) 25.  
 paraënsis (*Cenangium*) 1229.  
 paraënsis (*Eutypella*) 724.  
 paraënsis (*Ophiobolus*) 1067.  
 paraënsis (*Zukalia*) 379.  
 paraguariensis (*Leptosphaeria*) 980.  
 paraguayana (*Eutypa*) 1336.  
 paraguayensis (*Laboulbenia*) 171.  
 paraguayensis (*Lophidiopsis*) 1337.  
 paraguayensis (*Microphiodotis*) 629.  
 paraguayensis (*Ophiodotis*) 629.  
 paraguayensis (*Scynesia*) 462.  
 Paralimnae (*Stigmatomyces*) 121.  
 paranensis (*Laboulbenia*) 193.  
 Parashoreae (*Pycnocarpon*) 510.  
 Parasiti (*Rickia*) 84.  
 parasitica (*Endothia*) 761.  
 parasitica (*Homostegia*) 626.  
 parasitica (*Peronospora*) 46.  
 parasitica (*Phytophthora*) 35, 37.  
 parasiticum (*Acrospermum*) 1128.  
 parasiticus (*Ascobolus*) 1222.  
 parathesicola (*Meliola*) 325.  
 Parkinsoniae (*Dimerosporium*) 243.  
 Parinari (*Cocconia*) 609.  
 Parinari (*Phacidium*) 1261.  
 Parinari (*Phaeochoyella*) 609.  
 parmeliana (*Homostegia*) 627.  
 parmeliana (*Trematosphaeriopsis*) 627.  
 partita (*Laboulbenia*) 164.  
 partita (*Xylaria*) 1097.  
 parvula (*Meliola*) 319.  
 parvula (*Merrilliopectis*) 1116.  
 parvula (*Rickia*) 81.  
 parvula (*Valsa*) 712.  
 parvulum (*Odontoschizon*) 1272.  
 Parydrae (*Stigmatomyces*) 123.  
 Paspali (*Phaeosphaerella*) 925.  
 paspalicola (*Phyllachora*) 584.  
 Pasqueti (*Laboulbenia*) 159.

- passalina (Rickia) 80.  
 Passiflorae (Lophodermium) 1127.  
 Passiflorae (Vizella) 402, 1021.  
 Pastori (Zygosaccharomyces) 1313.  
 patagonica (Stomiopeltella) 529.  
 patagonicum (Microthyrium) 425.  
*patagonicum* (Microthyrium) 529.  
 patella (Diatrype) 740.  
 Patellula (Meringosphaeria) 1068.  
 patens (Meliola) 339.  
 Patouillardi (Catacauma) 564.  
 patrata (Laboulbenia) 207.  
 patria (Dianorthe) 750.  
 Paumamuae (Laboulbenia) 200.  
 paucipes (Meliola) 329.  
 paulensis (Scoria) 376.  
 Paullinae (Meliola) 290.  
 Paullinae (Perisporium) 262.  
 Paulowniae (Sphaerella) 885.  
 Paulowniae (Valsa) 715.  
 paupercula (Laboulbenia) 194.  
 paupercula (Sclerospora) 67.  
 paurospora (Diatrype) 736.  
 Paxii (Monascus) 1319.  
 Pavettae (Lembosia) 495.  
 pavonina (Stegasphaeria) 937.  
 peckiana (Chorostate) 750.  
 peckiana (Curreya) 637.  
 peckianum (Cenangium) 1226.  
 peckianum (Phaeangium) 1230.  
*Peckii* (Uredo) 17.  
 pectinulifera (Laboulbenia) 166.  
 pedalis (Dimeromyces) 72.  
 pedicellata (Laboulbenia) 195.  
 Pedicularis (Peronospora) 60.  
 pedrosensis (Guignardia) 787.  
 Pegani (Pleospora) 1037.  
 Peglerae (Meliola) 345.  
 Peiroleri (Laboulbenia) 182.  
 pelladense (Dimerosporium) 244.  
 pelladensis (Physalospora) 803.  
*pelladensis* (Physalospora) 564.  
 Pellatii (Pyrenophora) 1044.  
 pellita (Pocosphaeria) 1003.  
 pelliculosa (Meliola) 297.  
 pellucida (Calonectria) 681.  
 pellucida (Sphaerella) 876.  
 peltata (Cordyceps) 699.  
 peltata (Meliola) 277.  
 Peltideae (Pharcidia) 895.  
 peltigerea (Leptosphaeria) 1002.  
 peltigericola (Pleosphaerulina) 1019.  
*peltigericola* (Verrucaria) 1019.  
*peltigereum* (Trupetelium) 1002.  
 Peltophori (Phyllachora) 593.  
 Pelvetiae (Dothidella) 543, 545.  
 Pelvetiae (Pharcidia) 893.  
 Pelvetiae (Pleospora) 1024.  
 Pelvetiae (Plowrightia) 542.  
 Pelvetiae (Sphaerella) 849.  
 Pelvetiae (Stigmatea) 395.  
 pelvetiana (Didymosphaeria) 928.  
 pelvetiana (Orcadia) 678.  
 Penicillariae (Myrmaecium) 760.  
 Penniseti (Didymella) 904.  
 Penniseti (Phyllachora) 584.  
 pentandrus (Stigmatomyces) 111.  
 Pepo (Rosellinia) 834.  
 Perae (Parodiopsis) 391.  
 perconferta (Asterina) 466.  
 perconferta (Sphaerella) 878.  
 peregrina (Meliola) 325.  
*perexigua* (Gloniella) 1115.  
 perexigua (Leptopeltella) 1115.  
 perexiguum (Hysterium) 1255.  
*perforans* (Lecidea) 1274.  
 perforans (Nesolechia) 1274.  
 peribambusina (Physalospora) 798.  
 Pericampyli (Sphaerella) 878.  
 Periplocae (Metasphaeria) 959.  
 perileuca (Sordaria) 844.  
 perisporioides (Parodiella) 251.  
 perisporioides (Phaeotrabutiella) 609.  
*perisporioides* (Phyllachora) 609.  
 perlata (Phyllachora) 568.  
 permasculus (Cartharomyces) 99.  
 permixta (Phyllachora) 605.  
 perpusilla (Asterina) 448.  
 perpusilla (Calonectria) 681.  
 perpusilla (Humaria) 1163.

- perpusilla (Meliola) 271.  
 perpusilla (Nectria) 656.  
 perpusilla (Ophiotexis) 235.  
 perpusilla (*Pseudomeliola*) 235.  
 perpusilla (Rickia) 74.  
 perpusillum (*Hyaloderma*) 235.  
 perpusillus (Ecteinomyces) 142.  
 Perseae (Meliola) 299.  
 Perseae (Sphaerella) 871.  
 Persicae (Sphaeroteca) 1333.  
 persicino-tingens (Trematosphaeria) 1012.  
 personata (*Leptosphaeria*) 1131.  
 personata (Scleroplella) 1131.  
 pertenuae (*Pseudohelotium*) 1191.  
 Pertusariae (Karschia) 1280.  
 Pertusariae (Leciographa) 1290.  
 perusensis (Rosellinia) 837.  
 peruviana (Meliola) 273.  
 Petchii (Dimeromyces) 69.  
 Petchii (Haematomyces) 1240.  
 Petchii (Hypocrea) 669.  
 petiolicola (Plagiostomella) 708.  
 Petrakii (Humaria) 1166.  
 Petrakii (*Leptosphaeria*) 985.  
 petrakiana (Diaporthe) 756.  
 petrakiana (Didymosphaeria) 935.  
 Peverimhoffii (Cryptandromyces) 212.  
 Peyerimhoffii (Rhachomyces) 209.  
 Peverimhoffii (Rickia) 76.  
 Peziza (Nectria) 661.  
 Phacae (Peronospora) 56.  
 phaeoconia (Phialea) 1184.  
 phaeosoma (Laboulbenia) 185.  
 phagospora (Humaria) 1166.  
 Phalacri (Rickia) 84.  
 Phanerae (Dothiopsis) 593.  
 Phanerae (Phyllachora) 593.  
 pharensis (Protomycopsis) 1319.  
 Phaseoli (Hyponectria) 643.  
 Phaseoli (Phytophthora) 35.  
 Phaseoli (Pleosphaerulina) 1019.  
 phaseolina (Phyllachora) 594.  
 phaseolorum (Sphaerella) 872.  
 phialopsis (Ocellaria) 1244.  
 philippina (Ferrarisia) 241.  
 philippina (Laboulbenia) 167.  
 philippina (Nectriella) 642.  
 Philippinarum (Ceratosphaeria) 1075.  
 Philippinarum (Kalmusia) 771.  
 Philippinarum (Peroneutypa) 729.  
 Philippinarum (Urnula) 1225.  
 philippinense (Melanomma) 1009.  
 philippinense (Mvriangium) 1136.  
 philippinensis (Bakeromyces) 817.  
 philippinensis (Balladynopsis) 374.  
 philippinensis (Ceratochaeta) 370.  
 philippinensis (Chryptosphaeria) 733.  
 philippinensis (Cryptovalsa) 734.  
 philippinensis (Eremotheca) 528.  
 philippinensis (Erinella) 1217.  
 philippinensis (Gibbera) 923.  
 philippinensis (Henningsomyces) 375.  
 philippinensis (Herpotrichia) 977.  
 philippinensis (Hypoxylina) 650.  
 philippinensis (Lembosia) 496.  
 philippinensis (Lentomita) 1071.  
 philippinensis (Linhartia) 1211.  
 philippinensis (Linctexis) 235.  
 philippinensis (Microthyriella) 526.  
 philippinensis (Pleiospomella) 418.  
 philippinensis (Sclerospora) 66.  
 philippinensis (Stictis) 1252.  
 philippinensis (Stigmatea) 396.  
 philippinensis (Uleomyces) 1137.  
 philippinus (Coccomyces) 1268.  
 Phillyreae (Valsa) 713.  
 Philodendri (Meliola) 270.  
 philonticola (Laboulbenia) 183.  
 phoeticola (Phyllachora) 588.  
 Phomidis (Pleospora) 1039.  
 Phomidis (Sphaerella) 871.  
 phlycticola (Cnidium) 1298.  
 phoenicicola (Anthostomella) 822.  
 phorcioides (Massaria) 1005.  
 Phormii (Hypostegium) 807.  
 Phormii (*Physalospora*) 807.  
 Phoradendri (Asterina) 458.

- phrynostoma (Laboulbenia) 162.  
 Phyllocharis (Xylaria) 1101.  
 phyllogenum (Platystomum) 1110.  
 phyllophila (Hypocrella) 693.  
 phylloporina (Leciographa) 1291.  
 Phyllostachydis (Hypocreopsis) 674.  
*Phyllostachydis* (*Ustilaginoidea*) 674.  
 phyllostictoides (Criserosphaeria) 1060.  
 Physocarpus (Phyllachora) 602.  
 Picardii (Laboulbenia) 168.  
*Picramniae* (*Dothidella*) 615.  
*Picramniae* (*Endodothella*) 615.  
*Picramniae* (*Ophiodothis*) 698.  
 Picridis (Protomyces) 1316.  
 pileata (Pyrenophora) 1041.  
 Pilocarpus (Meliola) 339.  
 pilosa (Trichosphaeria) 809.  
 pinastri (Cenangella) 1230.  
*pinastri* (*Dothichypeolum*) 617.  
*pinastri* (*Gelatinosporium*) 1233.  
*pinastri* (*Scleroderris*) 1233.  
*pinastri* (*Tryblidiopsis*) 1113.  
*pinastri* (*Tryblidis*) 1113.  
*pinastri* (*Tympanis*) 1230.  
 pinetorum (Acetabula) 1158.  
 pinguis (Stigmatomyces) 123.  
 Pini (Xyloma) 1260.  
 pinicola (Sphaerella) 858.  
 pinnata (Rickia) 85.  
 pinophylla (Calothyriella) 436.  
*pinophylla* (*Gloniella*) 1115.  
 pinophylla (Leptopeltella) 1115.  
 pipericola (Guignardia) 791.  
 pipericola (Pseudonectria) 640.  
 piperina (Asterina) 466.  
 piperina (Meliola) 330.  
 piperina (Physalospora) 1334.  
 Piperis (Actinodothis) 418.  
 Piperis (Asterina) 466.  
 Piptadeniae (Hypoxylon) 1081.  
 piptadenicola (Phyllachora) 594.  
 Pipturi (Asterina) 474.  
 Piri (Plectodiscella) 1141.  
 piricola (Metasphaeria) 958.  
 pirifera (Apodachlya) 29.  
 piriformis (Didymella) 907.  
*piriformis* (*Sphaeria*) 907.  
*Pirolae* (*Depazea*) 397.  
*Pirolae* (*Sclerotinia*) 1180.  
*Pirolae* (*Stigmatea*) 397.  
 pistillariaeformis (Xylaria) 1097.  
*Pithecolobii* (*Euryachora*) 631.  
*Pithecolobii* (*Montagnellina*) 631.  
 Pittieri (Phyllachora) 599.  
*Pittieri* (*Phyllachora*) 573.  
 pitya (Meliola) 278.  
 pitya (Micropeltis) 515.  
 placenta (Systemma) 548.  
 placenta (Sphaerostilbe) 666.  
*placentiformis* (*Dothidella*) 599.  
*placentiformis* (*Ustulina*) 1093.  
 placida (Coccodothella) 459.  
*placida* (*Plowrightia*) 549.  
 placida (Pseudomeliola) 388.  
 Plagiochilae (Coleroa) 399.  
 plagiostoma (Julella) 1054.  
 plana (Hypocrella) 693.  
 Planchoniae (Lophodermium) 1126.  
 planeticola (Laboulbenia) 187.  
 planiuscula (Cryptovalsa) 735.  
 Plantaginis (Anisomyxa) 33.  
 Platani (Massaria) 1006.  
 Platani (Zignoella) 965.  
 platanoides (Calospora) 707.  
 platensis (Asteronycha) 216.  
 platensis (Autoicomyces) 147.  
 platensis (Autophagomyces) 212.  
 platensis (Bordea) 106.  
 platensis (Cantharomyces) 99.  
 platensis (Chantransiopsis) 216.  
 platensis (Compsomyces) 211.  
 platensis (Corethromyces) 132.  
 platensis (Dimorphomyces) 72.  
 platensis (Ecteinomyces) 141.  
 platensis (Laboulbenia) 189.  
 platensis (Rickia) 75.  
 platensis (Stigmatomyces) 117.  
 platensis (Trenomyces) 129.  
*platysca* (*Dothidella*) 613.  
 platypoda (Asterina) 468.

- platysperma (Meliola) 318.  
 platystoma (Stigmatomyces) 115.  
 Plectroniae (Guignardia) 791.  
 pleiospora (Pleoscutula) 1285.  
 pleophilus (Tetragomyces) 86.  
 pleospora (Pleophragmia) 1055.  
 pleurota (Jotidea) 1161.  
 plumigena (Massaria) 1005.  
 Poae (Chaetopyrena) 961.  
 Poae (*Metasphaeria*) 961.  
 Poae - nemoralis (Phyllachora) 584.  
 Podocarpi (Dimerina) 245.  
 Podocarpi (Meliola) 278.  
 podolica (Pyrenopeziza) 1195.  
 Podontiae (Laboulbenia) 166.  
 podophilus (Corethromyces) 135.  
 podophilus (*Stichomyces*) 135.  
 Pogonatheri (Phyllachora) 584.  
 polita (Moutoniella) 1258.  
 polita (Nectria) 661.  
 Polygoni (Cerioporella) 962.  
 polygonia (Diatrype) 738.  
 polygramma (Eutypa) 726.  
 polygramma (Sphaerella) 871.  
 polymorpha (Pichia) 1312.  
 polymorpha (Pyrenopeziza) 1197.  
 polyphaga (Laboulbenia) 185.  
 polypoda (Amazonia) 504.  
 Polypogonis (Phyllachora) 585.  
 polyspora (Pleodothis) 543.  
 polyspora (*Plowrightia*) 543.  
 Polystichi (Laboulbenia) 167.  
 polystoma (Phaeodothis) 619.  
 polytricha (Trichaleurina) 1207.  
 pomacearum (Massaria) 1007.  
 Pomacearum (Massarina) 962.  
 Pometiae (Micropeltis) 519.  
 pomiformis (Melanopsamma) 920  
*Pongamiae* (*Cryptomyces*) 592.  
 populinum (Ceuthocarpon) 707.  
 populnea (Sphaerella) 885.  
 porcina (Ascodesmis) 1167.  
 poricola (Nectria) 657.  
 poromera (Puccinia) 1329.  
 porrectus (Stigmatomyces) 112.  
 porrigens (Laboulbenia) 169.  
 porriginosa (Asterina) 444.  
 portoricense (Perisporium) 261.  
 portoricensis (*Corynelia*) 1104.  
 portoricensis (Desmotascus) 795.  
 portoricensis (Dothidella) 545.  
 portoricensis (Halstedtia) 554.  
 portoricensis (Meliola) 277.  
 portoricensis (Nectria) 652.  
 portoricensis (Peronoplasmopara) 63, 1333.  
 portoricensis (Trabutia) 558.  
 portoricensis (Wageria) 259.  
 Pothoidei (Lembosia) 491.  
 praeandicola (Cucurbitaria) 1058.  
 praeandina (Eutypa) 725.  
 praeandina (Eutypella) 717.  
 praeandina (Gibberidea) 1017.  
 praeandinum (Hysterographium) 1121.  
 prahlia (Naevia) 1246.  
 Premnae (Epiphyma) 239.  
 Premnae (Eutypella) 723.  
 Premnae (Phyllachora) 605.  
 prenanthicola (Sphaerella) 857.  
 priuscheggiana (*Leptosphaeria*) 992.  
 procumbens (*Ophiognomonia*) 708.  
 prodiga (Asterina) 475.  
 profunda (Anthostomella) 818.  
 profusa (Enchosphaeria) 974.  
 profusa (Winterina) 970.  
 profusus (*Rehmiomyces*) 970.  
 prolifera (Blastocladia) 30.  
 proliferans (Laboulbenia) 202.  
 proliferans (Stigmatomyces) 115.  
 prominens (*Trematosphaeria*) 1011.  
 propinqua (Ceratospaeria) 1075.  
 propinqua (Physalospora) 797.  
 propolinoides (Pleiostrictis) 1260.  
 propinquum (Gloeosporium) 1076  
 prosopidicola (Teichospora) 1050  
 Prosopidis (Didymospaeria) 931  
 Prosopidis (Pleospora) 1033.  
 Proteae (Oligostroma) 615.  
 Protearum (*Leptosphaeria*) 998.

- protracta (Cryptovalsa) 734.  
 proteacium (Aulographium) 1113.  
 protrudens (Stigmatomyces) 123.  
 proxima (Patellaria) 1286.  
 proximella (Valsa) 716.  
 proximellum (Celidium) 1299.  
*Pruni* (*Bagnisiella*) 541.  
*Pruni* (Chorostate) 750.  
*Pruni* (*Leptosphaeria*) 989.  
*Pruni-americanae* (*Teichospora*) 1050.  
*Pruni-Cerasi* (*Venturia*) 899.  
*Pruni-spinosae* (*Cucurbitaria*) 1058.  
*prunicola* (*Botryosphaeria*) 812.  
*prunicola* (*Bulgaria*) 1240.  
*Prunophorae* (*Coccomyces*) 1270  
*Pselapti* (*Pselaphidomyces*) 208.  
*pseudes* (*Phyllachora*) 598.  
*Pseudo-acaciae* (*Sphaerella*) 874.  
*Pseudococci* (*Entomophthora*) 13  
*Pseudocymopteri* (*Puccinia*) 1330.  
*pseudodecipiens* (*Laboulbenia*) 190.  
*pseudoflagellata* (*Laboulbenia*) 193.  
*Pseudodiplodia* (*Sphaeropsis*) 805  
*pseudodothidea* (*Mycrothyrium*) 413.  
*pseudotrichia* (*Megalonectria*) 689  
*pseudoperisporioides* (*Dimerium*) 254.  
*Pseudopeziza* (*Parodiella*) 1144.  
*Pseudopeziza* (*Pseudoparodia*) 1144.  
*pseudo-pustula* (*Amerostega*) 1132.  
*pseudo-pustula* (*Physalospora*) 1132.  
*pseudoradicalis* (*Endothia*) 761.  
*pseudoradicalis* (*Endothia*) 760.  
*pseudostromatica* (*Metasphaeria*) 956.  
*pseudostromatica* (*Teichospora*) 1049.  
*Psidii* (*Diatrypella*) 742.  
*psilina* (*Laboulbenia*) 166.  
*Psilopae* (*Stigmatomyces*) 122.  
*psittacea* (*Laboulbenia*) 200.  
*Psophocarpi* (*Uromyces*) 17.  
*Psychotriae* (*Hysterostomella*) 416.  
*Psychotriae* (*Inocyclus*) 416.  
*Psychotrae* (*Maurodothella*) 497.  
*Psychotriae* (*Meliola*) 335.  
*Ptarmica* (*Schizothyrioma*) 1112.  
*Ptarmicae* (*Schizothyrium*) 1256.  
*pteridicola* (*Corynelia*) 1105.  
*pteridicola* (*Meliola*) 290.  
*Pteridis* (*Clathrospora*) 1039.  
*Pteridis* (*Lophiotrema*) 1107.  
*Pteridis* (*Sphaeria*) 1257.  
*Pteridis* (*Uleodothis*) 544.  
*pteridophylla* (*Dasyscypha*) 1203.  
*Pterocarpi* (*Catacauma*) 560.  
*Pterocarpi* (*Dothidea*) 766, 767.  
*Pterocarpi* (*Dothidella*) 610.  
*Pterocarpi* (*Homostegia*) 627.  
*Pterocarpi* (*Homostegia*) 767.  
*Pterocarpi* (*Phaedothisopsis*) 618.  
*Pterocarpi* (*Phyllachora*) 560, 610  
*Pterocarpi* (*Placostroma*) 610.  
*Pterocarpi* (*Pseudothis*) 766, 767.  
*Pterocarpi* (*Uncinula*) 224.  
*Pterocarpiacae* (*Meliola*) 307.  
*Pterogenii* (*Stichomyces*) 136.  
*Pterospermi* (*Phyllachora*) 604.  
*Pterostichi* (*Laboulbenia*) 195.  
*Ptychospermatis* (*Nectriella*) 642.  
*puccinioides* (*Auerswaldia*) 541.  
*puccinioides* (*Auerswaldiella*) 541  
*Puerariae* (*Woroninella*) 17.  
*puiggariana* (*Dialhypocrea*) 673.  
*Puiggarii* (*AcrospERMUM*) 1130.  
*Puiggarii* (*Anthostomella*) 820.  
*Puiggarii* (*Chaetosphaeria*) 1014.  
*Puiggarii* (*Coccomyces*) 1268.  
*Puiggarii* (*Cordyceps*) 699.  
*Puiggarii* (*Dasyscypha*) 1203.  
*Puiggarii* (*Guignardia*) 788.  
*Puiggarii* (*Hyaloderma*) 233.  
*Puiggarii* (*Hysterostomella*) 410.  
*Puiggarii* (*Laestadia*) 788.  
*Puiggarii* (*Montagnella*) 624.

- Puiggarii (Patellonectria) 1339.  
 Puiggarii (Pezizella) 1186.  
 Puiggari (Phragmocarpella) 624.  
 Puiggarii (Plowrightia) 543.  
 Puiggari (Rhiphidonema) 1325.  
 Puiggarii (Stictis) 1251.  
 pulchella (Cyclodothis) 633.  
 pulchella (Dexteria) 703.  
 pulchella (Laboulbenia) 186.  
 pulchella (Linospora) 1062.  
 pulchella (Melittosporiella) 1251.  
 pulchella (Neotrotteria) 777.  
 pulchella (Trichospermella) 364.  
 pulchellus (Corethromyces) 133.  
*pulcherrima* (Meliola) 361.  
*pulcherrima* (Meliolina) 361.  
*pulcherrima* (Polystomella) 408.  
*pulchra* (Questieria) 478.  
*pulchra* (Rickia) 78.  
*pulchrum* (Dimerosporium) 478.  
*pulchrum* (Pythium) 1331.  
*pulcaris* (Gibberella) 687.  
*pulcaris* (Lisea) 676.  
 Pulmonariae (Peronospora) 38.  
*pulposi* (Didymella) 905.  
*pulposi* (Didymosphaeria) 905.  
*pulveracea* (Rosellinia) 833.  
*pulverosum* (Xylogramma) 1250.  
*pulverulenta* (Dothidella) 634.  
*pulverulentus* (Monopus) 634.  
*pulvinatum* (Celidium) 1298.  
*pulvinula* (Isomunkia) 395.  
*pumila* (Rickia) 75.  
*pumilum* (Hysterangium) 1327.  
*punctata* (Apodachlya) 29.  
*punctiforme* (Ceutocarpon) 1061.  
*punctiformis* (Sphaerella) 882.  
*punctillum* (Leptosphaeria) 1001.  
*punctulata* (Nummularia) 1086.  
*pungens* (Meliola) 268.  
*pura* (Bulgaria) 1238.  
*pura* (Ombrophila) 1238.  
*pura* (Peziza) 1238.  
*purpurascens* (Melanomma) 1009.  
*Pusaetae* (Phyllachora) 594.  
*pusense* (Helotium) 1183.  
*pusilla* (Ascotricha) 240.  
*pusilla* (Asterina) 474.  
*pusilla* (Diaporthe) 756.  
*pusilla* (Dimerosporina) 369.  
*pusilla* (Eutypella) 1336.  
*pusilla* (Lachnea) 1177.  
*pusilla* (Leptosphaerella) 999.  
*pusilla* (Leptosphaeria) 999.  
*pusilla* (Peroneutypella) 732.  
*pusilla* (Phylacia) 1085.  
*pusillimus* (Ecteinomyces) 143.  
*pusillimus* (Henningsomyces) 375.  
*pusillum* (Chaetomium) 240.  
*pusillus* (Rhopoglyphus) 625.  
*Pustula* (Chalchosphaeria) 707.  
*pustulata* (Chorostate) 751.  
*pustulata* (Diaporthe) 751.  
*putaminum* (Pleospora) 1025.  
*Puttemansii* (Ascopolyporus) 701.  
*Puttemansii* (Asterella) 440.  
*Puttemansii* (Auerswaldia) 540.  
*Puttemansii* (Bertia) 917.  
*Puttemansii* (Coccostroma) 540.  
*Puttemansii* (Lembosia) 494.  
*Puttemansii* (Meliola) 300.  
*Pycrei* (Phyllachora) 570.  
*pygiphilus* (Corethromyces) 134.  
*pygmaeum* (Trichothecium) 927.  
*pygmaeus* (Corethromyces) 135.  
*Pynaerthi* (Hypoxydon) 1084.  
*pyrenocarpoidea* (Cenangella) 1231.  
*pyrenocarpoides* (Pyrenopeziza) 1197.  
*pyrenocrata* (Theissenia) 1092.  
*pyrenocrata* (Ustulina) 1092.  
*pyrosphaera* (Nectria) 660.  
*quadrangulatum* (Chaetomium) 841.  
*quadratus* (Coccomyces) 1268.  
*quadrifurcata* (Meliola) 280.  
*quadrinucleatum* (Lophiostoma) 1108.  
*quadrospora* (Phyllachora) 583.  
*Quamoclidii* (Leptosphaeria) 988.  
*quarta* (Asterina) 462.  
*quaternella* (Mycobilimbia) 1289.

- quercicola (Auerswaldia) 613.  
 quercicola (Coccochorella) 613.  
 quercigena (Trichothyriella) 507.  
*quercigenum* (*Trichothyrium*) 507.  
 quercina (Didymella) 903.  
*quercina* (*Meliola*) 362.  
*quercinopsis* (*Meliola*) 362.  
 quercinum (Colpoma) 1260.  
 quercinum (Xyloma) 1257.  
 quercinus (Melanomyces) 918.  
 quercinus (Phaneroascus) 1146.  
*Quercus* *Ilicis* (*Cucurbitaria*) 1056.  
*quinquesepata* (*Herpotrichia*) 978.  
 quinta (*Asterinella*) 486.
- racemosa* (*Achlya*) 26.  
 rachidis (*Rosellinia*) 829.  
*Raciborskii* (*Phyllachora*) 582.  
*Racovitzae* (*Gymnoascus*) 1146.  
*Racovitzae* (*Myxotrichum*) 1146.  
 radians (*Meliolina*) 360.  
 radians (*Pseudopeziza*) 1199.  
 radiata (*Rickia*) 81.  
 radiata (*Sphaerella*) 891.  
 radiata (*Stictis*) 1252.  
 radicalis (*Endothia*) 708, 761.  
*radicalis* (*Endothia*) 760.  
*radicalis* (*Sphaeria*) 760.  
 radicans (*Xylaria*) 1098.  
 radicus (*Olpidiaster*) 1331.  
 Radii (*Peronospora*) 42.  
 radiosa (*Achlya*) 26.  
 radiostriatus (*Pezizellaster*) 1190.  
*Ragazzii* (*Laboulbenia*) 204.  
*Raimundi* (*Coniochaeta*) 832.  
*Raimundi* (*Rosellinia*) 832.  
*Raimundoi* (*Humaria*) 1164.  
*Raimundoi* (*Massarina*) 963.  
*Raimundoi* (*Metasphaeria*) 954.  
*Ramalinae* (*Arthopyrenia*) 896.  
*Ramalinae* (*Patellaria*) 1284.  
*Ramalinae* (*Pharcidia*) 896.  
*Ramalinae* (*Scutula*) 1284.  
*Ramosii* (*Asterina*) 450.  
*Ramosii* (*Dimerium*) 253.  
*Ramosii* (*Meliola*) 287.
- Ramosii* (*Micropeltella*) 520.  
*Ramosii* (*Microthyrium*) 423.  
*Ramosii* (*Morenoëlla*) 499.  
*Ramosii* (*Parasterina*) 478.  
 ramosum (*Mitochytridium*) 20.  
 ramosum (*Pythiogeton*) 1332.  
 ramosus (*Rhizopus*) 8.  
*ramulare* (*Myiocopron*) 639.  
*Ramulariae* (*Neonectria*) 665.  
*ramularis* (*Microdothella*) 639.  
*ramuligera* (*Asterinella*) 481.  
*Ramusii* (*Linobolus*) 1060.  
*Ranunculi* (*Peronospora*) 58.  
*ranunculoides* (*Leptosphaeria*) 992.  
*raripila* (*Unguicularia*) 1202.  
*Ravenalae* (*Catacauma*) 563.  
*Ravenalae* (*Phyllachora*) 563.  
*recedens* (*Diaporthe*) 758.  
*recondita* (*Diaporthe*) 753.  
*rectangularis* (*Meliola*) 312, 652.  
*rectus* (*Corethromyces*) 134.  
*recurvus* (*Mucor*) 1.  
*refractus* (*Dioicomyces*) 103.  
*regalis* (*Scirrhophragma*) 621.  
*regulinoides* (*Trichosphaeria*) 809.  
*rehmiana* (*Pleospora*) 1033.  
*rehmiana* (*Sphaerella*) 865.  
*Rehmii* (*Asterella*) 412.  
*Rehmii* (*Curreya*) 1024.  
*Rehmii* (*Placoasterella*) 412.  
*reinkingiana* (*Physalospora*) 798.  
*Reinkingii* (*Meliola*) 296.  
*remuliformis* (*Boydia*) 683.  
*repanda* (*Polystomella*) 407.  
*repandoides* (*Nummularia*) 1087.  
*reperta* (*Aleurina*) 1208.  
*reperta* (*Podoleuris*) 1208.  
*reticulata* (*Parodiella*) 251.  
*Rehesii* (*Metasphaeria*) 953.  
*Reukautii* (*Anthomyces*) 1311.  
*Reukautii* (*Nectaromyces*) 1311.  
*revocans* (*Lisea*) 676.  
*Reyesi* (*Sphaerella*) 885.  
*reyesiana* (*Nectria*) 661.  
*reyesiana* (*Nummularia*) 1088.  
*reyesiana* (*Rhopographella*) 622.  
*reyesianum* (*Lophodermium*) 1127.

- Rhabdodendri (Asterina) 469.  
 rhacheophila (Physalospora) 804.  
 rhacodioides (Rosellinia) 830.  
*Rhacodium* (Sphaeria) 975.  
 rhacomycoides (Rickia) 75.  
 rhanicensis (Diaporthe) 759.  
 rhanicensis (Rosellinia) 827.  
 rhamnigena (Diaporthe) 753.  
*Rhaphidophylli* (Bilimbia) 1288.  
*Rhaphidophylli* (Mycobilimbia) 1288.  
 Rheediae (Micropeltis) 517.  
 rhemiana (Ellisiodothis) 406.  
*rhemiana* (Phyllachora) 406.  
 rhinoceralis (Corethromyces) 133.  
 rhinoceralis (Laboulbenia) 163.  
 rhizomaticola (Helotium) 1183.  
 rhizophila (Melanospora) 648.  
 rhizophilus (Mucor) 6.  
 rhizophorus (Ceratomyces) 149.  
 Rhododendri (Criella) 1257.  
 Rhododendri (Cryptomyces) 1257.  
 rhododendrophila (Valsa) 712.  
 rhodosticta (Neopeckia) 945.  
 rhodostoma (Neopeckia) 945.  
*rhoina* (Bagnisiella) 390.  
 rhoina (Bagnisiopsis) 390.  
 rhomboidalis (Taphrina) 1303.  
 Rhopalae (Phyllachora) 602.  
 rhopaloides (Micropeltis) 519.  
 Rhynchosiae (Aphysa) 400.  
 Rhynchosporae (Guignardia) 781.  
*Rhynchosporae* (Lizonia) 544.  
*Rhynchosporae* (Plowrightia) 544.  
 Rhynchosporae (Uleodothis) 544.  
 rhytidopus (Ecteinomyces) 142.  
 Rhytisterni (Laboulbenia) 203.  
*rhytismoides* (Hysterostomella) 408, 410.  
*rhytismoides* (Lembosia) 410.  
 rhytismoides (Phyllachora) 592.  
 rhytismoides (Polycyclina) 408.  
 ribicola (Sphaerella) 886.  
 Ribis (Botryosphaeria) 813.  
*ribis* (Melanconis) 747.  
 ribis (Neokeissleria) 747.  
 Ribis (Saccharomyces) 1305.  
 Ribis aurei (Eutypella) 722.  
*Ricasoliae* (Arthonia) 1297.  
*Ricasoliae* (Conida) 1296.  
*Ricasoliae* (Karschia) 1280.  
*Richanii* (Orbicula) 241.  
 Richteri (Laboulbenia) 192.  
*Ricini* (Asterina) 489.  
 Ricini (Clypeolella) 489.  
 Ricini (Sclerotinia) 1178.  
 rickiana (Letendrea) 677.  
 rickiana (Phyllachora) 599.  
 rickianum (Chaetothyrium) 379.  
 Rickii (Actiniopsis) 504.  
 Rickii (Asterina) 462.  
 Rickii (Endodothella) 614.  
 Rickii (Hypocrea) 670.  
 Rickii (Lophiotrema) 1107.  
 Rickii (Mycothyriella) 1255.  
 Rickii (Myxomyriangium) 1138.  
*Rickii* (Saccardia) 1138.  
*Rickii* (Saccardinula) 1138.  
 rigida (Meliola) 291.  
 rigidula (Laboulbenia) 181.  
 rigidula (Winterina) 969.  
 rimulosa (Eutypa) 725.  
 rimulosa (Phyllachora) 600.  
 Riofrioi (Leptosphaeria) 986.  
 riograndensis (Diatrype) 737.  
 riograndensis (Pleonectria) 688.  
 rizalense (Dimerium) 257.  
 rizalensis (Meliola) 352.  
 Robiniae (Sphaerella) 874.  
 Rochai (Amphisphaeria) 943.  
 Rollinae (Lembosia) 491.  
 romana (Laboulbenia) 193.  
 romana (Rosellinia) 831.  
 Roripae (Zignoella) 965.  
 Roripae islandicae (Peronospora) 51.  
 Rosae (Actinonema) 912.  
 Rosae (Diplocarpon) 911.  
 Rosae (Phomatospora) 795.  
 Rosae (Sphaerotheca) 1333.  
 Rosarum (Valsa) 714.  
 rosella (Naevia) 1247.  
 roseo-flavida (Pezizella) 1187.  
 rostellatus (Dioicomycetes) 103.

- rostrata (*Blastocladia*) 30.  
 rostrata (*Rickia*) 79.  
 rostrata (*Teichospora*) 1048.  
 rostratus (*Corethromyces*) 132.  
 rostratus (*Stigmatomyces*) 121.  
 Rostrupii (*Leptosphaeria*) 993.  
*Rottboelliae* (*Apiospora*) 914.  
*Rottboelliae* (*Meliola*) 293.  
*Rottboelliae* (*Phyllachora*) 585.  
*Rottboelliae* (*Rhabdostroma*) 914.  
 rotundatum (*Lophodermium*) 1125.  
 Rougeti (*Laboulbenia*) 181.  
 Roureae (*Meliola*) 279.  
 Roureae (*Phyllachora*) 569.  
 Roureae (*Sphaerella*) 858.  
 Roystoneae (*Phyllachora*) 601.  
 rubescens (*Amorphomyces*) 101.  
 rubescens (*Valsa*) 714.  
 Rubi (*Coccochora*) 617.  
 Rubi (*Coccomyces*) 1270.  
 Rubi (*Hypoderma*) 1256.  
 Rubi (*Hypomyces*) 675.  
*Rubi* (*Nectria*) 675.  
 Rubi (*Othia*) 947.  
 Rubi (*Saccardoella*) 963.  
 Rubi (*Zignoella*) 967.  
 Rubi-fruticosi (*Apiospora*) 612.  
 Rubi-Idaei (*Coleroa*) 900.  
*Rubi-Idaei* (*Niesslia*) 900.  
 Rubi-Idaei (*Pyrenochaeta*) 901.  
 Rubiacearum (*Lembosia*) 496.  
 Rubiacearum (*Polystomella*) 408.  
 Roborum (*Eutypella*) 722.  
 rubra (*Gloniella*) 1114.  
 Rudolphiae (*Meliola*) 308.  
*rufa* (*Dothiora*) 1243.  
*rufa* (*Haematomyxa*) 1243.  
 rufescens (*Helotium*) 1183.  
 rufescens (*Pleospora*) 1033.  
 rufidula (*Phialea*) 1186.  
 rufipilum (*Chaetomium*) 839.  
 rufula (*Tryblidiella*) 1119.  
*rufulum* (*Rhytisma*) 528.  
 rugosa (*Gibberella*) 687.  
 rugosissimus (*Polystictus*) 1323.  
 rugulosa (*Discosia*) 1073.  
 rugulosa (*Laboulbenia*) 188.  
 Rumicis (*Dictyochoira*) 628.  
*Rumicis* (*Dothidella*) 628.  
 ruscicola (*Leptosphaeria*) 997.  
 ruthenica (*Pseudopleospora*) 1132.  
 sabauda (*Leptosphaeria*) 995.  
 saccardoana (*Asterina*) 471.  
 saccardoana (*Sphaerella*) 870.  
 Sacchari (*Euryachora*) 1334.  
 Sacchari (*Lophodermium*) 1126.  
 Sacchari (*Linospora*) 1061.  
 Sacchari (*Meliola*) 294.  
 Sacchari (*Sclerospora*) 65.  
 Sacchari-spontanei (*Phyllachora*) 586.  
 Sacchariferae (*Anthostomella*) 821.  
 saccharina (*Valsa*) 711.  
 saccharoides (*Sphaerella*) 867.  
 saccoboloides (*Pleospora*) 1035.  
 saginata (*Asterina*) 443.  
 saginata (*Asterinella*) 485.  
 sakawensis (*Meliola*) 350.  
 salicella (*Dothideopsella*) 552.  
 salicina (*Sphaerulina*) 951.  
*salicina* (*Sphaerulina*) 1024.  
 salinicola (*Diaporthe*) 752.  
 salicinum (*Xyloma*) 1257.  
 Salicis (*Jaraia*) 32.  
 Salicis (*Limacinula*) 387.  
 salicis (*Sphaerella*) 885.  
*Salicis* (*Teichospora*) 387.  
 Salicis (*Valsella*) 708.  
 Salmoni (*Uncinula*) 225.  
*Salvadorae* (*Dothidella*) 427.  
 Salvadorae (*Protothyrium*) 427.  
 salvatorensis (*Sphaerella*) 882.  
 Salviae (*Melanopsamma*) 919.  
 samarensis (*Dimerina*) 245.  
 samarensis (*Micropeltis*) 516.  
 samarensis (*Meliola*) 358.  
 samarensis (*Morenoëlla*) 501.  
 samaricola (*Septochoira*) 638.  
*Sambuci* (*Dothidea*) 548.  
 samoensis (*Phyllachora*) 590.  
 santacruzensis (*Pseudosaccharomyces*) 1309.

- sandicensis* (*Curreya*) 637.  
*sandicensis* (*Hyalocurreva*) 637.  
*Sandorici* (*Meliola*) 319.  
*sanguinea* (*Ombrophila*) 1237.  
*sanguinea* (*Phyllachora*) 562.  
*sanguinea* (*Teichosporella*) 1022.  
*sanguineo-atrum* (*Rhynchostoma*) 1074.  
*sanguineum* (*Catacauma*) 551.  
*sanguineus* (*Uleomyces*) 1137.  
*sanguinolenta* (*Phyllachora*) 582.  
*Sanguisorbae* (*Fabraea*) 1263.  
*Santiriae* (*Asterinella*) 479.  
*Saponariae* (*Pyrenophora*) 1041.  
*Saprolegniae* (*Olpidiopsis*) 16.  
*Sapromyzae* (*Laboulbenia*) 167.  
*sarawakensis* (*Ilytheomyces*) 125.  
*sarawakensis* (*Rickia*) 84.  
*sarmentorum* (*Gloniella*) 1256.  
*Saulae* (*Rickia*) 84.  
*sauropicola* (*Meliola*) 289.  
*Saussureae* (*Bremia*) 62.  
*saxatilis* (*Peronospora*) 60.  
*saxicolae* (*Sphaeria*) 936.  
*Saxifragae* (*Sphaerella*) 885.  
*Saxifragae* (*Trichosphaeria*) 809.  
*saxonica* (*Leptosphaeria*) 982.  
*scabridula* (*Lecidea*) 1273.  
*scabridula* (*Nesolechia*) 1273.  
*scabrosum* (*Dimerium*) 254.  
*Scaphidomorphi* (*Laboulbenia*) 200.  
*scelisca* (*Laboulbenia*) 184.  
*Scevolae* (*Meliola*) 292.  
*Scheffleri* (*Dimerosporium*) 948.  
*Scheffleri* (*Porostigma*) 948.  
*Schizobobii* (*Meliola*) 308.  
*Schizosporum* (*Lophium*) 1128.  
*Schizostachyi* (*Amphisphaeria*) 940.  
*Schizostachyi* (*Anthostomella*) 818, 819.  
*Schizostachyi* (*Metasphaeria*) 954.  
*Schizostachyi* (*Stereocrea*) 685.  
*Schlegeliae* (*Meliola*) 273.  
*Schmidtii* (*Melonospora*) 650.  
*Schmidtii* (*Pilobolus*) 11.  
*schoenicola* (*Phyllachora*) 570.  
*schwabianus* (*Stigmatomyces*) 113.  
*Schweinfurthii* (*Asterella*) 412.  
*Schweinfurthii* (*Placoasterella*) 412.  
*scirpicola* (*Guignardia*) 782.  
*scirpicola* (*Micropeziza*) 533.  
*scirpicola* (*Niesslella*) 533.  
*slackensis* (*Laboulbenia*) 167.  
*sclerotinius* (*Polyporus*) 1322.  
*Scopaei* (*Corethromyces*) 133.  
*scopiformis* (*Xylaria*) 1036.  
*Scorodoniae* (*Phragmonaevia*) 1250.  
*scutata* (*Nummularia*) 1088.  
*Scutiae* (*Meliola*) 331.  
*Scutiae* (*Microthyrium*) 426.  
*Scydmaeni* (*Rickia*) 82.  
*scydmaenicola* (*Corethromyces*) 133.  
*Sebetheos* (*Laboulbenia*) 187.  
*secunda* (*Phyllachora*) 571.  
*Semecarpi* (*Micropeltis*) 514.  
*senegalense* (*Microthyrium*) 424.  
*senegalensis* (*Botryosphaeria*) 811.  
*senegalensis* (*Didymella*) 904.  
*senegalensis* (*Zignoella*) 966.  
*Sengokui* (*Uncinula*) 225.  
*separans* (*Tuber*) 1152.  
*separato-setosae* (*Actinocymbe*) 389.  
*separatus* (*Stigmatomyces*) 119.  
*sepincola* (*Leptosphaeria*) 1020.  
*sepincola* (*Metasphaeria*) 959.  
*sepincola* (*Metasphaeria*) 1020.  
*sepincola* (*Sphaeria*) 1020.  
*sepincola* (*Sphaerulina*) 1020.  
*septata* (*Uncinula*) 224.  
*septentrionalis* (*Peronospora*) 39.  
*septorispora* (*Sphaerella*) 864.  
*sepulchretorum* (*Laboulbenia*) 198.  
*sepulta* (*Dothidasteromella*) 411.  
*sepulta* (*Dothidea*) 411.  
*sepulta* (*Meliola*) 349.  
*seriata* (*Didymella*) 904.

- seriata (Phyllachora) 583.  
*seriata* (*Scirrhia*) 611.  
 seriata (*Scirrhodothis*) 611.  
*seriata* (*Stigmattea*) 397.  
 seriatus (*Ophiobolus*) 1063.  
 Serjaniae (*Meliola*) 344.  
 Serjaniae (*Phyllachora*) 603.  
 serotina (*Morchella*) 1155.  
 serrensis (*Asterina*) 463.  
 sessilis (*Balansia*) 697.  
 setacea (*Gnomonia*) 1072.  
 Setchellii (*Hydnotryopsis*) 1150.  
 seticola (*Chitonomyces*) 91.  
 setifer (*Microascus*) 838.  
 setiformis (*Lachnella*) 1200.  
 setocephala (*Xylaria*) 1101.  
 setosa (*Zukalia*) 381.  
 setosum (*Hypocapnodium*) 376.  
 setulosa (*Erinella*) 1218.  
 setulosa (*Menezesia*) 1321.  
 senneriana (*Peronospora*) 56.  
 sexspora (*Trichothyriopsis*) 507.  
*sexsporum* (*Trichothyrium*) 507.  
 Shearii (*Tuber*) 1152.  
 Shepherdiae (*Valsa*) 710.  
 shiraiana (*Munkiella*) 395.  
 shiraianum (*Melanconium*) 395.  
 shoreana (*Asterina*) 451.  
 Siagonae (*Laboulbenia*) 168.  
 sicula (*Laboulbenia*) 182.  
 sicalus (*Thamnomyces*) 1103.  
 Sidae (*Meliola*) 314.  
 Sieversiae (*Lophiostoma*) 1109.  
 Sigalcoessae (*Stigmatomyces*) 123.  
 sigmoidea (*Laboulbenia*) 188.  
 sigmoideus (*Corethromyces*) 135.  
 Silenes (*Cytospora*) 1027.  
 Silenes (*Pleospora*) 1027.  
 Silenes (*Pyrenophora*) 1042.  
 silenicola (*Sphaerella*) 856.  
 Silphidadam (*Corethromyces*)  
 130.  
*silvatica* (*Asterina*) 477.  
*silvatica* (*Peronospora*) 59.  
 Silvestrii (*Rickia*) 76.  
 silvestris (*Peronospora*) 61.  
 similis (*Ceratostomella*) 1069.  
 similis (*Micropeltis*) 518.  
 similis (*Pezizellaster*) 1190.  
 similis (*Trichosphaerella*) 810.  
 simillina (*Asterina*) 448.  
 simillima (*Leptosphaeria*) 980.  
 Simmonsii (*Leptosphaeria*) 993.  
*simplex* (*Anthostoma*) 826.  
*simplex* (*Ilytheomyces*) 127.  
*simplex* (*Leptomassaria*) 826.  
*simplex* (*Quaternaria*) 826.  
 simplocinum (*Phacidium*) 1261.  
*simulans* (*Sphaerella*) 864.  
 sinensis (*Hyponectria*) 643.  
 sinensis (*Phyllachora*) 576.  
 singaporense (*Dimerium*) 255.  
 singaporensis (*Asterina*) 457.  
 singaporensis (*Kretzschmaria*)  
 1085.  
 singaporensis (*Nummularia*) 1087  
*singularis* (*Caloplactis*) 760.  
 singularis (*Endothia*) 760.  
 siruosa (*Meliola*) 320.  
 siramboensis (*Laboulbenia*) 196  
 Sisymbrii (*Didymella*) 902.  
*Sisymbrii* (*Peronospora*) 51.  
 Sisymbrii intermedii (*Peronospora*)  
 53.  
 Sisymbrii Loeselii (*Peronospora*)  
 52.  
 Sisymbrii officinalis (*Peronospora*)  
 51.  
 Sisymbrii orientalis (*Peronospora*)  
 52.  
 Sisymbrii Sophiae (*Peronospora*)  
 52.  
*Sisymbrii Thaliani* (*Peronospora*)  
 44.  
 smilacincola (*Sphaerulina*) 950.  
 smilacina (*Metasphaeria*) 955.  
 Smilacis (*Leptosphaeria*) 987.  
 Smilacis (*Meliola*) 310.  
 Smilacis (*Phyllachora*) 595.  
*smithianum* (*Pseudocenangium*)  
 1232.  
 Solani (*Clvpeolella*) 489.  
 Solani (*Dimerium*) 256.  
 Solani (*Leptosphaeria*) 991.

- Solani (Leptosphaeria)* 991.  
*Solani (Meliola)* 346.  
*solanicola (Anthostoma)* 745.  
*solanicola (Leptosphaeria)* 991.  
*solanicola (Physalospora)* 805.  
*solaris (Asterina)* 412.  
*solaris (Asterodothis)* 411.  
*Solidaginis (Pleospora)* 1037.  
*solidus (Gymnomycetes)* 1328.  
*somala (Gloniopsis)* 622, 1119.  
*somala (Rosellinia)* 836.  
*somala (Zignoella)* 965.  
*Sonchi (Bremia)* 62.  
*Sonchi (Protomyces)* 1316.  
*Sophiae pinnatae (Peronospora)* 52.  
*sorbicola (Chorostate)* 750.  
*sorbicola (Diaporthe)* 750.  
*sorbina (Anthostomella)* 824.  
*sordescens (Nectria)* 651.  
*sordida (Laboulbenia)* 160.  
*sordidula (Nectria)* 654.  
*sordidulus (Loranthomyces)* 507.  
*Sordiola (Karschia)* 1279.  
*Soroceae (Linhartia)* 1212.  
*Soroceae (Linhartia)* 402.  
*Soroceae (Meliola)* 323.  
*sororia (Pleospora)* 1026.  
*sparsa (Phaeodothis)* 619.  
*Spatholobi (Erikssonia)* 848.  
*Spatholobii (Lisea)* 676.  
*spathulata (Rickia)* 79.  
*spathulatum (Geoglossum)* 1157.  
*speciosa (Meliola)* 276.  
*spectabile (Acanthostigma)* 970.  
*Speculariae (Peronospora)* 38.  
*Spegazzinii (Nectria)* 658.  
*Spegazzinii (Parodiella)* 252.  
*speluncalis (Sphaleromyces)* 139.  
*speluncarum (Ombrophila)* 1236.  
*sphaerale (Chaetomium)* 841.  
*sphaerelloides (Anthostomella)* 817.  
*sphaerelloides (Didymella)* 907.  
*sphaerica (Cocconia)* 630.  
*sphaeriophila (Nectria)* 652.  
*sphaeroidea (Coccodothis)* 549.  
*sphaeroidea (Dothidea)* 549.  
*sphaeroidea (Hypocrella)* 694.  
*sphaeroidea (Melanopsamma)* 920.  
*sphaerocephalum (Lachnum)* 1202.  
*sphaeropoda (Asterina)* 454.  
*sphaerospora (Anthostoma)* 744.  
*sphaerotheca (Asterina)* 475.  
*sphinctrinoides (Didymella)* 906.  
*Sphodri (Laboulbenia)* 203.  
*spilogena (Didymosphaeria)* 928.  
*spinosa (Achlya)* 26.  
*spinosum (Chaetomium)* 842.  
*spinusos (Mucor)* 1.  
*spinulosa (Lamprospora)* 1170.  
*spinulosus (Phycomycetes)* 9.  
*Spiraeae (Belonium)* 1215.  
*spiraeina (Pleospora)* 1036.  
*spissa (Asterina)* 464.  
*spissa (Phyllachora)* 592.  
*splendens (Taphrina)* 1302.  
*spongiosa (Limacinia)* 382.  
*spontanea (Sclerospora)* 67.  
*Squamariae (Pharcidia)* 896.  
*Stachydis (Pyrenophora)* 1045.  
*stagnalis (Laboulbenia)* 173.  
*stagnalis (Saprolegnia)* 25.  
*Standleyi (Diatrype)* 739.  
*standlevanum (Hysterium)* 1116.  
*Staphyleae (Metasphaeria)* 960.  
*staphylina (Eutypella)* 723.  
*Staritzii (Leptosphaeria)* 988.  
*steineriana (Rosellinia)* 831.  
*Steleoceri (Laboulbenia)* 168.  
*Stella (Aldona)* 1257.  
*Stellariae (Dothidella)* 609.  
*Stellariae (Omphalospora)* 609.  
*Stellariae (Pleospora)* 1027.  
*stellaris (Euryachora)* 631.  
*stellaris (Montagnellina)* 631.  
*stellata (Stictis)* 1252.  
*stellata (Amphisphaeria)* 938.  
*stellata (Balansina)* 477.  
*stellata (Astrosphaeriella)* 938.  
*Stellulatae (Didymosphaeria)* 931.  
*Stenochlaenae (Chaetaspis)* 419.

- Stenolophi (Laboulbenia) 183.  
 stenophora (Eutypa) 726.  
 stenospora (Naevia) 1245.  
 Stenotaphri (Meliola) 294.  
 Stenotarsi (Rickia) 82.  
 Stenussae (Monoicomyces) 94.  
 Stephani (Guignardia) 780.  
 Sterculiae (Guignardia) 792.  
 sternalis (Corethromyces) 135.  
 Stevensi (Dimerium) 253.  
 Stevensii (Meliola) 343.  
 stictaria (Arthonia) 1297.  
 stictaria (Conida) 1297.  
 Stictinae (Müllerella) 816.  
 Stictis (Cryptodiscus) 1249.  
 Stigma (Diatrype) 737.  
 stigmaticola (Peronospora) 55.  
 Stigmatomatis (Celidium) 1298.  
 Stigmatostalycis (Myriocopron) 422.  
 stigmoides (Leciographa) 1292.  
 stigmoides (Melaspilea) 1292.  
 stigmoides (Opegrapha) 1292.  
 Stigmophylli (Sphaerella) 878.  
 Stilici (Corethromyces) 134.  
 Stilici (Stigmatomyces) 124.  
 stilicicola (Corethromyces) 135.  
 stilicicola (Laboulbenia) 188.  
 Stilopygae (Herpomyces) 100.  
 Stipae (Leptosphaeria) 984.  
 Stipae (Pleospora) 1038.  
 stipata (Chantransiopsis) 216.  
 stipatus (Cucujomyces) 215.  
 stipitatus (Rhachomyces) 209.  
 stolonicola (Laboulbenia) 190.  
 Stowardi (Didymosphaeria) 930.  
 strangulata (Blastocladia) 30.  
 Strasseri (Cenangium) 1226.  
 Streblae (Stigmatomyces) 124.  
 Strebli (Allescherina) 733.  
 Strebli (Diatrype) 739.  
 Strebli (Valsaria) 763.  
 streblidinus (Nycteromyces) 85.  
 Strewiae (Englerula) 231.  
 striata (Sordaria) 847.  
 striatiformans (Sphaerella) 867.  
 striatospora (Didymosphaeria) 929.  
 striatula (Nectria) 656.  
 striatula (Phyllachora) 575.  
 striatum (Helotium) 1182.  
 striatus (Chitonomyces) 91.  
 strictipes (Laboulbenia) 193.  
 striispora (Chromocreopsis) 1338.  
 Strobi (Cenangium) 1229.  
 strobiligena (Pleoglonis) 1113.  
 strobiligenum (Glonium) 1113.  
 stromaticola (Metasphaeria) 959.  
 Strophanti (Meliola) 267.  
 Struthiopteridis (Taphrina) 1338.  
 Strychni (Dimerosporium) 243.  
 Stryphnodendri (Dothidea) 617.  
 Stryphnodendri (Phaeodothiopsis) 617.  
 styracicola (Meliola) 347.  
 Styracis (Asterina) 477.  
 Styracis (Naemacyclus) 634.  
 Styracis (Rosenscheidiella) 634.  
 Styracis (Trichasterina) 477.  
 suaveolens (Pichia) 1312.  
 subalpina (Calloria) 1241.  
 subalpina (Leptosphaeria) 984.  
 subandina (Pleosphaeria) 1053.  
 subandinum (Melanomma) 1008.  
 subapiculata (Nummularia) 1091.  
 subapoda (Meliola) 289.  
 subastoma (Sphaerella) 865.  
 subbicolor (Laboulbenia) 190.  
 subbituberculata (Laboulbenia) 191.  
 subbrachyspora (Phyllachora) 572.  
 subcolliculosum (Calothyrium) 440.  
 subcommunis (Laboulbenia) 184.  
 subconveniens (Arthonia) 1296.  
 subconveniens (Conida) 1296.  
 subcutanea (Venturia) 899.  
 subdivaricata (Laboulbenia) 202.  
 subdivisus (Coreomyces) 150.  
 subferruginea (Bolosphaera) 926.  
 subgaleatus (Cryptandromyces) 213.  
 subglobosus (Ascobolus) 1221.  
 subgriseum (Eurotium) 226.

- subgriseus (*Aspergillus*) 226.  
 subhyalina (*Thaxteriola*) 219.  
 subiculata (*Hypocrea*) 672.  
 subiculosa (*Ceratospaeria*) 1075.  
 subiculosa (*Wallrothiella*) 808.  
 subinaequilatera (*Peyritsiella*)  
 87.  
*subinaequilaterus* (*Dichomyces*)  
 87.  
 subinermis (*Asterina*) 475.  
 subinflata (*Laboulbenia*) 158.  
 subinflatus (*Stigmatomyces*) 114.  
 subintermedia (*Phyllachora*) 653.  
 subinternosta (*Laboulbenia*) 202.  
 sublinearis (*Diatrype*) 736.  
 subminuta (*Amphoropsis*) 218.  
 subolivaceum (*Septobasidium*)  
 1325.  
 subonogona (*Laboulbenia*) 185.  
 subopaca (*Laboulbenia*) 179.  
*suborbicularis* (*Nummularia*) 1090.  
 subsigmoideus (*Corethromyces*)  
 131.  
 subsimilis (*Rosellinia*) 833.  
 subspirale (*Chaetomium*) 840.  
 substenospora (*Meliola*) 293.  
 subtilissima (*Zignoella*) 964.  
 subtorulosus (*Dioicomycetes*) 104.  
 subtropica (*Gibberella*) 687.  
 subtropicale (*Lophodermium*)  
 1126.  
 subtropicale (*Symphaeophyma*)  
 616.  
 subturbinata (*Humaria*) 1167.  
 subulata (*Laboulbenia*) 161.  
 subuliformis (*Protascus*) 15.  
 subumbrinus (*Gymnocascus*) 1146.  
 subvulgaris (*Laboulbenia*) 184.  
 suecica (*Calospora*) 768.  
 succinea (*Fabraea*) 1264.  
 suchumica (*Pleosphaerulina*) 1020.  
*suchumica* (*Sphaerulina*) 1020.  
 suffusa (*Cryptospora*) 708.  
 sulcata (*Acetabula*) 1158.  
 sulcata (*Calosphaeria*) 709.  
*sulcigena* (*Hypodermella*) 1112.  
*sulcigena* (*Lophodermella*) 1112.  
 sulcispora (*Nectria*) 664.  
 sulphurea (*Eutypella*) 719.  
 sulphureus (*Hypomyces*) 674.  
 sulphuricolor (*Dasyscypha*) 1204.  
 superflua (*Didymella*) 910.  
*superflua-Sisymbrii* (*Didymella*)  
 902.  
 suspecta (*Chorostate*) 749.  
 Suzannae (*Helotium*) 1183.  
 Sycomori (*Trabutia*) 557.  
 syconophilum (*Acrospermum*)  
 1130.  
 sydowiana (*Delitschia*) 947.  
 sydowiana (*Guignardia*) 788.  
 sydowiana (*Nectria*) 663.  
 Sydowii (*Circinella*) 6.  
*sylvana* (*Rosellinia*) 838.  
 symmetricum (*Rhytisma*) 1259.  
 Symploci (*Homostegia*) 628.  
 Symphoricarpi (*Griphosphaerio-*  
*ma*) 924.  
*Symphoricarpi* (*Hymenoscypha*)  
 1184.  
*Symphoricarpi* (*Asioleotrus*) 365.  
 Symphoricarpi (*Phialea*) 1184.  
*Symphoricarpi* (*Plowrightia*) 924.  
 Symphoricarpi (*Rhizogene*) 365.  
 Symphoricarpi (*Valsa*) 711.  
 Synedrellae (*Guignardia*) 781.  
 Syringae (*Phytophthora*) 35.  
 Systemae (*Laboulbenia*) 177.  
 Tabebuiae (*Sphaerella*) 854.  
 Tabernemontanae (*Meliola*) 266.  
 Taccari (*Sphaerella*) 851.  
 Tachyis (*Laboulbenia*) 191.  
 Take (*Aciculosporium*) 701.  
 Talaumae (*Ceuthocarpon*) 1060.  
 Talaumae (*Melariopsamma*) 920.  
 talcophila (*Karschia*) 1280.  
 Tamarindi (*Meliola*) 308.  
 Tanakae (*Capnodium*) 383.  
 Taquarae (*Chaetopyrena*) 961.  
*Taquarae* (*Metasphaeria*) 961.  
*Taquarae* (*Rhopographella*) 622.  
 tarda (*Ophiocarpella*) 638.  
*tarda* (*Ophiodothis*) 638.

- tarda (Thyridaria) 770.  
 tardiva (Sphaerella) 887.  
 tasmanica (Cenangella) 1232.  
 tasmanica (Calloria) 1241.  
 tasmanica (Morchella) 1154.  
 tasmanica (Parodiella) 251.  
 tasmanica (Sphaerosoma) 1159.  
 tasmanica (Typhula) 1324.  
 tasmanicum (Helotium) 1182.  
 taurica (Levellula) 226.  
 tayabense (Dimerium) 255.  
 tayabensis (Asterina) 475.  
 tayabensis (Meliola) 326.  
 tayabensis (Merrilliooltis) 916.  
 tayabensis (Oxvdothis) 916.  
 Tecomae (Meliola) 273.  
 Teesdaleae (Peronospora) 53.  
 tehoniana (Meliola) 276.  
 Tehonis (Phyllachora) 580.  
 Telephani (Sennandromyces) 107.  
 Telosmae (Melicla) 271.  
 tenella (Hysterostomella) 410.  
 tenella (Hysterostomina) 410.  
 tenellula (Melanographa) 1283.  
 tenellula (Melaspilea) 1283.  
 tenellum (Hypoderma) 1123.  
 tenuis (Coscinopeltis) 394.  
 tenuis (Morenoëlla) 502.  
 tenuis (Phyllachora) 394, 593.  
 tenuissima (Chaetopeltosis) 530.  
 tenuissima (Asterina) 530.  
 tenuissima (Coscinopeltis) 394.  
 tenuissima (Meliola) 331.  
 tenuissima (Phyllachora) 394.  
 Teramni (Meliola) 309.  
 Terminaliae (Dothidea) 412.  
 Terminaliae (Polyrhizon) 412.  
 termitarius (Laboulbeniopsis) 220.  
 ternatus (Monicoomyces) 92.  
 terrestris (Phytophthora) 35.  
 tertia (Asterina) 443.  
 tessellata (Hormosphaeria) 1300.  
 Tetradeniae (Meliola) 363.  
 tetraspora (Didymosphaeria) 936.  
 tetraspora (Dothidea) 547.  
 tetraspora (Keithia) 1263.  
 tetraspora (Naevia) 1246.  
 tetraspora (Massaria) 1005.  
 Tetrazygiae (Guignardia) 788.  
 texana (Laboulbenia) 174.  
 texana (Phyllachora) 589.  
 Thalictri (Didymella) 910.  
 Thaxteri (Cantharomyces) 98.  
 Thaxteri (Chitonomyces) 88.  
 Thaxteri (Dimeromyces) 70.  
 Thaxteri (Laboulbenia) 155.  
 Thaxteri (Rhipidium) 29.  
 Theae (Limacinula) 386.  
 Theae (Phaeosaccardinula) 386.  
 Theae (Phaeosphaerella) 926.  
 Theae (Sphaerella) 888.  
 Theae (Zukalia) 382.  
 Theissenii (Coconioopsis) 416.  
 Theissenii (Scolecopeltis) 416.  
 Theissenii (Stegastroma) 936.  
 Theissenii (Xylaria) 1102.  
 Theobromae (Botryodiplodia) 770.  
 Theobromae (Meliola) 363.  
 Theobromae (Metasphaeria) 960.  
 Theobromae (Nectria) 659.  
 Theobromae (Physalospora) 806.  
 theobromicola (Eutypella) 723.  
 Thesii (Pyrenophora) 1045.  
 thinocharinus (Ecteinomyces) 143.  
 thinocharinus (Corethromyces) 135.  
 Thlaspeos alpestris (Peronospora) 53.  
 Thlaspeos arvensis (Peronospora) 53.  
 Thlaspeos perfoliati (Peronospora) 54.  
 Thujae (Pleospora) 1028.  
 thujina (Keithia) 1263.  
 thujina (Ombrophila) 1235.  
 Tibouchinae (Physalospora) 234.  
 Tibouchinae (Syntexis) 234.  
 tifiensis (Eutypella) 721.  
 tjobodensis (Discomycella) 1144.  
 tjobodensis (Lanomyces) 365.  
 tjobodensis (Nectria) 663.  
 tjuensis (Bagnisiopsis) 390.  
 Tiliae (Asteroma) 992.  
 Tiliae (Sphaerella) 889.  
 tiliacea (Botryosphaeria) 814.

- tiliaginea (Didymella) 911.  
 timbo (*Phyllachora*) 613.  
 tinctoria (Gibbera) 923.  
 tingens (Sphaerella) 855.  
 tittephora (Laboulbenia) 191.  
 Toddaliae (Meliola) 340.  
 Tomari (Rickia) 80.  
 tomentellicola (Claudopus) 1322.  
 tomentosa (Torrubiella) 691.  
 Tonduzi (Bionectria) 678.  
 Tonduzi (Capnodinula) 371.  
 Tonduzi (Leptosphaeria) 990.  
 Tonduzi (Lisea) 677.  
 Tonduzi (Meliola) 290.  
 Tonduzi (Opasterinella) 487.  
 Tonduzii (*Phyllachora*) 599.  
 Tonduzi ( *Pseudophyllachora* )  
 1004.  
 Tonduzi (Stigmatea) 397.  
 tonkinensis (*Phyllachora*) 575.  
 topographica (Anisochora) 610.  
 topographica (*Munkia*) 610.  
 Tormentillae (Pezizella) 1187.  
 tornensis (Peronospora) 39.  
 torpedo (Zignoella) 968.  
 Torrendi (Hypoxylon) 1079.  
 Torrendi (Urnula) 1224.  
 Torrendii (Endogone) 1319.  
 torrendiana (Galactinia) 1162.  
 torta (Meliola) 296.  
 tortilis (Stigmatomyces) 109.  
 tortimasculus ( Stigmatomyces )  
 116.  
 Tortulae (Sphaerella) 880.  
 toruloidea (Meliola) 302.  
 torulosus (Dioicomyces) 104.  
 Trachelospermi (Meliola) 267.  
 trachycarpa (Asterina) 456.  
 Trachypus (Laboulbenia) 204.  
 transcaspica (Cucurbitaria) 1056.  
 transiens (Asterina) 459.  
 transiens (Diaporthe) 757.  
 transiens (Kriegeriella) 432.  
 transiens (Lachnum) 1202.  
 transiens (Phyllachora) 605.  
 transiens (Xylaria) 1099.  
 transvaalensis (Zukalia) 380.  
 transversalis (Asterina) 465.  
 transversalis (*Morenoëlla*) 497.  
 transversalis (Physalospora) 804  
 transversum (Pythiogeton) 1332.  
 Tranzschelii ( Physalosporina )  
 645.  
 travancorensis (Asterina) 444.  
 traversiana (Guignardia) 780.  
 traversiana (Mortierella) 12.  
 trechiphila (Laboulbenia) 184.  
 Tremae (Meliola) 348.  
 Trewiae (Dictyothyriella) 523.  
 Tricentri (Cordyceps) 709.  
 Trichiliae (Meliola) 320.  
 Trichloridis (Balansia) 697.  
 trichodea (Asterina) 371.  
 trichodea (Capnodinula) 371.  
 trichophilum (Synchytrium) 17.  
 trichophila (Sphaerella) 885.  
 Trichostigmae (Linospora) 1061.  
 trichostoma (Chaetopyrena) 961.  
 trichostoma (*Metasphaeria*) 961.  
 tridactyla (Xylaria) 1096.  
 Trifolii (*Phyllachora*) 594.  
 Trifolii (Pseudopeziza) 1262.  
 Trifolii (Sphaerella) 874.  
 Trifolii alpestris (Peronospora)  
 56.  
 Trifolii tomentosi ( Sphaerella )  
 874.  
 Trifoliorum (Peronospora) 56.  
 triglitziensis (Dasyscypha) 1203.  
 trigona (Gloniella) 1114.  
 Trigonellae (Pseudopeziza) 1262.  
 trigonospora (Bommerella) 844.  
 trigonosporum (Chaetomium) 844.  
 trigonum (Coccomyces) 1256.  
 trilaterale (Chaetomium) 842.  
 trimera (Micropeltis) 517.  
 trimerioides (Leptosphaeria) 981.  
 trimorpha (Teichospora) 1051.  
 trinidadensis (Ceraimyces) 140  
 trinitensis (Eurytheca) 1135.  
 trispora (Blakeslea) 6.  
 Tristachyae (Phaeodothis) 618.  
 tristica (*Diatrype*) 724.  
 tristica (Valseutypella) 724.

- tristis (Ceratomyces) 148.  
*tristis* (Nitschkei) 776.  
 Triunfettae (Dimerosporium) 478.  
 Triunfettae (Meliola) 313.  
 trivialis (Laboulbenia) 185.  
 Trochicarpi (Sphaerella) 870.  
 Trogophloeii (Amorphomyces) 100.  
 Trogophloeii (Cantharomyces) 96.  
 Trogophloeii (Dimorphomyces) 72.  
 tropica (Lamprospora) 1172.  
*tropica* (Plicaria) 1172.  
 tropica (Xylaria) 1099.  
 tropicalis (Asterina) 449.  
 tropicalis (Endothia) 761.  
 tropicicola (Euantennaria) 363.  
 Trotterii (Phaeosphaerella) 925.  
 Trubini (Rhizopus) 9.  
 truncata (Rosellinia) 836.  
 truncatum (Perisporium) 262.  
 truncatum (Chitonomyces) 89.  
 Tsugae (Keithia) 1263.  
*Tsugae* (Propolidium) 1263.  
 tubaeformis (Gnomoniella) 708.  
 tuberculata (Lamprospora) 1170.  
*tuberculata* (Lamprospora) 1170.  
 tuberculata (Meliola) 355.  
 tuberculatella (Lamprospora) 1171.  
 tuberculatum (Thyridium) 772.  
 tuberculifera (Winterina) 708.  
*tuberculiformis* (Plowrightia) 637.  
 tuberculiformis (Syncarpella) 637.  
 tuberculosa (Chorostate) 750.  
 tucumanensis (Laboulbenia) 176.  
*tumefaciens* (Dothidea) 636.  
*tumefaciens* (Montagnella) 637.  
 tumefaciens (Stalagmites) 636.  
 tumefaciens (Syncarpella) 637.  
 tumida (Coccomyces) 1256.  
 tumidella (Diatrype) 740.  
 tumidum (Myelosperma) 815.  
 tunetana (Guignardia) 792.  
*tunetana* (Laestadia) 792.  
 tunicata (Rosellinia) 828.  
 turbinata (Hypocrella) 694.  
 turbinatum (Sarcosoma) 1235.  
 turfosa (Saprolegnia) 24.  
 turkestanica (Pleospora) 1030.  
 turricula (Gloeopeziza) 1238.  
 Turritidis (Peronospora) 54.  
 tyrocola (Debaryomyces) 1310.  
 uberata (Phyllachora) 588.  
 uberiformis (Anthostomella) 825.  
 uleana (Microthyriella) 527.  
 uleana (Phyllachora) 589.  
*uleana* (Physalospora) 589.  
 Ulei (Apiosphaeria) 919.  
*Ulei* (Dothidella) 919.  
 Ulei (Melanopsammopsis) 919.  
 Ulei (Stigmochora) 613.  
 Ulicis (Orbilbia) 1238.  
 Ulmariae (Synchytrium) 18.  
 ulmicola (Calosphaeria) 709.  
 ulmicola (Leptosphaeria) 1001.  
 ulmicola (Pleosphaerulina) 1020.  
 ulmicola (Rehmiella) 1074.  
 Ulothii (Didymella) 907.  
 Umbellatarum (Cenangium) 1227.  
 umbilicata (Phyllachora) 594.  
 umbilicata (Rosellinia) 835.  
 umbilicatum (Myiocopron) 422.  
 umbonatus (Dioicomycetes) 105.  
 umbrina (Diaporthe) 755.  
 umiravensis (Meliola) 322.  
 Uncariae (Amerodothis) 539.  
*Uncariae* (Bagnisiella) 539.  
 Uncariae (Meliola) 336.  
 unciger (Corethromyces) 135.  
 uncinata (Balladyna) 374.  
 uncinata (Rickia) 80.  
 uncinatus (Dioicomycetes) 104.  
 uncinulatus (Chitonomyces) 90.  
 undulata (Mollisia) 1191.  
 undulatus (Polyporus) 1322.  
 Unedinis (Sphaerella) 861.  
 Unguadiae (Sphaerella) 1334.  
 unicolor (Acetabula) 1158.  
 unicolor (Tuber) 1153.  
 unicornis (Laboulbenia) 178.  
 unicuspidata (Monosporella) 1315.  
 unilateralis (Monoicomycetes) 92.  
 Unteri (Pyrenopolyporus) 1092.

- uralense (Celidium) 1299.  
 uralense (Helotium) 1183.  
 uralensis (Perrotiella) 1209.  
 uralensis (Valsa) 715.  
 urceolata (Conida) 1296.  
 urceolata (Nummularia) 1091.  
 urceolus (Godronia) 1233.  
 Uredo (Belonidium) 1213.  
 urophylla (*Phyllachora*) 563.  
 urophyllum (Catacauma) 563.  
 Uropodae (Rickia) 80.  
 Urostigmatis (Metasphaeria) 956.  
 Urticae (Xyloma) 1259.  
 urvillcana (*Vizella*) 1021.  
 Usamii (Rhizopus) 8.  
 Usterii (Ophiocapnodium) 388.  
 utahensis (Chorostate) 749.  
 utrifforme (Pythiogeton) 1332.  
 Uvariae (Meliola) 265.  
 Uvariae (*Meliola*) 362.  
  
 vacciniicola (Dothidella) 545.  
 Vaccinii (*Dothidella*) 635.  
 Vaccinii (Sphaerella) 861.  
 Vacciniorum (Scleroderris) 1233.  
 vagabunda (Micropeltis) 518.  
 vagans (Lasiosordaria) 847.  
 vagans (Xylaria) 1101.  
 valbyensis (Hanseniospora) 1307.  
 valdivianus (Cantharomyces) 96.  
 valdivianus (Corethromyces) 133.  
 Valerianae (Pyrenopeziza) 1197.  
 valesacea (Peronospora) 55.  
 valida (Laboulbenia) 174.  
 valsiforme (Catacauma) 561.  
 valsiformis (Chorostate) 748.  
 valsiformis (*Diaporthe*) 748.  
 valsiformis (*Phyllachora*) 561.  
 valsoidea (Chorostate) 748.  
 vancouverensis (Protoventuria) 938.  
 Vanderystii (Hystrerographium) 1121.  
 Vanderystii (Meliola) 314.  
 Vanderystii (*Phyllachora*) 582.  
 Vanillae (Ascospora) 778.  
 varia (Meliola) 353.  
 varia (Metasphaeria) 951.  
 variabilis (Coccidophthora) 1018.  
 variabilis (Laboulbenia) 205.  
 variabilis (Nectria) 658.  
 variabilis (Peronospora) 39.  
 variabilis (Philonectria) 1016.  
 variabilis (Saprolegnia) 23.  
 varians (Celidium) 1297.  
 varians (Mucor) 4.  
 varians (Stigmatomyces) 114.  
 varians (Xylaria) 1096.  
 vastatrix (Dioranotropis) 1321.  
 velata (Diatrype) 741.  
 Veliae (Laboulbenia) 169.  
 veneta (Aniognomonia) 707.  
 veneta (Plectodiscella) 1141.  
 venetus (Cantharomyces) 95.  
 venetus (Hydraeomyces) 91.  
 venetus (Monocomyces) 93.  
 ventricosa (Laboulbenia) 195.  
 ventricosus (Stigmatomyces) 113.  
 ventriosus (Ceratomyces) 149.  
 venusta (Asterinella) 479.  
 venustula (Valsa) 712.  
 Verae-crucis (Asterina) 231, 456.  
 Veratri (Sphaerella) 876.  
 vermifera (*Melaspilea*) 1292.  
 vermifera (Mycobacidia) 1292.  
 verna (Peronospora) 60.  
 vernicosa (Trabutia) 556.  
 veroniicola (*Phyllachora*) 568.  
 Veronicae (*Diaporthe*) 759.  
 Veronicae (Gnomoniella) 1070.  
 Verrucariae (Nectria) 658.  
 verrucosa (Barlaeina) 1168.  
 verruculosa (Anthostomella) 821.  
 verruculosa (Pharcidia) 894.  
 verruculosa (Sordaria) 845.  
 verruculosum (Eurotium) 227.  
 verruculosus (Stigmatomyces) 121.  
 verrucifer (Corethromyces) 135.  
 verrucosporus (Ascophanus) 1218.  
 verticalis (Dimorphomyces) 74.  
 Verticillium (Peristomium) 229.  
 vesicata (*Phyllachora*) 602.  
 Vestergrenii (Naevia) 1245.  
 vexans (Olpidiopsis) 16.

- vexans* (*Saprolegnia*) 24.  
*vexans* (*Sphaerella*) 880.  
*Viburni* (*Chorostate*) 748.  
*Viburni* (*Meliola*) 275.  
*Viburni* (*Systremma*) 548.  
*Viciae* (*Olpidium*) 16.  
*Viciae-sativae* (*Peronospora*) 56.  
*Vleugelii* (*Pseudopeziza*) 1262.  
*vignicola* (*Uromyces*) 17.  
*vile* (*Acanthostigma*) 972.  
*vilis* (*Coccomyces*) 1267.  
*vilis* (*Hypocrella*) 693.  
*vilis* (*Meliola*) 349.  
*Villaresiae* (*Pycnoderma*) 434.  
*vinosum* (*Nematothecium*) 392.  
*violacea* (*Byssonectria*) 676.  
*violacea* (*Othidea*) 1161.  
*Violae* (*Pleosphaerulina*) 1020.  
*Violae* (*Septoria*) 892.  
*Violae* (*Sphaerella*) 892.  
*violascens* (*Ombrophila*) 1238.  
*Virgaureae* (*Sphaerella*) 857.  
*virginiana* (*Endothia*) 761.  
*virginiana* (*Endothia*) 760.  
*virgultorum* (*Dothidea*) 751.  
*virgultorum* (*Helotium*) 1183.  
*viridari* (*Physalospora*) 807.  
*viridescens* (*Hypoplegia*) 252.  
*viridescens* (*Parodiopsis*) 252.  
*viridis* (*Exoascus*) 1300.  
*viridispora* (*Dothidea*) 541.  
*viridula* (*Nectria*) 652.  
*Visci* (*Anthostoma*) 744.  
*vistulensis* (*Peronospora*) 41.  
*Vitalbae* (*Massarinula*) 913.  
*Viticis* (*Meliola*) 351.  
*viticola* (*Cryptosporella*) 743.  
*vitrea* (*Ijuhya*) 666.  
*viventis* (*Phragmocauma*) 621.  
*viventis* (*Phyllachora*) 621.  
*Vlachii* (*Didymella*) 903.  
*Vogelii* (*Pezizella*) 1186.  
*vogesiaca* (*Sphaerella*) 871.  
*Vrieseae* (*Echidnodes*) 498.  
*Vrieseae* (*Lembosia*) 498.  
*Vrieseae* (*Micropeltis*) 498.  
*vulgare* (*Clypeolum*) 513.  
*vulgaris* (*Dictyopeltis*) 513.  
*vulgaris* (*Gnomonia*) 708.  
*vulgaris* (*Laboulbenia*) 183.  
*vulgaris* (*Pleospora*) 1025.  
*vulgata* (*Phyllachora*) 580.  
*vulgatissimus* (*Dimorphomyces*) 73.  
*Waghornei* (*Melanopsamma*) 921  
*Walsurae* (*Microcyclus*) 544.  
*wandelensis* (*Didymosphaeria*) 933.  
*warburgiana* (*Epichlöe*) 696.  
*Washingtoniae* (*Sphaerella*) 881.  
*Wattii* (*Dimerium*) 256.  
*Weigeliae* (*Botryosphaeria*) 811.  
*weiriana* (*Propolis*) 1245.  
*weiriana* (*Sphaerella*) 863.  
*weiriana* (*Rosellinia*) 827.  
*Weirii* (*Propolis*) 1244.  
*Weissii* (*Leciographa*) 1291.  
*wettsteiniana* (*Taphrina*) 1303.  
*wildemaniana* (*Plasmopara*) 64.  
*Willi* (*Pseudosaccharomyces*) 1309.  
*Winkleri* (*Phyllachora*) 583.  
*winteriana* (*Asterinella*) 487.  
*winteriana* (*Leprieurina*) 487.  
*winteriana* (*Nitschkea*) 776.  
*winteriana* (*Prillieuxina*) 487.  
*Wistariae* (*Eutypella*) 720.  
*Withaniae* (*Didymella*) 910.  
*wombalensis* (*Meliola*) 297.  
*Woroninae* (*Diaporthe*) 750.  
*woronowiana* (*Teichospora*) 1047  
*Wrightiae* (*Meliola*) 268.  
*Wrightii* (*Perisporiopsis*) 261.  
*Wulfenii* (*Gnomonia*) 1073.  
*xanthocephala* (*Physalospora*) 800.  
*Xantholini* (*Chantransiopsis*) 216.  
*Xantholini* (*Corethromyces*) 136.  
*xerophila* (*Chaetopyrena*) 961.  
*xerophila* (*Mollisia*) 1192.  
*xerophila* (*Pleospora*) 1029.  
*xylophilus* (*Ascobolus*) 1223.

- Xylosmatis* (*Phyllachora*) 573.  
*xylosmica* (*Saccardinula*) 532.  
*Xylostei* (*Rhytisma*) 1266.  
*yapensis* (*Dothidella*) 592.  
*yapensis* (*Phyllachora*) 592.  
*yapensis - rhytismoides* (*Phyllachora*) 591.  
*yatesiana* (*Meliola*) 284.  
*Yatesii* (*Meliola*) 362.  
*Yatesii* (*Meliolina*) 360.  
*ybbsitzensis* (*Trematosphaeria*) 1013.  
*Yoshinoi* (*Gloeosporium*) 793.  
*Yuccae* (*Allantonectria*) 640.  
*yuccina* (*Sphaerella*) 877.  
  
*zambesiana* (*Hexagonia*) 1323.  
*Zae* (*Broomella*) 685.
- Zae-Maydis* (*Physoderma*) 20.  
*zealandicus* (*Monoicomyces*) 93.  
*Zelkowae* (*Sphaerella*) 891.  
*zeylandica* (*Podocrea*) 673.  
*Zimmermanni* (*Rhynchosphaeria*) 1077.  
*Zingiberi* (*Sphaerella*) 892.  
*Ziophori* (*Rickia*) 84.  
*Zizyphi* (*Eutypella*) 721.  
*Zizyphiae* (*Asterina*) 467.  
*zobeliana* (*Metasphaeria*) 957.  
*Zollingeri* (*Dothidella*) 617.  
*Zollingeri* (*Meliola*) 305.  
*Zollingeri* (*Phaeodothiopsis*) 617.  
*zopfianus* (*Pleotrachelus*) 15.  
*Zopfi* (*Saccharomyces*) 1305.  
*zuphiicola* (*Ecteinomyces*) 143.











