

Historic, archived document

Do not assume content reflects current scientific knowledge, policies, or practices.



U. S. DEPARTMENT OF AGRICULTURE,
BUREAU OF ENTOMOLOGY—BULLETIN No. 51.

L. O. HOWARD, Entomologist.


THE
MEXICAN COTTON BOLL WEEVIL:

A Revision and Amplification of Bulletin 45, to
Include the Most Important Obser-
vations Made in 1904.

PREPARED UNDER THE DIRECTION OF THE ENTOMOLOGIST

BY

W. D. HUNTER and W. E. HINDS.



LIBRARY
RECEIVED
JUL - 4 1905

Department of Agriculture

WASHINGTON:
GOVERNMENT PRINTING OFFICE.

1905.

BUREAU OF ENTOMOLOGY.

L. O. HOWARD, *Entomologist and Chief of Bureau.*

C. L. MARLATT, *in charge of experimental field work.*

F. H. CHITTENDEN, *in charge of breeding experiments.*

A. D. HOPKINS, *in charge of forest insect investigations.*

W. D. HUNTER, *in charge of cotton boll weevil investigations.*

FRANK BENTON, *in charge of apicultural investigations.*

F. M. WEBSTER, *in charge of field-crop insect investigations.*

A. L. QUAINANCE, *in charge of deciduous-fruit insect investigations.*

E. A. SCHWARZ, D. W. COQUILLET, TH. PERGANDE, NATHAN BANKS, *Assistant Entomologists.*

R. S. CLIFTON, *Chief Clerk.*

E. S. G. TITUS, F. C. PRATT, AUGUST BUSCK, OTTO HEIDEMANN, A. N. CAUDELL, R. P. CURRIE, J. G. SANDERS, F. D. COUDEN, *Assistants.*

R. C. ALTHOUSE, W. F. TASTET, MARY G. CHAMPNEY, A. J. LEISTER, E. C. WOOD, T. A. KELEHER, JESSIE E. MARKS, *Stenographers and Clerks.*

LILLIAN L. HOWENSTEIN, *Artist.*

MABEL COLCORD, *Librarian.*

W. E. HINDS, A. W. MORRILL, SPRINGER GOES, J. C. CRAWFORD, W. A. HOOKER, W. W. YOTHERS, A. C. MORGAN, W. D. PIERCE, F. C. BISHOPP, C. R. JONES, WILMON NEWELL, E. C. SANBORN, E. S. HARDY, R. C. HOWELL, *engaged in cotton boll weevil investigations.*

J. L. WEBB, H. E. BURKE, W. F. FISKE, J. F. STRAUSS, *engaged in forest insect investigations.*

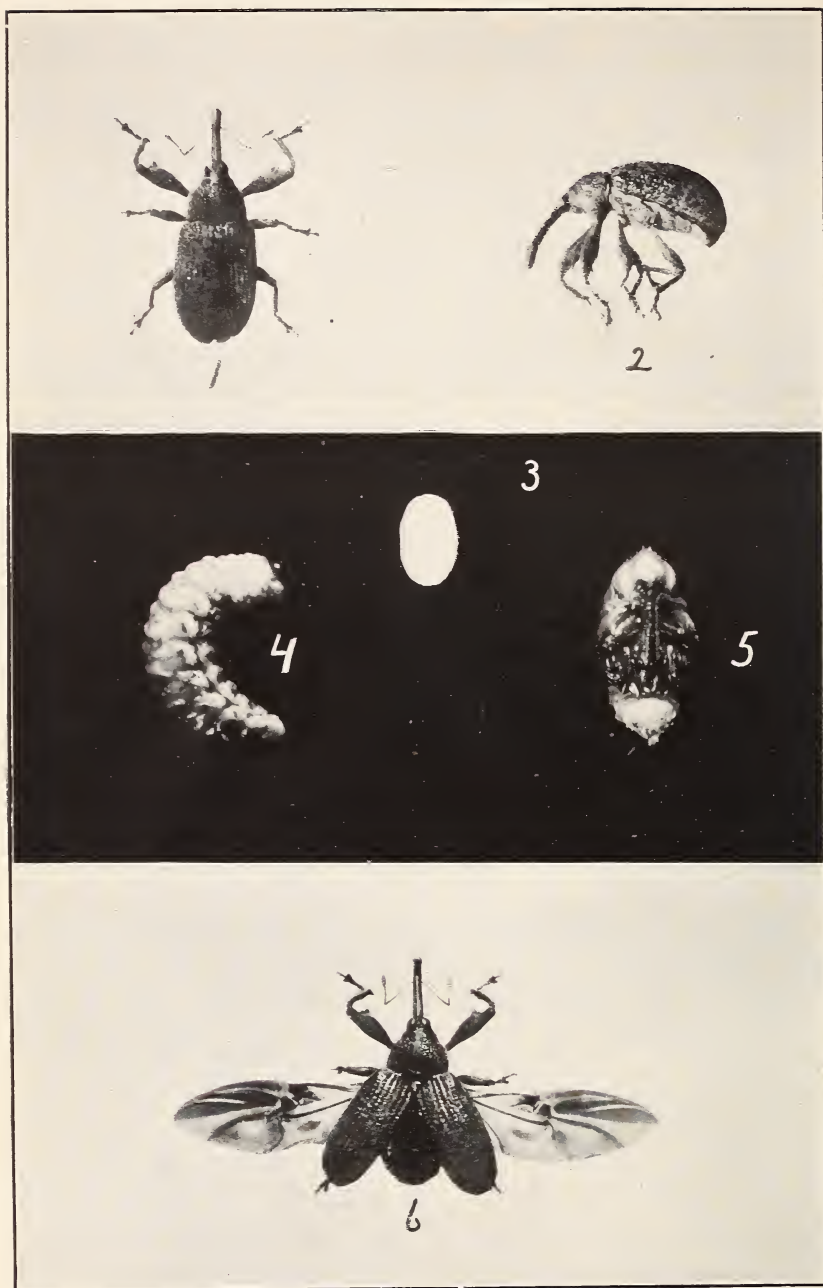
J. M. RANKIN, LESLIE MARTIN, E. F. PHILLIPS, *engaged in apicultural investigations.*

G. I. REEVES, W. J. PHILLIPS, *engaged in field-crop insect investigations.*

FRED JOHNSON, A. A. GIRAULT, J. H. BEATTIE, *engaged in deciduous-fruit insect investigations.*

C. J. GILLISS, W. A. KELEHER, MARIE REY, MRS. JENNIE LOCKE, *engaged in silk investigations.*

E. R. SASSER, *Student Assistant.*



STAGES OF MEXICAN COTTON BOLL WEEVIL.

Fig. 1, Cotton boll weevil, back view of adult; fig. 2, side view of adult; fig. 3, egg; fig. 4, side view of larva; fig. 5, ventral view of pupa; fig. 6, adult, with wings spread—all except fig. 3 enlarged to four diameters; fig. 3 enlarged to twelve diameters (original).

U. S. DEPARTMENT OF AGRICULTURE,
BUREAU OF ENTOMOLOGY—BULLETIN No. 51.

L. O. HOWARD, Entomologist.


THE
MEXICAN COTTON BOLL WEEVIL:

A Revision and Amplification of Bulletin 45, to
Include the Most Important Obser-
vations Made in 1904.

PREPARED UNDER THE DIRECTION OF THE ENTOMOLOGIST


BY

W. D. HUNTER and W. E. HINDS.



WASHINGTON:
GOVERNMENT PRINTING OFFICE.

1905.



LETTERS OF TRANSMITTAL.

To the Senate and House of Representatives:

I transmit herewith, for the information of the Congress, a report on the Mexican cotton boll weevil. Your attention is respectfully invited to the accompanying letter of the Secretary of Agriculture recommending that at least 10,000 copies of this report be printed for the use of the Department of Agriculture, in addition to such number as may be desired for the use of the Senate and House of Representatives.

THEODORE ROOSEVELT.

THE WHITE HOUSE, *March 2, 1905.*

DEPARTMENT OF AGRICULTURE,
OFFICE OF THE SECRETARY,
Washington, D. C., March 2, 1905.

MR. PRESIDENT: I have the honor to transmit herewith, for your information and that of the Congress of the United States, a bulletin entitled "The Mexican Cotton Boll Weevil: A Revision and Amplification of Bulletin 45, to include the most Important Observations made in 1904," prepared by Messrs. W. D. Hunter and W. E. Hinds, of this Department.

This is an elaboration of a bulletin published a year ago, and of which an especial edition was ordered by Congress. In view of the popular interest felt in this subject in Texas, Louisiana, and other cotton-growing States, I respectfully recommend that at least 10,000 copies of this bulletin be printed for the use of this Department, in addition to the number which Congress may, in its wisdom, order for the use of members thereof.

The preparation of the bulletin has been hastened as much as is possible, consistent with accurate and careful work, and, while it is regrettable that it could not have been completed at an earlier date, the urgency of its publication is such that it is my hope that you will see fit to urge Congress, before adjournment, to take the necessary steps to secure the publication of a sufficiently large edition.

I have the honor to remain, Mr. President,

Very respectfully,

JAMES WILSON, *Secretary.*

The PRESIDENT.

U. S. DEPARTMENT OF AGRICULTURE,
BUREAU OF ENTOMOLOGY,
Washington, D. C., March 1, 1905.

SIR: I have the honor to transmit herewith the manuscript, prepared under my direction by Messrs. W. D. Hunter and W. E. Hinds, special field agents of this Bureau, of an extended bulletin on the Mexican cotton boll weevil, which is a revision and amplification of Bulletin No. 45 and includes the results of the many important studies made during the season of 1904. It is so amplified and altered as to deserve independent publication. I therefore recommend that it be issued as Bulletin No. 51 of this Bureau.

Respectfully,

L. O. HOWARD,
Entomologist and Chief of Bureau.

Hon. JAMES WILSON,
Secretary of Agriculture.

CONTENTS.

	Page.
General considerations.....	17
History.....	17
Destructiveness.....	21
Territory affected.....	25
Distribution of the boll weevil.....	27
Prospects.....	28
Life history.....	30
Summary.....	30
The egg.....	31
Embryonic development.....	31
Duration of egg stage.....	32
Hatching.....	33
Hatching of eggs laid outside.....	33
Eating of eggs deposited outside.....	33
Percentage of eggs that hatch.....	34
The larva.....	34
Description.....	34
Growth.....	35
Molts.....	35
Process of molting.....	35
Duration of larval stage.....	36
Pupal cells in bolls.....	37
Pupation.....	37
The pupa.....	38
Duration of pupal stage.....	38
The adult.....	39
Before emergence.....	39
Emergence.....	39
Changes after emergence.....	40
Description of adult.....	40
Size of weevils.....	41
Relation of size to food supply.....	41
Weight of adults.....	42
Color.....	42
Size and color not indicative of sex.....	43
Secondary sexual characters.....	43
Proportions of the sexes.....	43
Duration of life upon squares.....	44
Duration of life on bolls alone.....	46
Duration of life on cotton leaves alone.....	46
Duration of life with sweetened water and with molasses.....	47
Duration of life without food, but with water.....	47
Duration of life without food or water.....	47
Cannibalism.....	48

	Page.
Food habits.....	48
Larval.....	49
Adult.....	49
Male.....	51
Female.....	52
Males and females together.....	52
Feeding of hibernated weevils on early cotton.....	52
Time hibernated weevils can exist on foliage before formation of squares.....	53
Concentration of weevils upon most advanced plants.....	54
Are weevils able to locate a food supply at any considerable distance?.....	56
Danger from allowing seppa to grow.....	57
Increase in leaf area of cotton.....	58
Effects of feeding upon squares and bolls.....	59
Destructive power by feeding.....	61
Susceptibility of various cottons.....	61
Has the weevil any other food plant than cotton?.....	64
Insects often mistaken for the boll weevil.....	66
Is cotton-seed meal attractive?.....	68
Laboratory observations.....	68
Field tests.....	69
The possibility of baiting weevils with sweets.....	70
Attractiveness of various sweets.....	70
Attractiveness of sweets to hibernated weevils in laboratory.....	71
Influence of sweetened water upon feeding of weevils on cotton plants.....	72
Field tests for hibernated weevils, using pure molasses.....	73
Feigning death.....	74
Reproduction.....	74
Method of making field observations upon work of weevils.....	74
Fertilization.....	75
Age of beginning copulation.....	75
Sexual attraction and duration of copulation.....	76
Duration of fertility in isolated females.....	76
Oviposition.....	77
Age of beginning oviposition.....	77
Examination of squares before oviposition.....	77
Selection of uninfested squares for oviposition.....	78
Laboratory observations.....	79
Field observations.....	80
Activity of weevils in different parts of the day.....	81
Place of egg deposition.....	83
Position of the weevil while puncturing for oviposition.....	83
The act of oviposition.....	85
Time required to deposit an egg.....	85
Rate of oviposition—average, maximum.....	86
Stimulating effect of abundance of squares upon egg deposition.....	87
Relation of warts to oviposition.....	88
Effects of oviposition upon squares—flaring, falling.....	89
Period of oviposition.....	90
Original habit of depositing eggs mostly in bolls.....	90
Does parthenogenesis occur?.....	91

Development	92
Percentage of weevils developed from infested squares	92
Development of weevils in squares which never fall	92
Duration of the life cycle	93
Broods or generations	95
Possible annual progeny of one pair of hibernated weevils	97
Thermal influence upon activity and development	98
Influence of retarded development upon sex	100
Laboratory experiment in effect of temperature upon locomotive activity	101
Gradual development during hibernation in south Texas	102
Seasonal history	103
Hibernation	103
Entrance into hibernation	103
Shelter sought in hibernation	104
Duration of hibernation period	105
Apparently favorable conditions for hibernation	105
Percentage of weevils hibernating successfully	106
Time of emergence from hibernation	106
Gradual emergence from hibernation	107
Distance hibernated weevils will fly to food	108
Gradual attraction of hibernated weevils to squares	109
General movement of hibernated weevils in field having considerable seppa cotton	110
Apparent dependence of reproduction upon food obtained from squares	112
Progress of infestation in fields	113
Weevil injury <i>v.</i> square production	116
Effect of maximum infestation upon weevil multiplication	119
Proportion of squares attacked that are not destroyed	120
Relation of weevils to "top crop"	120
Some reasons for the early destruction of stalks	121
Dissemination	123
Artificial agencies	123
Weevils in seed houses at ginneries	124
Gin agency at border line of infested territory	124
Dissemination through shipment of seed cotton and cotton seed	125
Treatment of seed for shipment	126
Duration of life of weevils buried among various grains, etc	127
Natural agencies	127
Winds and floods	127
Migration	128
Effect of defoliation upon weevil movement	130
Natural control	132
Mechanical control	132
Pilosity of plant obstructing weevil movement	132
Proliferation and its effect in bolls and squares	133
Climatic control	134
Temperature endured by weevil larvæ in squares exposed to sunshine	135
Temperature endured by weevil stages in winter	136
Effect of rains upon development of weevils	137
Effect of wet winter weather on hibernating weevils	138
Effect of overflows in fields	138

Natural control—Continued.

Climatic control—Continued.

Page.

Laboratory observations upon time weevils will float and endure submergence 139

Probabilities as to influence of climate upon the weevil in cotton regions not now infested 140

Diseases 143

Parasites 144

Breeding of parasites 144

Pediculoides ventricosus 146

Predatory enemies 148

Insects—native ants, Guatemalan ant, mantids 148

Birds 150

Artificial control 154

Effect of burying squares and weevils 154

Effect upon pupation and escape of adults in dry soil 154

Effect of burying in wet soil 154

Burying weevils in autumn 155

Conclusion 155

Insecticides 156

Machines 157

Machines for field use 157

Ginning machinery 158

Futile methods frequently suggested 159

Mineral paint and cotton-seed meal 159

Spraying 159

Sulphur 159

Paris green 159

Trapping at light 160

Reasons for advantage of cultural method 160

Cultural method 161

Legislation needed 163

Bibliography 164

Index 173

ILLUSTRATIONS.

PLATES.

		Page.
PLATE I.	Fig. 1.—Adult boll weevil, dorsal view	Frontispiece
	Fig. 2.—Adult boll weevil, lateral view	Frontispiece
	Fig. 3.—Egg	Frontispiece
	Fig. 4.—Full-grown larva	Frontispiece
	Fig. 5.—Pupa, ventral view	Frontispiece
	Fig. 6.—Adult with wings spread	Frontispiece
II.	Fig. 7.—Collection showing life history and work of boll weevil ...	32
III.	Fig. 8.—Partly stripped square showing two eggs and a feeding cavity	32
	Fig. 9.—Square with egg deposited outside	32
	Fig. 10.—Square with full-grown larva	32
	Fig. 11.—Pupa just formed within square	32
	Fig. 12.—Weevil just transformed to adult in square	32
	Fig. 13.—Two large larvæ in large boll	32
IV.	Fig. 14.—Pupal cell from boll, broken open	36
	Fig. 15.—Side view of pupa	36
	Fig. 16.—Ventral view of pupa	36
	Fig. 17.—Four pupal cells from bolls compared with four cotton seeds.	36
V.	Fig. 18.—Weevil just escaping from a square	40
	Fig. 19.—Weevil just escaping from boll, normal method	40
	Fig. 20.—Square showing emergence hole of weevil	40
	Fig. 21.—Unopened boll showing emergence hole of weevil	40
	Fig. 22.—Cage used in breeding weevils	40
	Fig. 23.—Weevils feeding on large boll	40
VI.	Fig. 24.—Leaf fed upon by weevils in confinement	48
	Fig. 25.—Square about to bloom destroyed by weevil	48
	Fig. 26.—Weevil full grown in square of usual size	48
	Fig. 27.—Larva full grown in square; would fall with corolla	48
	Fig. 28.—Weevil full grown in square, ovary untouched	48
VII.	Fig. 29.—Weevil larva destroying two locks of boll	48
	Fig. 30.—Weevil preparing puncture for oviposition	48
	Fig. 31.—Square injured by many feeding punctures	48
	Fig. 32.—Bloom distorted by many feeding punctures	48
	Fig. 33.—Comparison of flared with normal square	48
VIII.	Fig. 34.—External signs of weevil injury to large boll	60
	Fig. 35.—Internal effect of weevil feeding on large boll	60

PLATE IX. Fig. 36.—Small boll riddled by feeding punctures.....	60
Fig. 37.— <i>a</i> , Feeding puncture closed by woody growth from carpel; <i>b</i> , gelatin formation following weevil injury.....	60
Fig. 38.—Boll showing two locks destroyed by two feeding punctures of male weevil.....	60
Fig. 39.—Device used to test weevil choice of squares.....	60
X. Figs. 40 and 41.—Mexican cotton boll weevil (<i>Anthonomus grandis</i>).....	64
Fig. 42.—Bloodweed weevil (<i>Livus</i>).....	64
Fig. 43.—An acorn weevil (<i>Balaninus uniformis</i>).....	64
Fig. 44.—Apple curculio (<i>Anthonomus scutellaris</i>).....	64
Fig. 45.—Pepper weevil (<i>Anthonomus æneotinctus</i>).....	64
Fig. 46.—Ironweed weevil (<i>Desmoris scapalis</i>).....	64
XI. Fig. 47.—Transverse Baris (<i>Baris transversa</i>).....	64
Fig. 48.— <i>Centrinus penicellus</i>	64
Fig. 49.—Coffee-bean weevil (<i>Aræcerus fasciculatus</i>): <i>a</i> , Larva; <i>b</i> , adult; <i>c</i> , pupa.....	64
Figs. 50 and 51.—Cowpea-pod weevil (<i>Chalcodermus æneus</i>).....	64
XII. Figs. 52 and 53.—Sharpshooter (<i>Homalodisca triquetra</i>).....	64
Fig. 54.—Cotton stainer (<i>Dysdercus suturellus</i>).....	64
Fig. 55.—Cotton-stalk borer (<i>Atavia crypta</i>).....	64
Fig. 56.—Imbricated snout beetle (<i>Epicarum imbricatus</i>).....	64
Fig. 57.—A snapping beetle (<i>Monocrepidius respertinus</i>).....	64
XIII. Fig. 58.—Device used to test attraction of molasses for weevils in field.....	
Figs. 59 and 60.—Weevils "playing 'possum".....	64
Fig. 61.—Method of obtaining exact data regarding weevil work in field.....	64
XIV. Fig. 62.—Section of square showing location of egg.....	80
Fig. 63.—Hull stripped from boll showing two eggs on inner surface.....	80
Fig. 64.—Section of boll showing location of egg.....	80
Fig. 65.—Wart formed in healing egg puncture.....	80
XV. Fig. 66.—Two egg punctures in a square.....	84
Fig. 67.—Square flared widely from two feeding punctures.....	84
Fig. 68.—Infested squares fallen to the ground.....	84
XVI. Fig. 69.—Infested squares hanging dried upon the plant.....	92
Fig. 70.—Refrigerator devised for breeding weevils under low temperatures.....	92
Fig. 71.—Boll showing three larvæ in one lock.....	92
Fig. 72.—Apparatus for testing effect of low temperatures on weevil activity.....	92
XVII. Fig. 73.—Comparison of planted with seppa cotton on April 15, 1904.....	104
Fig. 74.—Comparison of planted with seppa cotton on May 14, 1904.....	104
Fig. 75.—Locality found very favorable for successful hibernation in winter of 1902 to 1903.....	104
XVIII. Fig. 76.—Near view of small infested bolls in late fall.....	120
Fig. 77.—Stalks standing in late fall after they should have been destroyed.....	120
Fig. 78.—Destroying stalks, forming windrows preparatory to burning.....	120

	Page.
PLATE XIX. Figs. 79 and 80.—Small bolls containing weevils when found shipped with seed into uninfested localities	124
Fig. 81.—Comparison of pilosity on stems of American and Egyptian cotton	124
Fig. 82.—Gelatin formation in boll following feeding punctures, dried and blackened.....	124
XX. Fig. 83.—Gelatin formation in square after drying	132
Fig. 84.—Larva of <i>Bracon mellitor</i> attacking larger larva of boll weevil in the square	132
Fig. 85.— <i>Pediculoides ventricosus</i> breeding upon wasp larvæ.....	132
XXI. Fig. 86.—Cage work in studying effect of poisons in the field...	156
Fig. 87.—Experimental apparatus for testing effect of hydrocyanic acid gas upon weevil stages.....	156
Fig. 88.—Experimental apparatus for testing effect of formaldehyde vapor upon weevil stages	156
XXII. Fig. 89.—Weevils killed in passing through cotton gin	156
Fig. 90.—Remains of weevils passed through main fan at gin-nery	156
XXIII. Fig. 91.—Passing weevils through gin— <i>a</i> , seed, and <i>b</i> , mote collection	156
Fig. 92.—Gin opened, showing spaces through which weevils escape the action of the saws.....	156
Fig. 93.—Cotton field in weevil-infested territory producing a bale per acre.....	156

TEXT FIGURES.

Fig. 1. Map showing increase of weevil-infested territory between the years 1901 and 1904	25
2. Mexican cotton boll weevil; head, showing rostrum and antennæ....	50
3. Diagram showing average activity of five female weevils.....	82
4. Diagram comparing outline of general weevil movement in a field with outline of present weevil-infested area.....	111
5. Map showing successive weevil movements into Louisiana	130
6. Parasite of boll weevil (<i>Bracon mellitor</i>)	145
7. Enemy of boll weevil (<i>Pediculoides ventricosus</i>)	146
8. A native ant enemy of the boll weevil (<i>Solenopsis geminata</i>)	149

PREFACE.

The present bulletin is based upon Bulletin No. 45, of this Bureau, entitled "The Mexican Cotton Boll Weevil," issued in May, 1904. That publication included the results of investigations of this important pest which had been carried on for several years. The present bulletin includes additional results that were obtained during the season of 1904. In form the principal changes are in the incorporation of the treatment of some 50 additional topics. As a matter of fact, however, some of the principal actual additions are incorporated in the tables which occur throughout the pages of the bulletin. Many additional features of the life history of the pest that may throw light upon the question of combating it have been investigated. In some respects very considerable additions to our knowledge of the insect have been made. This is especially the case in all matters relating to dissemination. This topic deals with matters that are naturally difficult to determine. The work must be done in the field, and a large territory must be covered. Through the cooperation with the Louisiana Crop Pest Commission, which was engaged in an attempt to prevent the further advance of the boll weevil into that State, a number of entomologists occupied several months' time in the extreme eastern and northern regions infested by the pest. It is, of course, only upon the basis of such a complete knowledge of all means by which the weevil reaches new regions that the possibility of checking its advance may be considered.

The Mexican cotton boll weevil (*Anthonomus grandis* Boh.) has the unique record of developing in less than twenty years from a most obscure species to undoubtedly one of the most important economically in the world. It was first brought to the attention of the Bureau of Entomology as an enemy of cotton in Texas in 1894. Before it had invaded more than half a dozen counties in the extreme southern portion of Texas several entomologists were sent to the region in connection with this work. Enough was soon discovered to indicate the most feasible plans for avoiding damage by the pest. These original plans, based upon investigations of the life history of the insect, with modifications, for the most part due to climatic conditions in regions quite dissimilar to the lower portion of Texas, are still the basis for all that is known in combating the pest. However, at that time it

was necessary to pay particular attention to the immediate economic phases of the problem, and a detailed study of the habits of the insect was impossible. In 1902, by the aid of a special appropriation by Congress, it became possible to establish a complete field laboratory in the portion of Texas in which the weevil had been known to exist at that time for about eight years, where a careful investigation could be conducted regarding the points in the life history of the pest that offered even remote chances of suggesting means of avoiding damage. The results of the work at this laboratory that have been of more immediate economic bearing have already been published in farmers' bulletins of this Department. However, as will be seen from the following pages, a very large mass of information concerning all the habits of the boll weevil has been accumulated. Not only on account of the great economic importance of the problem and the demand for information from numerous quarters concerning the biology of the pest, but also on account of the fact that the methods followed in this work have been to some extent original, and may be of use in connection with the investigation of other insects, it is thought advisable to publish a great number of the observations that have been made.

The historical and economic features, to which reference has been made elsewhere in the publications of the Bureau, are included to bring together in convenient form practically all that is known regarding the species. Much information obtained by the earlier investigators of the Division of Entomology, Dr. L. O. Howard, Mr. C. L. Marlatt, Mr. C. H. T. Townsend, and Mr. E. A. Schwarz, has been used. On account of the painstaking character of the work of Mr. Schwarz, and his intimate knowledge of related species, his reports, largely unpublished, have been found especially valuable. Special acknowledgment is due to Mr. Schwarz also for his assistance in the determination of the recognizable insect fragments contained in the bird stomachs collected and examined. Because of his very intimate knowledge of this work he has written the paragraphs under the subject "Birds," pp. 150 to 153.

In presenting this work the authors have taken care to state fully the data furnishing the basis for the various conclusions. Under each important heading will be found, first, a description of the methods and apparatus employed; second, a full and in many cases tabular statement of observations; third, the obvious conclusions. Care has constantly been exercised to avoid errors likely to result from artificial conditions in the laboratory. A large part of the work of the past two years was in ascertaining how closely laboratory results corresponded to the actual conditions in the field. The writers have on many occasions been surprised to discover how close the correspondence is, and consider that the demonstration on a large scale of the possibility of accurately determining the details of the life history and habits

of an insect by laboratory investigations is by no means the least important of the results of the investigation.

In general the laboratory investigations have been under the direction of the senior author, Mr. W. D. Hunter, but practically all of the labor of preparing detailed outlines and of executing or supervising the execution of the laboratory work has devolved upon the junior author, Mr. W. E. Hinds, who has been in charge of the boll weevil laboratory. In addition to the assistants, Messrs. A. W. Morrill and G. H. Harris, whose work was incorporated in the original publication (Bulletin 45), the most important observations and experiments of the following field agents have contributed to the publication in its present form: Messrs. C. M. Walker, W. D. Pierce, W. A. Hooker, W. W. Yothers, A. C. Morgan, J. C. Crawford, and S. Goes. Besides these, Prof. H. A. Morgan, the secretary of the Louisiana Crop Pest Commission, has suggested many lines of investigation. Mr. James Hull, of Victoria, Tex., was employed for several months in making a thorough study of cotton-ginning machinery.

Specifically, all of the present bulletin, except the portion preceding the topic "Life History," p. 30, and the topics following the subject "Futile Methods Frequently Suggested," p. 159, with the further exception of the topic upon "Birds," p. 150, has been written by the junior author. The illustrations used are from photographs taken for the work by the junior author, with the exception of the text figures and the illustrations of "Insects mistaken for the boll weevil," of which those marked "original" are, with one exception, from drawings prepared by the Bureau of Entomology.

THE MEXICAN COTTON BOLL WEEVIL.

GENERAL CONSIDERATIONS.

HISTORY.

There is very little certainty regarding the history of the Mexican cotton boll weevil before its presence in Texas came to the attention of the Bureau of Entomology in 1894. The species was described by Boheman in 1843 from specimens received from Vera Cruz, and it was recorded by Suffrian in 1871 as occurring at Cardenas and San Cristobal, in Cuba. Written documents in the archives at Monclova, in the State of Coahuila, Mexico, indicate that the cultivation of cotton was practically abandoned in the vicinity of that town about the year 1848, or at least that some insect caused very great fears that it would be necessary to abandon the cultivation of cotton. A rather careful investigation of the records makes it by no means clear that the insect was the boll weevil, although there is a rather firmly embedded popular notion in Mexico, as well as in the southern United States, that the damage must have been perpetrated by that species. As far as the accounts indicate, it might have been the bollworm (*Heliothis obsoleta*) or the cotton caterpillar (*Alabama argillacea*).

From the time of the note by Suffrian regarding the occurrence of the weevil in Cuba in 1871 up to 1885 there has been found no published record concerning it. In 1885, however, C. V. Riley, then Entomologist of the Department of Agriculture, published in the report of the Commissioner a very brief note to the effect that *Anthonomus grandis* had been reared in the Department from dwarfed cotton bolls sent by Dr. Edward Palmer from northern Mexico.^a This is

^a The following is a copy of the original letter by Doctor Palmer:

EAGLE PASS, TEX., September 28, 1880.

THE COMMISSIONER OF AGRICULTURE.

SIR: Previous to leaving Monclova, Mexico, for this place I visited some fields planted with cotton. Seeing but few bolls of cotton, examination revealed the cause. An insect deposits its egg and the boll falls; thus some plants had only two or three, others five or six bolls, while underneath the leaves, in the shade thereof, were many that had fallen there in the moist shade to lay for the larva to hatch. Please

the first account associating the species with damage to cotton. The material referred to was collected in the State of Coahuila, supposedly not far from the town of Monclova. The exact date at which the insect crossed the Rio Grande into Texas is as uncertain as the means whereby this was accomplished. All that can be found, which is mostly in the form of testimony of planters in the vicinity of Brownsville, indicates that the pest first made its appearance in that locality about 1892. In 1894 it had spread to half a dozen counties in the Brownsville region, and during the last months of the year was brought to the attention of the Bureau of Entomology as an important enemy of cotton. Mr. C. H. T. Townsend was immediately sent to the territory affected. His report was published in March, 1895. It dealt with the life history and habits of the insect, which were previously completely unknown, the probable method of its importation, the damage that might result from its work, and closed with recommendations for fighting it and preventing its further advance in the cotton-producing regions of Texas. It is much to be regretted that the State of Texas did not adopt at that time the suggestion made by the Bureau of Entomology that a belt be established along the Rio Grande in which the cultivation of cotton should be prohibited, and thus cut off the advance of the insect.

The events of the last few years have verified the prediction of the Bureau of Entomology in regard to the advance made and the damage caused by the insect.

In 1895 the insect was found by the entomologists, who continued the investigation started the year before, as far north as San Antonio and as far east as Wharton. Such a serious advance toward the principal cotton-producing region of the State caused the Bureau to continue its investigations during practically the whole season. The results of this work were incorporated in a circular by Doctor Howard, published early in 1896, in both Spanish and English editions.

An unusual drought in the summer of 1896 prevented the maturity of the fall broods of the weevil, and consequently there was no extension of the territory affected. It should be stated in this connection that the region from San Antonio to Corpus Christi, and thence to Brownsville, will frequently pass through similar experiences, which will be quite different from anything that may be expected to occur

find enclosed insects and many of the injured bolls, some newly punctured, others taken from under the plant.

Monclova, Mexico, and the surrounding country a few years ago was famous for its large supply of cotton; at this time none can be grown, owing to the destructive insect, samples of which are sent. The inhabitants would be glad to hear of a remedy, upon which matter in the future I will communicate with your Department.

Your obedient servant,

EDWARD PALMER.

in regions where the rainfall is more certain. In 1900, as well as in 1903, in all or part of the region referred to, the numbers of the weevil were reduced by climatic conditions, principally a scanty rainfall, so that they were comparatively unimportant factors. During 1896 the investigations were continued, and the results published in another circular issued in February, 1897. This circular was published in Spanish and German as well as English editions, for the benefit of the very large foreign population in southern Texas.

The season of 1897 was in many respects almost as unfavorable as that of 1896, although the pest increased its range to the region about Yoakum and Gonzales. Although this extension was small it was exceedingly important, because the richest cotton lands in the United States were beginning to be invaded. The problem had thus become so important that Mr. Townsend was stationed in Mexico, in a region supposed to be the original home of the insect, for several months to discover, if possible, any parasites or diseases that might be affecting it, with the object of introducing them to prey upon the pest in Texas. Unfortunately nothing was found that gave any hope of material assistance in the warfare against the weevil.

The season of 1898 was very favorable for the insect. Bastrop, Lee, and Burleson counties became invaded, and some isolated colonies were found across the Brazos River, in Waller and Brazos counties. Investigations by the Bureau of Entomology were continued, and a summary of the work, dealing especially with experiments conducted by Mr. C. L. Marlatt in the spring of 1896, was published in still another circular. At this time the legislature of the State of Texas made provision for the appointment of a State entomologist and provided a limited appropriation for an investigation of means of combating the boll weevil. In view of this fact the Bureau of Entomology discontinued, temporarily, the work that had been carried on by having agents in the field almost constantly for four years, and all correspondence was referred to the State entomologist; but, unfortunately, the insect continued to spread, and it soon became apparent that other States than Texas were threatened. This caused the work to be taken up anew by the Bureau of Entomology in 1901, in accordance with a special appropriation by Congress for an investigation independent of that being carried on by the State of Texas and with special reference to the discovery, if possible, of means of preventing the insect from spreading into adjoining States.

In accordance with this provision an agent was sent to Texas in March and he remained in that State until December. He carried on cooperative work upon eight of the larger plantations in the weevil region. The result of his observations was to suggest the advisability of a considerable enlargement of the scope of the work. It had been found that simple cooperative work with the planters was exceedingly

unsatisfactory. The need of a means of testing the recommendations of the Bureau of Entomology upon a large scale, and thereby furnishing actual demonstrations to the planters, became apparent. Consequently, at the suggestion of the Department of Agriculture, provision for an enlargement of the work was made by Congress. Agreements were entered into with two large planters in typical situations for testing the principal features of the cultural system of controlling the pest upon a large scale. In this way 125 acres at Victoria and 200 acres at Calvert were employed. At the same time the headquarters and laboratory of the special investigation were established at Victoria, and such matters as parasites, the possibility of poisoning the pest or of destroying it by the use of machines, as well as investigating many of the features of its biology that were still absolutely unknown, were given careful attention by a specially trained assistant whose services were procured for that purpose. The results of the field work for this year were published in the form of a Farmers' Bulletin entitled "Methods of Controlling the Boll Weevil; Advice Based on the Work of 1902;" but on account of the late date of the establishment of the laboratory (June), and the consequent incompleteness of many of the records, it was not thought advisable to publish anything concerning the laboratory investigations. During this season cooperation was carried on with the Mexican commission charged with the investigation of the boll weevil in that country, which was arranged on the occasion of a personal visit of Dr. L. O. Howard to the City of Mexico in the fall of 1901. Specimens of parasites were frequently exchanged, and through the courtesy of Prof. A. L. Herrera, chief of the Mexican commission, an agent in charge of the investigation in Texas visited the laboratories at the City of Mexico and Cuernavaca, where a study was made of the methods of propagating parasites, especially *Pediculoides ventricosus* Newp. A large number of specimens of this mite were brought back to Texas, where they were carried through the winter successfully and used in field experiments the following season.

The favorable reception by the planters of Texas of the experimental field work conducted during this season, with the increased territory invaded by the pest, brought about an enlarged appropriation for the work of 1903. By enactment which became effective on the 4th of March, \$30,000 was placed at the disposal of the Bureau of Entomology. It thus became possible to increase the number and size of our experimental fields as well as to devote more attention to the investigation of matters suggested by previous work in the laboratory. Seven experimental farms, aggregating 558 acres, were accordingly established in as many distinct cotton districts in Texas. Despite generally very unfavorable conditions the results of this experimental

work demonstrated many important points. The principal ones are detailed in Farmers' Bulletin No. 189 of this Department.

A general realization of the great damage done by the boll weevil now led to the appropriation by Congress of \$250,000 for use in enabling the Secretary to meet the emergency caused by the ravages of the insect in 1904. It thus became possible to again increase the number of experimental farms and to pay especial attention to a number of important matters that could not be investigated previously. As was stated in the preface, the present bulletin is one of the results of this work. The economic results of more immediate importance have been published in farmers' bulletins and other publications of this Department. Farmers' Bulletin 209 dealt with the possibility of controlling the boll weevil in cotton seed and at gins. Farmers' Bulletin 211 dealt with the value of the use of Paris green in an attempt to control the pest, a matter which was of very great importance in infested regions during the season. Circular No. 56 of the Bureau of Entomology dealt with the most important step in controlling the pest, namely, the early fall destruction of the stalks. Including the seven editions of Farmers' Bulletin No. 189, which incorporated some of the results of the work of the season of 1903, 260,000 copies of these publications were issued.

DESTRUCTIVENESS.

Various estimates of the loss occasioned to cotton planters by the boll weevil have been made. In the nature of the case such estimates must be made upon data that is difficult to obtain and in the collection of which errors must inevitably occur. There is of course a general tendency to exaggerate agricultural losses, as well as to attribute to a single factor damage that is the result of a combination of many influences. Before the advent of the boll weevil into Texas unfavorable weather at planting time, summer droughts, and heavy fall rains caused very light crops to be produced. Now, however, the tendency is everywhere to attribute all of the shortage to the weevil. Nevertheless, the pest is undoubtedly the most serious menace that the cotton planters of the South have ever been compelled to face, if not, indeed, the most serious danger that ever threatened any agricultural industry. It was generally considered, until the appearance of the pest in Texas, that there were no apparent difficulties to prevent an increase in cotton production that would keep up to the enlarging demand of the world until at least twice the present normal crop of about 10,500,000 bales should be produced. Now, however, in the opinion of most authorities, the weevil has made this possibility very doubtful, although the first fears, entertained in many localities, that the cultivation of cotton would have to be abandoned have generally been given up. An especially unfavorable feature of the problem is

in the fact that the weevil reached Texas at what would have been, from other considerations, the most critical time in the history of the production of the staple in the State. The natural fertility of the cotton lands had been so great that planters had neglected completely such matters as seed selection, varieties, fertilizers, and rotation, that must eventually receive consideration in any cotton-producing country. In general, the only seed used was from the crop of the preceding year, unselected and of absolutely unknown variety, and the use of fertilizers had not been practiced at all. Although it is by no means true that the fertility of the soil had been exhausted, nevertheless, on many of the older plantations in Texas, the continuous planting of cotton with a run-down condition of the seed combined to make a change necessary in order to continue the industry profitably.

A careful examination of the statistics, to which more complete reference is made in Farmers' Bulletin No. 189, has indicated that the pest causes a reduction in production for a few years after its advent of about 50 per cent, but at the same time it is evident that most planters within a few years are able to adopt the changes in the system of cultivating this staple that are made necessary by the weevil, so that the damage after a short time does not compare with that at the beginning. Upon the foregoing basis, during the season of 1903 the weevil caused Texas cotton planters a loss of about \$15,000,000, and this estimate agrees rather well with estimates made in other ways by the more conservative cotton statisticians. A similar estimate made in 1902 led to the conclusion that the damage amounted to about \$10,000,000. It consequently appears that during the years the pest has been in Texas the aggregate damage would reach at least \$50,000,000. Many conditions of climate and plantation practice in the eastern portion of the cotton belt indicate that the weevil problem will eventually be as serious east of the Mississippi as it now is in Texas. According to the estimates of Mr. Richard H. Edmunds, the editor of Manufacturers' Record, the normal cotton crop of the United States represents a value of \$500,000,000; the extreme ultimate damage that the pest might accomplish over the entire belt would be in the neighborhood of \$250,000,000 annually, provided none of the means of avoiding damage that are now coming into common use in Texas were adopted. In spite of the general serious outlook, however, it must be stated that fears of the damage the weevil may do are very often much exaggerated, especially in newly invaded regions. It is not at all necessary to abandon cotton. The work of the Bureau of Entomology for several seasons has demonstrated that a crop can be grown profitably in spite of the boll weevil, and this experience is duplicated by many planters in Texas.

During the season of 1904 the usual increase in infested territory occurred. About 15,000 square miles, representing approximately an

area devoted to the cultivation of cotton of 900,000 acres, the normal production from which would be in the neighborhood of 350,000 bales, became invaded for the first time. This brings up the total infested area in the United States at present to about 32 per cent of the total cotton acreage. A very conservative estimate of the damage caused by the pest, based upon the principles mentioned in the foregoing paragraph, is \$22,000,000 for the season of 1904, as against about \$15,000,000 during the preceding season. Many estimates much larger than this one have been made. Careful examination, however, reveals the fact that many fallacies are connected with such excessive estimates. There is a general tendency to overestimate the damage by insect pests, and to attribute all of the damage in any quarter to insect depredations when climatic conditions have been unfavorable.

In this connection it is of interest to note the present very large crop (estimated by the Bureau of Statistics of this Department on December 3, 1904, as 12,162,000 bales^a), and to refer to the question that has been raised as to the reasons for this very large production in view of the large territory infested by the pest. The following appear to be the principal reasons for the present large production:

(1) The insect has not yet reached numbers in all its range sufficient to appreciably reduce the crop. The accompanying map (fig. 1, p. 25) outlines the total area in which any weevils are known to occur. In perhaps 10 per cent of the territory thus considered infested only isolated colonies occur, and the general production has not yet been curtailed. In some of the northern counties of Texas, for instance, the production could not have been reduced by the weevil, although the statistics show considerable variation between the several years on account of changes in acreage and the ravages of other insects, principally the bollworm. The following table shows variations in production in some of the counties of north Texas in which the boll weevil is not yet numerous enough to appreciably reduce the crop.

TABLE I.—Cotton production in certain counties in northern Texas, in equivalents of 500-pound bales.

County.	1899.	1900.	1901.	1902.	1903.	Average.
Montague.....	15,064	34,488	28,454	16,981	30,172	25,031
Bowie.....	16,826	21,347	16,756	17,829	20,307	18,613
Red River.....	28,584	47,870	35,911	31,284	33,815	35,452
Collin.....	49,077	70,963	60,049	47,344	62,979	58,082
Cook.....	11,905	18,751	19,561	11,012	20,813	16,408

(2) Throughout the portion of Texas where the bulk of the crop is produced—that is, north of about the latitude of Waco—various conditions combined to cause an unusually small number of weevils to hibernate successfully during the winter of 1903–4. The principal factor in this situation was the very early date of the first killing frost,

^a Census Bul. 19, April 25, 1905, gives crop of 1904 as 13,584,457 bales of 500 pounds.

which was about thirty days prior to the average date for the past fifteen years. This early frost destroyed a great number of immature weevils in the squares and bolls which would otherwise have passed through the winter to damage the crop in the spring.

(3) An important factor which has contributed to the production of a large crop in the same region has been a lessened degree of damage by the bollworm. It has been estimated by Mr. A. L. Quaintance, of the Bureau of Entomology, that this pest could not have caused more than about half as much damage during 1904 as during the preceding season. During the first of these years it was estimated that the damage would aggregate \$5,000,000, as against about \$2,500,000 damage for the latter year.

(4) The high price of cotton prior to the time of planting the crop of 1904 undoubtedly had the effect of increasing the acreage considerably.

(5) The growing season was unusually favorable. The average of the conditions of the growing crop in Texas from May to September, inclusive, as published by the Bureau of Statistics, of this Department, was 82 in 1904, as against 72.5 in 1903. The average condition for 1904 was, in fact, much higher than in even the season of the largest crop ever previously produced, namely, 1900, when the average condition reported for the months mentioned was 77.6.

(6) The season of 1904 was exceedingly favorable during the time of picking the crop, resulting in an unusually small loss of lint from rains.

(7) The large amount of work done by the Department of Agriculture and commercial bodies which imported many carloads of improved seed, and the more general adoption of approved cultural methods also contributed somewhat to the large crop produced.

A general idea of the effect of the ravages of the boll weevil in reducing the crop in Texas may be obtained from the following table:

TABLE II.—*Comparison of cotton production and acreage in Texas and Louisiana in equivalents of 500-pound bales.*

Year.	Texas.		Louisiana.	
	Acreage.	Crop.	Acreage.	Crop.
1899	6,642,309	2,609,018	1,179,156	700,352
1900	7,041,000	3,438,386	1,285,000	705,767
1901	7,745,100	2,502,166	1,400,650	840,476
1902	8,006,546	2,498,013	1,662,567	882,073
1903	8,129,300	2,471,081	1,709,200	824,965
1904	8,704,000	3,030,433	1,940,000	893,193

It will be seen that while the acreage in Texas and Louisiana has been increasing at about the same proportion the crop in Texas has decreased annually for the past six years (with two exceptions—1900 and the present year), while the crop in Louisiana has increased annu-

considerable area within the outside line in which the weevil has not yet reached great numbers. -

At frequent intervals during the season of 1904 accounts have appeared regarding the occurrence of the weevil at points far beyond the limits of the infested territory as indicated in fig. 1. It seems likely that at any time the pest may be carried far outside of the present infested territory through the shipment of cotton seed or certain other cotton products. In view of this fact the Bureau of Entomology has paid especial attention to these reports. Entomologists connected with the Bureau have investigated rumors originating in parts of Louisiana, Arkansas, and Indian Territory, and through cooperation with State and station entomologists the Bureau has also received specific information about reports in Georgia, South Carolina, and elsewhere. Fortunately, it has been determined that all these reports have been based upon misidentifications of the numerous species of insects which are apt to be found in cotton fields.

In Texas the infested area extends from Brownsville, where the weevil originally entered the State, to Sherman. In Louisiana six of the westernmost parishes are known to be generally infested and three others have a small number of weevils within their boundaries. The cotton acreage involved in this territory amounts to 32 per cent of the cotton acreage in the United States, and produced in 1900 about 37 per cent of the total crop of this country, or over one-fourth of the crop of the world for that year.

There are some features of special interest in the situation in Cuba. Although the weevil has long been known to occur in the island, it has attracted very little attention on account of the fact that the cultivation of cotton was abandoned for a long time in favor of crops that have been more profitable. Now, however, with the better price of the staple and rather unsatisfactory returns from some other crops, cotton is being planted upon a considerable scale. Mr. E. A. Schwarz was sent to the island on two occasions to study the conditions there. Although his report refers especially to the Province of Santa Clara, it is probably true that conditions similar to those he describes obtain everywhere. He found that the entire province is naturally more or less infested by the boll weevil, and that weevils did not spread from cultivated cotton planted with seed obtained in the United States to the wild plants, as at first supposed, but from the latter to the former. The weevils were found to be more numerous on the kidney cotton growing wild than on the loose cotton (*seminiella*). The latter, when growing alone, was usually found to be free from weevils, but likely to be infested when growing in the vicinity of kidney cotton. A large number of wild cotton trees growing in the vicinity of dwellings or growing entirely wild are always infested, and here the weevils are more numerous, but never as numerous as on the cultivated Egyptian

cotton. At one locality, where a large number of kidney cotton trees were growing (about 50 plants, some of them probably 20 years old), it was found that at least one out of every twenty squares had been punctured by the first week in March. From Mr. Schwarz's report it does not seem that there is a very promising outlook for cotton raising in Cuba. The presence of wild perennial cotton, upon which the weevil probably exists everywhere, will always be a source of danger. The long moist seasons and mild winters will form more favorable conditions for the pest than will occur anywhere in the United States.

During the season of 1904 Mr. Edward Ferrer conducted an interesting experiment in the cultivation of cotton in the Santa Clara Province, Cuba, at the suggestion of the Bureau of Entomology. The plan of the experiment was to eradicate all of the wild cotton plants growing in the vicinity of the place where a field of cotton was to be planted. By such eradication some time prior to planting it was supposed that the weevils would be greatly reduced in numbers. Very recently Mr. Ferrer has reported that the results have been exceedingly gratifying. He succeeded in obtaining a very profitable crop of cotton by the means suggested at a place where several previous attempts had resulted in failure.

DISTRIBUTION OF THE BOLL WEEVIL.

The following list of localities represents the range in distribution of this insect so far as it is positively known at the present time:

United States.—Louisiana: six western parishes of Louisiana wholly or partially infested; Texas: all of the principal cotton-growing counties in the southern, central, and eastern portions of the State, a few border counties along the Red River in the northeastern part of the State not yet infested. (See fig. 1, p. 25.)

Mexico.—Tamaulipas: Matamoras, Jiminez; Vera Cruz: Vera Cruz,¹ San Andres Tuxtla; San Luis Potosi: San Bartolo; Coahuila: San Isidro, Allende, Monclova; Michoacan: Zamora; Morelos: Cuernavaca.^a

Cuba.—Havana: Havana; Pinar del Rio: San Cristobal, Rangel; Santa Clara: Cayamas; Matanzas: Eastern portion, Cardenas.

Guatemala.—Alta Vera Paz (Cook); Peten: San José (Champion).

It has been impossible to verify the rumors which state that the boll weevil has been found in Brazil and also in some localities in Africa where cotton is grown. It is said that the injury in these localities is identical with that of the boll weevil in the United States. In the Philippines there has been found a species of weevil which is distinct from the Mexican cotton boll weevil, but attacks the cotton in a very similar manner.

^a Recently Dr. A. L. Herrera has sent specimens collected at Mazatlan in the State of Sinaloa by M. T. Madrigal.

PROSPECTS.

The investigations of the life history of the weevil that are referred to in detail in the following pages have indicated that the most important elements in limiting the spread of an insect—namely, winter temperatures and parasites—in this case offer no assurance that the pest will soon be checked. For the past ten years, except where local unfavorable conditions have interfered, it has advanced annually a distance of about 50 miles. The insect is undoubtedly changing its habits and adapting itself to climatic conditions in new regions that it is invading. It is undoubtedly true that it has acquired an ability to withstand more severe frosts than occurred in the vicinity of San Antonio in 1895. Except in a few particular regions, however, it does not seem that the continued spread will be as rapid as it has been. The country between Gonzales County and the Red River is practically a continuous cotton field, and the prevailing winds have undoubtedly favored the northward spread of the insect. Similar conditions will now favor a rapid extension into the Red River Valley in Louisiana, and likewise there seems no doubt that the spread will be rapid in the Yazoo Valley in Mississippi; but in most other situations throughout the belt the cotton fields are smaller and more isolated than is the case in Texas; consequently it is to be supposed that the spread of the pest will be retarded somewhat.

Basing estimates on a careful study of the distance the boll weevil has traveled each year, as well as upon some attention that has been paid to the means whereby it reaches new territory, referred to more in detail hereafter (p. 123), it seems safe to predict that in from fifteen to eighteen years the pest will be found throughout the cotton belt. During the time it has been in Texas there has been no tendency toward dying out, and in south Texas the pest is practically as troublesome, except in so far as it is affected by changes in managing the crop, as it was in 1895. In Mexico, where it has existed for a much longer period, it is apparently as plentiful as ever. Careful attention that has been paid to the study of parasites and diseases, as well as temperatures unfavorable to the insect, has failed to reveal any prospect that it will ever be much less troublesome than now. There will, nevertheless, be seasons from time to time in which the damage will be much less than normal. Climatic conditions will undoubtedly cause temporary diminution of the numbers of the pest in certain localities. In Texas these conditions have given rise almost every year to the supposition on the part of the planters that the insects have died out. This was especially the case in the region between San Antonio and Beeville in 1900, and in the vicinity of Corpus Christi in 1903. Both these years followed a series of seasons in which there was much less than the normal rainfall; consequently not

only had a great many of the weevils been killed, but the numbers had been diminished by reason of the very limited extent to which it was possible to raise cotton. Both 1900 and 1903, however, were exceedingly favorable for cotton. Early planting was possible, and there was an abundance of rain throughout the season. The crop was so far advanced by the time the weevils became numerous that a very fair yield was made, although in neither of the cases was any top crop whatever produced. Whenever a series of years of scanty rainfall is followed by one of normal precipitation the weevil will temporarily be comparatively unimportant. The most disastrous seasons will be those in which the rainfall is excessive and planting unavoidably thrown late.

One of the most interesting features of the situation which developed during the season of 1904, which will be dealt with more fully in the succeeding pages, was the fact that the infested region extended eastward much more rapidly than northward. Careful examination of the portions of Indian Territory and Arkansas which the weevil is apt to reach first has failed to reveal any infestation; in fact, on the north the limitation of the infested territory remains practically the same as at the end of the season of 1903. This applies, however, only to the total infested area in which even isolated colonies have been found to exist. There has been, nevertheless, a gradual northward advance of the region of gross infestation. Its advance has extended from the latitude of the northern portion of Ellis County to about the latitude of the southern portion of Collin County. This situation raises the question of whether the pest has not reached a northern limit beyond which its spread would be prevented or at least checked by climatic conditions. It has been found that there is at least one full generation less during the season at Terrell, Tex., than at Victoria, Tex., 275 miles farther south. This naturally means a greatly lessened degree of damage. The time when the maximum number of weevils per acre is produced is made considerably later with a consequent manifest advantage to the crop. The lessened number of generations is due to three principal factors. (1) Later emergence from hibernating quarters; (2) greater time required for the development of the several stages; and (3) the earlier date of the first killing frost. It was pointed out in a previous bulletin (i. e., No. 45) that the considerations just mentioned would probably cause the weevil problem to be much less serious in extreme northern Texas and similar localities than has been the case in regions that have hitherto been infested. Nevertheless, it is to be expected that there will be some adaptation on the part of the weevil to the climatic conditions in newly-invaded regions, and this element introduces considerable risk in any prediction regarding future damage. From the present outlook, however, it may be

stated that, in all probability, the greatest damage by the pest will always be in the regions south of the latitude of Dallas, Tex. A careful consideration of the matter, based upon what is known regarding the life history and habits of the boll weevil, leads to the supposition that in the alluvial lands of the southern part of the belt, into which the pest is now encroaching, the damage will be greater than in any areas which have suffered up to the present time. In Texas, as is well known, a reasonably effective method of mitigating the damage of the pest has been developed, known as the cultural system. It is to be feared that there will be many obstacles in the way of the adaptation of this system to other regions. Of course, the planters in other States will have the advantage of learning from the experience of planters in Texas; nevertheless, there will undoubtedly be many difficulties. The greater rainfall from the Sabine River eastward will contribute to the very rapid multiplication of the weevils. In Louisiana the rainfall during the growing months of May, June, July, and August has been 4.47 inches each. In Texas, for the same months, the average monthly precipitation has been only 3.26 inches.

* In this connection it becomes of some interest to speculate as to the possibility that the weevil may eventually be carried outside of the United States and gain a foothold in other cotton-producing countries. The fact that the insect is rather rapidly adapting itself to conditions in the United States that are quite diverse from those of its native home leads to the supposition that it would experience but little difficulty in adapting itself to climatic conditions wherever cotton may be grown. This probability of the spread of the weevil outside of the United States is increased by the fact that cotton seed for planting purposes is frequently shipped from the United States to various parts of the globe, and that within the last few years various conditions have caused especial interest to be displayed in this matter. There is nothing whatever to prevent weevils that may happen to be sacked with cotton seed from being carried long distances on shipboard. In the semidormant condition in which they hibernate, they have often been known to go longer without food than is ordinarily required for a freight shipment from Galveston to Cape Town. Although there are no truly cosmopolitan cotton insects, it seems likely that the boll weevil may eventually be more widely distributed than any other.

LIFE HISTORY.

SUMMARY.

The egg is deposited by the female weevil in a cavity formed by eating into a square or boll. The egg hatches in a few days and the footless grub begins to feed, making a larger place for itself as it grows. During the course of its growth the larva sheds its skin at

least three times, the third molt being at the formation of the pupa, which after a few days sheds its skin, whereupon the transformation becomes completed. These immature stages require on the average between two and three weeks. A further period of feeding equal to about one-third of the preceding developmental period is required to perfect sexual maturity so that reproduction may begin.

Variation in size depends directly upon abundance and condition of the food supply. Weevils of average size are about 8 mm. in length, one-third as broad as long, and weigh about one-fourth of a grain. Color varies as widely as does size. It is usually of a gray or yellow-brown, and is most markedly yellow in the largest weevils. Sexes are produced in practically equal numbers, the males predominating slightly. No other food has been found which will attract weevils from squares and no plant but cotton upon which they can sustain themselves for any considerable length of time. (See Pl. II, fig. 7.)

THE EGG.

The egg of the boll weevil is an unfamiliar object even to many who are thoroughly familiar with the succeeding stages of the insect. If laid upon the exterior of either square or boll it would be fairly conspicuous on account of its pearly white color. Measurements show that it is, on the average, about 0.8 mm. long by 0.5 mm. wide. Its form is regularly elliptical (Pl. I, fig. 3), but both form and size vary somewhat. Some eggs are considerably longer and more slender than the average, while others are ovoid in shape. The shape may be influenced by varying conditions of pressure in deposition and the shape of the cavity in which it is placed. The soft and delicate membrane forming the outer covering of the egg shows no noticeable markings, but is quite tough and allows a considerable change in form. Were the eggs deposited externally they would doubtless prove attractive to some egg parasite as well as to many predatory insect enemies. Furthermore, the density of the membranes would be insufficient to protect the egg from rapid drying or the effects of sudden changes in temperature. All these dangers the female weevil avoids by placing the eggs deeply within the tissue of the squares or bolls upon which she feeds. As a rule, the cavities which receive eggs are especially prepared therefor and not primarily for obtaining food. Buried among the immature anthers of a square or on the inner side of one carpel of a boll, as they usually are, weevil eggs become very inconspicuous objects (Pl. III, fig. 8) and are found only after careful search.

EMBRYONIC DEVELOPMENT.

Owing to the transparency of the egg membranes, something of the development of the embryo can be seen through them. Special study is now being made of the embryology of the weevil. The fully devel-

oped embryo completely fills the interior of the egg, its large head being in one end and its body curved ventrally upon itself till nearly double. Considerable motion is manifested if the egg be touched at this period.

DURATION OF EGG STAGE.

Concealed as the eggs are beneath several layers of vegetable tissue, it is impossible to examine them to ascertain the exact length of the egg stage without in some degree interfering with the naturalness of the accompanying conditions. The beginning of the stage was easily obtained by confining female weevils with uninfested squares. Careful dissections were then made of the squares at a little later than what was found to be the average embryonic period at that season. In this way it is believed the range of error was reduced to a fraction of a day in most cases, and a large number of observations were made to still further reduce the error.

As shown by Table III, 631 observations have been recorded upon this point, the majority of the observations being made in the fall of 1902. Considering the temperatures prevailing at the four periods studied, it appears that the range in development during the average season at Victoria, Tex., has been included, and it seems probable that from these temperatures as a basis the length of the egg stage can be approximately determined for any season and for any locality within the present area of infestation.

TABLE III.—Duration of egg stage at certain periods.

Period of examination.	Number of observations.	Mean temperature for period.	Average effective temperature. ^a	Average duration of egg stage.
1902.				
September 4 to October 3	385	°F. 81.0	°F. 38.0	Days. 2.5 to 3.0
October 7 to November 13.....	107	73.0	30.0	4.0 to 4.5
November 27 to December 15	36	62.0	19.0	11.0
1903.				
May 27 to June 5.....	25	72.5	32.5	3.5 to 4.0
1904.				
Experiments in ice box.....	78	70.0	27.0	5.1
Total.....	631			^b 3.6 to 4.2

^a In considering the influence of temperature upon the weevils it has been found that with the weevil, as has been found to be the case with many animals, 43° F. is about the lowest temperature at which activity is shown. Temperatures below that point would, therefore, have no influence upon activity, while all above that point would. For this reason, it is better to speak of the "effective temperature," meaning by that the number of degrees above 43° F. Experiments made upon the influence of temperature upon the activity of weevils indicate that this is an approximately correct figure for this insect.

^b Weighted average.

The extreme range observed in Table III in the duration of this stage is from 2 to 15 days, while the average period for the whole number of observations is but 3.6 days. It is possible that the embryo can undergo an even greater retardation without losing its vitality.

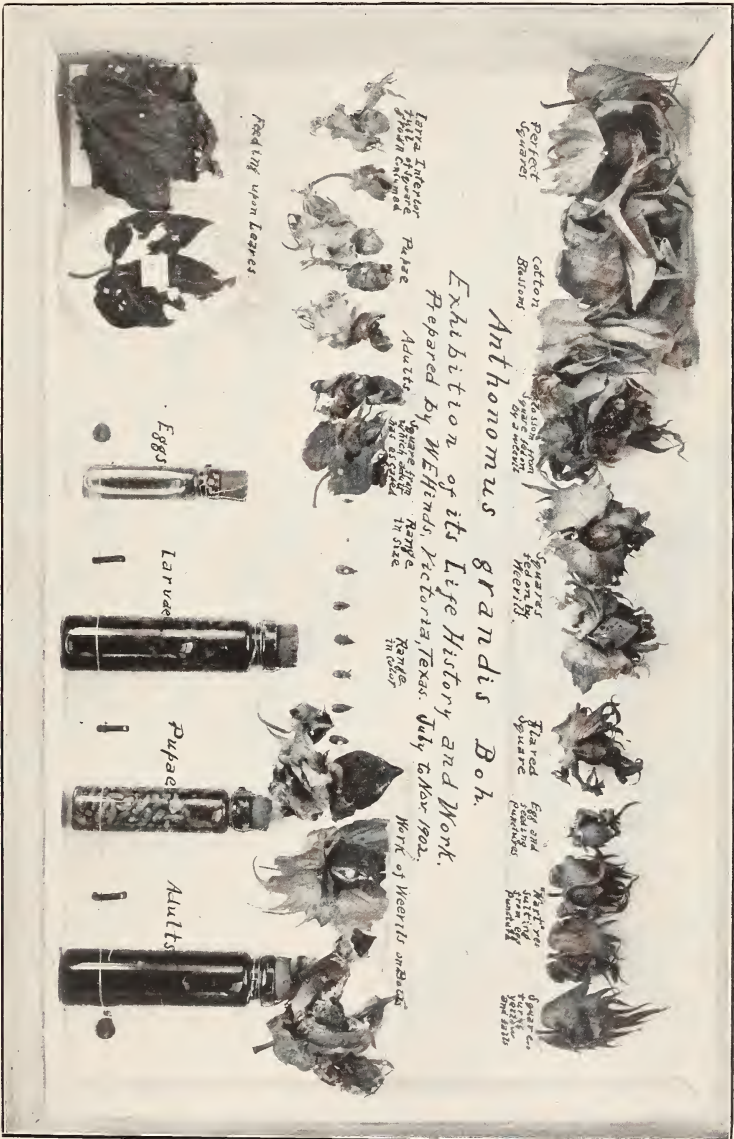


Fig. 7. Collection showing life history and work of boll weevil—reduced to one-half natural diameter (original).



DEVELOPMENTAL STAGES IN SQUARES AND BOLLS.

Fig. 8, Square showing location of two eggs and the cavity formed by a feeding puncture, natural size; fig. 9, square showing puncture formed for oviposition with egg deposited outside; figs. 10, 11, 12, series of views showing transformation from larva to adult which takes place in the square on the ground; fig. 13, boll nearly full grown containing two large larvæ—figs. 9 to 13 reduced to two-thirds natural diameter (original).

Among 34 eggs kept for from 9 to 15 days at a temperature of from 42 to 45° F. none hatched when later removed to a higher temperature.

It may be noted here that drying of the square will also retard embryonic development, but this condition does not occur in the field.

TABLE IV.—*Range in duration of egg stage.*

Number of eggs.	Duration of egg stage.	Number of eggs.	Duration of egg stage.
	<i>Days.</i>		<i>Days.</i>
2	2	4	5 to 6
132	2 to 3	3	8 to 9
192	3	5	10 to 11
	}	15	10 to 12
42			2 to 4
	}	3	13 to 14
96			3 to 4
40	4		
	}		5
13			4 to 5

The duration of the egg stage in bolls does not appear to differ greatly from that in squares.

HATCHING.

While still within the egg the larva can be seen to work its mandibles vigorously, and although a larva has never been seen in the act of making the rupture which allows it to escape from the egg, it is believed that the rupture is first started by the mandibles. The larvæ do not seem to eat the membranes from which they have escaped, but owing to the extreme delicacy of the skin it is almost impossible to find any trace of it after the larva has left it and begun feeding on the square, the membranes having been found in only a few cases.

HATCHING OF EGGS LAID OUTSIDE.

It occasionally happens that a female is unable to force an egg into the puncture prepared to receive it and the egg is left on the outside of the square or boll (Pl. III, fig. 9). Eggs so placed usually shrivel and dry up within a short time. To test the possibility of a larva making its way into a square from the outside, a number were protected from drying. Of the 19 eggs tested, 6 hatched in from 2 to 3 days. In no case, however, was the young larva able to make its way into the square and it soon perished. The hatching of eggs laid outside is of no importance, since the larvæ must perish without doing any damage.

EATING OF EGGS DEPOSITED OUTSIDE.

The number of eggs left outside increases as the female becomes weakened, and is especially noticeable shortly before her death. Repeated observations have shown that unfertilized females normally

deposit their eggs on the outside, and only occasionally is an infertile egg deposited normally, though the attempt is regularly made to do so. The number of such eggs which may be found is greatly diminished by the following peculiar habit, which was observed many times. Occasionally it appeared that the puncture which the female had made for the reception of an egg was too narrow to receive it, and after a prolonged attempt to force it down, the female would withdraw her ovipositor, leaving the egg at the surface. She would then turn immediately and devour the egg. After that, seeming conscious of her failure and aware of the cause of it, she would proceed to find and enlarge somewhat the cavity previously made. When this was completed she would attempt to place another egg therein. The second attempt was usually successful, but in one or two cases a female was seen to fail several times, and in more than half of these cases she ate the eggs, as has been described.

PERCENTAGE OF EGGS THAT HATCH.

Definite records were not kept upon this point, but in the many hundreds of eggs followed during these observations very few failed to hatch, though some were much slower in embryonic development than were others laid at the same time and by the same female. It is the writer's general impression that less than 1 per cent of the eggs are infertile or fail to hatch.

THE LARVA.

DESCRIPTION.

The young larva, upon hatching from the egg, is a delicate, white, legless grub of about 1 mm. ($\frac{1}{8}$ inch) in length. Except for the brown head and dark brown mandibles, the young larva is at first as inconspicuous as the egg from which it came. As it feeds and grows it continues to enlarge a place for itself in the square or boll until the food supply has become exhausted or the vegetable tissues are so changed as to be unsuitable for food. By this time, as a rule, the interior of the square has been almost entirely consumed and the larval castings are spread thickly over the walls of the cavity (Pl. III, fig. 10). This layer becomes firmly compacted by the frequent turning of the larva as it nears the end of this stage. In the cell thus formed occur the marked changes from the legless grub to the fully formed and perfect beetle (Pl. I, figs. 4, 5, and 6).

Throughout this stage the body of the larva preserves a ventrally-curved, crescentic form (Pl. I, fig. 4). The color is white, modified somewhat by the dark color of the body contents, which show through the thinner, almost transparent, portions of the body wall. The dorsum is strongly wrinkled or corrugated, while the venter is quite

smooth. The ridges on the dorsum appear to be formed largely of fat tissue. After becoming full-grown the larva ceases to feed, the alimentary canal becomes emptied, and both the color and form of the larva are slightly changed. The dark color disappears from the interior and is replaced by a creamy tint from the transforming tissues within. The ventral area becomes flattened, and the general curve of the body is less marked. Swellings may be seen on the sides of the thoracic region, and when these are very noticeable, pupation will soon take place.

GROWTH.

It is impossible to follow the growth of an individual larva without interfering so greatly with its normal conditions of life as to make the observations unreliable. It seemed more accurate to measure larvæ of approximately known ages. In these measurements the natural curve of the body was not interfered with, but the measurement taken across the tips of the body as curved. In this way it was found that in squares during the hot weather the length of the body increases quite regularly by about 1 mm. a day. As it becomes cooler the daily growth is less. In bolls which grow to maturity the rate of growth is less and the length of the growing period is much greater. Full-grown larvæ vary in length from 5 to 10 mm. across the tips of the curve. Larvæ of normal size in squares average from 6 to 7 mm. The largest larvæ are developed in bolls which grow to maturity (Pl. III, fig. 13).

MOLTS.

To accommodate the rapid growth of the larva two or three molts occur. The period of change from one instar or stage to the next is so short that the chances of opening a square at just the right time to observe the process are very small indeed. However, it has been ascertained beyond question that two molts occur before the larva reaches half its growth. The first occurs at about the second day and the second at about the fourth day. Whether a third molt occurs before pupation can not be positively stated; but having occasionally found larvæ which had certainly just molted, but which were much larger than the usual size at the second molt, the writer is led to suspect that three larval molts may sometimes, though possibly they do not always, occur. In bolls where the length of the larval stage is often three or four times as great as that usually passed in squares it seems almost certain that more than two larval molts occur regularly. Counting only the first two molts which have been often found, a third occurs at the time the larva pupates.

PROCESS OF MOLTING.

So little is known in regard to the molting of Curculionidæ that the process as observed is here recorded. In the cases observed, starting

at the neck, the skin split along the back, and was then pushed downward and backward along the venter of the larva. The cast head shield remained attached to the rest of the skin.

Immediately after casting the skin the head, as well as the rest of the body of the larva, was of a pearly-white color. The tips of the mandibles first became brown, and within a short time a yellowish brown color marked the entire integument of the head.

DURATION OF LARVAL STAGE.

Most of the observations upon the larval stage were made between September 1 and December 15, 1902. The temperature prevailing during the first half of September was as high as is ordinarily experienced at Victoria during midsummer, and therefore the extremes of the average season may be considered as having been covered.

The time of egg deposition was easily determined by exposing unfested squares in breeding cages containing active females. The time of hatching of the larva could only be found by opening the square, and it was so ascertained. The newly hatched larva was then placed in a small cavity made by lifting the covering on the side of a freshly picked square and removing one or two of the immature anthers. The coverings were then replaced as carefully as possible. Another disturbance was necessary to determine exactly the date of pupation. Observations made in this way were checked by others using larvæ which were allowed to go from egg deposition to pupation under natural conditions and without disturbance until the end of the larval stage was approximately reached. Since the sum of the times found for the various stages agrees approximately with the known duration of the immature period in cases where no disturbance of normal conditions occurred, we may conclude that the periods found for the larval stage were approximately correct.

Altogether 266 observations were recorded upon the duration of this stage. The majority of the observations may be included in three groups, and when thus grouped they may be best considered in relation to the effective temperature. Table V presents a brief summary of these groups:

TABLE V.—*General results as to duration of larval stage in squares.*

Period of examination.	Mean average temperature.	Average effective temperature.	Number of observations.	Average range of stage.
1902.				
September 6 to October 5	°F. 78.7	°F. 35.7	195	Days. 6 to 9
September 26 to October 21	73.6	30.6	15	7 to 12
November 11 to December 12	62.5	19.5	15	20 to 20
1904.				
Ice-box experiments	69.0	26.0	88	11 to 14

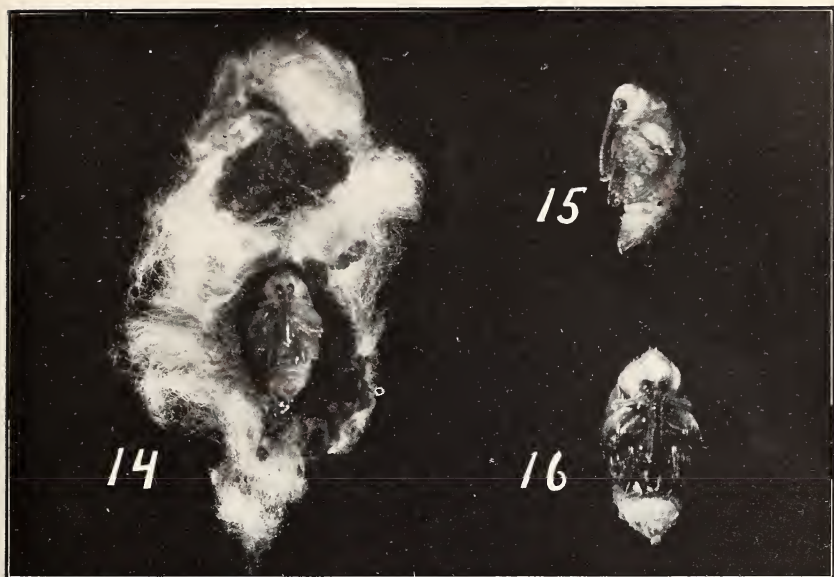


Fig. 14, Pupal cell broken open, exposing pupa within, enlarged to three diameters; figs. 15, 16, side and ventral views of pupa, enlarged to four diameters (original).



Fig. 17, Four pupal cells from bolls (on left) compared with four cotton seeds (on right)—natural size (original).

During the heat of summer the larval stage requires approximately one week. This time appears to hold so long as the mean average temperature remains above 75° F. As the temperature falls below that point there is a gradual increase in the duration of this stage. The average total effective temperature required during hot weather by the larval stage is not far from 280° F. As development becomes retarded by colder weather the average total effective temperature required to complete it is much greater.

These facts may be expressed in general by stating that during the hottest summer weather the duration of this stage is somewhat less than one week. Development becomes slower as the temperature falls, but does not cease altogether so long as cotton can live. Even moderate frosts do not destroy larvæ in the squares and bolls, and these may finish development during warmer weather after the frost has taken place. Hard frosts appear to kill both larvæ and pupæ in squares and bolls.

The duration of the larval stage in bolls is as a rule much greater. If the boll falls when small the increase is slight, but if an infested boll grows on to maturity the larval stage more than any other is much extended. Special observations upon the larval stage in bolls have not been made, but reckoning from the known duration of the whole developmental period in maturing bolls we may conclude that the larval stage may frequently extend over six or seven weeks.

PUPAL CELLS IN BOLLS.

As the boll approaches maturity, the full-grown larva ceases to feed upon the drying and hardening tissues of seed and fiber. Its excrement, more or less mixed with lint, becomes firmly compacted, and in the drying which occurs the mass forms a cell of considerable firmness, within which pupation and the subsequent transformation to the adult take place (Pl. IV, fig. 14). These pupal cells frequently include a portion of the hull of a seed, but the writer has never found a large larva or a pupa entirely inclosed within a single cotton seed. The cells described are shorter and thicker than seeds, but in general appearance there is considerable resemblance between them (Pl. IV, fig. 17). Doubtless these cells have misled some into the statement that they have found weevils in cotton seeds.

PUPATION.

The formation of the adult appendages has gone a good way before the last larval skin is cast. The wing pads appear to be nearly half their ultimate size. The formation of the legs is also distinctly marked, and the old head shield appears to be pushed down upon the ventral side of the thorax by the gradual elongation of the developing proboscis. Finally the tension becomes so great that the tightly

stretched skin is ruptured over the vertex of the head, and it is then gradually cast off, revealing the delicate white pupa. The cast skin frequently remains for some time attached to the tip of the abdomen.

THE PUPA.

When this stage is first entered the insect is a very delicate object both in appearance and in reality. Its color is either pearly or cream white. The sheaths for the adult appendages are fully formed at the beginning of the stage and no subsequent changes are apparent except in color (Pl. IV, figs. 15 and 16). The eyes first become black, then the proboscis, elytra, and femora become brownish and darker than the other parts.

The final molt requires about thirty minutes. The skin splits open over the front of the head and slips down along the proboscis and back over the prothorax. The skin clings to the antennæ and the tip of the proboscis till after the dorsum has been uncovered and the legs kicked free. Then by violently pulling upon the skin with the fore legs first the tip of the snout and then the antennæ are freed, and finally the shrunken and crumpled old skin is kicked off the tip of the abdomen by the hind legs.

DURATION OF PUPAL STAGE.

The duration of this stage is more easily determined than that of any other. It seemed to make little difference in the time whether the pupæ were allowed to remain in the squares or were removed therefrom. Considerable variation in the duration of this stage exists among individuals of the same generation and even between offspring of the same female and from eggs laid on the same day. The period of investigation ranged from July to December, so that the extremes of the season are included. Altogether 530 observations were made upon this point. Nearly all of these are included in Table VI, which shows a summary of the results.

TABLE VI.—*Tabular arrangement of observations upon the duration of pupal stage in squares.*

Period of examination.	Number of observations.	Range in duration of pupal stage.	Average duration of stage.	Average effective temperature.	Total effective temperature.
1902.					
July 6 to 31.....	161	2 to 5	3.5	39.65	138.8
September 15 to October 3.....	81	3 to 7	5.2	36.05	187.5
September 24 to October 28.....	167	4 to 8	6.0	31.1	183.1
November 2 to 13.....	29	5 to 6	5.6	26.2	146.7
December 2 to 29.....	4	10 to 16	14.5	18.55	269.0
1904.					
Experiments in ice box.....	88	7.5	26.0	195.0
Total.....	530	2 to 16

It should be noted in connection with Table VI that the observations in November, 1902, were made during a period of rather warm weather and that the temperature records for that time are incomplete. It is likely that the average effective temperature given for that period might be different were the records complete.

The average duration of this period during hot weather is from three to four days, and as the cool fall weather approaches the period increases to a maximum of about fifteen days.

A comparison of Tables III, IV, and V shows that the decrease in temperature affects each stage in very nearly the same proportion. In each case the maximum recorded duration of any stage is about four times its minimum, and the great retardation in each case occurs somewhere between 60° and 70° F. of mean average temperature, or 17° to 27° F. of effective temperature. Even greater retardation occurs during the winter season without killing the weevil after the larva has become half grown.

The duration of the pupal stage in large bolls has not been determined. It appears to be longer than in squares, but it certainly can not occupy the same proportional part of the entire developmental period that it does in squares.

THE ADULT.

BEFORE EMERGENCE.

Immediately after its transformation from the pupa the adult is very light in color and comparatively soft and helpless. The proboscis is darkest in color, being of a yellowish brown; the pronotum, tibiae, and tips of the elytra come next in depth of coloring. The elytra are pale yellowish, as are also the femora. The mouth parts, claws, and the teeth upon the inner side of the fore femora are nearly black. The body is soft, and the young adult is unable to travel (Pl. III, fig. 12), consequently this period is passed where pupation occurs. Usually two or more days are required to attain the normal coloring and the necessary degree of hardness to enable the adult to make its escape from the square or cell.

EMERGENCE.

The normal method of escape from squares and small bolls is by cutting with its mandibles a hole just the size of the weevil's body (Pl. V, fig. 20). In large bolls the escape of the weevil is greatly facilitated by the natural opening of the boll (Pl. V, fig. 19). Often the pupal cell is broken open by the spreading of the carpels, and when this is the case the pupa, if it has not already transformed, becomes exposed to the attack of enemies or, what is probably a more serious menace, the danger of drying so as to seriously interfere with

a successful transformation. If the cell remains unbroken the weevil always escapes by the path of least resistance, cutting its way through as in the case of a square (Pl. V, fig. 21). The material removed does not appear to be eaten, but is rather cast aside and left within the cell as a mass of fine débris.

CHANGES AFTER EMERGENCE.

At the time of emergence the weevils are comparatively soft, and they do not attain their final degree of hardness for some time after they have begun to feed. If they never feed they never harden. The color of the chitin is of an orange tinge at the time the weevils leave the squares or bolls, but after exposure for some time it turns to a dark chocolate brown. The development of the hair-like scales is probably entirely checked by the drying of the chitin, but the darkening of the ground color makes the scales more apparent, and thus gives the impression of further development after emergence has taken place.

DESCRIPTION OF ADULT.^a

The general outlines of the body of the weevil are shown in Plate I, figures 1, 2, and 6. The color varies from a reddish-brown, in weevils which have just become adult and left the squares, to a dark gray-brown, in weevils which have been exposed to the air for some time. Weevils which have developed in bolls are usually more yel-

^aThe following technical description of this species is taken from the Revision of Genera and Species of Anthonomini Inhabiting North America, by Dietz, in Transactions of American Entomological Society, Vol. XVIII, p. 205.

Anthonomus grandis Boh.—Stout, subovate, rufo-piceous and clothed with coarse, pale-yellowish pubescence. Beak long, slender, shining, and sparsely pubescent at the base; striate from base to the middle, striæ rather coarsely punctured; apical half finely and remotely punctured. Antennæ slender, second joint of funicle longer than the third; joints 3-7 equal in length, but becoming gradually wider. Head conical, pubescent, coarsely but remotely punctured, front foveate. Eyes moderately convex, posterior margin not free. Prothorax one-half wider than long; base feebly bisinuate, posterior angles rectangular; sides almost straight from base to middle, strongly rounded in front; apex constricted and transversely impressed behind the anterior margin; surface moderately convex, densely and subconfluently punctured; punctures irregular in size, coarser about the sides; pubescence more dense along the median line and on the sides. Elytra oblong, scarcely wider at the base than the prothorax; sides subparallel for two-thirds their length, thence gradually narrowed to and separately rounded at the apex, leaving the pygidium moderately exposed; striæ deep, punctures large and approximate; interstices convex, rugulose, pubescence somewhat condensed in spots. Legs rather stout, femora clavate, anterior strongly bidentate, inner tooth long and strong, outer one acutely triangular and connected with the former at the base; middle and posterior thighs unidentate. Tibiæ moderately stout, anterior bisinuate internally, posterior straight; tarsi moderate, claws broad, blackish, and rather widely separate; tooth almost as long as claw. Long. 5-5.5 mm.; 0.20-0.22 inch.



WEEVILS ESCAPING FROM SQUARE AND BOLL.

Fig. 18, Weevil in act of emerging from square; fig. 19, weevil in act of emerging from boll, tagged record attached; fig. 20, square showing emergence hole of weevil; fig. 21, unopened boll showing emergence hole of weevil; fig. 22, convenient cage used in breeding weevils in the laboratory; fig. 23, weevils feeding extensively on medium-sized boll—all except fig. 22 reduced to two-thirds natural diameter; fig. 22 reduced to one-third diameter (original).

lowish in color than those from squares. The length, including the snout extended, ranges from one-eighth to three-eighths of an inch, with the breadth of the body equal to about one-third of its length. The snout is about one-half as long as the remainder of the body. Its diameter is equal to about one-eighth of its length. It is but slightly curved (see Pl. I, fig. 2) and is of a shiny dark-brown color. The antennæ, or "feelers," are attached to the snout slightly nearer to its tip than to the base. The head is small and conical in shape and partly covered by the following segment. This segment, the prothorax, is about two-thirds as long as it is wide. The scales upon it are most numerous along the middle of the back and upon the sides. The sides through the middle half of the body are approximately parallel. The back is coarsely punctate, and the entire body is more or less thickly covered with hair-like yellow scales. These scales may become rubbed off, leaving the dark-brown color of the body more apparent. The legs are rather stout, the femur being club shaped, and bearing on the inner side at the thickest part a stout tooth. The fore pair alone have two of these teeth. (See Pl. X, figs. 40 and 41.)

The size, shape of the body, color, and two teeth upon the forelegs are sufficient characters by which to separate, as a general rule, this species from the others commonly mistaken for it. (See p. 64, Pls. X, XI, and XII, figs. 40 to 57.)

SIZE OF WEEVILS.

Size of boll weevils is an especially variable quantity, and, as usual, varies almost directly in proportion to the abundance of the larval food supply and the length of the period of larval development. The extremes are so great that the smallest and largest weevils would be thought by one not thoroughly familiar with them to be of entirely different species. So far as dimensions may convey an idea of the size, we may say that the weevils range from 3 to 8 mm. ($\frac{1}{8}$ to $\frac{1}{3}$ inch) in length, including the proboscis extended, and from 1 to 3 mm. ($\frac{1}{25}$ to $\frac{1}{8}$ inch) in breadth at the middle of the body. (See Pl. I, fig. 1.)

RELATION OF SIZE TO FOOD SUPPLY.

The smallest weevils are developed from squares which were very small, and which, for some reason, either of plant condition or of additional weevil injury, fell very soon after the egg was deposited. The supply of food was not only small, but also, owing to the immaturity of the pollen sacs, its quality was poor. Normally squares continue to grow for a week or more after eggs are deposited in them, and such squares produce the weevils of average size and color.

The largest weevils are produced in bolls which grow to maturity. In them the food supply is most abundant, and the period of larval

development is several times as long as it is in squares. Possibly these differences in size may be better shown by a summary of observations which were made upon the weight of adults.

WEIGHT OF ADULTS.

The weevils used in these experiments were bred to insure their coming from the proper source. After emergence they were fed for some time to bring them up to their normal weight.

TABLE VII.—*Summary of weight of weevils.*

Source of weevils.	Number.	Average weight.
		<i>Grain.</i>
Bred from picked small squares	25	0.105
Bred from average fallen squares	68	.231
Bred from large bolls	69	.268
Total	162	36.825
Average weight per weevil, all sources227

It should be noted that these figures do not nearly represent the weight of the extremes in size, but they do indicate the difference in the average weevil of each class.

COLOR.

Color is very often a variable character in insects, and the boll weevil presents considerable range in this respect. Whatever influences the size of the larva affects directly the size of the adult, and it is noticeable that weevils of the same size are also, as a rule, closely alike in color. In general, the smaller the size of the weevil the darker brown is its color; the largest weevils are light yellowish brown. Between these two extremes are the majority of average-sized weevils, which are either of a gray-brown or dark yellow-brown color. Weevils developing in large bolls, having an abundant food supply and a developmental period averaging more than twice that of weevils in squares, are larger in size and more yellowish in color than are those from squares.

The principal reason for the variation in color lies in the degree of development of the minute hair-like scales, which are much more prominently developed in the large than in the small specimens, although the color of old specimens is often changed by the rubbing off of the scales. The scales are yellow in color, while the ground color of the chitin bearing them is a dark brown or reddish brown. When the scales are but slightly developed, as seems to be the case with small weevils produced from underfed larvæ, the dark-brown ground color is predominant, while in the case of large weevils produced from larvæ having abundant food and a long period of devel-

opment the scales are largely produced and give the strong yellow tone to the color which is characteristic of them.

The development of the scales appears to take place mostly after the adult weevil has become quite dark in color but before it becomes fully hardened. They seem, therefore, to be a sort of nonessential aftergrowth which depends upon the surplus food supply remaining after the development of the essential parts of the weevil structure.

SIZE AND COLOR NOT INDICATIVE OF SEX.

Eminent coleopterists have studied the boll weevil most carefully with the purpose of discovering some external character by which the sexes could be distinguished, but all have failed to find any reliable points of distinction. The writer therefore does not hesitate to own that he also has failed to find any reliable character for the distinction of the sexes. Many persons have the idea that the small dark weevils are males and the larger and lighter-colored brownish-yellow weevils are females. This idea is a mistaken one. In general it is probably true that the males are slightly smaller than the females, but judging from determinations of the sex of many hundreds of weevils, it may be stated positively that size and color are characters which are related to food supply and length of the period of development and are not indications of sex. The sexes seem to be about equally represented among the smallest as well as the largest weevils.

SECONDARY SEXUAL CHARACTERS.

Characters commonly used to separate the sexes in the family Curculionidæ are not always distinctive in this species. As a rule the antennæ are inserted nearer the tip of the snout in the male than in the female. This character is variable among boll weevils; and though a large number of accurate measurements might show that a slight difference generally exists, it is too inconspicuous a character to be of general use. With most species the top of the rostrum of the male is rougher than is that of the female. However it may be with other species, there is but little if any difference in this respect between the young adults of the boll weevil. As the individuals become older the greater activity of the females serves to wear the roughness from the top of the rostrum, and thus gradually, as a result of different habits, this character becomes more distinctive. In less than half of the boll weevils, however, is this character sufficiently noticeable to separate the sexes. The terminal segment of the abdomen shows no external difference in either sex, although in many weevils important characters are there found.

PROPORTIONS OF THE SEXES.

No reliable secondary sexual characters having as yet been discovered, the certain determination of sex therefore rests solely upon the

primary characters, thus requiring a certain amount of dissection in each case. Such determinations have been made upon large numbers of weevils taken in the field and upon many bred in the laboratory at various seasons of the year. The results are briefly summarized in Table VIII:

TABLE VIII.—*Proportions of the sexes.*

	Number of males.	Number of females.
Season of 1902, both bred and from field.....	240	260
Hibernated weevils, 1902-3.....	269	174
First generation, 1903.....	43	32
Bred weevils, 1903.....	45	33
Field weevils, midsummer, 1903.....	52	59
Weevils taken in hibernation, January to March, 1904.....	201	159
Weevils collected before hibernation, 1903, and after emergence from hibernation, 1904.....	599	338
Total.....	1,449	1,055

From these 2,504 determinations it appears that males are somewhat more numerous than females, the percentage being nearly 58 of males to 42 of females. It is noticeable, however, that the only season at which a preponderance of males occurs is during late fall. If we exclude the figures for hibernated weevils for a moment, we find that the totals for the balance of the season are remarkably close for the two sexes, being 380 males and 384 females. It seems safe to say, therefore, that the sexes are practically equal in numbers except that more males than females seem to be found among hibernating weevils. It has been shown by breeding experiments conducted at low temperatures that the retardation of development, such as is due to approaching cold weather, favors the development of males. Not only was there a larger number of males than of females taken in December, 1902, but there were also more males than females taken in the field in the spring of 1903 among the hibernated weevils which lived through the winter. According to the determinations made, 64 per cent of the 259 weevils dying during the winter were males and 56 per cent of the weevils living through the winter were also males. Considering only weevils taken during or near hibernation time, it seems that during that period over 61 per cent are males and 39 per cent are females. Since it appears that females require fertilization in the spring before they begin to deposit eggs, the preponderance of males at that time acts as a provision to insure the propagation of the species.

DURATION OF LIFE UPON SQUARES.

The observations made along this line may be divided into eight groups, each dealing with some special food condition or class of weevils. For the confinement of weevils in the laboratory the most satisfactory apparatus tried, both for convenience in handling and for

the maintenance of favorable conditions for the weevil, was made up as follows: A 4 or 5-inch shallow earthen saucer, such as is used with flowerpots, was filled with soil, which was kept fairly moist. Over this was placed a fresh cotton leaf, which conserved the moisture from the soil, but never became wet, and kept both weevils and squares clean, besides facilitating the handling necessary to frequent renewals of the food supply and the consequent transference of the weevils. The rest of the cage was formed by an ordinary lantern globe covered at the top by cheese cloth held firmly in place by a rubber band. With this apparatus weevils could be readily observed without disturbing them, and food supplied was kept in good condition and could be easily renewed, while there were no cracks to hide in or to allow weevils to escape (Pl. V, fig. 22). The moisture of the soil and fresh leaf covers were renewed as needed. Clean squares were supplied each day, and the actual number of egg and feeding punctures recorded upon numbered slips kept with each cage. The sex of each weevil was also determined and noted upon its death, thus giving an accurate record of the number and sex of weevils responsible for the punctures recorded. Most of the weevils used were bred, so that the exact period of their lives is known. Duration of life refers only to adult life from the time of emergence from the square or boll to the death of the weevil. Many weevils brought in from the field were under observation in the laboratory for periods sufficiently long to justify the inclusion of the results obtained from them with those of weevils which were bred. Obviously the time these were under observation does not represent their true length of life; therefore the inclusion of both results renders the averages obtained the more conservative.

TABLE IX.—*Duration of life of weevils upon squares.*

	Males.		Females.	
	Number.	Average days.	Number.	Average days.
Weevils placed in hibernation Dec. 15, 1902; living Apr. 15, 1903.....	23	180	14	171
Hibernated weevils taken spring, 1903; estimated adult Dec. 15, 1902.....	66	223	53	220
Hibernated weevils, from time of feeding in 1903.....	{ 23	57	16	37
First generation, bred.....	67	88	52	80
Third generation, bred.....	30	58	25	56
Fifth generation, bred.....	18	43	10	54
.....	9	76	9	54
Totals and weighted averages, including hibernation period.....	146	151	111	148
Totals and weighted averages, not including hibernation period.....	147	71	112	64
Entire duration of life, hibernated weevils only.....	89	212	67	210

Whether we include the time of hibernation or not, it appears from the averages of 156 hibernated weevils that those which winter successfully are longer lived than any following generation, as their active life in spring averaged fully 80 days for males and 70 for females.

Probably the greater activity of the first generation may account for their somewhat shorter life. The average active life period for all generations is probably not far from 71 days for males and 64 days for females.

DURATION OF LIFE ON BOLLS ALONE.

As weevils appear to feed freely on bolls in the field after the period of maximum infestation has been reached (Pl. V, fig. 23), these tests were made to determine whether they might be able to live normally with no other food.

A number of weevils were placed upon bolls as soon as they became adult. Others which had first been fed upon squares were given bolls after they had become hard and had shown themselves to be in a normally healthy condition. Of the total 37 weevils thus tested, 16 were males and 21 were females. The males showed an average duration of life of 19.7 days, while the females survived for only 15.2 days. This is a much shorter period than the normal period of life upon squares for either sex. There are also indications that the production of eggs does not continue normally when bolls alone are accessible for food.

DURATION OF LIFE ON COTTON LEAVES ALONE.

To determine whether they could live upon the foliage of cotton alone 69 newly transformed weevils were at the 1st of October, 1902, placed upon fresh leaves, which were renewed at frequent intervals. During the first three weeks 52 of these weevils (21 male and 31 female) died, leaving 17 alive and well; 11 of these were then returned to squares and 6 continued upon the leaves. Of these 6, 3 lived to be 81 days old and were then intentionally killed for dissection. The average duration of life of those kept entirely upon leaves was over 30 days.

In another test 310 weevils were placed upon leaves alone during October, 1904. Seventy-four per cent of these died in less than 10 days, while 7.4 per cent lived for an average of over 38.3 days, when they were placed in hibernation. In a check experiment on 42 weevils, 43 per cent died in less than 5 days, and 24 per cent lived for an average of 36 days. As in the preceding experiment, a large proportion died within a few days. Among those surviving the first critical period, 31 per cent of those on foliage lived to an average age of 38.3 days, and 42 per cent of those on squares lived to an average age of 35.9 days. It appears, therefore, that leaves alone are very efficient in sustaining life late in the fall, as well as early in the spring (see p. 54). These results show clearly the ability of many of the weevils to live upon foliage alone in the fields in which fall grazing is practiced until it becomes sufficiently cold for them to go into winter quarters (see Pl. VI, fig. 24).

DURATION OF LIFE WITH SWEETENED WATER AND WITH MOLASSES.

So much has been said about the attraction of molasses for the weevils that tests were made with a cheap grade of molasses diluted with from 20 to 25 parts of water to see whether this solution really served them as food. The weevils used were just adult and had taken no other food. They fed quite readily upon the solution, remaining quietly with their snouts in the water for from a few minutes to an hour and a half at a time. The solution did not seem to draw them from any distance, but as soon as a weevil came to it, it would stop to drink. Feeding or drinking took place daily or oftener until the death of the weevils. The average duration of life for the 12 weevils used was a little less than 6 days.

As weevils without food but with water lived an average of $5\frac{1}{2}$ days, the conclusion is that a solution of molasses 1 to water 25 parts does not serve the weevil as food, since it does not noticeably prolong life.

Six weevils just emerged kept upon undiluted molasses showed a greater period of life, these dying at an average age of $11\frac{1}{2}$ days.

DURATION OF LIFE WITHOUT FOOD, BUT WITH WATER.

These observations were made during August as a check upon those without water. The 8 weevils used were just adult and had never fed. Each weevil drank for one or two minutes at least once each day so long as it lived. All died at nearly the same time, having lived for an average of about $5\frac{1}{2}$ days. As those without water lived an average of 5 days, it appears that access to water in the absence of food does not materially prolong the life of the starving weevils.

DURATION OF LIFE WITHOUT FOOD OR WATER.

Three series of observations were made along this line. In the first series the weevils used were taken immediately after emergence and never allowed to feed. Fifty weevils were tested in this way during July and August and showed an average period of life of 5 days from the date of emergence. A few lived as long as 8 or 9 days. These never acquired as dark a color nor as great a degree of hardness as is normal.

In the second series the 15 weevils used were 7 weeks old and full fed at the time of beginning the test. These showed an average duration of life of slightly over 6 days, the range being from 5 to 9 days. These weevils were tested during the latter half of November, and the lateness of the season, together with the full-fed condition of the weevils, seemed to promise a considerably longer period than 6 days.

In the third series the 18 weevils used were 1 month old and full-fed at the beginning of the test in the middle of November. The conditions in this series were as in the series preceding, with the exception

that an abundance of two species of grass taken from cotton fields was included. These weevils showed an average duration of life of nearly $7\frac{1}{2}$ days, ranging from 3 to 10 days. The weevils made no effort to feed upon the grass, so the slightly longer life period must be due to other causes.

CANNIBALISM.

It is hardly proper to speak of cannibalism as a food habit of the boll weevil, but the facts observed may well be recorded here. Under the impulse of extreme hunger weevils have several times showed a slight cannibalistic tendency.

Seven beetles were confined in a pill box without food. On the third day 6 only were alive. Of the seventh only the hardest chitinized parts (head, proboscis, pronotum, legs, and elytra) remained, the softer parts having been eaten by the survivors.

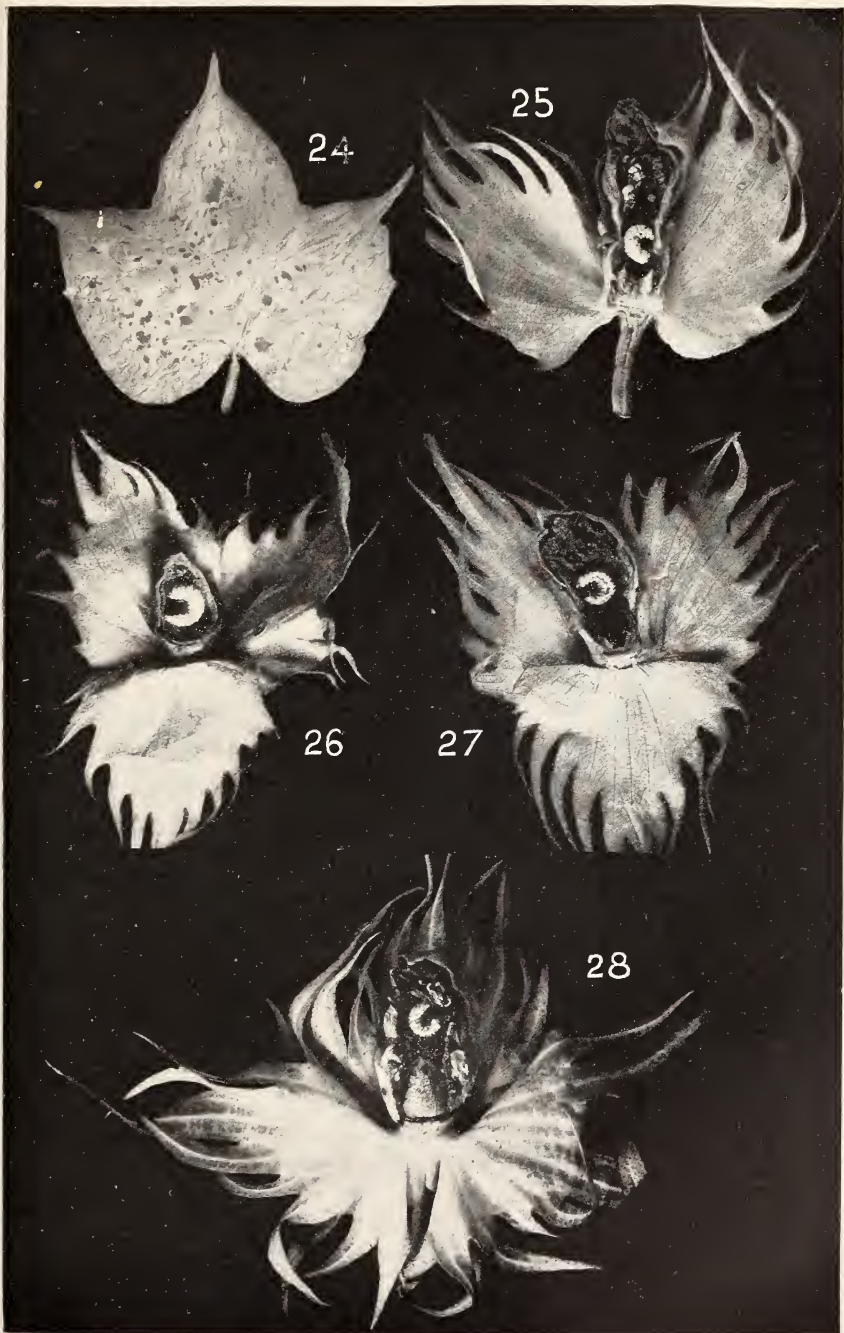
In another box containing 12 adults the leaf supplied for food was insufficient, and on the fourth day 8 were dead, 4 were partly eaten, and others had lost one or more legs each.

In another case a few young adults and a number of squares containing pupæ were placed in a box together with a few fresh squares to serve as food for the adults. When the box was opened after a number of days, one "reddish-brown" adult was found having its elytra eaten through and most of its abdomen devoured. In spite of this mutilation the victim was still alive and kicking slowly. The squares were still fresh and fit for food, so that this is really the clearest case of cannibalism observed.

Frequently more than one larva hatches in a square, and when this is the case a struggle between them is almost certain to take place before they become full grown. Many cases have been observed in which squares contained one living and one or more smaller dead larvæ, while in a few cases the actual death struggle was observed.

FOOD HABITS.

Among the habits of any insect of economic importance, the first for careful study are those relating to its food, and the second, those connected with its propagation. The study of the life history of the boll weevil has revealed no especially vulnerable point, but rather the important fact that in all its stages it is better protected against the attacks of enemies and the ordinarily effective remedies recommended by the economic entomologist than any other insect which has ever threatened the production of any of the great staple crops of this country. Naturally, then, we must needs turn to a study of the habits of the pest to point the way to means by which either it may be itself destroyed or its great destructiveness prevented.



VARIOUS RESULTS OF LARVAL WORK.

Fig. 24, Leaf fed on extensively by weevils in confinement; fig. 25, full-grown larva in square ready to bloom; fig. 26, full-grown larva in square of usual size; fig. 27, larva full grown, ovary in square entirely destroyed; fig. 28, larva full grown, ovary untouched—all reduced to two-thirds natural diameter (original).



VARIOUS EFFECTS OF WEEVIL ATTACK.

Fig. 29, Boll showing two locks destroyed by one larva; fig. 30, weevil in act of forming an egg puncture; fig. 31, square riddled by feeding punctures; fig. 32, bloom distorted by many feeding punctures made when about to open, fig. 33, comparison of flared square with normal square—all reduced to two-thirds natural diameter (original).

LARVAL.

It is plainly the intention of the mother weevil to deposit her egg so that the larva upon hatching will find itself surrounded by an abundance of favorable food. In the great majority of cases this food consists principally of immature pollen. This is the first food of the larva, which develops in a square, and it must be both delicate and nutritious. Often a larva will eat its way entirely around the inside of a square in its pursuit of this food. In most cases the larva is about half grown before it feeds to any extent upon the other portions of the square. It may then take the pistil and the central portion of the ovary, scooping out a smoothly rounded cavity for the accommodation of its rapidly increasing bulk (Pl. I, fig. 4; Pl. III, fig. 10; Pl. VI, fig. 25). So rapidly does the larva feed and grow that in rather less than a week it has devoured two or three times the bulk of its own body when fully grown. It sometimes happens that the square is large when the egg is deposited therein, and the bloom begins to open before the injury done by the larva becomes sufficient to arrest its development. In many cases of this kind the larva works its way up into the corolla and falls with it when it is shed, leaving the young boll quite untouched (Pl. VI, fig. 27). Occasionally the flower opens and fertilization is accomplished before any injury is done the pistil, and in rare cases a perfect boll results from a truly infested square. Sometimes the larva, when small, works its way down into the ovary before the bloom falls, and in such cases the small boll falls as would a square.

In large bolls the larvæ feed principally upon the seed and, to some extent, upon the immature fiber. A larva will usually destroy but one lock in a boll, though two are sometimes injured (Pl. VII, fig. 29). When the infestation is severe a number of weevils, occasionally as many as six or even more, may be developed in a single boll, which is completely destroyed by the feeding of the larvæ.

ADULT.

Before escaping from the square the adult empties its alimentary canal of the white material remaining therein after the transformation. The material removed in making an exit from the cell is not used as food, but is cast aside. Weevils are ready to begin feeding very soon after they escape from the squares or bolls in which the previous stages have been passed. For several days thereafter both sexes feed almost continuously, and seem to have no other purpose in life. They will take squares, bolls, or leaves, but they much prefer the squares, and when squares are present in the field it is probable that leaves are seldom touched. As has been shown, however, weevils

can live for a long time upon leaves alone when squares and bolls are wanting. Bolls are only slightly attacked so long as there is an abundance of clean squares.

The method of feeding is alike in both sexes. The mouth parts are very flexibly attached at the tip of the snout (fig. 2) and are capable of a wide range of movement. The head fits smoothly into the prothorax like the ball into a socket joint and is capable of a considerable angle of rotation. The proboscis itself is used as a lever in prying, and helps to enlarge the puncture through the floral envelopes especially. Feeding is accomplished by a combination of movements. The sharply toothed mandibles serve to cut and tear, while the rotation of the head gives the cutting parts an auger-like action. The forelegs especially take a very firm hold upon the square and help to bring a strong pressure to bear upon the proboscis during certain portions of the excavating process. The outer layer of the square, the calyx of the flower, is naturally the toughest portion that the

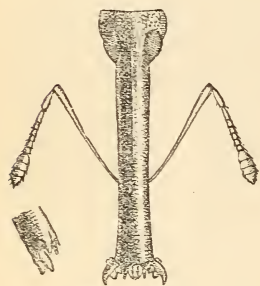


FIG. 2.—Mexican cotton boll weevil: Head showing rostrum with antennæ near middle and mandibles at end—much enlarged (original).

weevil has to penetrate, and only enough is here removed to admit the snout. After that is pierced the puncture proceeds quite rapidly, combinations of chiseling, boring, and prying movements being used. While the material removed from the cavity is used for food, the bulk of the feeding is upon the tender, closely compacted, and highly nutritious anthers or pollen sacs of the square. When these are reached the cavity is enlarged, and as much is eaten as the weevil can reach. The form of the entire puncture becomes finally like that of a miniature flask.

Only after weevils have fed considerably do sexual differences in feeding habits begin to appear: from this time on the females puncture mainly the base and the males the tip of the square.

Feeding punctures are much larger and deeper than are those made especially for the reception of the eggs (Pl. III, fig. 8); more material is removed from the inside of the square or boll and the opening to the cavity is never intentionally closed. Feeding punctures are most frequently made through the thinner portion of the corolla not covered by the calyx. The exposed tissue around the cavity quickly dries and turns brown from the starting of decay. As a number of these large cavities are often formed in one square (Pl. VII, fig. 31), the injury becomes so great as to cause the square to flare immediately, often before the weevil has ceased to feed upon it. Squares so severely injured fall in a very short time. The injury caused by a single feeding puncture is often overcome by the square which con-

tinues its normal course of development. When feeding punctures are made in squares which are nearly ready to bloom, the injury commonly produces a distorted bloom (Pl. VII, fig. 32) and in very severe cases the boll will drop soon after setting.

After the females begin to oviposit their feeding habits become quite different from those of the males. Up to this time both sexes move but little, making a number of punctures in a single square; but from this point we must consider the feeding habits of the sexes separately.

MALE.

Studies of the feeding habits of males have been made both in the laboratory and out of doors. In the laboratory 65 males were under observation during a total period of 2,492 weevil-days.^a During this period 2,185 squares were supplied them and they made 5,617 feeding punctures in 1,582 of these squares. A little calculation shows that they averaged to make $3\frac{1}{2}$ feeding punctures in each square, at the rate of $2\frac{1}{4}$ punctures a weevil each day. These observations were in most cases made during the latter part of each weevil's life. During the first few days they have often been found to make from 6 to 9 punctures a day. A general average of 3 feeding punctures a day in the laboratory would seem to be near the actual figures during the warm weather.

As each male while under observation attacked only about 2 squares every 3 days, the destructiveness of males seems comparatively slight. As will be seen in the following paragraph, the injury done by males in the field is not greater than that indicated by the laboratory observations.

Five males were followed upon plants under a field cage for a total period of 145 weevil-days. During this period they attacked 68 squares, making therein a total of 177 feeding punctures. This means an average of 2.6 punctures per square and an average of 1.2 punctures per male per day, making the number of squares attacked by each male less than 1 every 2 days. These outdoor observations indicate that the laboratory results, small though they appear, are yet higher than the actual field numbers. Whether in or out of doors, the activity of feeding decreases as the male grows older.

Males choose to puncture more often than do females through the tip portion of the square not covered by the calyx. The yellow or orange-colored excrement is abundant, and owing to the somewhat sedentary habits of the males it accumulates often in quite large masses, so that it is often possible to tell whether a square in the field has been attacked by a male rather than a female weevil.

^aThe term "weevil-day" is used for convenience to designate the product of the two factors: number of weevils multiplied by the number of days.

FEMALE.

After they begin to oviposit females seem generally to feed less upon one square or in one puncture than they do previous to that time. They obtain quite a considerable portion of their food from the excavations which they make for the deposition of their eggs, and as they show a strong inclination to oviposit only in clean or previously uninfested squares, their wandering in search of such squares keeps their punctures scattered so long as plenty of clean squares can be found. When clean squares become scarce, the normal inclination can not be followed out, and the number of punctures made in one square will be greatly increased. Most of the special feeding punctures of females appear to be made either in the early morning or near sundown, the middle and warmest portion of the day being given mainly to egg deposition. The total amount of feeding done is really very large, as is shown by a few figures.

MALES AND FEMALES TOGETHER.

During the season of 1903 a large number of weevils were kept in the laboratory for special study, but as several weevils were confined in each cage, the work of the sexes can not be positively separated. A comparison of the results can best be made by means of a tabular arrangement of the figures.

TABLE X.—Number of punctures per weevil per day.

Characterization of lot.	Number of males.	Number of females.	Total.			Average.		Period of observation.
			Weevil-days.	Feeding punctures.	Egg punctures.	Feeding punctures per weevil-day.	Egg punctures per female-day.	
Hibernated weevils in laboratory.....	55	54	4,938	17,406	5,702	3.5+	2.3+	<i>Days.</i> 45.3+
Hibernated females in field cage		4	93	284	489	3.0+	5.3-	23.3-
Weevils of first generation in laboratory	31	27	3,258	16,487	3,565	5.0+	2.4-	56.2-
Females, first generation, in field cage.....		5	70	263	435	3.8-	6.2+	14.0
Males only, laboratory, summer of 1903.	65		2,492	5,617		2.3-		38.3+
Total.....	151	90	10,851	40,057	10,191			

FEEDING OF HIBERNATED WEEVILS ON EARLY COTTON.

During the period in which hibernated weevils were coming from their winter quarters and seeking their first food, frequent examinations were made in fields where the cotton was most advanced to learn the first-food habits of such weevils. From statements made by previous investigators the writer is led to believe that the season of 1903 at Victoria was abnormal in respect to the small number of hibernated weevils which were to be found upon the young cotton in the field. The most careful search failed to discover more than a very

few weevils, whereas at the same season in some years hibernated weevils have been picked in large numbers from the young cotton growing in the infested territory. At Victoria in 1904 hibernated weevils were many times as numerous as in 1903.

Whether there be few or many hibernated weevils, however, makes no difference in their feeding habits. The stage of the cotton at the date of emergence determines largely the nature of the food habits at that time. Owing to the extremely wet winter and the very late spring of 1903, little cotton could be planted until the latter part of March or the first part of April. In 1904 much cotton planted in March in the southern part of the State did not break ground until the latter part of April owing to the dryness of the soil from lack of spring rains. In such cases as these, therefore, cotton must be small at the time of the emergence of many of the weevils from hibernation, and some time must elapse before the formation of the first squares furnishes the early weevils with the normal food supply. During this interval the weevils get their food from the tender, rapidly growing terminal portions of the young plants, as several observers have noted. The central bud, young leaves, or the tender stems are attacked, and upon these the weevils easily subsist until the squares are developed.

In 1896 Mr. Marlatt noted: "The eating in the field on volunteer cotton is practically confined to the young expanding leaves at the bud and to the tender petioles or stems of this portion of the plant."

TIME HIBERNATED WEEVILS CAN EXIST ON FOLIAGE BEFORE FORMATION OF SQUARES.

The suggestion has been frequently made that by delaying the planting of cotton until late in the spring the weevils emerging from hibernation might all starve to death before the cotton would be in condition to furnish them with a food supply. In regard to this suggestion, several factors must be considered.

(1) The average period of emergence from hibernation in localities where observations have been made may extend from some time in March, frequently as early as the middle of the month, to the very last of May, or possibly the first of June. It is impracticable to delay the planting of the crop until the first of June. In the northern portion of the State this late planting would not allow a sufficiently long season for the development of the crop before early frosts occur in the autumn. In the southern portion of the State the occurrence of a considerable amount of seppa^a or stubble cotton would furnish the

^a "Seppa" is the term used by Mexican residents of south Texas to differentiate the cotton plants springing from the roots of the previous year from those strictly "volunteer," springing from accidentally scattered seeds. "Stubble" and "stumpage" are other terms similarly applied to second-year growth of cotton, and have the same meaning as "seppa."

weevils with a sufficient food supply and defeat the very purpose of delaying planting.

(2) The period from the time the cotton breaks ground until the formation of squares begins varies considerably, but in general may be considered as averaging about six weeks.

(3) A large number of observations have shown that many weevils will, under ordinary conditions, emerge from hibernation after the cotton has broken ground, but before the formation of squares begins. These weevils experience little difficulty in living upon the cotton foliage through a period of at most six weeks. The observations made relate especially to Victoria, but will naturally apply to points farther south. During mild winters the weevils become active through intervals of warm weather, and may be found moving about on the cotton plants as though seeking food, and these weevils would undoubtedly feed at such times if food were available. Under these same conditions, however, a large majority of the hibernating weevils will not emerge until from five to eight weeks after the growing season of cotton begins. During severe winters and in the northern portion of the State, the immature stages appear to be killed in the squares and bolls during the winter, so that only those which hibernate as adults survive. Those adults which are most exposed probably perish also, and naturally those which are best protected against the cold will also be most protected from the heat during the spring, and, therefore, emerge late. Late planting, therefore, delays the crop and really gives the hibernated weevils an advantage.

To make the laboratory tests as severe as possible, weevils were taken from hibernation very early in the spring, the dates ranging between January 23 and April 5, 1904, averaging March 23. Altogether 110 weevils were used. The food supply consisted entirely of the terminal portions of cotton stems, which were replaced by fresh tips at frequent intervals. Under these conditions one-half of the weevils under observation died in a little over six weeks, the average length of life being really forty-five days. A number of individuals continued active for more than three months. These tests showed that even under most unfavorable conditions fully one-third of the hibernated weevils might be expected to live for a period of time longer than that usually occurring between the planting of cotton and the first formation of squares.

CONCENTRATION OF WEEVILS UPON MOST ADVANCED PLANTS.

The earliest plants in the field ultimately attract most of the weevils, and where seppa plants occur they may serve as traps to draw the first attacks. Thus, in the spring of 1895, Mr. E. A. Schwarz found the first emerged hibernated weevils working upon seppa plants which had sprung from 2-year-old roots. These plants, having their root

systems well established, start earlier and grow more vigorously than do those from seed, and are therefore doubly tempting to the hungry weevils that emerge early in the spring. In the spring of 1903 in one field of comparatively early cotton, 2 or 3 acres in extent, the writer found, between April 24 and May 11, 23 weevils working on the buds and tender leaves of seppa plants before a single weevil was found on the young planted cotton having from four to eight leaves. At Victoria early in June, 1902, Mr. A. N. Caudell found, in examining 100 seppa plants, growing in a planted field, that fully one-half of the squares upon these plants were then infested. The planted cotton was just beginning to form squares, and was slightly injured at that time.

It appears, therefore, that seppa plants, where such exist, receive a large part of the first attack of the hibernated weevils. Several reasons may be given in explanation of this condition. These plants, often appearing above the ground before the planted cotton, naturally draw the earliest weevils, and as the movement of the weevils is very slight at this time of the year, these weevils may very certainly be found upon those plants where they find favorable food. In the natural process of selection, the largest and most advanced plants would naturally be expected to draw the attack of a large proportion of the weevils which might emerge, even after the planted cotton had broken ground. It is by no means certain, however, that all hibernated weevils may be found upon these early plants. The comparatively small number of seppa plants makes it an easy matter to examine them with much more care than can be given to the large number of small plants. A number of observations have shown that weevils frequently occur upon the planted cotton even when numbers of vigorous seppa plants may be found within a comparatively short distance.

It has been conclusively shown that the first squares do not exert any such strong power of attraction to the weevils as has been heretofore supposed. Weevils which have fed upon the tender tips of plants seem perfectly satisfied with their food supply, and it is quite evident that their first meal upon squares is more the result of accident than intention. After having begun to feed upon squares, however, it appears that their taste becomes so fixed that they normally seek for squares. It has been found that females do not develop eggs until squares have been fed upon for a period of several days. They have, therefore, no especial impulse to seek squares for the purpose of oviposition, which has hitherto been considered their prime motive in their early spring movement. The concentration of the weevils upon plants having squares takes place very gradually. Opportunities for observations at Victoria during the spring of 1904 were exceptionally favorable, and it was found that many weevils still remain upon plants not having squares for fully six weeks after numerous plants growing

in the immediate vicinity had begun to form squares. These observations were very conclusive, and were sufficient to prove the ineffectiveness of trap rows, even under the most favorable conditions.

ARE WEEVILS ABLE TO LOCATE A FOOD SUPPLY AT ANY CONSIDERABLE DISTANCE?

One would naturally think that insects so highly specialized as to have only one food plant would be provided with some remarkable ability for detecting the location of that plant and for enabling them to reach it from a considerable distance. Experiments were undertaken by Dr. A. W. Morrill to determine whether the boll weevil had any strongly marked sense of the direction of its food supply. Various methods of testing were employed. In experiments 1 to 3 a piece of glass about 20 by 24 inches was allowed to rest upon eight glass tubes placed at the angles and middle of each side and directed toward the center of the glass. The space between the tubes was carefully filled with cotton. In certain tubes a supply of cotton squares was provided. In others, other green vegetation was placed. The weevils were liberated under the middle of the glass and allowed to move freely in any direction, the object being to see if any considerable proportion of them would choose the tubes containing squares. In experiments 4, 5, and 6 a cylinder 2 inches in diameter and 18 inches in length was constructed from wire screening. This allowed free circulation of the air and free movement of the weevils in either direction. A supply of squares was placed outside of one end of the cylinder and various other vegetation at the opposite end. Observations were made to determine the proportions of weevils found nearest the food supply or farthest from it. The various conditions of light and heat were so changed as to determine their influence and equalize the effect upon the movement of the weevils. In the course of these experiments over 250 observations were made upon 100 weevils. A summary of the results shows that 83 weevils were found as near the cotton as they could get, while 90 weevils were as far from it as they could be. One hundred and sixty-one weevils were nearer to the cotton than to the other vegetation, while 193 weevils were nearer to other vegetation than to cotton. In no case did the maximum possible distance from the cotton squares exceed 20 inches, and the minimum varied from 1 inch to immediate access to the squares. All weevils were hungry and many starved during the period of observation. At no time was there a general movement in the direction of the food supply. Considering these results it can not be said that these weevils showed a definite sense of the direction of their food supply, or any attraction to it from a distance, even so short as 1 foot. The reactions to light and heat were both positively marked and much more evident than the reaction to food supply.

It must not be inferred that we believe weevils have no sense by which to locate their food supply, but it is apparent, both from these observations and from observations made in the field, that the movement of the weevils is indefinite, and the probability is that their finding cotton is more the result of accident than of evident intention. Since it has been found that weevils may live for a number of days after emerging from hibernation without food, they have considerable opportunity to move about and stand a considerable chance of finding food if it exists in the immediate locality.

DANGER FROM ALLOWING SEPPA TO GROW.

In this connection attention should be called to the serious danger of allowing seppa to grow. It might appear that in localities where there is sufficient seppa to give a fair stand, there would be the decided advantage from the earliness of this growth in attempting to make a crop from these plants. Such, however, is not the case, as has been conclusively shown by the experience in south Texas during 1904. Winter conditions favorable to the survival of the cotton roots favor also the successful hibernation of many weevils, and large numbers of these attacking the crop in the spring are certainly fatal to the production of even a fair crop. The conditions and practices which result in seppa growth are those most favorable to the weevil. Southern Texas, where seppa is most common, is the very portion of the State which can profit most easily and most certainly by adopting the fall destruction of the stalks, and the subsequent plowing, which will not only prevent seppa growth, but will also insure the destruction of a vast majority of the weevils. By allowing seppa to grow in a field of planted cotton, the weevils are supplied with the most advantageous conditions for getting a start over the planted crop. It will frequently happen that the seppa plants are from four to six weeks in advance of the planted cotton. Under such conditions, as was demonstrated at Victoria in 1904, a complete first generation of weevils may develop on the seppa, thus multiplying greatly the number of weevils which are ready to attack the main crop by the time squares begin to form thereon. The development of this largely increased number of weevils might easily have been prevented by simply destroying all seppa plants, and the seppa growth can be more easily and more surely prevented by destroying stalks in the fall and giving the ground a thorough plowing at that time than by any measures that may be adopted in the following spring. If it should be argued that seppa furnished ideal trap rows, we would say that extensive observations have shown that they constitute a source of decided danger rather than of benefit, even if preserved for the purpose of trapping hibernated weevils. The proportion of weevils escaping destruction upon such trap plants would insure the survival of a larger number of weevils per acre than could possibly have survived under

a faithful observance of the practice recommended by the Bureau of Entomology. The menace from this source is certainly sufficient to justify the adoption of strong measures tending to largely reduce, if not to prevent altogether, the growth of seppa cotton. The recommendation made by Prof. E. D. Sanderson, while State entomologist of Texas, that laws be passed making it a punishable offense to allow the unchecked growth of seppa cotton, seems to the writers fully justifiable and commendable.

INCREASE IN LEAF AREA OF COTTON.

The advisability of making observations upon this point was suggested by the attempts made to poison hibernated weevils by spraying early cotton with an arsenical insecticide. As the weevils fed so exclusively in the most recently unfolded growing portions at the tips of the stems, it was evident that the rapidity of increase in the leaf area would at least indicate the frequency with which spraying would have to be repeated in order to keep in a poisoned condition the very limited portion upon which the weevils fed.

Although the observations were made after midsummer, the plants used were of the right size to indicate the points desired. Two series, each including five average plants, were selected.

The plants used in Series I had 8 leaves at the time of the first observation. Those used in Series II were older and averaged about 30 leaves each. The leaves borne upon the main stem were classed as primary and those from side branches as secondary leaves. Upon the date of each of the 5 observations made, the number of leaves in each class was ascertained, an average leaf in each class was quite accurately measured, and the total product of numbers and area thus found was considered as the approximate leaf area of the plant. The error has been reduced as much as possible by taking an average of the 5 plants in each series as representing a typical plant, and it is with these results that comparisons have been made.

TABLE XI.—*Estimated increase in leaf area of cotton, averages of five plants.*

Date of examination.	Primary leaves.			Secondary leaves.		
	Average number per plant.	Average area, plant.	Percentage of daily increase.	Average number per plant.	Average area, plant.	Percentage of daily increase.
1902.						
Series I:		<i>Sq. in.</i>			<i>Sq. in.</i>	
August 30	8.0	64.0	0.0
September 13	8.6	136.8	8.0	8.0	41.2
September 25	9.8	231.6	5.4	16.6	187.4	30.0
October 6	11.0	309.6	3.0	22.6	347.8	7.8
October 17	13.2	376.6	2.0	31.0	522.4	4.6
Series II:						
August 30	7.8	177.2	21.6	266.8
September 13	8.4	229.2	2.0	24.8	341.4	2.0
September 25	9.8	241.6	.04	42.4	514.0	3.6
October 6	9.6	214.8	α-1.0	52.6	619.2	1.8
October 17	10.0	216.8	67.4	808.8	2.1

α Decrease of 1 per cent due to falling of old primary leaves.

Several facts are evident from an examination of this table. After the plant has acquired about eight primary leaves the formation of branches and of secondary leaves began, thereby multiplying the number of growing points. From this time on the greater part of the increase in leaf area took place in the secondary leaves. By far the most rapid period of leaf growth occurred at about the time when squares first began to form. In Series I the average total leaf area practically doubled every ten days through the seven weeks under observation. In Series II the plants were older to start with, and it required about forty days to double the leaf area.

Everyone now concedes that it is useless to attempt the spraying of full-grown cotton such as is represented in Series II. The extreme rapidity of increase in the foliage area shown in the first part of Series I shows that spraying must be repeated every week or ten days if even one-half of the entire leaf area is to be kept poisoned. When, in connection with the large per cent of daily increase, we consider how much of that percentage is being unfolded at the very tip of the stem; that upon that limited tip area alone will the weevil feed before the formation of squares; that after the formation of squares it appears to be almost impossible to poison the weevil's food supply; and also that the irregular emergence of the weevils from hibernation may extend through several weeks; it at once becomes evident that poisoning early cotton for hibernated weevils is almost as impracticable as the poisoning of older cotton is now acknowledged to be.

EFFECTS OF FEEDING UPON SQUARES AND BOLLS.

From numerous large, open, feeding punctures a square becomes so severely injured that it flares very quickly, often within 24 hours (Pl. VII, fig. 33). Males usually make the largest punctures, which they always leave open while they remain for a day or more working upon the same square. It has been often found that squares thus injured by a male will flare before the weevil leaves it. The time of flaring depends upon the degree of injury relative to the size of the square. Thus, small squares receiving only a single large feeding puncture in the evening are found widely flared in the morning. On the other hand, large squares which are within a few days of the time of their blooming may receive a number of punctures without showing any noticeable flaring. Frequently a square which has flared widely will be found later to have closed again and to have formed a distorted bloom (Pl. VII, fig. 32), and occasionally such squares develop into normal bolls. In squares of medium size a single feeding puncture does not usually destroy the square. The destruction of a square by feeding results either from drying, decay, or a softened, pulpy condition of the interior, which is the consequence of the weevil injury.

Bolls are quite largely fed upon after infestation has reached its height. Small and tender bolls are often thoroughly riddled by the numerous punctures (Pl. IX, fig. 36). Small bolls so severely injured fall within a short time. Larger bolls may receive more punctures without being so severely injured. A comparison of the external and internal effects in such cases is shown in Plate VIII, figures 34 and 35. Abnormal woody growth takes the place of the normal development of the fiber, and a softening and decay of the seeds often accompanies this change. One or more locks may be destroyed while the remainder of the boll develops in perfect condition (Pl. IX, fig. 38).

After the bolls become about half grown the effects of feeding are less likely to cause the boll to fall. The puncture becomes closed by a free exudation of the sap and a subsequent woody growth, which forms frequently an excrescence the size of half a pea upon the inner side of the carpel (Pl. IX, fig. 37, *a*). An excrescence of this character usually results from an egg puncture, and often from feeding punctures also.

TABLE XII.—*Destruction of squares by feeding alone.*

Date.	Total squares attacked, both egg and feeding punctures.	Total squares with feeding punctures only.	Total feeding punctures, all squares.	Total feeding punctures made in squares fed on only.	Per cent of total squares fed on only.	Per cent of total feeding punctures made in squares fed on only.	Average number of feeding punctures per square.	Average number of days from attack to falling of square.
June 4 to July 2	334	59	210	122	17.7	58.1	2.0	5.6
August 21 to September 10	358	54	206	100	15.1	48.5	1.8	5.2
October 25 to November 25	125	41	137	110	32.8	80.0	2.8	14.2
Do	51	26	79	70	50.0	88.6	3.1	16.2
June 10 to July 21	417	31	125	59	7.4	47.2	1.9	6.0
August 6 to September 25	<i>a</i> 63	68	177	177	100.0	100.0	2.6	3.65
	1,353	279	934	638	20.6	68.3	2.0	7.0


a Squares attacked by male weevils only.

From the preceding table a few general conclusions may be drawn. The general impression that most of the feeding is done in squares specially devoted to that purpose is abundantly sustained by reference to columns 5 and 6, from which it is seen that one-fifth of all the squares attacked by the weevils receive over two-thirds of their feeding punctures. Where, as a general thing, only one egg is placed in a square, it appears that on an average more than two feeding punctures are made in a square. A comparison of the average time from the date of attack to the falling of the square shows that squares which are fed upon only, fall, as a rule, somewhat more quickly than do squares which contain larvæ only and have never been fed upon. While not shown in the preceding table flaring as a result of feeding injury takes place more quickly than when the result of injury by a larva working within the square.



EXTERNAL AND INTERNAL EFFECTS OF FEEDING ON BOLLS.

Fig. 34, External appearance of feeding punctures upon large boll; fig. 35, internal injured condition of same boll—natural size (original).



EFFECTS OF WEEVIL FEEDING UPON BOLLS.

Fig. 36. Small boll showing 13 feeding punctures; fig. 37, section of medium-sized injured boll: a. Feeding puncture closed by woody growth, b, gelatinized area resulting from feeding punctures; fig. 38, boll having two locks destroyed by two feeding punctures made by a male weevil; fig. 39, device used to test relative attractiveness of American and Egyptian squares—figs. 36, 38, reduced to three-fourths natural diameter; fig. 39, one-fourth natural diameter (original).

DESTRUCTIVE POWER BY FEEDING.

A glance at the figures in Tables X and XII (pp. 52 and 60) is sufficient to show the great destructive power of the Mexican cotton boll weevil. It may be seen that both in the field and in the laboratory the weevils of the first generation are more active in making punctures than are the hibernated weevils. These generations overlap too far to attribute this difference to the influence of a higher temperature alone, though this factor will account for a large part of it. A comparison of the figures for males alone with those for females alone or with those for males and females together shows that it is very conservative to say that males make less than half as many punctures as do females. By the habit of distributing their punctures among a greater number of squares the destructiveness of the females becomes at least five times as great as that of the males.

This great capacity for destruction has been one of the most evident points in the history of the spread of the weevil, and deeply impressed the entomologists who first studied the insect in Texas. In 1895 Mr. E. A. Schwarz, in writing of the work of the weevil at Beeville, said:

Each individual specimen possesses an enormous destructive power and is able to destroy hundreds of squares, most of them by simply sticking its beak into them for feeding purposes.

SUSCEPTIBILITY OF VARIOUS COTTONS.

An excellent opportunity for observations upon this point was obtained upon the laboratory grounds at Victoria by growing within a small area plants of several varieties of American Upland, Sea Island, Egyptian (Mit Afifi), Peruvian, and Cuban cotton (*Algodon sylvestre*). The Peruvian cotton made a remarkably large growth during the first season of growth in 1903 and again from the overwintered roots in 1904, but put out no squares, so that it does not really enter into this comparison. The Mit Afifi seed was obtained through the courtesy of the Bureau of Plant Industry of this Department from a field grown the preceding season at San Antonio, Tex., in which circumstances led some observers to the opinion that the variety was, to a certain extent, immune. The observations at the laboratory were made by carefully examining the plants, looking into each square, and removing every weevil and infested square found. If there were any distasteful or resistant cotton among these, it would surely be found in this way; and if any variety were especially attractive to the weevils it would be equally apparent. Infested squares being removed, the accident of association or proximity would not determine the location of the weevils found, but all might be considered as having come to the cotton with equal opportunities to make their choice of food, and accordingly their location has been considered as indicating such choice. The period of observation extends from June to November, except

with the Cuban cotton, which was planted late and began to square during the latter part of August. For the purpose of this comparison, both the several varieties and the various plots of the American cotton will be considered together, as no evidence of preference was found among them.

In making a comparison of the results three elements must be considered for each variety of cotton: First, the number of plants of each variety; second, the number of days during which each kind was under observation; third, the total number of weevils found on each class of cotton. The elements of numbers of plants and time under observation may be expressed by the product of those two factors forming a term which we may call "plant-days." The total number of weevils found upon any class of cotton divided by the number of "plant-days" will give the average number of weevils attracted by each plant for each day, and these numbers furnish a means of direct comparison and show at a glance the average relative attractiveness of each class of cotton. The following table presents these results in comparable form:

TABLE XIII.—*Relative attractiveness of various cottons.*

Class of cotton.	Number of plants.	Total.			Average.		Relative attractiveness.
		Plant-days.	Weevils found.	Infested squares.	Weevils per plant per day.	Infested squares per weevil.	
1903.							
American	62	4,920	287	3,507	0.058+	12.2+	1.0
Cuban	5	120	11	136	.092-	12.4-	1.6+
Sea Island	8	552	64	1,089	.116-	17.0+	2.0
Egyptian	8	808	207	2,013	.256+	9.7+	4.4+
Total of 3 non-American cottons.	21	1,480	282	3,238	.191-	11.5-	3.3-
1904.							
American	60	3,780	3460914	1.0
Sea Island	5	315	117371+	4.0
Egyptian	4	252	102405-	4.4+

An examination of these figures shows that American Upland cotton is less subject to the attacks of the weevil than any of the others, and that Egyptian (Mit Affi) is by far the most susceptible. The difference in degree is most plainly shown in the column of "relative attractiveness." It would certainly seem difficult to formulate a stronger argument for the cultivation of American cottons alone within the weevil-infested district than is presented by these figures. The weevils gathered so thickly upon the Egyptian cotton that the plants could not produce sufficient squares to keep ahead of the injury, and therefore the average number of infested squares for each weevil is only three-fourths as great with that variety as with less infested kinds, but the average injury to each square was greater than with any other.

Reports made by agents of this Bureau who have investigated the habits of the weevil in Cuba and Mexico show that the native varieties of cotton, including the tree and kidney cottons of Cuba and the tree cottons of Mexico, are just as susceptible to serious weevil injury as are the cultivated cottons. In some restricted localities in Central America the dwarf character of the cotton grown and the very open method of cultivation result in the production of some staple, though the variety of cotton grown is by no means immune to weevil attack.

The practical application of these observations may be emphasized still further by the statement that in spite of the frequent and careful removal of weevils from these cottons during the entire season none of the non-American varieties made a single boll of good cotton, so great was the actual weevil injury to them, while American cotton with the same treatment developed a large number of bolls.

The results are still further sustained by observations upon larger areas of American and Egyptian cotton under field conditions in three localities in Texas, no weevils being removed from either kind. At Victoria, Tex., on August 26, 1903, an examination showed that 96 per cent of Egyptian squares were infested, while an average of 13 fields of American showed 75.5 per cent. At Calvert, Tex., on September 4, Egyptian showed 100 per cent infested, while the American varieties growing alongside showed 91 per cent. Similar results were found at San Antonio. Though growing in close proximity, the Egyptian produced no staple whatever, while the American gave better than an average yield in spite of the depredations of the weevil.

At Victoria, in the experimental tract during 1904, three varieties of Egyptian cotton (Mit Afifi, Janovitch, and Ashmouni) were tested side by side with American varieties. The Egyptian varieties uniformly failed to make a pound of cotton, while the American varieties averaged 400 pounds per acre.

In accordance with these observations, it appears that in developing a variety of cotton which shall be less susceptible to weevil attack, by far the most promising field for work lies among the American varieties, and of these the very early maturing kinds are most promising.

The question of choice of different varieties for food was tested in the laboratory by Dr. A. W. Morrill, by placing squares of two kinds of cotton, American and Egyptian, in alternate rows in a breeding cage (Pl. IX, fig. 39), so lettered and numbered that each square could be exactly located. Weevils were then placed so that they could take their choice of these squares, and observations from 8 a. m. to 6 p. m. were made upon the location and activity of the weevils. Though this experiment was repeated four times no positive evidence was obtained to show that weevils had any choice as to which kind of squares they fed upon. Table XIV presents a summary of these results.

TABLE XIV.—Breeding-cage observations upon weevil choice of American and Egyptian squares.

Experiment.	Period of observation.	Number of observations.	Weevils used.	American squares.				Egyptian squares.			
				Total number.	Attacked.	Feeding punctures.	Egg punctures.	Total number.	Attacked.	Feeding punctures.	Egg punctures.
1	12 m. to 8 a. m.....	8	10	16	12	15	5	16	5	12	3
2	11.45 a. m. to 9.45 a. m.....	5	10	16	5	19	1	16	5	13	3
3	12 m. to 5 p. m. day after.....	5	10	16	7	25	2	16	9	27	2
4	11.45 a. m. to 9 a. m.....	5	10	16	6	17	6	16	6	14	3
5	6 p. m. to 8 a. m.....	1	18	4	2	7	0	4	2	10	0
	Total.....	24	58	68	32	83	14	68	29	76	11

In experiments 1 and 2 the American squares were attacked more extensively than were the Egyptian, while in experiments 3 and 5 greater injury was done to the Egyptian. In experiment 4 the smaller number of egg and feeding punctures made in the Egyptian squares is counterbalanced by the larger number of squares attacked. Although the totals from these five tests show slightly less injury to the Egyptian than to the American squares, it could hardly be expected that two arbitrarily chosen series, even if of the same variety, would show any closer agreement in the points of comparison made in this table than is therein shown by the American and Egyptian squares.

About July 25, 1904, a rather sensational report was published in a number of prominent newspapers, claiming that a variety of tree cotton had been found which was not only unaffected by frosts, but also immune to the attacks of the boll weevil. An agent of the boll weevil investigating force, Dr. A. W. Morrill, was detailed to study the cotton which had given rise to the report. Careful investigations were made in seven different localities. No variety of cotton is positively known to be unaffected by frosts. It was found that but a few stalks of cotton were growing in any of the localities visited. The fruit was scattered, in many places there being no bolls and the fiber of very poor quality. An examination of the squares showed that they were badly infested by the weevils in several of the localities visited, and the isolated location in other cases might easily explain their escape from attack.

HAS THE WEEVIL ANY OTHER FOOD PLANT THAN COTTON?

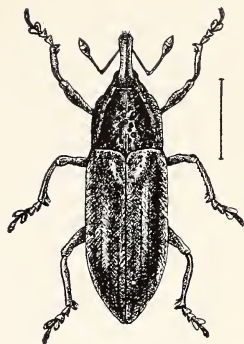
The question of the possibility of boll weevils feeding upon some other plant than cotton is one of great importance. It is a well-known fact that insects which have few food plants usually confine their attacks to closely related plants belonging to the same botanical family, or even genus. Accordingly, most of the plants which have been tested especially are those most closely related to cotton. Four species of Hibiscus (*H. esculentus*, *H. vesicarius*, *H. manihot*,



40



41



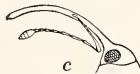
42



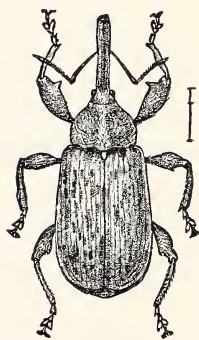
43



b



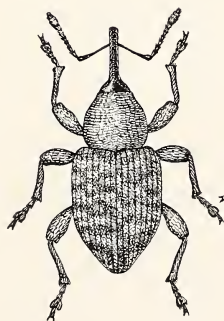
c



44



45

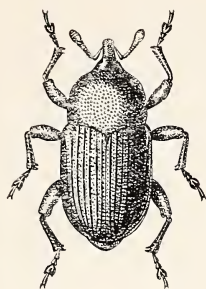


46

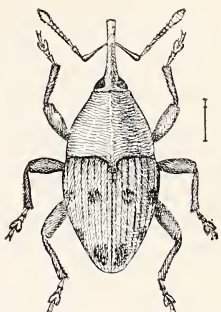


INSECTS OFTEN MISTAKEN FOR THE BOLL WEEVIL.

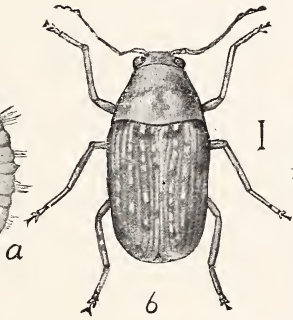
Figs. 40, 41, Mexican cotton boll weevil (*Anthonomus grandis*), much enlarged; fig. 42, *Lixus* sp., enlarged three and one-half times (original); fig. 43, acorn weevil (*Balaninus victorienensis*): a, Female, dorsal view; b, same, lateral view; c, head, snout, and antenna of male—all enlarged four times (from Chittenden); fig. 44, apple curculio (*Anthonomus scutellaris*), enlarged (from Insect Life); fig. 45, pepper weevil (*Anthonomus xencotinctus*), much enlarged (original); fig. 46, *Desmoris scapalis*, enlarged (from Chittenden).



47



48



49



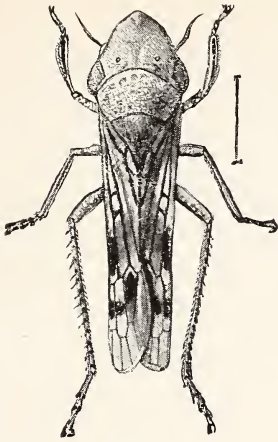
50



51

INSECTS OFTEN MISTAKEN FOR THE BOLL WEEVIL.

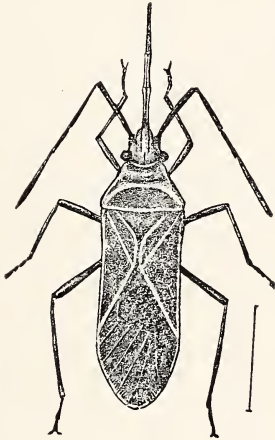
Fig. 47, Transverse Baris (Baris transversa), much enlarged (original); fig. 48, Centrinus penicellus, enlarged (original); fig. 49, coffee-bean weevil (Araccerus fasciculatus): a, larva; b, beetle; c, pupa, enlarged (from Chittenden); figs. 50, 51, Chalcodermus aneus, enlarged (from Chittenden).



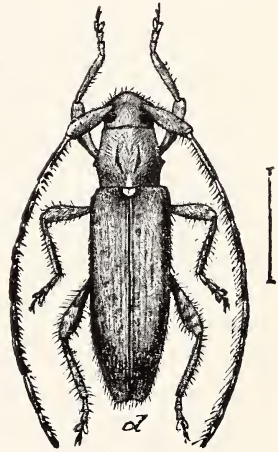
52



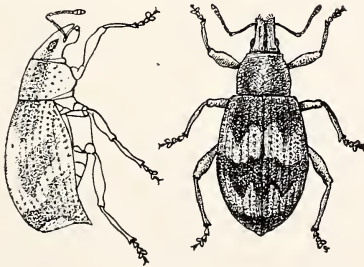
53



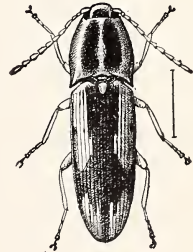
54



55




56



57

INSECTS OFTEN MISTAKEN FOR THE BOLL WEEVIL.

Figs. 52, 53, Sharpshooter (*Homalodisca trigretra*), enlarged (from *Insect Life*); fig. 54, cotton stainer (*Dysdercus suturellus*), enlarged (from *Insect Life*); fig. 55, cotton stalk borer (*Ataxia crypta*), enlarged (from Howard); fig. 56, imbricated snout-beetle (*Epicarrus imbricatus*), enlarged (from Chittenden); fig. 57, snapping beetle (*Monocrepidius vespertinus*), enlarged (from Chittenden).



METHODS OF WEEVIL STUDY.

Fig. 58, Device used in testing attractiveness of molasses to hibernated weevils early in spring, reduced to one-fourth natural diameter; fig. 59, weevil "playing 'possum,'" enlarged two diameters; fig. 60, weevil "playing 'possum,'" natural size; fig. 61, field cage used to confine weevils on untested plants; tagged plant after removal of cage at right (original).

II. moscheutos) were grown and an effort made to see whether weevils would feed upon either the leaves, buds, or seed pods. In no case, however, did they live on any of these for any considerable time, though they fed slightly upon some of the parts. Hibernated weevils starved in an average time of about 4 days with leaves of either okra or Sunset Hibiscus. The buds and seed pods were not formed at that time, so could not be tested. Weevils of the first generation, which had fed upon no cotton, were placed upon Sunset Hibiscus, and these starved in an average of 3 or 4 days. First generation weevils, which had fed for a few days on squares, were placed upon leaves, buds, and seed pods of *Hibiscus vesicarius*. Though they fed a little, all starved in an average of about 5 days. A lot of first-generation weevils, fed first for several days with squares, were given leaves, buds, and seed pods of okra. More feeding was done by this lot than by any other, all parts being slightly attacked. These weevils lived for an average of 7 days.

Numerous other plants, including sunflower (*Helianthus annuus*), bindweed (*Convolvulus repens*), the slender pigweed and the spiny pigweed (*Amaranthus hybridus* and *A. spinosus*), and western ragweed (*Ambrosia psilostachya*), and various other species of weeds and grasses which occur more or less frequently around cotton fields were tested, but in no case was feeding noticed except in the case of weevils supplied with pieces of the stem of sorghum, the stems of which were cut into short lengths and some of the pieces split lengthwise. Upon the exposed, juicy pith weevils fed considerably, but they did not puncture through the hard stem to obtain the juice. The sweet sap found in the pith sustained weevils for some time in the laboratory, but were obliged to puncture the stem, as they would be in the field, they would never attack sorghum, except possibly freshly cut stubble. Among the many plants tried, therefore, none has been found to show any capacity for sustaining the lives of weevils in the field in the absence of cotton.

During the summer of 1904 a number of other plants not closely related to cotton were tried, but upon none of them would the weevils even attempt to feed.

The question of the original food plant of the weevil has received considerable attention from this Bureau, the investigations made in Cuba being particularly thorough and conclusive. In that island some varieties of cotton grow wild and are perennial. After most careful search Mr. E. A. Schwarz wrote in the spring of 1903: "There is not the slightest doubt, in my opinion, that the original and only food plants of the weevil are the varieties of *Gossypium* and here in Cuba the variety known as kidney cotton." The investigators of the Bureau of Entomology have given special attention to the possibility of the boll weevil breeding on other plants than cotton. Throughout the investigations of Prof. C. H. T. Townsend in southern Texas and

in Mexico and the careful studies made by Mr. Schwarz in Texas and in Cuba and the observations made by the writers in Texas every plant closely related to cotton has been most carefully watched, and the uniform failure to find the weevil upon any other plant makes it practically certain that cotton is its only food.

INSECTS OFTEN MISTAKEN FOR THE BOLL WEEVIL.

Many species of insects have been mistaken for the Mexican cotton boll weevil. Among them the two most commonly reported in Texas have been an acorn weevil (Pl. X, fig. 43) and a species commonly found upon bloodweed or ragweed. The chief reason for the prominence of these two species is not that they resemble the boll weevil more closely than do others, but rather that their habits bring them into closer proximity with cotton fields and their abundance has led to their more frequent discovery. The acorn weevil has in a number of cases been taken in lantern traps set in cotton fields, and the mistake in the proper identification of the species has given currency to the report that the boll weevils are attracted to lights, which, however, is never the case. There is no authentic record of a single boll weevil having been caught at any light. Only very rarely and under exceptional conditions will the acorn weevil feed at all upon cotton bolls.

Though the bloodweed weevil (Pl. X, fig. 42) has been taken from cotton plants, no evidence has been submitted showing that it was actually feeding thereon, and it is more likely that such specimens had merely strayed to the cotton from bloodweed growing near.

Another species of weevil, *Desmoris scapalis* (Pl. X, fig. 46), is much less common and therefore less frequently mistaken, but resembles the boll weevil in general appearance far more closely than does either of the species previously mentioned. This insect has been found attacking white prickly poppy (*Argemone alba*) and tumbleweed (*Amaranthus græcizans*) in the spring, and probably breeds on *Prionopsis ciliata* Nutt. and the broad-leaved gum plant (*Grindelia squarrosa*).

In general the food habits of any species are among its distinctive, specific characters, and as the structural differences are easily overlooked and difficult of appreciation by anyone unacquainted with the careful study of insects, a rather full though by no means complete list is here given of the species which have been reported to the Bureau of Entomology as having been confused with the boll weevil. A number of the most common species will be found figured among the illustrations in Plates X, XI, and XII. The scientific names of the insects are given because they are definite and refer positively to a single species, whereas the common names are used so loosely that the same name may be applied to a number of species having possibly similar habits. In many cases no common name has yet been given to the species. Eight of the species mentioned attack living cotton and five species are found feeding only on decaying bolls. The occurrence of the remainder upon

cotton is merely incidental. The boll weevil is included in this list, and figures of the adult are given in the plates to facilitate comparison.

Insects often mistaken for the boll weevil (Anthonomus grandis).

Scientific name.	Common name.	Usual food plant.	Plate and figure.
<i>Anthonomus grandis</i> Boh	Mexican cotton boll weevil.	Cotton squares and bolls...	X, 40, 41
<i>Anthonomus albopilosus</i> Dietz.....
<i>Anthonomus signatus</i> Say	Strawberry weevil.....	Various flower buds.....
<i>Anthonomus æneotinctus</i> Champ	Pepper weevil.....	Pepper pods.....	X, 45
<i>Anthonomus scutellaris</i> Lec.....	Apple weevil.....	Apple.....	X, 44
<i>Desmoris scapalis</i> Lec.....	Ironweed weevil.....	Broad-leaved gum plant....	X, 46
<i>Desmoris constrictus</i> Say	Sunflower weevil.....	Sunflower.....
<i>Conotrachelus naso</i> Lec.....
<i>Conotrachelus elegans</i> Say.....
<i>Conotrachelus nenuphar</i> Hbst.....	Plum curculio.....	Plums and peaches.....
<i>Conotrachelus cucophæatus</i> Fab.....	Careless weed.....
<i>Centrinus penicellus</i> Hbst.....	Beetle in flowers.....	XI, 48
<i>Centrinus picumms</i> Hbst.....	do.....
<i>Chalcoedermis æneus</i> Boh.....	Cowpea-pod weevil.....	Cowpea pods.....	XI, 50, 51
<i>Dorytomus mucidus</i> Lec.....	A willow weevil.....	Willow.....
<i>Lixus scrobicollis</i> Boh.....	Bloodweed weevil.....	Ragweed (<i>Ambrosia</i> spp.)
<i>Balaninus nascicus</i> Say	An acorn weevil.....
<i>Balaninus victoriensis</i> Chitt.....	do.....	Liveoak acorns.....	X, 43
<i>Balaninus</i> sp.....	do.....	Acorns.....
<i>Acalles turbidus</i> Lec.....	Prickly-pear weevil.....	Prickly pear.....
<i>Acalles nobilis</i> Lec.....	do.....	do.....
<i>Baris striata</i> Say.....	Striped Baris.....	Stems of ragweed.....
<i>Baris transversa</i> Say	Transverse Baris.....	Roots of cockleburs.....	XI, 47
<i>Tychius sordidus</i> Lec.....	False indigo weevil.....	Buckweed.....
<i>Trichobaris mucorea</i> Lec.....	Tobacco-stalk weevil.....	Tobacco stalks.....
<i>Trichobaris texana</i> Lec.....	Nettle-stalk weevil.....	Spanish thistle.....
<i>Rhyssenus palmacollis</i> Say
<i>Hylobius pales</i> Hbst.....	Pales weevil.....	Coniferae stems.....
<i>Pissodes strobi</i> Peck.....	White-pine weevil.....	do.....
<i>Pachylobius picivorus</i> Germ.....	do.....
<i>Rhynchites mexicanus</i> Gyll.....	Mexican rose beetle.....	Rose.....
<i>Aræcerus fasciculatus</i> DeG.....	Coffee-bean weevil.....	Coffec beans and old cotton bolls.	XI, 49
<i>Epicærus imbricatus</i> Say.....	Imbricated snout beetle..	Omnivorous.....	XII, 56
<i>Anthrribus cornutus</i> Say.....	Horned stem borer.....	Cotton stems.....
OTHER BEETLES.			
<i>Monocepidius vespertinus</i> Fab.....	Larva in grass roots.....	XII, 57
<i>Notoxus monodon</i> Fab.....	Larva in ground.....
<i>Ataxia crypta</i> Say.....	Cotton-stalk borer.....	Cotton stalks.....	XII, 55
<i>Olibrus apicalis</i> Mels.....	Decaying bolls.....
<i>Carpophilus hemipterus</i> Linn.....	Develops in decaying bolls.
<i>Carpophilus dimidiatus</i> Fab.....	do.....
<i>Epuræa æstiva</i> Linn.....	do.....
<i>Cathartus gemellatus</i> Duv.....	Grain beetle.....	do.....
<i>Tribolium ferrugineum</i> Fab.....	Flour beetle.....	Attacks seed.....
BUGS AND OTHER INSECTS.			
<i>Homalodisca triquetra</i> Fab.....	Sharpshooter.....	Cotton stalks.....	XII, 52, 53
<i>Oncometopia undata</i> Fab.....	Waved sharpshooter.....	do.....
<i>Dysdercus suturellus</i> H-Sch.....	Cotton stainer.....	Cotton bolls.....	XII, 54
<i>Ecanthus niveus</i> DeG.....	Snowy tree-cricket.....	Stem of cotton plant.....
<i>Calocoris rapidus</i> Say.....	Rapid plant-bug.....	Bolls of cotton.....

A special publication dealing with insects most frequently reported to this Bureau as being mistaken for the boll weevil is now being prepared and will be available for general distribution.

IS COTTON-SEED MEAL ATTRACTIVE?

LABORATORY OBSERVATIONS.

On account of the popular impression that cotton-seed meal will attract weevils it has been necessary to conduct a rather full series of experiments. To ascertain the possibility of using this substance as an attractant for the weevil in field work, three series of laboratory tests were first made. The weevils used were obtained from the same source in all tests. The first series was designed to test the ability of the weevils to live upon cotton-seed meal alone as a food. The second series was intended to show whether the weevils would prefer the meal to cotton leaves as an indication of the possibility of attracting hibernated weevils before the formation of squares in the spring. The third series was planned to show whether the weevils would prefer the meal as a food when squares could be easily found. The cotton-seed meal used was obtained fresh from the oil mill and the experiments started during the latter part of November.

Weevils fed rather sparingly upon the meal in Series I. It did not seem to agree with them as a food and they showed no special inclination to feed upon it. Twenty-three of the 24 weevils confined upon meal alone died in from 2 to 13 days, showing an average duration of life of slightly over 6 days. These weevils either starved to death rather than eat the cotton-seed meal, or else they were not able to eat it. The dry and empty bodies of all dead weevils showed that death was caused by starvation and not by disease. Being entirely covered with the fine meal did not seem to have any bad effect upon them. As weevils without food or water showed an average duration of life of slightly over 6 days, agreeing exactly with the period in this test, it appears that cotton-seed meal is not only not a food desired by the weevils, but also that it is not capable of prolonging their lives to any appreciable extent.

In Series II 21 weevils were confined with fresh cotton leaves and cotton-seed meal as food. During the 297 "weevil-days" that this experiment was continued but one weevil died. The average period of the test for each weevil was 14 days. The weevils fed almost wholly upon leaves. Occasionally one would feed a little on the meal, but they certainly preferred the leaves, and the results show that leaves alone were responsible for the longer life of these weevils. The 20 survivors were placed in hibernation December 20, 1902, but all died before April 15, 1903.

In Series III freshly picked squares were placed with the meal to see which would attract the weevils. Fresh meal, as well as squares, was supplied at frequent intervals. During the 158 "weevil-days" that this test continued not one of the 10 weevils died. The average period of the test was almost 16 days, and after it the weevils were placed in hibernation, but all died before April 15, 1903. In only one instance was a weevil observed feeding upon the meal. From this test it was evident that cotton-seed meal has not the power to attract weevils from squares, even when the latter have been picked for several days.

In spite of the complete failure indicated by these results, a series of field tests was made during the late fall of 1902.

FIELD TESTS.

In order to settle this question finally, two series of field tests were made, one during the fall, when weevils were abundant but full-fed and cotton still standing, and the other during the early spring, with the view of attracting weevils as they came from hibernation before cotton began to square.

Fall of 1902.—Cotton-seed meal fresh from the mill was placed in 10 cheese-cloth bags, which were shaken so that the fine dust from the meal covered the outside of each bag. The bags were numbered and then tied to cotton plants in infested fields at about the middle of the plants. The bags were so distributed as to test fields in which the following conditions prevailed: One field entirely black from frost, one nearly black, one about half green, and one still entirely green. The number of weevils on the plant to which the bag was attached was noted each day to ascertain in a general way the number of weevils which would be very near the meal and able to reach it in the ordinary course of travel over the plant without having to fly to it. Weevils on adjacent plants would naturally come within the sphere of influence if such existed, but they were disregarded. After the failure of the meal to attract weevils in the field became apparent, weevils were caught and placed upon the bags to see if they would stay there.

Altogether 65 observations were made, covering a period from November 24 to December 16. The weather was generally cool, averaging about 61° F., mean temperature, and cotton had ceased to grow. Counting each weevil found at each observation, only 5 were found upon the 10 bags of meal. Of these 5, 3 were hidden in the folds of the cloth for shelter and were not feeding. One weevil was counted twice and was the only one found that appeared to be feeding upon the meal. During this period a total of 163 weevils was found upon the top parts of the plants to which the bags were attached. This is con-

siderably below the real number present, because in many instances this examination was not made, and doubtless weevils were overlooked even when examination was made.

At various times 27 weevils were placed directly upon the bags of meal and given every opportunity to show whether they would stay thereon if they accidentally found the meal. Only one of this number stayed upon the bag for 24 hours, and this one remained in the shelter of the cloth.

The unattractiveness of cotton-seed meal for the weevils seems absolutely proven so far as fall conditions are concerned.

Spring of 1903.—These tests were intended to show whether hibernated weevils would be attracted to the meal before squares were to be found in the field. Two series of experiments were planned, using four bags of meal in each. For the location of the first series a field was chosen which was known to have been badly infested with weevils up to December 18, 1902. This field was not replanted with cotton in 1903, nor was there another field in the vicinity, so that weevils coming from hibernation would find no possible food except the meal. A number of live hibernated weevils was taken from this field, so that there can be no doubt of the presence of many of them. The bags of meal were placed near apparently favorable hibernating places.

Fifty-five observations were made under these conditions, but not a weevil came to the bags of meal.

For the second series a field was selected in which occasional seppa cotton plants were found. The plants had been allowed to stand through the winter in this field, and hibernated weevils were quite abundant. The bags of meal were here attached to stakes driven beside seppa plants. More than 50 observations were made after weevils were known to be out of their winter quarters. Nine weevils were found upon the seppa cotton plants beside which the bags of meal were placed, but not a weevil was found at the meal.

Only one conclusion can be drawn from these experiments. Under no conditions will cotton-seed meal serve as a food for the weevils, and it shows no power whatever of attracting them either from cotton or in the absence of cotton.

THE POSSIBILITY OF BAITING WEEVILS WITH SWEETS.

ATTRACTIVENESS OF VARIOUS SWEETS.

On account of the considerable publicity given the theory that it might be possible to destroy the weevil by attracting it to sweetened poisons, a number of experiments were performed along this line.

In the course of this work Mr. G. H. Harris employed in the laboratory tests a large variety of sweets. White granulated sugar, two or three grades of brown sugar, two or three grades of molasses, and the

best strained honey were among the sweets tried. The conditions were such as to lead the weevils to eat the sweets if they would ever do so. The only alternative offered them for food was a supply of rather old cotton leaves such as weevils never touch in the field. In spite of the unfavorable conditions for getting at the real choice of the weevils, they showed little inclination to feed upon the sweets except in the case of honey, which seemed to attract them quite strongly. Many weevils fed upon the unattractive leaf tissue or upon the broken end of the petiole rather than upon the sweets.

The result of Mr. Harris's experiments with undiluted molasses applied to plants in the field as summed up in his own words was that "nothing indicated that the weevils were attracted by the odor of sweets." Honey was then tried, and this did attract a few weevils. Mr. Harris's general conclusion, based upon the results of his experiments, was that "while a high grade of sweets seemed to have more attraction than a cheaper grade, neither can be depended upon to attract the weevils for poisoning."

ATTRACTIVENESS OF SWEETS TO HIBERNATED WEEVILS IN LABORATORY.

The sweets used in these tests were of three kinds: High-grade molasses, common molasses, and light-brown sugar. The weevils were brought in from the field and left for one week without food or drink previous to the beginning of the tests on April 2, 1903. Three weevils were used with each kind of sweet, the latter being in their strongest form and the sugar in a saturated solution. The inclosing apparatus was formed by placing two bottles mouth to mouth with sufficient space for air but not enough for the escape of the weevils between them. In the bottom of one bottle was placed the sweet and the second leaves of cotton in the bottom of the other. The weevils were then inclosed, and the cages thus formed were placed in a horizontal position in the dark to eliminate every possible influence of direction of light, relative elevation of food, etc. The food supplies were renewed occasionally, and the location of the weevils relative to the food in each cage was noted frequently. The weevils were counted at each observation. The results of these observations are briefly summarized in the following table:

TABLE XV.—*Attraction of various sweets versus cotton, second leaves.*

Character of sweet.	Number of observations.	Number of weevils on cotton.	Number of weevils at sweets.
Best molasses, cage 1.....	20	25	1
Best molasses, cage 2.....	13	29	5
Common molasses, cage 3.....	18	42	4
Brown-sugar sirup, cage 4.....	21	48	8
Total.....	72	144	18

These figures become exceedingly striking in consideration of the fact that the cotton leaves were often purposely left until they became moldy and decayed or dried and wholly unfit for food. It was at such times that most of the weevils sought the sweet in preference. Should we leave out of the account the weevils found at the molasses or sirup when the cotton was unfit for food, the number attracted there would be reduced fully one-half. In either case the fact remains that none of the sweets can be said to have attracted weevils from the cotton leaves.

INFLUENCE OF SWEETENED WATER UPON FEEDING OF WEEVILS ON COTTON PLANTS.

It is easy to demonstrate that weevils will in confinement feed upon sweet solutions. To prove that they will show the same attraction to such solutions in the field is a far more difficult matter.

For the purpose of these experiments, cheap molasses was used, mixing 1 part of molasses with 25 parts of water, as is generally recommended in spraying formulæ. Three pairs of young plants which had not begun to square were then selected from those growing upon the laboratory grounds. The plants in each pair were of equal size, and both in healthy condition and standing closely enough together to be both covered by one cage. One plant of each pair was then dipped in the sweetened water, while the other was left in its natural condition. In each of the cages 10 weevils were then placed upon the ground and midway between the bases of the plants. The object of the test was to see which plant, the treated or untreated, would attract the larger number of weevils. During the first three days observations were made several times each day. Weevils found upon either plant were counted at each observation.

A summary of the observations made on the first day before the liquid had dried showed 15 weevils upon the sweetened plants and 16 on those not sweetened. These results were so remarkably even that no attraction or repulsion could be ascribed to the liquid before it dried.

During the ten days covered by the observations, however, 63 weevils were found upon the unsweetened plants and only 45 upon those sweetened. The weevils fed largely upon the petioles and somewhat upon the blades of the leaves and the main stems of the plants. No indication was observed of special feeding upon the "gloss" left by the drying of the sweetened water. In each cage the normal untreated plant was destroyed before the treated one. During the first half of the observations 52 weevils were found feeding upon the unsweetened plants and only 32 upon the sweetened. Only after every leaf on the untreated plants hung black and dead, while the sweetened plants were in much better condition, did more weevils attack the sweetened plants.

Not only did these tests show that molasses in solution has no attraction for the weevils, but also that the sticky coating left after the liquid has dried acts more as a positive repellent to them.

FIELD TESTS FOR HIBERNATED WEEVILS, USING PURE MOLASSES.

As a final experiment to settle the possible usefulness of molasses in the weevil fight, a large series of tests was undertaken in the field to see if the pure, undiluted molasses would not prove attractive to weevils as they came from hibernation. To insure a continuous supply of fresh molasses a test tube was nearly filled and then rather tightly plugged with a small stopper wound with cotton. The tube was then fastened in an inverted position to the top of a stake about 2 feet long, and as the molasses gradually oozed through the cotton it ran slowly down the stake, forming a streak of continuously fresh molasses a foot or more in length. The supply would thus last for several days and was then easily replenished. This apparatus, as shown in Plate XIII, figure 58, was then placed beside a vigorous seppa cotton plant in the field at the season when the weevils were beginning to leave their winter quarters and seek food to break their long fast. Both high and low grades of molasses were employed in these tests, three tubes of each being used. Altogether 84 observations were made between April 24 and May 15, 1903, during which period most of the weevils emerged from hibernation.

The results again proved disappointing, for only a single weevil was ever found at the molasses. This individual sipped occasionally at the sweet, wandering up and down the tube in the intervals. It did not appear to be satisfied and did not remain long at or near the molasses, but flew away and was not found there again.

The failure of the molasses to attract was not due to the scarcity of weevils in the field. During the period of observation 23 weevils were found working upon seppa cotton very near the molasses tubes, and certainly within reach of its attractive influence, provided it had any. More weevils were also found in the same field, but at somewhat greater distances from the tubes.

During the warm days toward the close of the experiment many butterflies, mostly *Vanessa atalanta* and some *Anosia plexippus*, came to the tubes. A few specimens representing several species of beetles and many ants were also found.

None of the experiments made, either in the laboratory or in the field at Victoria, Tex., has shown that weevils are attracted in even the slightest degree to any grade of molasses, either in its undiluted or diluted form. No sugar solution has been found to possess any more attraction than does molasses. Honey appears to be an especially attractive sweet, but is too expensive for use in this manner.

Considering the facts that these experiments have been much more numerous and that they have covered a much broader range of conditions than any previously performed, we must conclude that it yet remains to be shown that sweets of any kind have any value in the problem of controlling the boll weevil.

FEIGNING DEATH.

This interesting habit of the weevil is its first resort as a means of escape from its larger enemies. It has been the basis of many machines designed to jar them from the plants and to collect them in convenient receptacles. If jarred from the plant, the weevil falls to the ground, with its legs drawn up closely against the body and the antennae retracted against the snout, which is brought inward toward the legs. The position is characteristic and can be more easily shown than described. (See Pl. XIII, figs. 59 and 60.) In this position it often remains motionless for some time. If further disturbed, so that it finds that its ruse has failed to conceal it, it will start up quickly, run a little way, and again fall over, feigning death. The color of the weevil so closely resembles that of the ground that it is quite difficult to find a fallen individual so long as it remains quiet. The habit is of great value in protection. If left undisturbed until it believes danger to be past, it recovers its footing and returns to the plant. Frequently a disturbed weevil has been observed to fall, but before reaching the ground it would spread its wing covers and wings and sail off obliquely to some distance. In other cases, after falling they would suddenly catch some portion of the plant touched and hide so quickly that it was very difficult to follow them.

REPRODUCTION.

Under this general heading we present some of the most interesting observations which have been made upon the habits of the boll weevil. The relation of the sexes, the evident selection of clean squares for egg deposition, the great destructive power of the weevil, the rapidity of development, and the influence of varying temperatures upon its activity and development may also be classed as among the most important as well as most interesting observations.

METHOD OF MAKING FIELD OBSERVATIONS UPON WORK OF WEEVIL.

For the purpose of field study large cages (3 by 3 by 4 feet) were made, the covering being of fine wire screening (Pl. XIII, fig. 61). Uninfested plants having plenty of squares were found by a careful examination of each square, and inclosed by the cages. The number of weevils placed in each cage was varied according to the number of

squares within, ranging from 2 to 5 at various times. In making the daily observations the cage was entered and every square examined. Each square found attacked in any way was marked with a numbered tag containing full data as to the lot of weevils and the number present, date, and nature of injury. After all weevils had been found the cages were removed to new uninfested plants for another day's work. Close watch was kept upon all tagged squares upon succeeding days, and every important change taking place in each square was added to the record on the tag. The additional special points noted in each case, so far as was possible, were: The formation of a distinct wart; time of flaring, yellowing, and falling; the emergence of adult; presence of a parasite; death of larva, pupa, etc. A very complete history of each square was thus obtained. During the season of 1903 three special periods were selected for study of this kind. The first was taken during the early part of June, when hibernated weevils only were active, the second was taken in August for the work in midsummer, and the third in the latter part of October for the study of the development of late weevils. Altogether in these three series over a thousand squares were tagged and recorded. The work of males was compared with that of females in this way, as were also the developmental periods in squares and bolls. Nearly 1,500 more of these records were obtained in the work of 1904. Although requiring a great deal of time and close attention, the numerous definite observations obtained abundantly justified the work required.

FERTILIZATION.

AGE OF BEGINNING COPULATION.

After the adult weevils have left the squares a certain period of feeding is necessary before they arrive at full sexual maturity. This period varies in length according to the effective temperature prevailing, and appears to bear about the same ratio to the developmental period as does the pupal stage.

Among the many weevils kept from emergence till death for the purpose of ascertaining the length of life without food, copulation was never observed. With weevils fed upon leaves alone the period preceding copulation is about twice the normal length, in the cases observed, of those having squares to feed upon.

During the hot weather this period appears to be on the average only about three or four days in length, while as the weather becomes colder it increases gradually until weevils may become adult, feed for a time, and go into hibernation without having mated.

SEXUAL ATTRACTION AND DURATION OF COPULATION.

The distance through which the attraction of the female insect will influence the male varies extremely. To ascertain how far the attraction might be exerted in the case of the boll weevil, 2 females were confined with food in a small bottle covered with cheese cloth, and the bottle was then placed in a horizontal position inside a field cage and near its top. Within this cage were 3 males which had been confined there alone for 4 weeks. The bottle containing the females was so placed as to be within a few inches of the top of a cotton plant upon which the males were working and touching the leaves of the plant, in order to afford the males access to the bottle without having to fly to it.

Close watch was kept, but during 11 days not a male was seen to go near the bottle. At the end of that time the females were taken into the laboratory, as was also one of the males from the cage. All were removed from squares and, being placed upon the table, were brought gradually nearer together. The male paid no attention whatever to the nearer female until brought within an inch of her. He then went directly to her. The sense of smell appeared to guide his movements. The fact that this male mated readily with both of the females used in the cage shows that the only reason for failure to attract in the cage lay in too great distance separating the sexes.

These observations are entirely borne out by those made in the field. The fact appears to be that the sexes are attracted only when they meet, as they are likely to do, either on the stems or upon the squares of a plant. The comparative inactivity of the male may have some relation to this matter. The general conclusion is that instead of seeking widely for the females, the males are content to wait for them to come their way. The greater comparative activity of females is shown in the study of their food habits.

In a considerable number of cases that were timed the average duration of the sexual act was very nearly thirty minutes.

DURATION OF FERTILITY IN ISOLATED FEMALES.

A number of females which were known to have mated were isolated to determine this point. Although neither limit was exactly determined, the results proved very striking. Several of these females laid over 225 eggs each and nearly all of them proved fertile. Selecting three cases in which the facts are positively known, it appears that fertility lasted for an average of something over 66 days and that during this period these females deposited an average of nearly 200 eggs. The maximum limits may possibly be considerably higher than these. A single union seems to insure the fertility of as many eggs as the average female will lay, and its potency certainly lasts for a period fully equal to the average duration of life.

OVIPOSITION.

AGE OF BEGINNING OVIPOSITION.

Normal oviposition seems never to take place until after fertilization has been accomplished, but it usually begins soon after that. Observations upon the age at which the first eggs are deposited can be made more easily and more positively than those upon the age at which fertilization takes place. In a general way, therefore, the observations here given may be considered as also throwing light upon the time of beginning copulation.

In the breeding of weevils from eggs deposited by hibernated females a number of observations accumulated upon this point, and another series was made in the fall of 1902. The results of both series are given in Table XVI.

TABLE XVI.—*Age of beginning oviposition.*

WEEVILS OF FIRST GENERATION, 1903.

Date adult.	Date of first egg.	Number of females.	Elapsed time.	Weevil-days.
1903.		1903.		
			<i>Days.</i>	
June 8 to 9	June 17 to 18	3	9.0	27.0
June 10	June 19	1	9.0	9.0
June 11	June 16	7	5.0	35.0
June 12	do	1	4.0	4.0
Do	June 19	2	7.0	14.0
June 13	June 18	4	5.0	20.0
June 13 to 14	do	5	5.0	25.0
June 14	do	4	4.0	16.0
Total		27		150.0
Average time after adult				5.5+

WEEVILS BRED IN FALL OF 1902.

1902.		1902.		
September 4 to 5	September 17	3	12.5	37.5
September 9	September 16	5	7.0	35.0
October 2	October 16	4	14.0	56.0
November 9 to 10	November 16 to 17	7	7.0	49.0
November 11	November 19	3	8.0	24.0
Total		22		201.5
Average time after adult				9.0+

The average time of 5.5 days, as shown by the first generation, is probably about a day and a half longer than the minimum average period during the hottest weather, while the 9-day average found from September 4 to November 11 is considerably short of the maximum average just before hibernation.

In general the observations made in 1904 upon this point agree closely with the foregoing, so they need not be added.

EXAMINATION OF SQUARES BEFORE OVIPOSITION.

In the course of a great many observations upon oviposition it was found that females almost invariably examine a square quite carefully

before they will begin a puncture for egg deposition. This examination is conducted entirely by means of senses located in the antennæ and not at all by sight. In fact, the sense of sight appears to be of comparatively small use to this weevil.

In regard to the actual time spent in the work of examination before beginning a puncture 60 observations were recorded. These show that the average time is over two minutes.

This examination of squares is made by females only when they intend to oviposit. Males have never been observed acting in this way, nor do females generally do so when their only object is to feed.

SELECTION OF UNINFESTED SQUARES FOR OVIPOSITION.

So unerring is the sense by which examination is made that in a few cases it was able to discover an infested condition no external sign of which was visible to the writer's eye. A female which was under close observation examined in the usual manner the square given her, but though evidently searching for a place to oviposit and anxious to do so, she plainly objected to placing an egg in that particular square. The writer again examined the square carefully, but found no sign of infestation and replaced it in the observation cage. Again the female made her usual careful examination and still she plainly refused to oviposit. Upon removing the covering from the square it was found to contain an egg, but the puncture made in depositing it had healed so smoothly that it had thrice escaped observation. The same female was then given two squares, one of which was known to be infested, the latter being placed nearer her. She examined it carefully, then left it, and went at once to the clean square, in which, after the usual examination, she deposited an egg.

The acuteness and accuracy of the preliminary examination is also well shown by the fact that when provided with more squares than they have eggs to deposit they rarely place more than one egg in a square. It was frequently found, however, that when a female deposited just as many eggs as there were squares present she would place two eggs in one and then make only feeding punctures in the remaining square.

The observations were made upon a large number of females; so there can be no doubt that the habit of selection is general. The conditions provided in these experiments were intended to resemble those existing in a slightly infested field early in the season, where each female could easily find an abundance of clean squares in which to deposit her eggs. Therefore only those cases were recorded in which the number of squares present equaled or exceeded the number of eggs deposited. Where a totally infested condition is reached no choice between infested and uninfested squares could be exercised, and then unless the female happened to be in a condition to refrain

from oviposition she would be forced to deposit more than one egg in a square.

Not only do females show a strong inclination to place only one egg in each square, but they also object to making both egg and feeding punctures in the same square. That these conclusions are well grounded may best be shown by giving a summary of two long series of observations, the first made in the laboratory in the fall of 1902 and the other made in the field partly in the fall of 1902 and partly in the spring of 1903.

LABORATORY OBSERVATIONS.

Nine females were used in this series of experiments. The time followed varied with each individual, but ranged from October 23 to December 18, 1902. During this period a total of 868 unfested squares was supplied to these 9 females. Of these squares 238 were not touched, while 630 were punctured, either for oviposition or for feeding or for both. The general results are here summarized in tabular form.

TABLE XVII.—*Selection of squares and relation of feeding to oviposition.*

No. of female.	Period of observation.	Squares supplied.	Squares with 1 egg each.	Squares with 2 eggs each.	Squares fed on only.	Squares with both eggs and feeding.	Squares untouched.
	1902.						
1	October 23 to November 15	135	72	2	25	1	35
2	October 23 to November 27	171	102	2	29	7	31
3	October 25 to November 7	96	74	4	8	1	9
4	October 23 to October 28	32	13	0	6	4	9
5	October 23 to October 28	38	30	1	2	2	3
6	November 10 to December 5	91	34	0	5	1	51
7	November 10 to November 25	75	41	3	7	1	23
8	November 10 to December 18	107	48	1	12	1	45
9	November 11 to December 12	123	63	6	16	6	32
	Total	868	477	19	110	24	238

A little calculation from these results shows that 82.5+ per cent of all squares attacked received eggs and that 91.7+ per cent of all squares oviposited in received only one egg each. The squares which were fed upon formed only 17.5— per cent of the total number attacked, and those receiving both egg and feeding punctures constituted only 3.8 per cent. The squares receiving two eggs each also formed 3.8 per cent of all the squares which received eggs only.

The tendency to confine egg and feeding punctures to separate squares is strongly emphasized by the fact that in 17 instances, in which a total of 116 squares was provided, 91 received eggs only, while the remaining 25 were fed upon only; another total of 78 squares received 88 eggs in 72 of them, while the remaining 6 were fed upon only. As these two lots include nearly one-third of all the squares punctured, the tendency may be clearly seen.

FIELD OBSERVATIONS.

For one series of observations 500 infested squares were picked promiscuously in the field between May 28 and June 9, 1903.

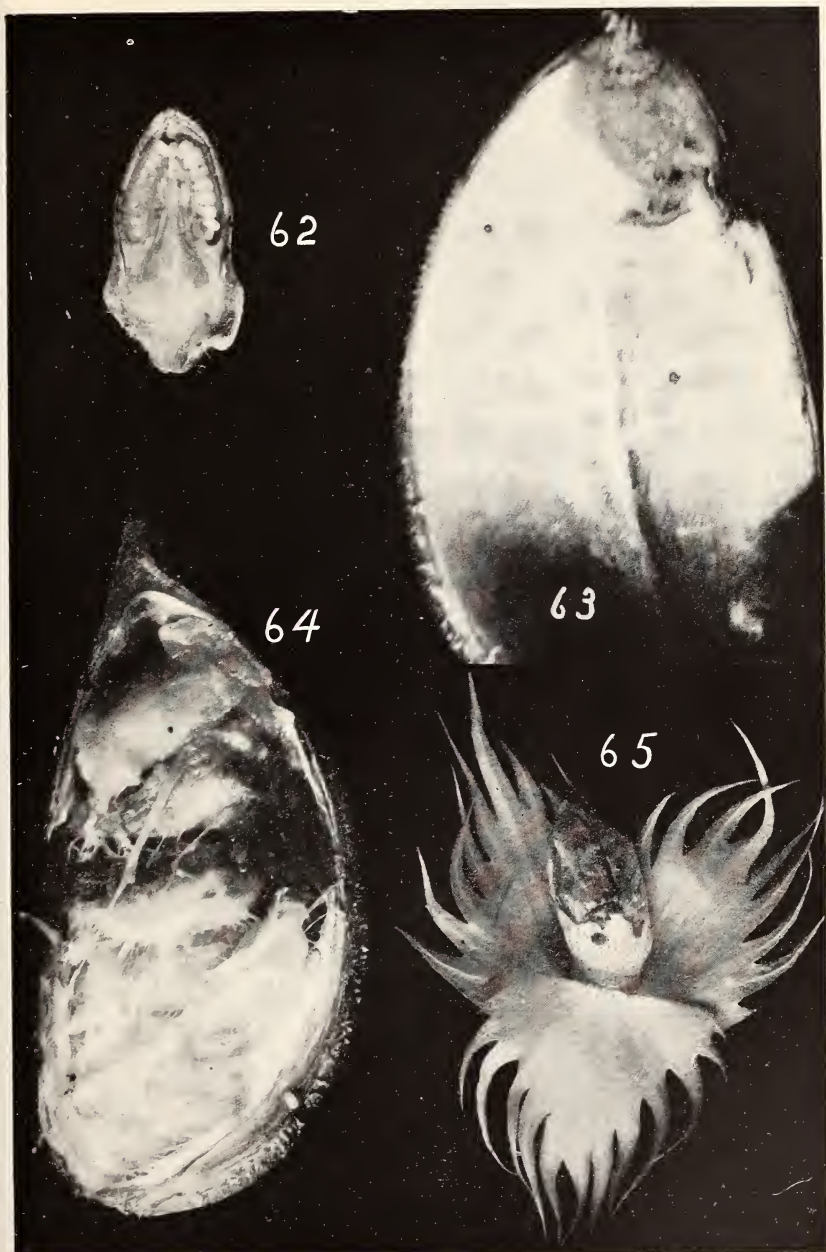
A previous field examination was made about the middle of September, 1902, and this furnishes some very interesting comparisons as to the weevil's work upon the squares, especially at the beginning of the infestation and after it had reached its height. To facilitate an easy comparison, the results are arranged in Table XVIII.

TABLE XVIII.—*General results of observations upon selection of squares.*

	Total squares attacked.		Squares with 1 egg each.		Squares with more than 1 egg each.		Squares with both egg and feeding punctures.		Squares fed on only.	
	Number.	Percentage of all squares receiving eggs.	Number.	Percentage of all squares with eggs.	Number.	Percentage of total squares.	Number.	Percentage of total squares.	Number.	Percentage of total squares.
Squares infested in laboratory Oct. 23 to Dec. 2, 1902.....	630	477	91.7	19	3.8	24	3.8	110	17.5	
Squares picked in field May 28 to June 9, 1903.....	500	317	79.25	83	20.75	50	10.0	110	20.0	
Squares picked in field Sept. 17 to 22, 1902.....	105	56	62.9	33	37.1	46	43.8	16	15.2	
Total.....	1,235	850	84.2	135	13.4	120	9.7	236	18.3	
Average percentage.....										


A few obvious conclusions may well be stated here. Throughout the season from one-fifth to one-sixth of the squares injured were destroyed by feeding punctures alone. Within this small portion must be included most of the work of males and also of newly emerged females before they reach sexual maturity. As the weevil injury overtakes the production of squares it becomes increasingly difficult for females to find clean squares, and they are forced to deposit eggs in squares already injured and also to feed upon squares which already contain eggs. These conditions serve to increase most rapidly the proportion of squares containing both egg and feeding punctures. This is still further emphasized by the fact that in June only 30 per cent of all injured squares contained feeding punctures, while in September nearly 60 per cent had been thus injured. When females have access to an abundance of squares, they will deposit more than one egg only in about one-fifth of those in which they oviposit, while the proportion of those having both egg and feeding punctures is still smaller.

The tendencies to keep egg and feeding punctures separate, as well as to deposit only one egg in a square, serve to produce the greatest injury of which the weevils are capable, for two obvious reasons: First, because where several eggs are placed in one square it is rarely the



OVIPOSITION IN SQUARES AND BOLLS.

Fig. 62, Longitudinal section through square, showing egg puncture and location of egg among anthers, enlarged two diameters; fig. 63, inner side of a hull stripped from a boll, showing two eggs at inner surface, enlarged four diameters; fig. 64, section of boll showing egg punctures and location of egg, enlarged two diameters; fig. 65, wart formed on side of square, healing egg puncture, natural size (original).



case that more than one larva develops. If two or more hatch in a square, one is likely to destroy the others when their feeding brings them together. They bite savagely at anything which irritates them, and larvæ have been found in the actual death struggle. Secondly, should eggs be placed in squares which already contain a partly grown larva, those hatching would likely find the quality of the food so poor that they would soon die without having made much growth. One egg will insure the destruction of the square, and a number of eggs, could all the larvæ live, would do no more. Therefore it is plain that the possible number of offspring of a single female is increased directly in proportion to the number of her eggs that she places one in a square, and favorable food conditions for the larva are best maintained by avoiding feeding upon squares in which eggs have been deposited, and also by refraining from ovipositing in squares which have been much fed upon. These habits of selection are, therefore, of the greatest importance in the reproduction of the weevil, since they insure the most favorable conditions for the maturity of the largest possible number of offspring. In other words, these habits enable the weevil to do the greatest damage of which it is capable while the cotton crop is "making."

These habits are perhaps less strongly marked in the case of bolls, though still plainly manifested. Feeding and ovipositing are common in the same boll, but unless the infestation is very great indeed it appears that only rarely is more than one egg placed in one lock, though several are often deposited in the same boll. The number deposited depends considerably upon the size of the boll. The smallest, which have just set, receive but one, as do the squares, and these fall and produce the adult weevil at about the same period as in the case of squares. Bolls which are larger when they become infested are often found to be thickly punctured and sometimes contain 6 or 8 larvæ. The weevil seems to know when the food supply is sufficient to support a number of larvæ and deposits eggs accordingly.

ACTIVITY OF WEEVILS IN DIFFERENT PARTS OF THE DAY.

The 5 females used in these tests were kept in a field cage on previously uninfested plants, and examinations of their work were made mostly at four-hour intervals from 6 a. m. to 6 p. m. The exact work found was recorded upon tags attached to the squares themselves. Temperature readings were taken at the same time as the observations. The results are most clearly presented in tabular form (p. 82).

TABLE XIX.—Activity of five weevils in different parts of the day.

Date.	Period.	Temperature.	Number of squares attacked.	Number of egg punctures.	Number of feeding punctures.	Condition of weevil at end of period.	Remarks.
1903.		°F.					
Sept. 2	2.30 to 6 p. m	93-80	16	15	10	Placed on fresh plant.	
Sept. 2-3	6 p. m. to 6 a. m.	80-69	3	1	2	All resting.....	Punctures black at 6 a. m.
Sept. 3	6.15 to 10.15 a. m	69-85	12	10	2	All active.....	3 trying to escape; cage moved.
Do.	10.40 a. m. to 2.40 p. m.	85-95	18	15	10do	Cage moved.
Do.	3 to 6.30 p. m	95-84	12	11	6	Placed on fresh plant.	
Sept. 3-4	6.30 p. m. to 6 a. m.	84-68	3	1	3	All resting.....	Feeding punctures all black; small square flared.
Sept. 4	6.30 to 10 a. m	68-83	4	1	4	3 moving to adjacent squares.	
Do.	10 a. m. to 4 p. m.	83-91	21	19	12	All active.	
Do.	4 to 6 p. m	91-82	11	8	5	All quiet.	
Sept. 4-5	6 p. m. to 9 a. m.	82-79	5	0	6	All feeding.....	Cloudy; every weevil on same square as at 6 p. m.
Total			108	81	60		

An examination of these figures shows that weevil activity began and ceased at about 75° F. Activity increased as the temperature rose, and its maximum coincided with the maximum of daily tem-

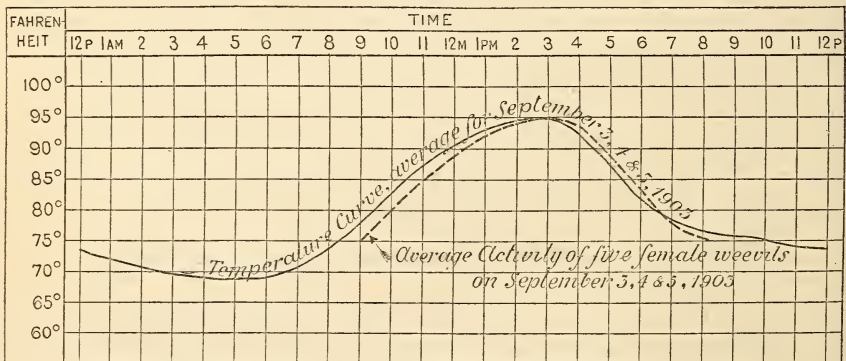


FIG. 3.—Diagram showing average activity of five female weevils (original).

perature. It then decreased with the falling temperature until it ceased entirely some time during the evening, probably at about 75° F. (See fig. 3.) Feeding continued at lower temperatures than oviposition, as is known to be the case during the late fall.

Examinations made in the field between 6 and 7 a. m. on September 4 showed that all weevils, both males and females, were quietly

resting at that time with the temperature at about 70° F. On cloudy days the activity is less than it is on clear days.

During the warmest portion of the season in 1904 a series of observations was made upon the night movement of weevils. Two observations were made daily—one at about 8 p. m., to note the location of the weevils, and the other between 6.30 and 7 a. m. to see if the weevils moved. The average temperature for the period was high, ranging from 80° F. at 8 p. m. to 73° F. for minimum temperature, and rising to 73° F. at 6.45 a. m. The total number of observations showed 25 movements during a total of 134 nights. This means that only 18.6 per cent of weevils moved after 8 p. m., even during very warm weather.

PLACE OF EGG DEPOSITION.

The location of egg punctures, while variable, still shows some selection on the part of the weevil. This may be due partly to the form of the squares and partly also to the size of the weevil, but whatever the explanation the fact remains that in a majority of cases the egg puncture is made on a line about halfway between the base and tip of the square. When so placed the egg comes to rest either just inside the base of a petal or among the lowest anthers in the square, according to the varying thickness of the floral coverings at that point (Pl. XIV, fig. 62). Punctures are very rarely made below this line, though they are sometimes made nearer the tip. Almost invariably the egg puncture is started through the calyx in preference to the more tender portion of the square, where the corolla only would need to be punctured. The reason for the choice of this location may be found under the subject of the "Relation of warts to oviposition," on page 88.

With bolls no selection of any particular location has been found, but eggs seem to be placed in almost any portion. See Plate XIV, figures 63 and 64.

POSITION OF THE WEEVIL WHILE PUNCTURING FOR OVIPOSITION.


While engaged in making egg punctures the favorite position of the weevil is with its body parallel to the long axis of the square and its head toward the base of the same. The tip of the weevil's body is thus brought near the apex of the medium size square. Having selected her location, the female takes a firm hold upon the sides of the square and completes her puncture while in this position. It may be that the position described is especially favorable for obtaining a firm and even hold, and this may have something to do with the regularity with which it is assumed. If so, the apparent choice of this location for the puncture is only partially explained, since it has been often shown that weevils can puncture and oviposit successfully in almost any portion of the square except its very tip.

Undoubtedly there are other reasons than those of mere convenience which have so impressed themselves upon the inherited experience of the weevils as to lead them to the choice of this position and the consequent location of the punctures and eggs. Most apparent of these reasons, and probably also most important, is the advantage which this location affords in the protection of the egg and the young larva developing from it against the attacks of natural enemies as well as from the injurious effects of drying and decay.

This protection is readily explained by several facts. The place chosen is through the thickest and toughest portion of the floral envelopes through which the anthers can be reached, since the thickest parts of both calyx and corolla are toward their bases. More important than the thickness of the layers of vegetable matter is the character of the tissues through which the puncture passes. Though corolla and calyx are both modifications of original leaf tissue, both have changed so greatly in form and texture that the resemblance is recognized only by those somewhat acquainted with plant structure. The corolla, moreover, has changed far more than has the calyx, and in becoming so highly specialized its tissue has lost certain powers still retained by the green calyx tissue. The particular power referred to in this connection is the ability to heal small wounds. Punctures made in the corolla must, therefore, remain open, while small punctures through the calyx will in most cases be healed by the natural outgrowth of the tissue, so as to completely fill the wounds in a manner entirely analogous to the healing of wounds in the bark of a tree. The custom of the weevil of sealing up its egg punctures with a mixture of a mucous substance and excrement is of great advantage and assistance to the plant in the healing process. While undoubtedly applied primarily as a protection to the egg, it serves to keep the punctured tissues from drying and decay, and thus promotes the process of repair.


As a result of the growth thus stimulated in the calyx, the wound is perfectly healed in a short time, and, as is the case in the healing of the bark of trees, here also we find a corky outgrowth projecting above the general surface plane. This prominence the writer has termed a "wart" (Pl. XIV, fig. 65). The healing is completed even before the hatching of the egg takes place, and thus both egg and larva partake of the benefit of its protection.

It is possible for the puncture to heal without the full development of the wart, and it is also possible for eggs to develop successfully even when the puncture was made through the corolla alone and no wart developed, but in the latter case the chances are rather against it. Occasionally warts do develop from feeding punctures which were small, but the exact conditions under which this takes place have not been determined.



EFFECTS OF WEEVIL ATTACK.

Fig. 66. External appearance of two egg punctures in square; fig. 67, small square widely flared from two feeding punctures; fig. 68, infested squares fallen to ground—figs. 66 and 67 enlarged to one and one-half diameters (original).



THE ACT OF OVIPOSITION.

The general process of making punctures has been described previously under the topic of "Food habits" (p. 50), and will therefore not be repeated here. Having completed the formation of the egg cavity, the female withdraws her proboscis and turns end for end. She depresses the tip of her abdomen and locates therewith the opening to the cavity by feeling or scraping around. In a majority of cases the opening is readily found, but sometimes it is not. Then the female seems often to lose all sense of locality, but continues scraping with the tip of her abdomen. If she is still unsuccessful, she turns and continues the search by means of the antennæ, just as in the preliminary examination of a square before beginning a puncture.

In many cases females were noticed to actually place the tip of the proboscis within the opening of the cavity without seeming to be aware of its proximity. When the cavity has been found again by the antennal senses, the female invariably enlarges it before turning again to insert the ovipositor. If the search with the antennæ does not prove successful, the female will make another puncture in the same manner as at first, appearing to know that no egg has yet been placed in that square.

After locating the cavity by the tip of the abdomen, the ovipositor is first protruded to the bottom of the cavity, in which it appears to be firmly held in position by the two terminal papillæ and the power of enlarging the terminal portion of the ovipositor. Slight contractions of the abdomen occur while this insertion is being made. In a few moments much stronger contractions may be seen, and often a firmer hold is taken with the hind legs as the egg is passed from the body, and its movement may be seen as it is forced along within the ovipositor and down into the puncture. Only a few seconds are required to complete the deposition after the egg enters the opening to the cavity. The ovipositor is then withdrawn, and just as the tip of it leaves the cavity a quantity of mucilaginous material, usually mixed with some solid excrement, is forced into the opening and smeared around over the same by means of the tip of the abdomen. This seals the egg puncture, and the act of oviposition becomes complete (Pl. XV, fig. 66).

TIME REQUIRED TO DEPOSIT AN EGG.

Observations upon this point were very conveniently made by confining females upon squares from which the involucres had been removed. A plain glass cover allowed accurate observations, which were made to the fraction of a minute. The time required to complete the excavation and the time required to place the egg were the two points especially noted.

The time of making the puncture was noted in 115 instances, and this was found to average $5\frac{1}{2}$ minutes. The time varied widely, being from 1 to 13 minutes; the usual range was from 4 to 8 minutes. From the time that the weevil began to puncture till the sealing of the cavity, the complete act of oviposition required in 103 instances an average of slightly over $7\frac{1}{2}$ minutes, ranging in time from 3 to 16 minutes.

As these observations were made between October 7 and 23, the periods given may be slightly longer than they would be in warmer weather. However, various observations made in the field in mid-summer agree very closely with the averages given.

RATE OF OVIPOSITION.

Since the period of reproductive activity of the boll weevil is so long, the rate at which eggs are deposited is a question requiring much time for its determination. There have been found great variations in the rate at different seasons, and it is clear that oviposition is even more strongly influenced by variations in temperature than is feeding. The rate sometimes varies unaccountably and very abruptly with the same female upon succeeding days. No explanation for this has as yet been found. The rate is influenced, also, by the abundance of clean squares which the weevil can find, so that it is greater in the early season, as the degree of infestation is approaching its limit, than after infestation has reached its maximum.

Two extended series of observations have been made to determine especially the normal average and the maximum egg-laying ability of the females.

AVERAGE.

Taking first 54 females which had gone through hibernation, we find that they deposited on the average $2\frac{3}{4}$ eggs each daily in the laboratory, and 4 females which were followed under field conditions for a total of 93 "weevil-days" deposited 489 eggs during that time, or at the rate of $5\frac{1}{4}$ eggs each per day. Where the rate of activity is so great it is probable that the length of the period would be somewhat, but not proportionately, shortened. From many observations made in the field during the beginning of the squaring season it seems probable that a rate of 5 eggs a day is not far from the average in the field. This conclusion is confirmed by the observations of 1904.

From 27 females of the first generation a laboratory average rate of $2\frac{3}{4}$ eggs each daily was obtained. Five females of this generation confined in a cage in the field during the latter part of August for a total of 70 "weevil-days" deposited an average of $6\frac{1}{2}$ eggs per day. This latter rate is far beyond the actual average rate in the field at that period, because of the fact that the weevils can not at that time

find enough uninfested squares to lead them to deposit so many eggs, but the possibility remains if only squares enough are present.

A few words must be said in further explanation of the differences which appear between the field and laboratory results. In the case of the laboratory figures the entire oviposition period of each weevil and the entire number of eggs deposited are taken into the account. As there is a gradual increase in the rate of production of eggs after the beginning of deposition and a gradual decrease from the middle of the period to its end, the general average is much lower than would be that taken at the time of maximum activity. In the case of the field figures a short period only is covered, and all conditions of square supply were such as to stimulate the weevil to its greatest normal activity.

MAXIMUM.

The daily observations made upon the weevils in the laboratory supply a vast number of observations from which to select maximum figures. It has been shown that under favorable conditions weevils may be expected to produce an average of 6 eggs a day for a considerable period of time. It is not surprising, therefore, that some of the maximum figures obtained are very much larger than that number. A few instances only will be taken from among thousands of daily records.

The highest record of eggs deposited shows that 2 small females deposited together 108 eggs in 3 days, or at the daily rate of 18 eggs each. This record was made on the 7th, 8th, and 9th of June, 1903.

TABLE XX.—*Maximum rate of oviposition.*

Number of females.	Days included in period.	Total eggs deposited.	Average per day.	Number of females.	Days included in period.	Total eggs deposited.	Average per day.
2	3	108	18.0	2	2	43	10.8
1	5	76	15.2	1	3	30	10.0
2	5	160	16.0	2	5	114	11.4
5	1	55	11.0	3	2	54	9.0
2	2	47	11.8	5	1	42	8.4
12	16	446	13.5	13	13	283	9.5

STIMULATING EFFECT OF ABUNDANCE OF SQUARES UPON EGG DEPOSITION.

Four actively laying females were confined together upon a few squares from September 22 till October 14, 1902, and during this period they laid a total of 227 eggs, or an average of 2.37 eggs per weevil per day. For the next 13 days these same weevils were isolated and supplied with an abundance of squares. During this shorter period they laid 236 eggs, or 4.54 eggs per female daily.

Taking equal periods as near together as possible and using these same weevils, there were deposited in 13 days upon a few squares 144 eggs, or 2.74 eggs per female daily, while during the following 13 days, with an abundance of squares, they each deposited 4.54 eggs a day.

These figures are the more striking because the stimulation was plainly shown in spite of the general tendency to lay fewer eggs as the weevils grow older and as the average temperature becomes lower.

RELATION OF WARTS TO OVIPOSITION.

When the general relation of the warts to the formation of egg punctures was first recognized, an investigation was undertaken to determine, if possible, in what proportion of cases the warts could be traced directly to egg or feeding punctures. For this purpose a large number of squares, most of which had warts, was picked from plants in the field and carefully examined in the laboratory. Notes were made especially upon the following points: The number of warts, the number of punctures obviously made for feeding only, the number of special egg punctures, and the numbers of eggs, larvæ, and pupæ found. Only those excrescences were counted as warts which showed a positive elevation, and, as was expected, many eggs were found which had not been deposited long enough for a wart to have formed. Out of the 105 squares examined, 26 showed no warts, while the remaining 79 squares had 92 warts. In tracing the connection of these 92 warts with weevil attack it was found that 77 at least, or almost 84 per cent of the total, resulted from egg punctures. The other 15 warts, or 16 per cent, were assigned to feeding punctures, though some of these may possibly have been egg punctures in which decay had concealed all trace of the eggs or small larvæ. One-half of the eggs found were in punctures closed by developed warts, and it is likely that most of the other half were of too recent deposition for warts to have formed. Three-fourths of the larvæ found in this lot were in punctures which had been overgrown by warts.

In another series of 35 older squares, 38 warts and 32 eggs, larvæ, and pupæ were found. This series also shows that at least 84 per cent of the warts resulted from egg punctures. The conclusion seems justified, therefore, that warts may be considered as the most conspicuous external indication of the presence of the weevil in some stage within the square.

It should be noted in connection with warts that feeding frequently, and oviposition somewhat more rarely, is followed by a peculiar gelatinization of the injured portion of the square. This condition spreads, and the change produces a considerable internal pressure, so that the square becomes distorted and bulges, especially at the place where the puncture was made. The bulging portion often resembles somewhat

a wart formation, but its real nature is very different. In many cases the gelatinized condition appears to have caused the death of the young larvæ, either by the pressure or by the abnormal condition of the food supply. In a large number of cases, however, this condition undoubtedly results from what were feeding injuries only.

EFFECTS OF OVIPOSITION UPON SQUARES.

The method of recording the progress of injury to each square, as was done in the field cages, has furnished much data upon a number of important points. Among these the two of most importance are, in order of their occurrence, the flaring and the falling of the square.

FLARING.

The flaring of squares (Pl. XV, fig. 67) is one of the most apparent signs of weevil presence, although by no means an invariable accompaniment, as it is usually thought to be. Squares flare in nearly as large a proportion of cases from adult feeding injury alone as from larval injury within. Any injury severe enough to cause the falling of the square is as liable to cause flaring as is the larva of the weevil. Flaring results from an unhealthy condition, whatever may be the cause, and is frequently to be seen in squares which are about to be shed, though they have never been injured by any insect. However, flaring has come to be popularly associated with weevil injury, and must therefore be quite fully considered.

When resulting from weevil injury, flaring does not begin, as a rule, immediately after the injury, but only within from one to three days of the time when the square will be ready to fall. In especially severe cases of feeding injury, flaring often results in less than twenty-four hours. Occasionally the growth of the square overcomes the injury from feeding and the involucre, after having flared, again closes up and the square continues its normal development as though uninjured, and forms a perfect boll. More frequently the flared square gradually loses its healthy green, becoming a sickly yellow in color, and falls in a short time.

When injured by the feeding of a young larva as the direct result of successful oviposition, flaring has been found in an average of 139 cases to take place in almost exactly 7 days from the deposition of the egg. These observations cover the season from June to September, when the developmental period averages about 19 days. Fully one-third of the weevil's full development has, therefore, taken place before flaring results. A considerable proportion of injured squares fall without any distinct flaring of the involucre having taken place.

FALLING.

Squares injured by larval feeding within always fall, except the small percentage which, though entirely cut off from all vital connec-

tion with the plant, still remain hanging thereon by a small strip of bark and gradually become dry and brown upon the plant. Falling is but the natural final consequence of injury or disease (Pl. XV, fig. 68). Whatever its cause, it is brought about in exactly the same way as the shedding of leaves by the plant in the fall, by the formation of an absciss layer of corky tissue cutting off the fibro-vascular bundles supplying nourishment to the square. The exact location of the cork area is to be seen at the scar left by every fallen square.

In 539 cases definitely noted between June and September, 1903, the average time from egg deposition to the falling of the square was 9.6 days. For this same period full development required an average of 19 days, so that falling occurred at the middle point in the weevil's development. From a comparison of the time of flaring with that of falling it is seen that the interval between these two points averages about 2.5 days. In late fall the time between oviposition and falling of the squares, as recorded in 21 cases, was found to be about 16 days.

PERIOD OF OVIPOSITION.

With the exception of hibernated weevils, it appears that oviposition begins with most females within a week after they begin to feed and continues uninterruptedly until shortly before death. While females frequently deposit their last eggs during the last day of their life, a period of a few days usually intervenes between the cessation of oviposition and death.

In the case of 52 hibernated females the actual period of oviposition averaged about 48 days, the maximum being fully 92 days.

In an average made with 21 females of the first generation the actual period was almost 75 days, the maximum period being 113 days.

The average period for the females of the first two generations appears to be longer than that for any other. In the third generation the average period for 11 females was 58 days, the maximum being 99 days, and in the fifth generation for 5 females the period averaged 48 days, with the maximum only 62.

The approach of cold weather cuts short the activity of the weevils, which become adult after the middle of August, thereby decreasing the length of their oviposition period. Weevils which pass through the winter actually live longest, but as it must take more or less vitality to pass through the long hibernation period their activity in the spring is thereby lessened.

The weighted, average period of oviposition of the 89 females here mentioned is 55.6 days.

ORIGINAL HABIT OF DEPOSITING EGGS MOSTLY IN BOLLS.

In the evolution of the species of insects the abilities to change, to adapt, and to specialize are important factors. Such abilities may be

manifested in various directions and so produce various results in form, habitat, habits, etc. Undoubtedly the boll weevil is now changing in adaptation to a climate quite different from that in which the original species was produced. It has become also highly specialized as to food, having so far as we can learn but a single food plant—cotton. It is a fair question, therefore, to consider whether it has changed in its essential relations to the fruit of this plant since it first began to appear upon it.

When first reported to the Department of Agriculture as an injurious insect (see footnote, p. 17) the specimens of the weevil were bred from the bolls of cotton. As conditions are now found in Texas, by far the major part of the weevils are developed in squares. It is a question of interest, therefore, whether the predominant original habit was to breed in bolls or in the squares of cotton. An examination of the breeding habits of other species of the genus *Anthonomus* shows that there is a great diversity of habit in this respect. A comparison of the length of the period of development in squares and bolls shows that in bolls the period may be fully three times as great as it is in squares. Is the longer or the shorter period of development the more normal? Comparison with other species of the genus indicates that the longer period is more typical and therefore more original. The very short period of development in squares and small bolls has resulted from an adaptation to the reduced food supply, which in squares especially is limited in quantity and of a very perishable nature. The general conclusions from these considerations would indicate that originally this species bred principally upon the bolls and had few generations in a season, but through gradual adaptation to changed conditions in the growth of the cotton plant the weevil has now come to develop mostly upon the squares, thus producing many generations in a season and greatly increasing the capacity of the pest for serious injury.

DOES PARTHENOGENESIS OCCUR?

To test the possibility of weevils reproducing parthenogenetically about 40 individuals were isolated from the very beginning of their adult life. Each beetle was supplied daily with fresh, clean squares and careful watch was kept for eggs. The first noticeable point was that no eggs were found till the weevils were about twice as old as females usually are when they deposit their first eggs. After they began to oviposit, it was found that a very small proportion of the eggs were deposited in the usual manner within sealed cavities in the squares, but nearly all of them had been left on the surface, usually near the opening to an empty egg puncture. This same habit was shown by a number of females, and so can not be ascribed to the possible physical weakness of the individuals tested. The number of eggs

deposited was unusually small, and those few placed in sealed cavities failed to hatch. After somewhat more than a month had been passed in isolation, a few pairs were mated to see if any change in the manner of oviposition would result. The very next eggs deposited by these fertilized females were placed in the squares and the cavities sealed up in the usual manner, showing that the infertile condition had been the cause of the abnormal manner of oviposition.

Experiments made in 1903 and in 1904 agreed perfectly in general results.

DEVELOPMENT.

PERCENTAGE OF WEEVILS DEVELOPED FROM INFESTED SQUARES.

During the season of 1902 part of the many squares gathered in infested fields for the breeding of weevils were followed to learn something of the percentage which produced normal adults. No examination was made for those not yielding a weevil. The decay of the square during the period from its falling to the maximum time that must be allowed for weevils to escape normally so obliterates any small amount of work by a larva that it is difficult, even with examination, to determine accurately the number of dead small larvæ.

TABLE XXI.—*Percentage of weevils from infested squares.*

Locality.	Approximate date.	Number of squares.	Number of weevils.	Percentage of squares producing weevils.
	1902.			
Victoria, Tex.	July to August	1,125	360	32.0
Guadalupe, Tex.	August	387	108	28.0
	1903.			
Victoria, Tex.	June	334	106	32.0
Do.	June to August	873	355	41.0
Do.	August to September	368	192	52.0
	1904.			
Do.	June to September	951	469	49.3
Total	4,038	1,590	39.4

It seems safe to conclude that throughout the season fully one-third of the squares which fall after receiving weevil injury may be expected to produce weevils.

DEVELOPMENT OF WEEVILS IN SQUARES WHICH NEVER FALL.

It is generally true that squares seriously injured by the weevil sooner or later fall to the ground. Some plants, however, shed the injured squares more readily than do others. It seems to be a matter of individual variation rather than a varietal character. Thus occasional plants retain a large proportion of their infested squares, which



Fig. 69. Infested squares not fallen but hanging dried upon plant; fig. 70, refrigerator designed for breeding weevils at low temperatures; fig. 71, boll opened, showing three large larvæ in one lock; fig. 72, apparatus used in studying effect of temperature upon weevil movement—fig. 71 reduced to two-thirds natural diameter (original).

hang by the very tip of the base of the stem. Normally the squares are shed because of the formation of an absciss layer of corky tissue across their junction with the stem. In the case of the squares which remain hanging the formation of this layer seems to be incomplete, or else it becomes formed in an unusual plane, so that while the square is effectually cut off, it merely falls over and hangs by a bit of bark at its tip (Pl. XVI, fig. 69). In this position it dries thoroughly and becomes of a dark-brown color. This peculiarity reminds one strongly of the European *Anthonomus pomorum*, the work of which, in causing apple buds to hang dead upon the trees, has caused the common name of "Brenner" to be applied to it. Plants showing 6 or 8 of these dried brown squares are quite common in infested fields. Although exposed to complete drying and the direct rays of the sun, the larvæ within are not all destroyed.

At intervals during the summer of 1903 such dried squares and small dried bolls were picked for careful examination in the laboratory, the condition of 342 being recorded, with the following results: Adults present 2, escaped 23; pupæ alive 29, dead 2; larvæ alive 85, dead 47; parasites present 44, escaped 6. Sixty-three squares which failed to show weevil work and 42 small dried bolls from which the corollas had fallen were probably destroyed largely by the feeding of the weevils. Taking the total number of squares and bolls examined as the basis of computation, it appears that 69.3 per cent of them showed weevils present in some stage. Of the immature stages, 30 per cent were dead, 14.6 per cent having been parasitized. It seems a conservative estimate therefore to say that fully one-third of these exposed dried squares may be expected to produce adults. Considering the exposed condition of such squares this seems to be a very high percentage.

The season of 1903 was not as hot at Victoria as was that of 1902, and the lower temperature prevailing may have favored the development of a larger proportion of the weevils in these squares than would normally emerge. The maximum temperature reached in 1902 was 104.3° F., while in 1903 the maximum was only 97.5° F. No examinations of this subject were made in 1902, and therefore no positive comparisons can be drawn. The observations made, however, certainly show that a complete drying of the square does not necessarily destroy the larva, and that a square may undergo far more exposure to direct sunshine than had been supposed possible without causing the death of the larva or pupa within.

DURATION OF THE LIFE CYCLE.

This question has been studied carefully, both in the laboratory and in the field. Most of the observations made in 1902 were in the laboratory, while those of 1903 and 1904 were in the field.

In the laboratory uninfested squares were exposed to active weevils for oviposition, and the supply of clean squares was renewed each day. The beginning of the cycle was thus known to within a few hours. The squares with eggs were carefully kept and the date of emergence of each adult was then noted. To the period thus found must be added the time intervening between the leaving of the square and the deposition of the first eggs. This gives the period of the life cycle. The material upon which these observations were made was necessarily other than that used in determining the duration of the various stages. The period in bolls is far different from that in squares. The figures here given refer to squares.

TABLE XXII.—*Period of life cycle in squares.*

Observations.		Time in period of development.		Average time.		Temperature.	
Period covered.	Number.	Range.	Average.	Adult to oviposition.	Period of cycle.	Average effective.	Total effective.
		<i>Days.</i>	<i>Days.</i>	<i>Days.</i>	<i>Days.</i>	<i>°F.</i>	<i>°F.</i>
1902.							
August 10 to September 30.....	96	10-18	13.4	5.0	18.4	41.0	754.4
September 16 to October 15.....	305	12-25	17.5	7.0	24.5	33.64	823.2
October 8 to November 16.....	66	14-23	20.2	9.0	29.2	29.5	864.4
1903.							
Field, first generation—							
June 4 to July 13.....	100	12-22	18.3	5.6	23.9	32.0	764.8
August 20 to September 28.....	180	13-26	19.0	5.0	24.0	33.1	794.4
1904.							
Field, generations 1-5.....	469	12-30	20.0	5.0	25.0	39.1	975.0
Total.....	1,216	10-30	18.5	5.8	24.34	35.88	873.3

These observations cover the season from June 4 to November 16. Reproduction undoubtedly begins somewhat earlier and continues later in the average season at Victoria, but any differences which might be found at the extremes would not materially affect the location of the mean in so large a series. The influence of varying temperature during the same period but in different seasons is clearly seen by a comparison of the figures for August 10 to September 30, 1902, with those for August 20 to September 28, 1903. The period for 1902 was exceptionally warm, as shown by the high average effective temperature, while in 1903 it was decidedly cooler, the difference averaging 8° F.; consequently the average period for the cycle was fully six days greater in 1903 than in 1902 at the same season.

Determinations of the duration of the life cycle in bolls have been made in only a few instances. In 7 cases between August 15 and November 11, 1903, the average time required from the deposition of the egg to the escape of the adult from the opening boll was 61 days. The average effective temperature for the period was 31.7° F., and

the average total effective temperature required for development in bolls was therefore 1,933.7° F., or nearly two and one-half times as much as in squares. Several larvæ often develop within a single boll (Pl. XVI, fig. 71). They appear to remain in the larval stage until the boll becomes sufficiently mature or so severely injured as to begin to dry and crack open. When this condition of the boll is reached, pupation takes place, and by the time the spreading of the carpels is sufficient to permit the escape of the weevils they have become adult.

BROODS OR GENERATIONS.

The term "brood" can hardly be applied in its usual sense to the generations of the weevil, as was pointed out by Doctor Howard in the first circulars of the Bureau dealing with the problem. For several reasons no line of distinction can be drawn between the generations in the field at any season of the year, not even between hibernated weevils and the adults of the first generation. As has been shown, the period of oviposition among hibernated females is in some cases fully 3 months, while it averages 48 days. The average period of the full life cycle for the first generation, as shown in Table XXII, is 25 days, and as the time for the second generation would be slightly less, it is evident that the first eggs for the third generation may be deposited at the same time as those for the middle of the second generation, and also with the very last of the eggs deposited by hibernated females for the first generation. The great overlapping of generations thus produced prohibits the application of any of the common methods of ascertaining their limits. The complexity indicated for the first three generations becomes still further increased as the season advances, so that in October, for example, a weevil taken in the field might possibly belong to any one of five or six generations. Duration of life and the period of reproductive activity are important factors in determining the average number of generations. Periods of greatest abundance can not be regarded as giving any reliable information upon this point, since the number of weevils developed soon comes to depend largely upon the supply of squares.

In the case of the boll weevil, therefore, the information upon the number of generations must be drawn mainly from laboratory sources, but the results are supported by observations made in the field. Many of the hibernated weevils continue to deposit eggs until the middle of July, and some are active for fully a month longer. In 1903 the last eggs from hibernated weevils were deposited on August 27. In the course of breeding experiments made in 1902 it was found that many weevils which had become adult about the 1st of August would continue to deposit eggs until the latter part of November. Considering the longest-lived weevils and their last-laid eggs, therefore, it is easily

possible for two generations to span the entire year. The weevils developing after the middle of November may go into hibernation, and from their last-deposited eggs produce weevils whose last offspring will be ready for successful hibernation again. This conclusion is based upon actual demonstration.

The maximum number of generations will be found by taking the first, instead of the last, deposited eggs in each case. Rather than lay the conclusions open to question by taking the figures found for occasional minimum length of the life cycle, we will take the 25-day period, which has been shown to be the average between June 4 and November 16. Without doubt hibernated females begin their reproductive activity in average seasons by May 1 in the locality of Victoria, and their descendants continue to develop normally until after November 15. Taking the dates mentioned, however, as the average season for the weevils, we find that eight generations, each having the average period of development, may usually be produced within the year.

In determining the average number of generations one-third^a the average period of oviposition should be added to the average life cycle for each generation. As it has been found that the average period of oviposition is about $55\frac{1}{2}$ days, we must allow 25 days for the development of the average adult and 18 more days for the female to deposit one-half her eggs. Forty-three days is therefore about the average length of a generation; and we may thus count on an average of about five generations between May 1 and December 1. In the northern part of the weevil territory, where the season is shorter and the prevailing temperature lower, probably only four average generations are developed. This theoretical conclusion is fully confirmed by the results of breeding experiments conducted at Victoria and Terrell during the season of 1904.

There is no basis for the idea that there is a distinct hibernation brood. The activity of the adults and the development of the immature stages is gradually retarded by the decline in temperature until hibernation time arrives. Most of the weevils of the first two or three generations have probably died, or then do so, while most of the adults of later generations, having still considerable vitality, will go into hibernation. It is certain that every generation preceding may have some direct part in the production of weevils which shall hibernate. All weevils which are still strong and healthy when cold weather comes on may be expected to go into hibernation, so that there can be no special brood for this purpose.

^aOne-third is nearer the correct fraction than one-half, since it has been found that weevils deposit considerably more than one-half of their eggs during the first half of their oviposition period.

POSSIBLE ANNUAL PROGENY OF ONE PAIR OF HIBERNATED
WEEVILS.

One of the most important factors in the development of an insect is its capacity for very rapid production. The conclusions as to the ability of the boll weevil in this respect are drawn from the following data, summarized from what has been set forth in preceding pages of this bulletin. The starting point is considered to be the average date of deposition of one-half of the eggs for the first generation at Victoria, Tex., which, under the usual conditions, seems to be about June 10. The average number of eggs deposited by a female was found to be 139. For the purpose of this computation, 100 is the assumed number. The difference may be considered as an allowance for mortality or failure to hatch. The average period of development for each generation is 19 days. The average period between emergence of the adult and deposition of the first eggs is 6 days. The average period for the deposition of one-half the eggs for each generation is 18 days, thus making the average period for each generation 43 days. The sexes are produced in, approximately, equal numbers. For the sake of conservatism allowance has been made for only four generations in a season. The following table shows the rate of multiplication and the corresponding dates:

Annual progeny of one pair of hibernated weevils.

	Weevils.
First generation, average adult June 29, numbering	100
Second generation, average adult August 10, numbering	5, 000
Third generation, average adult September 22, numbering	250, 000
Fourth generation, average adult November 4, numbering	12, 500, 000
Total	12, 755, 100

As a matter of fact the multiplication during the early part of the season is so much more rapid that it is very certain that a large part of the third generation becomes adult by the middle of August. Possibly a more definite idea of the significance of this ability for reproduction may be obtained if we consider that, at the conservative rate given, the progeny from one fertile hibernated female might, in the course of four generations, number three weevils for every square foot of area in a 100-acre field.

As a matter of fact the possibility of the multiplication is controlled primarily by the abundance of food supply. As may be seen by reference to Table XXIX, page 114, the maximum infestation is usually reached some time in August. If we assume that there are 6,000 plants on each acre of ground, and that each plant produces 100 squares for weevil attack up to August 1, we would find that if the usual percentage of these squares produce weevils, the actual multiplication

would be limited to about 250,000 weevils per acre. The possibility that the progeny of one weevil will amount to 12,000,000 in the course of a season would therefore rarely if ever be realized.

THERMAL INFLUENCE UPON ACTIVITY AND DEVELOPMENT.

The influence of temperature has been frequently mentioned as an important point, but it may be more clearly understood by collecting some of the most important observations relating to it. A study of this subject throws much light upon such questions as seasonal and daily activity, the rapidity of development at various seasons, hibernation, and the time of emergence from hibernation. The influence upon development will be first considered. For a portion of these observations an ice box was especially designed and constructed to facilitate observations at low and constant temperatures. (See Pl. XVI, fig. 70.)

TABLE XXIII.—*Thermal influence on development.*

Stage.	Number of observations.	Period.	Average time for stage.	Effective temperature.	
				Average.	Total.
		1902.	<i>Days.</i>	° F.	° F.
Egg	385	Sept. 4 to Oct. 3	3-	38.0	114.0
	107	Oct. 7 to Nov. 13	4+	30.0	120.0
	36	Nov. 24 to Dec. 15	11.0	19.0	209.0
	88	Ice-box experiments, 1904	5.1	27.0	137.7
Larva	195	Sept. 6 to Oct. 5	7.5	35.7	267.7
	15	Sept. 26 to Oct. 21	9.5	30.6	280.7
	15	Nov. 11 to Dec. 12	25.0	19.5	487.5
	88	Ice-box experiments, 1904	12.5	27.0	337.5
Pupa	161	July 6 to 31	3.5	39.65	138.8
	81	Sept. 15 to Oct. 3	5.2	36.0	187.2
	167	Sept. 24 to Oct. 28	6.0	31.1	186.6
	29	Nov. 2 to 13	7.6	26.2	199.1
	4	Dec. 2 to 29	14.5	18.5	268.2
	88	Ice-box experiments, 1904	7.5	27.0	202.5
Entire developmental period.	96	Aug. 10 to Sept. 30	13.4	41.0	549.4
	365	Sept. 16 to Oct. 15	17.5	33.6	588.0
	66	Oct. 8 to Nov. 16	20.3	29.5	598.8
		1903.			
	100	June 4 to July 15	18.3	32.0	585.6
	185	Aug. 20 to Sept. 28	19.0	33.1	628.9
	135	In ice box, 1904	30.0	23.0	690.0

SUMMARY OF THE PRECEDING TABLE.

Stage.	Total observations.	Average period for stage.	Average effective temperature.	Total effective temperature.
		<i>Days.</i>	° F.	° F.
Egg	616	4.0	34.0	136.0
Larva	313	9.8	32.2	315.6
Pupa	530	5.5	33.2	182.6
Total development, sum of stages	1,459	19.3	32.9	634.2
Observations on entire period	887	19.6	32.2	632.0

In studying the influence of temperature on development the figures upon the separate stages serve best, as they give the widest range. In each stage it may be seen that the maximum time is nearly, if not quite, four times the minimum, while the average effective temperature difference is in the inverse order, but about 2 to 1. In comparing the minimum and maximum total effective temperatures, it appears that when the average temperature is lowest the total heat required to complete the development of the stage is nearly twice as great as when the average temperature is highest. The length of the developmental period is therefore not exactly inversely proportional to the change in temperature. The retarding influence of decreasing temperature appears to affect each of the immature stages in very nearly the same degree. The total effective temperature required forms a specific constant, which is fairly uniform for average effective temperatures of between 30° and 40° F. These temperatures would, during most seasons, prevail from June to October, inclusive. As the average effective temperature falls below 25° F., however, there results a great and disproportionate retardation in the development. The reason for this difference may lie in the fact that when temperature is ascending from 32° F. it must attain a higher point to start weevils into activity than that at which the same weevil will cease activity when the mercury is going down.

The observations upon the length of the entire developmental period were made upon several different series of weevils. As is clearly shown in the summary given in the latter part of the table, the sum of the average lengths of the three stages agrees remarkably closely with the length of the entire period as found in the 887 cases observed. This close agreement, reached by entirely different methods, indicates that the series from which the averages are obtained are sufficiently large to give constant results, and therefore that the average period of development throughout the season of weevil activity is very close to 19 days.

This thermal influence upon activity in feeding and oviposition may be shown by taking various lots of weevils at intervals through the season. For this purpose the work of 10 males and 10 females has been selected, using the laboratory records for each lot. The time covered is 25 days in each case to secure a fair average, and 25-day intervals separate the lots from each other. The season thus covered begins with June 6 and ends with November 28, 1903. To make the comparison fair, average conditions as to sex, age, and individual activity must be established, and the records have been selected with these conditions in view.

TABLE XXIV.—*Thermal influence on activity in feeding and ovipositing.*

Number of males.	Number of females.	Period.	Average effective temperature.	Total.		Daily average.		Average per weevil daily.	
				Feeding punctures.	Eggs.	Feeding punctures.	Eggs.	Feeding punctures.	Eggs.
		1903.	°F.						
10	10	June 6 to 30.....	32.1	2,189	794	87.6	31.8	4.4	3.2
10	10	July 25 to Aug. 19.....	36.5	2,325	1,061	93.0	42.4	4.7	4.2
10	10	Sept. 14 to Oct. 8.....	32.7	1,540	659	61.6	26.4	3.1	2.6
10	10	Nov. 3 to 27.....	24.6	900	217	36.0	8.7	1.8	0.9

The average number of daily feeding punctures is reckoned for both sexes alike. Though the females made more than half, the proportions can not be positively separated, and it would make no difference if it could be done. It is noticeable that the period of greatest activity comes in midsummer, with the first, second, and third generations actively at work. Hibernated weevils working in June show greater activity than do the mixed generations which occur together in September and October, though the temperature does not greatly vary. In November, with a marked fall in temperature, there is a corresponding decrease in work, but especially is this noticeable in egg deposition. It appears that at this season and later on the weevils are mostly eating to live until it becomes cold enough for them to hibernate.

INFLUENCE OF RETARDED DEVELOPMENT UPON SEX.

For these experiments five lots of selected infested squares were picked from plants in the field. In most cases the eggs had been deposited long enough for warts to become fully developed; in other cases the squares showed egg punctures which had been made so recently that warts had not yet formed. The age of the infestation at the time the squares were picked ranged, therefore, probably between two and six days. These infested squares were kept at a low temperature in the ice box especially constructed for the purpose. Two lots were kept at about 45° F. during the night, but removed to ordinary outdoor temperatures during the daytime, cold and warm thus alternating. Three lots were kept continuously at a temperature ranging between 62° and 70° F. The checks upon these experiments were all kept at ordinary outdoor temperatures. The plan was to determine each day the sex of such weevils as emerged. From the check lots of squares 36.4 per cent of the weevils emerging were males, and these required upon an average a total effective temperature of 588.8°. The 63.6 per cent of females required an average total effective temperature of 587°. The results of the tests are shown in the table on page 101.

TABLE XXV.—*Influence of retarded development upon sex.*

Mean average effective temperature.	Average time under that temperature.		Number of males produced.	Number of females produced.	Average total effective temperature.	
	Males.	Females.			Males.	Females.
° F.	<i>Days.</i>	<i>Days.</i>			° F.	° F.
18.4	37.6	34.0	3	18	692	625.0
19.5	28.9	28.6	39	22	563	563.0
23.0	20.8	19.8	25	33	478	455.0
23.0	22.0	22.2	25	25	506	511.0
23.0	28.8	25.9	17	10	662	596.0
a 21.4	a 25.4	a 25.1	b 100	b 108	a 548	a 531.3

a Average.

b Total.

With lots 1 and 2 the temperature alternated from an average of 33.8° effective temperature during the daytime to an average of 3° effective temperature at night. Number 1 became very dry, and development was slightly delayed because of this fact. Among the squares kept continuously at a low temperature, lot 5 was under test for a larger portion of the developmental period than any other lot. It is noticeable that in this case, in which the influence of the low temperature was continued for the longest time, the largest proportion of males was produced. As a whole, the table shows that there is a comparatively slight difference between the average of the total effective temperature required for the development of males and that required for females. A careful study of the table indicates that development at a low temperature has some tendency to produce a larger proportion of male than female weevils, and this is certainly the case in the late autumn (see p. 44).

LABORATORY EXPERIMENT IN EFFECT OF TEMPERATURE UPON LOCOMOTIVE ACTIVITY.

The experiments here given were performed by Dr. A. W. Morrill. In the absence of apparatus especially designed for such work, use was made of a very simple device, constructed as follows:

A thermometer was passed through a cork and inclosed in a test tube, which in turn was placed within a hydrometer cylinder of sufficient depth to inclose it (Pl. XVI, fig. 72).

Weevils were inclosed in the test tube with the thermometer, and the temperature of the cylinder varied either by heating gently or by the use of ice water. Starting with the thermometer at 64° F. the 10 weevils inclosed were found to move slowly, half of them being quiet. As the temperature was gradually raised the activity of the weevils increased up to 105° F. When the temperature reached 95° F., or over, the weevils were running up and down the tube. By filling the cylinder with cold water the temperature was lowered to 86° F., at which point the weevils began to cluster at the top on the cork and were crawling slowly. By the addition of ice in the cylinder the tem-

perature was lowered to 59° F., at which point 5 weevils were sprawling on the bottom of the test tube or clinging to one another, 4 were clustered on the stopper, while 1 was slowly crawling downward. At 50° F. 6 weevils at the bottom showed slight signs of life and 1 was crawling slowly. At 45.5° F. slight signs of life were still shown, while at 40° F. occasional movements only were noted. Upon the temperature being raised weevils began crawling as 50° F. was passed, and at 64° F. all had left the bottom and were crawling upward. Some recovered much more quickly than did others.

The temperature was again lowered, this time by the use of salt with ice. All movement ceased at 37° F. The cooling, however, was continued to 33° F., after which it was slowly raised to 42° F., at which point movements began.

In a general way these results agree quite closely with outdoor observations.

GRADUAL DEVELOPMENT DURING HIBERNATION IN SOUTH TEXAS.

In southern Texas larvæ and pupæ which are in squares when frost comes are not always killed thereby, but slowly finish their development if the weather is warm enough for any activity, and the young adults thus developed may live the winter through without feeding. As observed by Mr. E. A. Schwarz in the winter of 1901-2, weevils may pass the winter in either larval, pupal, or adult stages, but the last named is by far the most common stage.

It is likely that a large part of the weevils found in the squares and bolls during the first part of the winter will be in the larval stage, while, owing to the slow development which takes place, a larger percentage of adults will be found toward spring. Mr. J. D. Mitchell, of Victoria, Tex., took a number of live larvæ, pupæ, and adults from bolls in a field in that locality on December 26, 1903, after "two hard frosts and one freeze." Two weeks later, from a field at the same locality, after three hard frosts and two freezes, he took another lot of live specimens in these three stages. In the latter case the bolls examined were on stalks which had been plowed out two weeks before and were ready for burning at the time examined. Mr. Mitchell, who is an excellent and reliable observer, writes: "On December 26 there was still some sap in the cotton stalks," and on January 10, when the second examination was made, "there was absolutely none." "The larvæ seem to thrive and arrive at perfection in the dead and dried bolls. A frost or freeze at 30° F. does not hurt the larvæ or pupæ in dead bolls in the field." As the two lots, taken together with four others sent January 17, 31, and February 7 and 14, 1904, include 197 specimens (23 larvæ, 30 pupæ, and 144 adults), it is evident that large numbers of weevils go into the winter in the immature stages, and there is every

probability that, in the southern part of the State at least, many of them live and mature, emerging in the spring. It may be that this gradual maturity of the hibernated weevils is one of the reasons why they emerge so irregularly from their winter quarters.

SEASONAL HISTORY.

HIBERNATION.

ENTRANCE INTO HIBERNATION.

Not all weevils go into hibernation at the same time, but as the mean average temperature falls to between 55° and 60° F. they gradually cease feeding, and, numbed and sluggish, they crawl into almost any place which furnishes them some measure of protection from the cold.

Even after frosts have blackened the foliage and squares and entirely checked the growth of the plant, some weevils can be found moving in a cotton field upon warm days. Weevils which are old and nearly exhausted die as the cold weather comes on. Their vitality has been expended in other ways and they do not survive the winter. Many of those which are still vigorous and strong will continue to feed a little, and females will occasionally deposit eggs so long as cotton remains green.

Temperature and available food supply seem to be the most important factors in determining the time of hibernation. In general, it may be said that many weevils are active so long as their food continues in fit condition to sustain them. Some, however, undoubtedly seek shelter before frosts occur. From numerous observations made in the laboratory, it appears that weevils will starve when deprived of cotton if the mean average temperature continues long above a point somewhere between 60° and 65° F. As the mean average falls below 60° , hibernation may take place successfully.

In determining the latest date at which the stalks may be destroyed and still accomplish as great destruction of the weevils as is possible, it is important that we should know approximately the time at which weevils begin to go into hibernation. Naturally, this time will vary considerably between the northern and southern portions of the State, the variation being parallel with the fall in temperature. Terrell, Tex., was one of the northernmost localities available for observations in 1904. Unfortunately conditions at this point were so modified by defoliation of the cotton by the leafworm in October as to interfere considerably with the normal action of the weevils. In portions of the fields which remained green most weevils disappeared during the latter part of October and the first of November. Throughout November a few weevils still remained active, and occasionally upon warm days weevils emerged from infested bolls.


At Victoria a series of observations begun on November 11 showed that there was a decided falling off in the number of weevils to be found in the fields between November 20 and December 8. Between November 11 and 19 five examinations, covering a total of 8,157 squares, showed that at that period one square in nine, or 11 per cent of the squares, sheltered an adult weevil. By December 8 an examination of 2,000 squares showed that the percentage had fallen to 6. At Victoria, therefore, it is evident that the burning of stalks should have been practiced not later than November 15 to 20. This period followed closely the occurrence of the first light frost on November 12, 1904, and it is probable that some such general relationship to temperature conditions may be established. The following average minimum and mean average temperatures prevailed:

Date.	Mean average.	Average minimum.
	°F.	°F.
November 1 to 11.....	62.2	51.8
November 12 to 18.....	59.3	44.3
November 19 to 30.....	63.9	55.0
December 1 to 10.....	55.6	46.4

Apparently weevils will begin to enter hibernation any time after the mean average temperature falls below about 60° F.

SHELTER SOUGHT IN HIBERNATION.

Hibernating weevils are to be found in many situations in the field. Where the cotton stalks are allowed to stand throughout the winter they furnish the weevils both the means of subsistence late in the fall and an abundance of favorable hibernation places throughout the field. The prospects of successful hibernation are thereby multiplied many times; and, furthermore, the weevils are already distributed over the field when they first become active in the spring. The grass and weeds which almost invariably abound along fence lines are exceedingly favorable to the successful hibernation of many weevils, so that it will be found generally true that the worst line of infestation in the spring proceeds from the outer edges of the field inward. Where cotton and corn are grown in adjacent fields, or where, as is sometimes the case, the two are more or less mixed in the same field, many weevils find favorable shelter in the husks and stalks of the corn. An especially favored place is said to be in the longitudinal groove in the stalk and within the shelter of the clasping base of the leaf. Perhaps the most favorable of all hibernating conditions are to be found among the leaves and rubbish abounding in the edges of timber adjoining cotton fields. From such places the weevils are known to come in large numbers in the spring. The timber fringes present greater difficulties in the way of removing the favorable conditions than do any of the other places mentioned.



CONDITIONS FAVORABLE TO HIBERNATED WEEVILS.

Fig. 73, View of field showing relative size of seppa and planted cotton on April 15, 1904; fig. 74, relative size of seppa and planted cotton on May 14, 1904; fig. 75, corner of field around which were very favorable conditions for hibernation of weevils during winter 1902-3 (original).

DURATION OF HIBERNATION PERIOD.

As the observations upon this point have nearly all been made at Victoria, Tex., the statements made refer especially to that locality. It must be borne in mind that latitude and altitude, as well as seasonal variations, will influence the limits of this period. In general, however, it may be said that hibernation begins at about the time of the first hard frost, and that it continues until the mean average temperature has been for some time above 65° F. In the spring of 1903 weevils left hibernation quarters at Victoria only when the mean average temperature had been for some time at about 68° F. While it is true that weevils if disturbed in hibernation are active at much lower temperatures than this, for some reason they do not leave the shelter of their hibernation places.

At Victoria, Tex., the average hibernation season may be said to extend from about December 1 to about April 1, or a period of about 4 months. In the spring of 1904 weevils began coming from hibernation by the middle of March and it is certain that the last had not emerged by the middle of May. In more northern latitudes hibernation will, as a rule, begin earlier and last later, covering a period of from 4 to 5 months.

APPARENTLY FAVORABLE CONDITIONS FOR HIBERNATION.

In December, 1902, a series of experiments was started to test the influence of various conditions upon the successful hibernation of weevils. Owing to the writer's absence from Victoria examinations could not be made at intervals, as would have been desirable. But at the middle of April, 1903, careful examinations were made to ascertain the shelter in which live weevils were found. In the preparation of hibernation jars several inches of dirt were placed at the bottom, and above that a variety of such rubbish as was thought might tempt the weevils to shelter. Dead banana leaves, hay, cotton leaves, dry bolls, squares, etc., were among the things used as rubbish. As several of these were placed in each jar the weevils had an opportunity to choose their shelter. Among the 39 which lived through the winter, 19 were found in the banana leaves, 7 in hay, 5 in dry cotton leaves, 4 were buried in dirt, 3 were on the surface of the soil, and 1 was hiding in an open boll. It appears, therefore, that 31, or 80 per cent of the 39 live weevils, were found in what may be termed "leaf rubbish." It was noted also that 25 of the survivors passed the winter out of doors in various locations, while 13 were under shelter indoors. Of the weevils placed out of doors all but one lot were protected from the rain. The 15 weevils contained in the jar which became wet all died, while but few of the jars which were dry failed to show a live weevil in the spring. Leaf rubbish and dryness appear to be favorable factors in successful hibernation.

PERCENTAGE OF WEEVILS HIBERNATING SUCCESSFULLY.

It is a very significant fact that of the 240 weevils taken from the field at the middle of December, 1902, and placed in hibernation, 38, or 15.8 per cent, passed the winter successfully, while of the 116 weevils adult before November 15, 1903, only 1, or less than 1 per cent, survived. It is evident that the weevils which pass the winter and attack the crop of the following season are among those developed latest in the fall and which, in consequence of that fact, have not exhausted their vitality by oviposition or any considerable length of active life.

Naturally the percentage of weevils living through the winter will depend largely upon favorable climatic conditions and the accessibility of suitable shelter. It would be utterly impossible to determine this question under actual outdoor conditions, and our inferences must be drawn solely from percentages found to survive under cage conditions. In the laboratory tests referred to in the preceding topic 356 weevils were used. Of these, 240 were brought from the fields at the middle of December, 1902. Among these weevils, 38, or 15.8 per cent, survived. The remaining 116 weevils were all adult after September 25, 1902, and had been kept under observation in the laboratory. One single weevil, adult November 12, was the sole survivor of this lot. Since the weevils brought from the fields in the middle of December would be a correct average of those entering hibernating conditions, we may disregard the laboratory-bred specimens in drawing our conclusions. The conditions offered would seem to have been favorable, and when this is the case out of doors it appears that about 1 in 6 of weevils found in the field at hibernation time may pass the winter successfully. This seems a very high percentage, but when we consider the numbers of hibernating weevils often occurring upon young cotton in the spring it seems not improbable that during favorable seasons something like this percentage of the weevils finding favorable shelter will live. Of course, the percentage finding favorable shelter will be extremely variable, and it is in reducing the number and accessibility of favorable locations that the cotton planter has one of his very best opportunities to effect the destruction of a multitude of weevils, and thus greatly reduce the number which will emerge from hibernation and attack the crop of the following season. With shelter removed, cold and changeable weather will inevitably destroy many, and, in fact, most, of the weevils which would otherwise survive.

TIME OF EMERGENCE FROM HIBERNATION.

Emergence depends largely, as has been already shown, upon the mean average temperature prevailing. The presence of food does not seem to affect it. In the season of 1903 for one month preceding

the emergence of weevils at Victoria the mean average temperature was 65.4° F. For the first two weeks of April it averaged 68.4° F. Weevils left their winter quarters from the middle to the last of April. While the mean average temperature for May was nearly 3° lower than the temperature prevailing at the time of emergence, weevils remained actively at work in the fields. In the fall also weevils remained at work at a lower temperature than that which seems to be necessary to draw them from their winter quarters. The reason for this fact is not apparent, but it is certain that once having left hibernation weevils will remain active at considerably lower temperatures. If the temperature becomes too low they remain quiet without taking food for long periods of time. If taken from their winter quarters weevils will be found active at ordinary day temperatures long before they would normally venture from their hiding places of their own accord. Weevils thus removed have been kept for a month without food or water, and they then assumed their normal activities when food was supplied to them.

After considerable search at San Diego in the spring of 1895, on April 27 Mr. Schwarz found the first specimens working upon seppa plants from roots which were then 2 years old. As the weevils first appeared in that locality in August, 1894, the number of hibernating weevils could not have been as great as in succeeding years, and consequently in the spring of 1895 hibernated specimens were "exceedingly rare." At Victoria, Tex., in the spring of 1902, Mr. Schwarz found the first weevils working upon volunteer plants on April 15. In the same locality the writer found, in 1903, that most weevils left their winter quarters between April 10 and May 1. Evidence was found indicating that in some fields they began to move as early as March 28. At Calvert, Tex., also in 1903, Mr. Harris found the first weevils working on cotton on April 12. At Victoria, in 1904, weevils were found in numbers upon seppa plants on March 14, and they were found moving in the field at intervals throughout the winter.

GRADUAL EMERGENCE FROM HIBERNATION.

Field observations at Victoria in the spring of 1904 added greatly to our knowledge of the habits of hibernated weevils as they emerge. The opportunities for such observations were exceptionally good. The winter preceding was mild and dry, so that large numbers of weevils hibernated successfully. The same conditions insured the growth of a considerable number of seppa plants, which were also favored by warm weather early in the spring.

The field in which observations were made contained about 65 acres. On this area all seppa cotton was repeatedly destroyed, except upon two plots which were kept for observations. Plot A, upon which observations in regard to the emergence of weevils were made, was

between 4 and 5 acres in extent. Plot B, separated from plot A by a distance of several hundred yards, was between 2 and 3 acres in extent. The general plan was to examine all seppa plants on plot A at intervals of about 1 week, collecting all weevils which might be found at each examination. As there were no other cotton fields in the locality, it was safe to assume that all of the weevils found at these successive examinations had come from hibernation within the limits of that field. Owing to an unusual drought during March and April the seppa plants obtained about 6 weeks' start of the planted cotton (Pl. XVII, figs. 73 and 74), and thus the comparatively small area kept for examination was not influenced by any counter attraction of cotton in other portions of the field.

TABLE XXVI.—*Gradual emergence from hibernation.*

Number of examinations.	Date.	Number of seppa plants examined.	Number of weevils collected.
1	March 18	250	19
2	March 25	400	20
3	March 31	540	26
4	April 5	530	35
5	April 12	400	60
6	April 16	200	40
7	May 1	250	24
8	May 11	420	152
9	May 17	670	95
10	May 19	503	60
11	May 21-24	1,543	102
12	May 26	194	15
Total		5,900	648

From these observations it appears that normal emergence takes place some time in April or May in central and southern Texas, whether earlier or later depending largely upon the earliness of the season. Furthermore, the emergence of the first weevils may take place from 6 to 8 weeks before that of the last. In this fact lies one of the two great obstacles which prevent the successful application of poisons to the early plants as a means of destroying the weevils. The second obstacle is explained on pages 109 to 110. Doubtless many weevils perish soon after emergence, even if they succeed in finding food, while many others never succeed in reaching a food supply.

DISTANCE HIBERNATED WEEVILS WILL FLY TO FOOD.

As a preliminary observation to obtain some idea as to the flight of hibernated weevils, two specimens were taken in a closed room, each being marked so that they could be distinguished. The plan followed was to liberate them as far as possible from the windows, then follow the course of their flight, estimating the distance covered each time. In this way weevil A, in the course of nine successive flights, covered a distance of about 194 feet; weevil B, in three flights, covered a dis-

tance of about 60 feet. Upon the following day weevil B was found dead, while weevil A was yet alive and active.

In making field observations, four series of weevils were used, each series being distinctly marked for recognition at subsequent observations. These series were liberated at intervals between April 16 and May 14. At each time it was certain that large numbers of hibernated weevils were emerging. The distance from cotton at which the liberation of the various series took place ranged from 125 to about 600 yards. No other cotton fields were in the vicinity. Most of the weevils were liberated south of the field under observation, in the midst of a considerable area of grass land, so that no obstacles could be expected to interfere with their movement back to the cotton field. As the general direction of the prevailing breeze was from the south, the weevils had the advantage of this factor in their movement.

TABLE XXVII.—*Flight of hibernated weevils to food.*

Date of liberation.	Number of weevils in series.	Distance and direction of liberations from cotton field.	Results.
1904.			
April 16.....	50	600 yards south.....	None found at cotton.
April 23.....	10	100 yards south.....	
	10	100 yards southwest.....	Do.
May 11.....	10	160 yards south.....	
Do.....	15	225 yards south.....	Do.
	25	125 yards south.....	
Summary.....	120	4 weevils found at cotton in next 12 days.
			4 found at cotton.

Upon the liberation of these weevils general observations were made as to the height and distance of the initial flight. It was found that when the breeze was quite strong the weevils were very unwilling to take wing, and could be induced to do so only when sheltered from the breeze. At such times their flights were very short. The weevils started from near the surface of the ground, flying at an average height of about $2\frac{1}{2}$ feet, and in the initial flight covering an average distance of 13 feet. Out of 120 weevils liberated, only 4, or $3\frac{1}{3}$ per cent, were ever seen upon the cotton under examination, which constituted the nearest possible food supply for those weevils. In the case of these 4 weevils it was found that they averaged to cover a distance of 500 feet in four days. Doubtless nearly if not quite all of the remainder perished without reaching food. Though observations upon the area of seppa cotton were continued for about 3 weeks after the liberation of the last series of weevils, no additional specimens were found after the twelfth day, two of the weevils reaching the cotton in 3 days.

GRADUAL ATTRACTION OF HIBERNATED WEEVILS TO SQUARES.

Beginning early in the spring of 1904 a large series of observations was undertaken to determine the general movement of hibernated

weevils, to find how rapidly they became concentrated upon plants bearing squares. At the time of beginning the observations no plants had begun to form squares. The first squares were observed upon several plants on April 15, and the first eggs were found deposited in squares on April 26. These plants were thickly scattered through the field, and consequently the distances through which they would exert an attractive influence upon the weevils could not have been great. (Pl. XVII, fig. 74.)

Upon May 9 to 11, between three and four weeks after squares had begun to form, a complete examination was made of all plants growing upon an area of about three acres, and a census was taken to determine the number of weevils present, the number of plants bearing squares, and the proportion of weevils found upon plants with and without squares. In this examination 857 plants were carefully examined. At that time 32.5 per cent of this total number were bearing squares which were large enough to be attractive to the weevils if they were seeking squares for oviposition. Upon the first 45 rows, which were not quite so far advanced as in other portions, 22 per cent of 451 plants had squares; upon these rows 61 per cent of the 159 weevils taken were found upon 51 plants bearing squares, and 39 per cent were found upon 51 plants not having squares. In the next 21 rows, which were considerably more advanced in growth, among 406 plants 43 per cent had squares, and these plants had at that time 94 per cent of the weevils found, while the 57 per cent of plants without squares had only 6 per cent of the weevils found.

An exact idea of the relative condition of the seppa and planted cotton upon the dates April 16 and May 14 may be obtained by reference to Plate XVII, figures 73 and 74. Upon the latter date the planted cotton had, upon the average, six to eight leaves and no squares, while one-third of all the seppa plants examined had squares, many of which were fully four weeks old. In spite of the fact that much of the cotton had been in so attractive a condition for so long a time, these plants had attracted only three-fourths of those weevils which were found in their immediate vicinity. From these facts it seems safe to conclude that even under the most favorable conditions the inefficiency of trap rows or trap plants has been demonstrated.

GENERAL MOVEMENT OF HIBERNATED WEEVILS IN FIELD HAVING CONSIDERABLE SEPPA COTTON.

Beginning early in April, 1904, a series of observations was undertaken to show the general direction and distance of the movement of hibernated weevils in a field before the planted cotton was in condition to attract them as food. At the middle of April all seppa plants in a field of 65 acres were destroyed, except those growing on two plots—one 4 acres and the other about 3 acres in extent. These plots were located upon the southern edge of the field. The general

direction of the wind for several days after April 15 was from the south, and during this time few if any weevils came to the plots of seppa which had been preserved. Upon April 22 and 23 the entire field was thoroughly cultivated. At about the same time the wind changed, blowing from the north. During the next two or three days large numbers of extra weevils were found along the ends of the rows on the northern edge of the plots under observation, at a distance averaging less than 50 feet from the ends of the rows. At that time planted cotton had not broken ground and all other seppa cotton in the field had been destroyed about 10 days before these weevils were found. Considering the change in direction of wind which had taken place in the meantime, it is evident that the movement of the weevils was in some degree related to the direction of movement of the prevailing wind.

Between May 3 and 28 about 60 healthy hibernated weevils were so marked as to be individually recognizable. These weevils were placed

upon vigorous seppa plants, and observations made to locate them upon succeeding days. To facilitate the keeping of the records, the plot was divided by east and west lines into 8 sections, with 45 rows running north and south. At the beginning of the observations with each weevil a stake was placed beside the seppa plant upon which the weevil was located, with a tag bearing data as to the

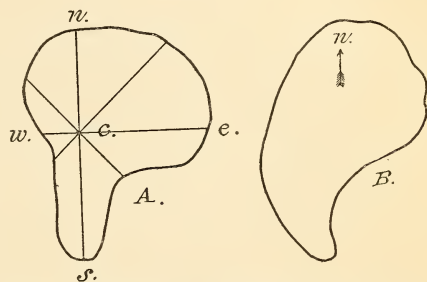


FIG. 4.—A. Diagram of total distances and directions of movement in field of seppa cotton; B. Approximate outline of present weevil-infested area in the United States (original).

date, the number of the row and section in which the plant was located, with the number of the weevil and its particular mark. Three-fourths of the weevils thus liberated were located upon two or more dates. When a weevil was found to have moved, the distance and general direction of the movement were recorded upon the tag, which was then moved to the new location. When a weevil was not found upon a succeeding date, the original location of the tag was preserved until the weevil was either found or given up as lost. If found after an interval of several days, the range of time during which the total movement from the original location had been effected was noted upon the tags. Doubtless, in many cases, the movement recorded was a component result of several movements, but, even if so, the general result of the observations is not affected by that fact.

In compiling the general results of these observations, all movements in one direction are taken together. If it be assumed that these movements radiated from a common center of infestation, the general result may be shown diagrammatically, as in figure 4.

TABLE XXVIII.—*Summary of distances and directions.*

Direction.	Distance.	Direction.	Distance.
	<i>Fect.</i>		<i>Fect.</i>
North.....	530	South.....	643
Northeast.....	662	Southwest.....	185
East.....	682	West.....	160
Southeast.....	293	Northwest.....	383

Whether it be merely an unrelated coincidence, or a general result from similar factors in each case, it is interesting to note that the diagram of general movement of weevils as found in this field of seppa cotton is strikingly similar in outline to the present area of weevil infestation. Merely to show this interesting likeness, and not because the likeness has any special significance, an outline of the weevil-infested area is also given in figure 4.

From the records of these observations it was found that the maximum time one weevil remained upon a single plant was 18 or more days, the observations having been discontinued after the eighteenth day. The average time positively found in 73 cases was 4 days, with a possibility for this same number of observations of $6\frac{2}{3}$ days. Probably a true average lies approximately between these results, and, if so, we may assume that about $5\frac{1}{3}$ days usually intervene between the movements of each weevil. In the whole series of observations, extending over 25 days, for weevils which were subsequently found after being liberated, but 57 movements were recorded. The total of these movements averaged but 62 feet each in 177 movement days. This would give us an average movement of but 0.35 foot per day for each weevil in a field where seppa plants were quite abundant, where squares were forming upon fully one-third of the plants, and during a period for which the mean average temperature was 78.6° F.

APPARENT DEPENDENCE OF REPRODUCTION UPON FOOD OBTAINED FROM SQUARES.

During the fall of 1902 a series of experiments, lasting for 12 weeks, was made to determine the length of life of weevils fed solely upon leaves. In one lot, consisting of 9 males and 8 females, the average length of life of the females was 25 days, while that of the males was 36 days. Though this period far exceeded the normal time usually passed between the emergence of adults and the beginning of egg deposition, no eggs were found. Dissection of the females which lived longest showed that their ovaries were still in latent condition, though the weevils were then 81 days old. Few instances of copulation were observed among weevils fed upon leaves alone, and among nearly 70 weevils which were thus tested no eggs were ever deposited. After a period of 3 weeks upon leaves, 11 weevils were transferred to squares. Females in this lot began to lay in 4 days, and 4 of them deposited 323 eggs in an average time of 20 days. The

conclusion seems plain that so long as leaves alone are fed upon, eggs do not develop, while a diet of squares leads to the development of eggs in about 4 days. It is worthy of note that the interval between the first feeding upon squares and the deposition of the first eggs is almost the same with these weevils taken in middle life as with weevils which have just emerged.

An examination of hibernated females taken in the spring of 1903, which had fed for 6 weeks upon cotton leaves, showed that their ovaries were still latent. Copulation was rarely observed among hibernated weevils until after squares had been given them. In a few days after feeding upon squares, mating and oviposition began. The average period was from 3 to 5 days, and, having once begun, oviposition continued regularly.

It has been found that food passes the alimentary canal in less than 24 hours. Assimilation, therefore, must be very rapid. It is evident that while leaves will sustain life certain nutritive elements found only in squares are essential in the production of eggs.

These experiments were repeated in 1904 with similar results.

Upon dissecting weevils just taken from hibernation, it was found that females contained no developed eggs, but that their ovaries were in an inactive condition, similar to those of females which had fed for months entirely upon leaves during the previous fall. Upon examining females taken from seppa cotton later in the spring, but before squares had appeared, it was found that they also were in similar condition. This was also true of females kept in the laboratory from the time of emergence from hibernation until squares became abundant with only leaves for food. It seems peculiar that upon a purely leaf diet eggs are not developed, but all observations made indicate that this is the case. It can not be said definitely whether the females examined had been fertilized, but it is certain that they were not ready to deposit eggs.

PROGRESS OF INFESTATION IN FIELDS.

From among the many notes made upon this point the results of the study of two fields are here presented. The first field, consisting of about 15 acres, had been planted in cotton for several years and was closely surrounded by other cotton fields. The second field of 35 acres was upon newly broken land and situated in a comparatively isolated location.

Examinations were made frequently to determine approximately the percentage of infested squares present in various parts of these fields. The conditions of the examinations were made as uniform as was possible. The fields were divided into blocks, and practically the same ground was covered in each block upon succeeding examinations.

TABLE XXIX.—*Progress of infestation, field 1, Victoria, Tex.*

Block.	Date.	Number of squares examined.	Number of squares infested.	Percentage.	Remarks.
	1908.				
I	June 8, 9.....	4,200	675	16.0	Work of hibernated weevils only.
	July 13.....	467	211	45.0	Second generation at work.
	July 22.....	249	193	77.5	Third generation beginning.
	August 4.....	278	224	80.6	
	August 29.....	91	85	93.5	About four generations now working.
II	July 30.....	358	168	46.6	Much cotton dying from root rot.
	August 1.....	331	148	44.7	
	August 4.....	300	100	33.3	
	August 20.....	699	636	91.1	
	Total.....	6,973	2,440	35.0	

The observations made in Block I cover a longer period, and are, therefore, more suggestive than those made in Block II. Evidently infestation began with the first appearance of squares. So long as the hibernated weevils alone were at work the percentage did not increase very rapidly, but with the advent of the second generation a much larger proportion of the squares became infested. Corresponding increases are seen with the third generation, but from that time on so large a proportion of the squares were infested that the percentage did not increase so rapidly. It may be noted in each block that the maximum percentage of infestation is slightly over 90. Some clean squares may always be found, however numerous the weevils may be, but those which escape weevil puncture are mostly less than half grown, so that while the percentage varies but slightly, few of these clean squares would escape the later attacks of the weevils and form blooms. In Block I the infestation was quite general. The situation of the block was especially favorable to the hibernation of a large number of weevils. Bounded on one side by a fence row, on the opposite side by a cornfield, and at one end by the buildings used by the tenant, an abundance of hibernating places was afforded the weevils, and as a result they came into the field in the spring from all those directions (Pl. XVII, fig. 75). It was noticeable, however, that the portion of greatest infestation early in the season lay in the corner between the fence row and the buildings. From the fence row especially the weevils spread toward the center of the field.

The second field, as has been stated, was comparatively isolated, so that infestation first began late in the season. Block I in this case lay in the corner between crossroads. Block II adjoined the road farther on, while the third block was taken as far from these two as was possible. Infestation began in the corner covered by Block I. In studying this block, lots 1, 2, and 3, as numbered in the table, were taken diagonally across the block, away from the corner. Block II was separated from Block I by corn, the ends of the rows being at the road which passed the point of original infestation. The lots in Block

II were taken in their order at varying distances from the road. Block III was some distance from the others. In this case lot 1 was taken along the edge on the side toward the other blocks, while lot 2 was taken in the middle of the block.

TABLE XXX.—*Progress of infestation, field 2, Victoria, Tex.*

Block.	Lot.	Date.	Number of squares examined.	Number of squares infested.	Percentage of infestation.	Remarks.
1903.						
I	1	{ August 6.....	225	45	20.0	} Infestation began in this corner.
		{ August 22.....	414	351	84.8	
		{ August 6.....	210	12	5.7	
I	2	{ August 6.....	200	0	0.0	} Lot 2, in middle of Block I.
		{ do.....	200	0	0.0	
		{ August 22.....	362	241	66.6	
I	3	{ August 22.....	185	62	33.5	} Lot 3, opposite corner of block from lot 1.
		{ August 24.....	180	156	86.7	
		{ August 13.....	202	31	15.3	
II	1	{ August 24.....	136	105	77.2	} Lot 1, near public road, passing lot 1 of Block I.
		{ August 13.....	150	9	6.0	
		{ August 24.....	200	130	65.0	
II	2	{ August 13.....	150	9	6.0	} Edge of block.
		{ August 24.....	200	130	65.0	
		{ August 17.....	218	91	41.7	
III	1	{ August 29.....	259	228	88.0	} Middle of block.
		{ August 17.....	166	38	22.9	
		{ August 29.....	330	290	88.0	

From a study of Block I it is evident that infestation began some time in July, since when first found it was entirely restricted to a small area. A study of each block chronologically shows the steady but rapid progress of the weevil, as does also a comparison of the three blocks at the nearest possible dates. The tremendous activity of weevils in midsummer and the possible rapidity of their spread is clearly shown in this field.

A study of two other fields yielded practically similar results. The dates of examinations, with the percentages found in each case, will be given. In field 3 there was found, upon June 2, 3 per cent of infestation; on July 16, 25.9 per cent; on August 15, 65.9 per cent. This field was from native seed and was planted about three weeks earlier than field 4, which was of King seed, and just across a turn row from field 3. In field 4 infestation began very late, as on August 8 there appeared to be only 2 per cent and on August 15, 23.6 per cent, while on August 26 it had increased to 91.5 per cent, which is about the usual percentage of maximum infestation.

TABLE XXXI.—*Observations upon infestation, various localities, 1904.*

Locality (Texas).	Number of plots under examination.	Number of examinations made.	Period covered.	Total squares examined.	Average percentage of squares showing weevil attack.	Total number of weevils taken with squares.	Average percentage of squares containing weevils.	Total number of small bolls examined.	Average percentage of small bolls attacked by weevils.	Average percentage of squares showing attacks by other insects.	Average percentage of clean squares.
Calvert	12	2	1904. Aug. 23 to Sept. 9.	2,754	94.0	251	9.1	1,175	94.7	1.8	4.2
Corsicana:											
A	12	5	July 29 to Sept. 12.	6,951	72.4	376	5.7	2,506	71.9	.6	27.0
B	11	5	July 28 to Sept. 12.	4,534	80.4	407	9.0	3,261	64.9	.6	19.0
Mexia	15	5	July 30 to Sept. 13.	6,445	64.4	317	5.0	4,618	64.9	1.2	34.5
Palestine	22	2	Aug. 26 to Sept. 14.	3,719	91.3	274	7.4	2,456	92.8	.7	8.2
Victoria	11	13	June 18 to Sept. 24.	13,227	54.2	170	1.3	544	66.9	6.1	44.6
Wharton	4	4	July 22 to Aug. 25.	5,005	65.0	167	3.3	230	46.4	10.2	25.3
Total	87	June 18 to Sept. 24.	42,635	1,962	14,790
Average	6	70.1	4.6	80.0	2.2	27.7

Under the conditions usually prevailing cotton will cease to make when about two-thirds of the squares have become infested, since the weevils have then become sufficiently numerous to attack nearly all of the remaining clean squares before they have time to bloom and form bolls. Even bolls which have set before this percentage of infestation is reached are not entirely safe, as the smallest ones will be more readily attacked by weevils, as they have greater difficulty in finding uninfested squares.

WEEVIL INJURY VERSUS SQUARE PRODUCTION.

At the beginning of infestation the indications of the weevil's presence are inconspicuous. Even when considerably advanced most farmers do not recognize the injury, and thus are led to believe that the insect has not appeared. Among the most conspicuous indications of the weevil's presence may be mentioned the falling of infested squares. As the squares remain on the plant after they become infested fully as long as they lie upon the ground between the time of their falling and the emergence of the weevil, it is plain that less than half of the actually infested squares will ordinarily be observed. Previous to falling, infested squares gradually turn yellow, and in most cases flare somewhat; but flaring is by no means as closely related to weevil injury as might be supposed. As the percentage of infestation increases, the great numbers of squares on the ground must attract attention. (Pl. XV, fig. 68.) Shedding of squares may take place for other reasons than the attack of the weevil, but in fair weather, when

large numbers of squares are found upon the ground, the weevil is probably present. As infestation approaches its climax there is a great decrease in the number of blooms, and when a field is found at blooming age with many squares but no blooms the weevils are almost certainly abundant. The conditions named form the most conspicuous indications of practically total infestation. During the season of 1903 it was found that a condition of total infestation was reached some time between August 1 and 20 in most fields within the infested area. This condition is, as a rule, coincident with the appearance in large numbers of weevils of the fourth generation. The exact time will vary in different seasons, and even in adjacent infested fields, because of varying conditions.

Not only is the maximum number of weevils present in the field in midsummer, but their capacity for injury is also greatest at that time. Practically all of the crop that will be made must have been set before this time. After this bolls will form only by accident.

A large series of examinations made by Messrs. Harris and Morrill at Calvert, Tex., shows the very rapid increase in the percentage of infested squares which usually takes place a few weeks earlier than it did in 1903. The figures given in each column in the table show also the closeness with which the weevil activity kept pace with the formation of squares after the period of maximum infestation had once been reached. The general influence of climatic conditions may be seen by a comparison of the last two columns in the table, but this point would be much more clearly shown by a series of examinations made during the first half of the growing season, at which time temperature and moisture would have greatest influence upon weevil development and injury. One hundred squares were picked promiscuously in each block for the determination of the percentages given in the columns for these 34 blocks, thus making a total of 17,000 squares examined.

TABLE XXXII.—*Study of the infestation of the cotton fields at Calvert, Tex.*

Time of record.	Block.														
	1	2	3	4	5	6	7	8	9	10	11	12	20	21	22
1903.															
August 15-17.....	72	68	64	65	71	63	66	68	59	60	59	60	46	46	55
September 2-4.....	96	91	96	100	96	97	98	98	90	87	90	88	92	95	89
September 14-17.....	93	94	92	94	97	94	93	92	95	92	94	96	88	89	90
October 1-3.....	92	81	89	91	97	92	91	89	91	91	94	96	95	94	91
October 22-24.....	94	93	90	90	91	92	88	83	92	99	96	94	95	93	91

Time of record.	Block.														
	23	24	25	26	27	27 a	28	29	30	31	32	33	50	51	52
1903.															
August 15-17.....	48	50	51	47	49	52	51	58	54	54	57	55	62	66	58
September 2-4.....	69	94	91	91	83	93	95	91	91	93	93	97	89	94	96
September 14-17.....	92	91	92	94	93	92	90	96	94	96	93	94	93	92	85
October 1-3.....	94	94	90	96	93	94	92	92	95	99	91	96	92	87	89
October 22-24.....	95	91	89	98	94	91	97	90	97	95	97	93	96	97	97

TABLE XXXII.—*Study of the infestation of the cotton fields at Calvert, Tex.—Continued.*

Time of record.	Block.				Average infestation for entire 34 blocks.	Climatic conditions.
	53	54	55	56		
August 15-17.....	64	69	67	62	<i>Per cent.</i> 58.88	Rainfall in July, 1903, 8.61 inches (or nearly four times normal rainfall); Aug. 1 to 15, nearly normal rainfall (0.79 inch, Aug. 2). Average temperature, July, 85° F.; Aug. 1 to 15, 85½° F.
September 2-4.....	89	94	90	97	91.41	Rainfall from Aug. 15 to Sept. 2, 0.9 inch (nearly normal). Average temperature, same period, 84½° F.
September 14-17...	91	96	97	95	93.20	Rainfall from Sept. 2 to 14, 0.8 inch (about one-half normal). Average temperature, 83½° F.
October 1-3.....	78	92	88	89	91.56	Rainfall from Sept. 14 to Oct. 1, 0.14 inch (about one-tenth normal). Average temperature, 76½° F.
October 22-24.....	95	99	98	95	93.67	Rainfall from Oct. 1 to 22, 3.63 inches, (more than two times normal). Average temperature, 74° F.

Still another series of observations made by Doctor Morrill, at Austin, Tex., shows that similar conditions prevailed in localities nearly 100 miles apart. For each of these percentages 300 squares were examined, thus making 14,400 observations in the series.

TABLE XXXIII.—*Study of the infestation of cotton fields at Austin, Tex.*

Time of record.	Block.											
	1	2	3	4	5	6	7	8	9	10	11	12
1903.												
August 4-7.....	29.0	34.0	11.0	15.0	10.0	9.0	19.0	33.0	43.0	43.0	36.0	31.0
September 7-9.....	95.3	95.0	95.3	96.7	92.7	87.3	95.0	96.7	96.7	96.7	95.3	93.7
October 5-7.....	90.3	83.0	90.3	90.0	94.7	85.3	92.0	92.0	96.0	96.0	92.7	96.0

Time of record.	Block.				Average infestation, entire 16 blocks.	Climatic conditions.
	13	14	15	16		
1903.						
August 4-7.....	33.0	36.0	49.0	55.0	<i>Per cent.</i> 30.37	July rainfall, 12.65 inches (above normal 10.35 inches). Mean average temperature, July, 82.6° F.
September 7-9.....	93.7	93.0	98.3	97.7	95.25	August rainfall, 0.79 inch (below normal 1.64 inch). Mean average temperature, 82.6° F.
October 5-7.....	92.0	89.3	92.7	92.7	91.87	September rainfall, trace (below normal 3.72 inches). Mean average temperature, 76° F.

As the first records at Austin were made about 10 days earlier than were those at Calvert, they serve to show a much greater total increase in the average infestation during August, though the average daily increase in the percentage of infestation agrees very closely in the two localities, being 1.8 per cent at Calvert and 1.9 per cent at Austin.

EFFECT OF MAXIMUM INFESTATION UPON WEEVIL MULTIPLICATION.

As may be seen by reference to Tables XXIX, XXX, XXXI, XXXII, and XXXIII, maximum infestation is usually reached some time between August 1 and 20. It is probable that at that time the majority of the third-generation weevils are becoming adult. As shown on page 97, a conservative estimate would place the possible number of third-generation weevils at about 250,000 individuals. This number is practically all that can be produced upon each acre of ground. As soon as they become adult, therefore, and begin to attack squares, the field, within a few days, becomes overstocked with weevils.

A decrease in square production accompanies the maturity of the bulk of the crop, owing to the fact that the assimilative power of the plant is largely consumed in maturing seed. Dry weather normally occurring at this period also causes a decrease in the number of weevils present. Not only are there less squares to become infested, but each square is also subjected to greater injury, and many which would otherwise have produced weevils are unfitted as food for the larvæ by the decay which follows the numerous punctures. Several eggs may be deposited in one square, but as a rule only one weevil will result.

By this time the number of weevils has become so great that the supply of squares is insufficient to meet their need for both feeding and oviposition. Selection of squares, so that these two portions of their attack may be kept separate, can no longer be exercised. Female weevils are forced to deposit their eggs in squares which have either received other eggs or been largely fed upon, and a much larger proportion of squares at this time show that feeding punctures are made in squares having eggs or larvæ. By these two factors the mortality among young larvæ especially is greatly increased. Since the growth of the plant practically ceases during the period when the majority of bolls are opening, new squares are not formed, and consequently the number of weevils produced through September becomes comparatively small at that time; also many of the older weevils, especially those of the first generation, die normally. Comparatively few of the weevils developed in large bolls will emerge before October. In consequence of all these factors the actual multiplication of the weevil is not only checked but very greatly reduced within a few weeks after a condition of maximum infestation has been attained. While the actual number of weevils begins to decrease within a short time after the period of maximum infestation is reached, the apparent numbers may possibly be greater. The decreased number of squares serves to concentrate the weevils upon those remaining, and therefore the number of weevils found in any square will be so much the greater.

PROPORTION OF SQUARES ATTACKED THAT ARE NOT DESTROYED.

Observations on this point have been continued through two seasons. The results may be most briefly given in the form of a tabular statement.

TABLE XXXIV.—*Proportion of squares attacked that are not destroyed.*

Period.	Squares attacked.	Blooms formed.	Good bolls formed.
1903.			
June to August.....	334	<i>Per cent.</i> 18.3	<i>Per cent.</i> 5.7
September to November.....	68	20.0	6.0
Do.....	358	26.0	18.0
November to December.....	125	25.0	(a)
Do.....	51	27.5	(a)
1904.			
June to July.....	155	14.5	6.0
July to August.....	262	14.6	11.0
August to September.....	233	13.4	7.7
Total.....	1,856		
Average.....		20.0	10.0


^a Too late to reach maturity.

The results shown in the preceding table may be summarized by saying that upon the average one square in five of those attacked forms a bloom sufficiently perfect to open, and that one-half of the blooms thus produced, or 10 per cent of the squares attacked, ultimately result in the formation of normal bolls.

RELATION OF WEEVILS TO "TOP CROP."

The hope of gathering a top crop is the "will-o'-the-wisp" of cotton planters. After considerable cotton has been matured fall rains often stimulate the production of a large number of squares, and many planters are misled by the hope of gathering a large top crop from this growth. The joints of the plant are short, and the squares are formed rapidly and near together. Though weevils may have been exceedingly numerous in the field, their numbers will have become so decreased in the manner described under the preceding heading that they can rarely keep up with the production of squares at this period of rapid growth. Many blooms may appear, and the hope of a large top crop increases.

The fact, however, as stated by prominent growers, is that before the appearance of the weevil they actually gathered only about three top crops in 25 years. The chance of its development, though always small, becomes hopeless wherever the weevil is present in considerable numbers. (See Tables XXIX to XXXIV, and average of infestation of entire fields, p. 115.) Neither the hopelessness of gathering a top crop nor the actual injury which is being done to the crop of the suc-



FALL INFESTATION AND DESTRUCTION OF STALKS.

Fig. 76. A view of cotton stalk loaded with infested small bolls taken from field at time stalks should have been destroyed; fig. 77, a view of field showing many infested small bolls, stalks standing after they should have been destroyed; fig. 78, work of destroying stalks, forming windrows for burning (original).

ceeding year by allowing that growth to continue until frost kills it, is generally appreciated by planters. Because of the apparent abundance of squares and the presence of many blooms the plants are allowed to stand long after they might otherwise have been destroyed. As is the case in the early spring, however, the abundance of squares increases greatly the production of weevils; and though a few bolls may set, they are almost certain to become infested before they reach maturity. (Pl. XVIII, fig. 76.) Every condition, therefore, contributes to the production of an immense number of weevils very late in the season and at just the right time for their successful hibernation. As the result of this, far greater injury is done to the crop of the following season, with no actual gain in the yield of the present season. Furthermore, plants standing until frosts kill them are often allowed to stand throughout the remainder of the winter, and these furnish an abundance of favorable hibernating places for the weevils. (Pl. XVIII, fig. 77.) The consequence of this practice is that so many weevils are carried through the winter alive that the yield of the next year will be much less than what it might have been but for the farmer's indulgence of the forlorn hope of a top crop.

From these considerations it seems plain that within the weevil territory all hope of a top crop must be given up and the destruction of the stalks be practiced as early in the fall as may be possible. This practice is one of the essential elements in the successful control of the weevil.

SOME REASONS FOR THE EARLY DESTRUCTION OF STALKS.

It is naturally impossible to fix any date for the destruction of stalks which would apply to all localities and under all conditions. The condition of the soil must be considered as well as that of the maturity of the crop. While the condition of the soil can not be changed, the time of the maturity of the crop is largely within the control of the planter, since by early planting of early maturing varieties nearly the entire yield may be matured before the usual time of picking of the first cotton from native seed. Whatever the qualifications which must be made, they do not decrease the general strength of the reasons which may be given for the early destruction of stalks. The principal reasons are three in number:

First, the absolute prevention of development of a multitude of weevils which would become adult within a few weeks of hibernation time. The destruction of the immature stages of weevils already present in infested squares is surely accomplished, while the further growth of squares which may become later infested is also prevented. This stops immediately the development of weevils which would normally hibernate successfully, and by decreasing the number of weevils

which will emerge in the spring the chances of a good crop for the following season are greatly increased.

The second reason is that by a proper manipulation of the stalks a very great majority of the weevils which are already adult can be destroyed. One of the most successful practices is to throw the stalks in windrows (Pl. XVIII, fig. 78), and as soon as they have become sufficiently dry they may be burned. The practice of leaving every tenth row for a trap row, to be cut and thrown on the windrows at the time of burning, is not recommended, since it has not yet been shown to possess sufficient advantage to offset the trouble of dividing the work and the risk of carrying a large proportion of the weevils two weeks nearer hibernation time. If the weather is favorable, the burning may take place in about two weeks, and many of the weevils will not have left the cotton stalks by that time. In case rains delay the drying it will be found advantageous to expedite burning by the use of crude petroleum or Beaumont oil. Grazing the fields with cattle, as some have recommended, will destroy much of the growth and prevent further development of weevils, but it allows enough of foliage to remain to sustain the life of many which are already adult until it becomes sufficiently cold for them to hibernate. Not only does burning destroy most of the weevils, but it also destroys the shelter which might be afforded the few that would escape, and the chances of successful hibernation are largely decreased by this practice.

The third reason may be found in the fact that the clearing of the ground renders possible a deep fall plowing. This catches such weevils as might still be in squares on the ground. The ground becomes clean by this practice, so that no vestige of the food plant remains, and living weevils, if by any possibility they have escaped thus far, must either starve or perish from exposure. Furthermore, fall plowing places the ground in the best possible condition and makes it ready for immediate working as early as planting may begin in the spring, thereby saving delay in the starting of the crop. As stalks must be destroyed in some way before the field can be replanted, the practices here mentioned will not add greatly to the cost of destruction. Even if some cotton is present upon the stalks at the time of their destruction, this small item is hardly worthy of consideration in comparison with the greatly increased crop and the more early maturing and better quality of staple which may be obtained by the adoption of this recommendation.

Having studied carefully the methods of weevil control which have heretofore been recommended, the writers firmly believe that *the destruction of the stalks in the early fall is the most effective method known of actually reducing the numbers of the weevil*. Early destruction will cost but a small fraction of the expense necessary to the fre-

quent picking up of the squares infested by hibernated weevils in the spring, and is far more thorough as a means of reducing the numbers of the weevil than is the practice of picking hibernated weevils from the young plants.

Early destruction of the stalks is essential to the greatest success of any system of controlling this pest. All other practices recommended—early planting of early maturing varieties, thorough cultivation, fertilization, etc. (see p. 163)—though very valuable in securing the crop, are perhaps of greatest value because they prepare the way for this early destruction which so reduces the actual number of weevils hibernating successfully that the other recommendations may yield their best results. Since the earliest investigations made by this Bureau upon the boll weevil, it has been recognized that this practice is of the first importance, and the experience of recent years has but added certainty to this conviction. Planters have, however, been slow to change their methods of cultivation, but enough have adopted the recommendation to prove its efficiency. It must not be thought that the procuring of the *immediate crop* is the only desideratum. *Early and complete destruction of stalks is undoubtedly the most important single element insuring success for the subsequent year.*

DISSEMINATION.

Dissemination, in the broad sense of the term, may be considered as including all means or methods by which the weevil is spread to new localities. In the following paragraphs, under the subject of migration, are included those factors by which dissemination is accomplished through some effort upon the part of the weevil itself.

ARTIFICIAL AGENCIES.

Among these agents will be enumerated the principal factors assisting, either directly or indirectly, in the movement of the weevils apart from their own efforts. Two principal lines of spread will be found along railways and watercourses. Between localities separated by short distances traffic along highways is probably a large factor, and over longer distances the usual means of commercial traffic must be held responsible. Shipments of cotton, whether for ginning or in baled condition, are likely to carry many weevils. Shipments of seed for planting coming from infested localities are almost certain to carry weevils, and shipments of seed to oil mills may also assist in scattering them. The pests are often carried far outside of infested regions in the shipment of seed to northern and eastern oil mills. From the mills they are carried to the farmers in the hulls or other by-products used for feeding cattle. Many of the isolated colonies in northern Texas originated in this manner.

WEEVILS IN SEED HOUSES AT GINNERIES.

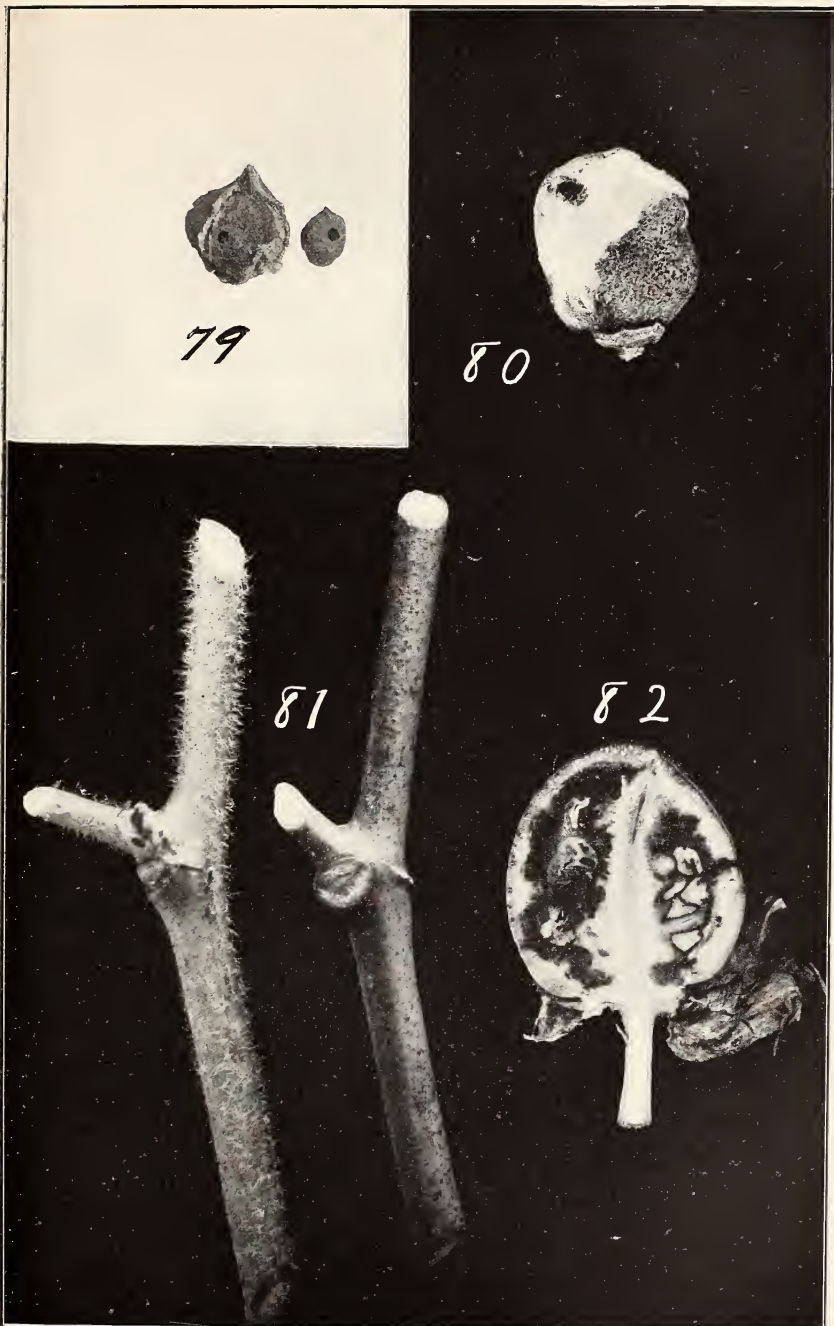
Careful observations made by Mr. E. A. Schwarz at Victoria throughout the winter of 1901-2 revealed great numbers of weevils about the gins. They occurred especially in the seed houses, and the danger of the transportation of the pests from one locality to another was most evident.

A casual examination of the dirt separators or cleaner feeders which are now in use in the more modern ginneries shows that immense numbers of weevils brought in from the fields are separated from the lint by these devices. Even where these separators are used, however, a short search will show that many weevils pass through, alive, into the seed house. A single hour's search in the seed house of a first-class ginnery, where cleaner feeders are in use, yielded seven boll weevils in perfect condition and a number of other and much larger insects. In addition to these, a number of fairly large spiders, most of which were in perfect condition, were also found. Occasionally pupæ may pass through the gins unharmed in small bolls in the cells formed by the larvæ. These cells are similar, both in size and shape, to the seed, and may often be mistaken therefor. (Pl. IV, fig. 17.) Distribution of weevils in seed is therefore easily possible, and uninfested localities should guard carefully against importing weevils in this way.

During the past season thorough studies have been made of various general systems and mechanical devices used to handle cotton from the wagon to the bale. Careful tests were made to determine exactly at what points the weevils passed through the machinery alive, thus escaping into the seed. Study was also made to determine the most effective devices now in use for eliminating or destroying the weevils in the process of ginning. The general results of these studies have previously been published in Farmers' Bulletin No. 209, entitled, "Controlling the Boll Weevil in Cotton Seed and at Ginneries."


GIN AGENCY AT BORDER LINE OF INFESTED TERRITORY.

Extended investigations made by a number of agents of the Bureau of Entomology early in the season of 1904 determined practically all points of infestation then existing in the western parishes of Louisiana, and in each case, so far as was possible, the source of infestation was traced. In this way it was found that during the fall of 1903 many cotton growers from the eastern edge of the infested district in Texas took their cotton across the line into Louisiana for ginning. At that time the Louisiana territory was not infested, but, through the practice mentioned, a number of gins became so infested with weevils that planters from the western parishes of Louisiana who came to these same gins with their cotton carried away weevils with the seed. It was found that these intermediate gins were largely responsible for



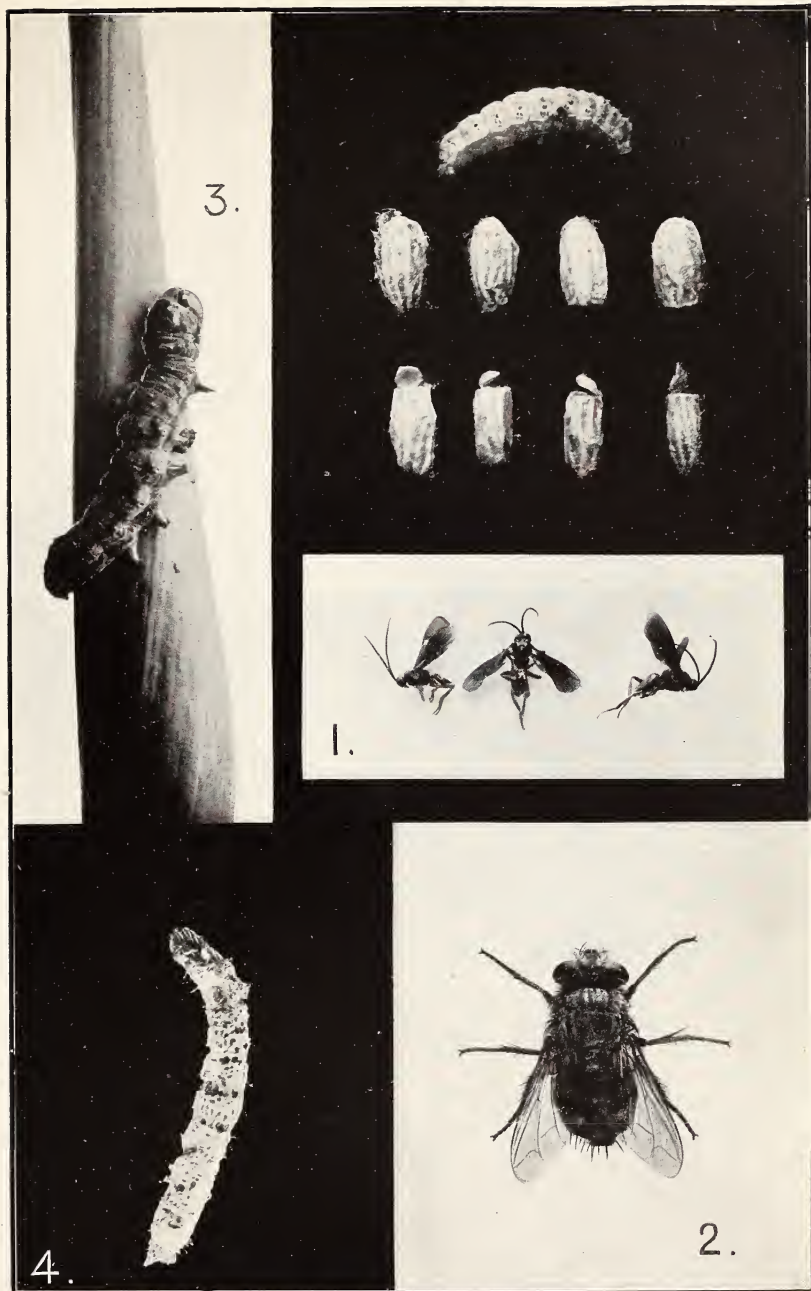
CONDITIONS FAVORABLE AND UNFAVORABLE TO WEEVIL SPREAD AND ACTIVITY.

Figs. 79, 80, Small bolls taken from cotton seed in uninfested territory which later produced weevils; fig. 81, comparison of pilosity on stems of King and Mit Afli cotton; fig. 82, section of boll injured by weevil feeding, showing puncture and dried gelatin formation—all natural size (original).



TWO VIEWS OF DEPARTMENT'S BOLLWORM EXPERIMENT FARM AT WILLSPOINT, TEX.

Fig. 2 illustrates how plots are separated by rows of sorghum; plot on right fertilized, on left unfertilized (original).



PLANT AND INSECT PARASITES OF THE BOLLWORM.

Fig. 1, *Microplitis nigripennis*, adults below; above, cocoons and parasitized bollworm, showing black scar made by the emerging grub; fig. 2, *Archytas piliventris*, a Tachinid fly parasitic on the bollworm; fig. 3, bollworm killed by bacterial disease; fig. 4, bollworm killed by fungus— all figures twice natural size (original).

numerous rather isolated infestations which were discovered early in 1904. The area thus scatteringly infested formed a narrow strip extending eastward from the area of general infestation varying in width from 5 to 50 miles, and comprising altogether an area of about 2,500 square miles. The widest portion of this area coincided with the region of greatest commercial activity.

DISSEMINATION THROUGH SHIPMENTS OF SEED COTTON AND COTTON SEED.

No more striking instance of the carriage of weevils in the seed cotton could be given than that by which the weevil was originally carried from the Brownsville region across a stretch of non-cotton-producing country nearly 100 miles in breadth to Alice, where the cotton was taken for ginning in 1893 and 1894. But for this assistance the invasion of the principal cotton-growing area of Texas might have been many years delayed.

Aside from circumstantial evidence, numerous observations have proven that weevils may, and often are, contained in shipments of seed from infested localities. Plate XIX, figs. 79 and 80, show two small bolls taken from seed thus shipped from infested to non-infested territory. When found, these bolls contained live weevils. This instance is only one of many that might be given.

On January 5, 1903, it was discovered that Texas-grown cotton seed was being imported into the southeastern part of the Laguna district in Mexico.^a Examination of this seed, made by Prof. L. de la Barreda, revealed the fact that six lots had been received from infested points in Texas and that each of these lots was at that time infested with live boll weevils. The results of an examination of samples from three consignments is given below:

TABLE XXXV.—*Results of examination of infested cotton seed shipped to Mexico.*

Number of sacks of seed examined.	Boll weevils found.	Alive.	Dead.
8	27	2	25
4	11	2	9
2	57	10	47
14	95	14	81

The results of these careful examinations show only too clearly the possibility of transporting live weevils in shipments of cotton seed.

^a Boletin de la Comision de la Parasitologia Agricola, II, 2, pp. 45-58.

TREATMENT OF SEED FOR SHIPMENT.

Since under exceptional conditions it is often desirable and sometimes necessary to allow limited shipments of seed from infested to noninfested territory, some means of treatment has been sought by which the danger of carrying live weevils with the seed will be practically eliminated. To discover some effective method of treatment each of the most promising fumigants was carefully tested. Among these carbon bisulphid (CS_2) proved to be most effective. Treatment with this, however, was successful only when the application was made with apparatus specially designed for this purpose. Instead of exposing the bisulphid above or outside of a mass of seed, as has been the usual practice heretofore, an apparatus was devised by which the vaporization of the liquid was forced and the vapor driven into the mass of seed and its diffusion accelerated by pressure from an air pump. This method of forcing the vaporization and diffusion of carbon bisulphid is original, and has been fully described in Farmers' Bulletin No. 209, pages 9-11. By it two men can treat fully a thousand bushels of seed in a day, with an expense, for bisulphid and labor, averaging about one-half a cent per bushel. Even with the most careful treatment, however, it can never be guaranteed that seed is absolutely free from the possibility of carrying live weevils, since, occasionally, the weevils may be found in small, hard, tightly closed bolls, such as were those shown in Plate XIX, figure 79, before the weevils emerged. It is doubtful whether even a thorough treatment with carbon bisulphid would destroy weevils so thoroughly protected as were these. The best that can be said of seed thus treated is that it is probably free from living weevils.

For methods and experiments dealing much more fully with the general subject of the relation of gins to weevil dissemination we must refer to Farmers' Bulletin No. 209.

Besides guarding against unrestricted movement by shipment of possibly infested seed, great care must be exercised to properly clean cars in which shipments have recently been made. Experiments made in this work indicate that a satisfactory method of treating such cars where steam connection is available is to close the doors as tightly as possible and turn into the car a jet of live steam, continuing the treatment for about five or ten minutes. This treatment has been found to kill weevils placed in the least exposed portions of the car. A general outline of the experiment by which this conclusion is sustained is as follows:

For treatment a box car was selected of 34 feet, inside measure, and having 60,000 pounds capacity. Weevils, part of which were fully exposed and part buried under about three-fourths of an inch of seed, were placed in the far corners of the car upon the floor. In one corner

also was placed a thermometer registering 140° F., which was the highest gradation obtainable. Steam under a pressure of 120 pounds was admitted through a half-inch pipe extending about 2 feet into the car and at about 2 feet from the roof. The temperature outside was about 55° F., with no wind blowing. The treatment was continued for five minutes.

Upon examination it was found that the thermometer bulb had been shattered; weevils fully exposed were all dead, while those buried in seed were still alive. In another treatment continuing for ten minutes the weevils buried in the seed were also killed.

These results indicate that as a general rule cars should be swept fairly clean before the treatment is attempted in order to insure success. The credit for these experiments belongs to Mr. A. C. Morgan.

DURATION OF LIFE OF WEEVILS BURIED AMONG VARIOUS GRAINS, ETC.

Owing to the fear that weevils will be shipped with grains, experiments have been made to determine how long weevils confined motionless, as they would be when buried in a mass of grain during warm weather, might survive. The result of this experiment may be compared directly with the duration of life of weevils without food but unconfined (p. 47).

TABLE XXXVI.—*Duration of life of weevils buried among grains, etc.*

Date started.	Number of weevils tested.	Character of burial medium.	Average duration of life.			
			Male.		Female.	
			Number.	Days.	Number.	Days.
1904.						
June 27 to July 1.....	10	Corn.....	5	3.4	5	3.4
June 24 to July 4.....	18	Cotton seed.....	9	2.2	9	2.1
June 25 to June 28.....	13	Excelsior.....	7	1.9	6	3.3
June 24.....	5	Hay.....	3	3.0	2	3.0
June 27 to June 30.....	15	Oats.....	7	2.7	8	3.25
July 7.....	14	Rice.....	8	3.4	6	3.0
April 8 to April 18.....	23	Unconfined.....	15	6.6	8	5.75
Total.....	98		54		44	
Average.....				4.0		3.5

NATURAL AGENCIES.

WINDS AND FLOODS.

Floods and the motion of water along watercourses frequently serve to distribute many weevils along the edge of high-water mark. As river valleys are largely devoted to cotton culture, this would seem to be no small factor in the transportation of weevils. Heavy winds early in the season seem to be of comparatively slight importance, as weevils do not take flight readily when a strong wind is blowing, but light, warm breezes, such as prevail throughout the coast country of

Texas, undoubtedly tend to carry the weevils in a general northerly and northeasterly direction. The severe equinoctial storms which frequently occur in Texas during September, at the very time that weevils seem to be most active in flight, have undoubtedly had a strong effect in carrying the weevils in this same general direction. Thus, after the severe storm which produced the disastrous flood at Galveston on September 8, 1900, it appears that the weevil had been spread northward over an area much larger than that covered by its usual annual migration. It seems altogether likely that the very warm, sultry period which almost invariably precedes these severe storms leads the weevils to take wing in large numbers, and the strong winds following these calms exert an influence in carrying the weevils which they have at no other season of the year.

MIGRATION.

Two principal periods of extensive voluntary movement on the part of the weevils may be found during the season. The first is when the hibernated weevils leave their winter quarters and go in search of food. Having found food, the movement is mainly controlled by the limitation of the food supply. So long as an abundance of growing tips or of clean squares is at hand, weevils will not travel far, but when the condition of total infestation is reached the period of greatest dissemination is also attained. In an attempt to secure an isolated location free from weevils, a small area was planted in the midst of a rice farm at Victoria, Tex., at a distance of more than a mile from other cotton. Whether the weevils reached this field by flight or by some other means could not be definitely determined, but in some way the field became thoroughly infested during July.

In any given field dissemination takes place mainly by the short flights and crawling of the weevils. The search of the female for uninfested squares is the principal factor in their spring and summer movement. This incident also appears to be one of the important factors in producing the annual migration which begins soon after the condition of maximum infestation has been attained. The exact time of beginning this movement seems to depend upon certain favorable climatic conditions accompanying an overstocked condition of the field.

A number of special agents of the Bureau of Entomology were fully engaged in following the movement and studying the conditions accompanying the migration of 1904. A careful study of this movement has been made by Mr. W. D. Pierce, who, between August and December, gave his entire attention to the study of the migration of the weevils. From his preliminary report have been taken most of the conclusions embodied in the following paragraphs upon this topic. The observations of a single season furnish insufficient data to allow of

drawing reliable conclusions as to the most potent influence that determined the direction and distance of flight. At this time, therefore, only the most significant facts observed can be given.

The border line of the generally infested area in Texas moved northward nearly 50 miles, reaching the limit of the area previously scatteringly infested. In a general way the migration of 1904 moved eastward from about the boundary line between Texas and Louisiana, covering a narrow strip outside the eastern edge of the previously infested territory. The movement began first upon the southern point of this strip, extending from southern Louisiana northward, thus Cameron, Calcasieu, and Vernon parishes became successively infested between August 1 and 15, and the movement continued from Vernon through Sabine, De Soto, and Caddo parishes between August 15 and 30. During September a comparatively small, restless movement of the weevils was noted, which carried the extreme limit of infestation somewhat farther eastward. During an unusually warm period prevailing during the early part of October a second general migratory movement took place, which, in turn, was followed by a restless movement similar to that occurring in September. The area newly infested by the August migratory movement included about 5,500 square miles, much of the territory covered being scatteringly planted with cotton. The October movement covered 2,000 square miles more, and brought the eastern edge of infestation into touch with the Red River Valley, and some of the richest cotton-growing area of Louisiana. The breadth of this newly infested strip was somewhat irregular, and averaged about 50 miles, in some portions reaching between 60 and 70 miles. The onward movement was checked by a marked fall in temperature occurring about the middle of October, and it ceased altogether with the occurrence of frost.

One of the most striking facts observed was that the weevils succeeded in crossing bodies of water which, in some cases, were fully 10 miles in breadth. Stretches of non-cotton-producing country were also passed which were fully 40 miles in breadth. During the entire period of migration it was noticeable that weevils in the fields took wing far more readily than they had done earlier in the season. In many cases, upon slight disturbance, weevils were seen to rise above the roofs of houses and the tops of tall trees and disappear from view. How high they ultimately rose in flight no one can say, for the eye could not follow them farther.

There are available no detailed daily reports showing the direction and velocity of the wind during the few days within which most of this migratory movement occurred. If such reports could be had they might show for that period a general atmospheric movement considerably different from the general average prevailing for the month.

fields all growth of cotton ceased. As the condition of maximum infestation had been reached by that time, the complete removal of foliage early in August allowed light and air to reach the unopened bolls of the bottom crop and hastened their maturity. For this reason alone many planters consider the leaf worm a friend rather than an enemy. In considering the effect which this defoliated condition must have upon the boll weevil, it must be remembered that wherever weevils are present in abundance there can be no possibility of a top crop. The work of the leaf worms does not, therefore, reduce by any considerable amount the yield which will be obtained. During severe attacks both foliage and squares are wholly destroyed. Thus the leaf worm not only cuts off directly and effectively the food supply of the weevils, but it also deprives them of shelter within a period of from 7 to 12 days. In many cases the multiplication of the weevils becomes practically stopped. Large numbers of the adults are forced either to move or to starve. Numerous observations have shown that multitudes of these adults die under these conditions in the field, and it is also certain that the condition of the cotton forces a general movement or migration of very large numbers of weevils when accompanied by favorable weather conditions. It is natural to suppose that this generally forced movement may result in a longer migration than would take place under more favorable food conditions. This of course would be unfortunate so far as the adjacent territory is concerned. It appears that exactly these conditions of defoliation, accompanied by favorable weather conditions, prevailed in east Texas during the autumn of 1904, and it is possible that they account in some degree for the long flights, which must have been taken by multitudes of weevils, covering in the course of this migratory movement a strip 30 to 70 miles in width.

If we turn our attention to subsequent conditions in the original field, we will find that the defoliation is really there a blessing. By hastening the maturity of bolls already formed the season is shortened and the way cleared for early destruction of the stalks. By complete and repeated defoliations the leaf worm accomplishes for the planter a partial early destruction of the plants. Fall development of the weevils is checked. Unsheltered adults perish or leave the fields, and inevitably the number of weevils hibernating there becomes very greatly reduced. It is perhaps unfortunate that the leaf worm seldom works uniformly throughout a field. Especially around the edges of the field large numbers of plants escape its attack, and not infrequently patches of considerable size in the midst of a field still remain green, while surrounding portions are completely defoliated. Upon the green areas the weevils gradually become concentrated, and there they not only exist, but may also reproduce somewhat until hibernation time arrives. It should not be thought, therefore, that the leaf-worm has done all the work of the destruction for the planter, but by

following up closely the good work begun by them, the planter may destroy the stalks so much earlier and thus provide a very efficient assurance for the next year's crop.

Most planters in the weevil-infested territory are now determined not to poison for the leafworm in the fall, since with both evils present, the weevil and the leafworm, the latter has become a friend rather than an enemy.

NATURAL CONTROL.

Doubtless many factors are concerned in the natural control of the boll weevil. The most important ones are probably included among the following topics:

MECHANICAL CONTROL.

PILOSITY OF PLANT OBSTRUCTING WEEVIL MOVEMENT.

In testing the susceptibility of various cottons to weevil injury it was found that the variety of Egyptian cotton grown (Mit Afifi) was more severely injured than was any other. The next in order were Sea Island and Cuban tree cotton, while the American cottons, represented especially by King's Improved, were less severely injured than were any of the others. It may be noted that the three varieties first mentioned seem more closely related to each other than any of them do to the American. The reason for the evident choice of these cottons was carefully sought for, but the only difference which seemed worthy of consideration was found in the varying degree of pilosity upon the stems (Pl. XIX, fig. 81). It was found that Egyptian stems were almost perfectly smooth, while Sea Island and Cuban resembled it closely in that respect. Many American cottons, and King's Improved especially, are quite pilose, and it was often noted that upon these weevils showed some slight difficulty in moving about or in climbing the pilose stems of the plant. While this obstacle to weevil activity may seem slight to account for the evident selection of the smoother varieties, no greater difference could be found. As is shown by Table XIV, on page 64, the selection is not due to a difference in taste of the squares.

In order to test the resistance which varying degrees of pilosity might offer to weevil progress, a number of experiments were made with various stems or fruits. In climbing upon the stems of King plants weevils would catch the spines with the forefeet while pushing themselves upward by means of the tibial spurs of the hind legs placed against the epidermis and between the spines. It was evident that their progress was considerably hindered, and several attempts were often made before a firm foothold was secured.

Okra pods were next tried, as upon them the spines are very short and stiff. Weevils climbed these pods with little difficulty.

The seed pods of Sunset Hibiscus were also tested. The spines



ENEMIES OF THE WEEVIL.

Fig. 83. Interior of square, showing dried gelatin formation among anthers, natural size; fig. 84, small larva of *Bracon mellitor* destroying large weevil larva inside square, natural size; fig. 85, *Pediculoides ventricosus* breeding upon nest of wasp larvæ, enlarged two diameters (original).

upon these are from 2 to 3 millimeters long; they stand thickly and are quite stiff. Over these spines weevils walked easily, but though they attempted vigorously to get their heads down between the spines far enough to feed, they were unable to do so. A number of weevils were kept for several days upon these pods, but they were unable to feed. The spines were then removed from a small area, and the insects began to feed immediately.

Weevils travel with difficulty over loose cotton fibers, as their feet become entangled among them.

PROLIFERATION AND ITS EFFECT IN BOLLS AND SQUARES.

In making careful examinations of thousands of squares and bolls attacked by weevils, it has been found that an abnormal condition of the interior usually follows closely upon the weevil attack. This condition is not, however, characteristic of weevil work, but appears to be a physiological reaction to injury such as feeding punctures made by weevils, bollworms, or other insects, in cases where the injury done is not sufficiently great to cause the immediate and total destruction of the square or boll attacked. The abnormal condition referred to is characterized by a change in texture and structure of the tissues which is very marked. The change appears to begin usually near the outer ends of the tissues which have been wounded by the attack, and is caused by a proliferation of tissue cells. It may be likened to a partial swelling of starch granules. The tissues lose their firmness, form, and normal texture, breaking up into a mass of soft pulpy granules or cells. This condition often spreads beyond the immediate point of origin (Pl. XIX, fig. 82). Not infrequently decay ensues, and the entire mass shrinks in volume and turns dark brown in color (Pl. XX, fig. 83). For the present purpose, and until a minute study can be made of this phenomenon, it will answer our purpose to describe this change as a process of gelatinization, and to call the pulpy transformed tissue gelatin, because of its general superficial resemblance thereto.

The nature of the change appears to be the same in both squares and bolls. By the increase of the pulpy mass considerable pressure is produced, so that frequently the squares are badly distorted in form, and bolls have been seen in which the pressure was so great as to force out a column of the gelatin through an open feeding puncture of a small bollworm.

GELATIN FORMATION IN BOLLS.

This formation occurs commonly in small bolls, and more rarely after the bolls become more than two-thirds grown or nearly matured. Examination of a series of about 800 bolls shows that in between 95 and 98 per cent of all locks attacked by the weevil gelatin formation results, regardless of the variety of cotton or the nature of fertilizers which may be applied. Rainy weather and wet ground seem to favor

the formation. The percentage of weevil larvæ found in these bolls was exceedingly small, averaging only about 5 per cent. The number was so small that no definite conclusions could be drawn as to the effect of the gelatin formation upon the development of larvæ, unless it be that the small percentage of larvæ found in itself shows that the formation was decidedly effective in destroying either eggs or very young larvæ, thus reducing greatly the number of weevils produced. Where larvæ were found it appeared that the percentage of mortality was somewhat greater in bolls from early maturing cotton than in the bolls from late varieties of cotton.

An examination of nearly 1,000 bolls, partly of King and partly of late cotton, in the autumn of 1903 showed a very decided difference in the percentage of dead larvæ found in the two varieties tested. In the native cotton the percentage of dead larvæ amounted to about 20, while in King over 41 per cent were dead. In this examination large numbers of larvæ were found. The results of the examinations in these two seasons are strikingly different, and as yet no explanation of the difference can be given.

GELATIN FORMATION IN SQUARES.

Experiments thus far made have failed to show that either the percentage of gelatin formation or the injurious effect of this formation upon weevil development can be changed by the application of various fertilizers or by any special treatment given the plant. Nitrate of soda and acid phosphate, alone and in combination, were the fertilizers used in the several tests made.

Comparative examinations indicated that a somewhat larger proportion of the squares attacked form gelatin in the case of early maturing varieties than with late native varieties of cotton; as in the bolls in the autumn of 1904 a large percentage of squares having a gelatinous formation failed to show any trace of weevil development, though external indications showed that the squares had received egg punctures. Gelatin formation has often been found to begin before the hatching of the egg, and apparently large numbers of young larvæ die when they hatch into this gelatinous environment.

This physiological reaction becomes, therefore, an important factor in the resistance of the plant to weevil attack, and from present indications it appears that if a truly resistant variety of cotton is ever produced its development will be based upon this factor.

CLIMATIC CONTROL.

Three principal factors affect the development, spread, and destructiveness of the boll weevil—temperature, precipitation, and food supply. So perfectly has the weevil become adapted to its single food plant that it is a very noticeable fact that the climatic conditions which are most favorable to the growth of the plant are most favorable also

for the normal activities and development of the weevil. Affecting one in the same direction as the other, the pest is, therefore, enabled to very closely keep pace with its food supply under all kinds of natural conditions.

The most favorable conditions for the weevil are a high temperature and abundant moisture throughout a long season. These conditions favor the growth of the plant and produce a very large number of squares, which supply abundant opportunity for the rapid multiplication of the weevils. Severe drought checks together the growth of the plant and the development of the weevils. It has not yet been determined whether the death of larvæ in fallen squares exposed directly to the rays of the sun is due principally to the heat produced or to the complete drying of the food supply. It is certain, however, that one or both of these factors produce a considerable mortality among the larvæ and pupæ so exposed during long-continued hot and dry weather occurring before the plants have become large enough to shade most of the ground. After that the shade produced prevents most of the good work of the sun in destroying weevils.

TEMPERATURE ENDURED BY WEEVIL LARVÆ IN SQUARES EXPOSED TO SUNSHINE.

During the middle of August, 1904, at which time it was expected that the maximum temperature for the summer would be obtained, over 500 squares were spread upon bare ground where fully exposed to direct sunshine. During part of these tests the thermometric readings were furnished by a maximum thermometer so wrapped with leaves as to give the mercury about the same protection from the sun as was had by larvæ in squares. In another part of the test a thermograph was properly adjusted and so placed as to record the temperature prevailing at the surface of the ground. The results of these tests appear in the following table:

TABLE XXXVII.—*Temperature endured by young stages in squares.*

Lot No.	Number of squares tested.	Maximum degree of heat.	Number of weevils developed.	Percentage of total squares developing weevils.	Percentage of total squares showing mortality.	Percentage of squares showing weevil development becoming adult.	Percentage of squares showing weevil development found dead.
		° F.					
1.....	25	117	7	28	0	100	0
2.....	25	120	10	40	8	83	17
3.....	25	117	11	44	0	100	0
4.....	25	120	5	20	0	100	0
5.....	25	117	5	20	0	100	0
6.....	100	119	20	20	3	87	13
7.....	100	119	43	43	1	98	2
8.....	100	118	61	61	6	91	9
9.....	100	118	59	59	2	97	3
Total.....	525		221				
Average.....		118		43	3	94	6

A comparison of the temperatures obtained at the surface of the ground with those recorded in a shelter such as is used by the Weather Bureau in obtaining all standard temperatures shows that at the surface of the ground in the sun the temperature ranges between 20° and 30° higher than the temperature recorded in the shade. The maximum Weather Bureau temperature obtained for the period of the test was 94° and 94.5° , while the ground temperature reached the maximum of 119° or 120° . The examinations made at these temperatures showed that they had produced practically no fatal effect upon the weevil larvæ and pupæ, since it is reasonable to assume that a small percentage may be expected to die even under the most normal conditions.

At Victoria it not infrequently happens that the temperature in the shade goes above 100° , though this temperature has not been reached during the past two seasons. It seems very probable that when the temperature in the shade reaches or goes above 100° F. the temperature at the surface of dry ground, especially if the soil be light and sandy, will be found to exceed 130° , and at that temperature a considerable mortality among weevil stages in squares exposed to the sun might reasonably be expected. It is probable that drought and dew conditions will be found to be important factors in determining the mortality in the sun.

In July, 1901, at San Carlos, Coahuila, Mexico, Mr. A. F. Rangel, in the course of observations and experiments which he made for Prof. A. L. Herrera, recorded a mortality amounting to 75 per cent among the larvæ in squares fully exposed to sunshine during a severe drought, while the temperature ranged from 104° to 117° F. at the surface of the ground and in the sunshine.

TEMPERATURE ENDURED BY WEEVIL STAGES IN WINTER.

It is still an open question as to how low winter temperatures the weevil can withstand. It is certain that in southern Texas many larvæ and pupæ slowly continue their development during the winter season. Mr. S. G. Borden, of Sharpsburg, Tex., in a letter written January 27, 1896, says:

Hands clearing up cotton stalks report plenty of the larvæ in dry bolls.

Mr. Schwarz found weevils hibernating in all stages, except the egg, at Victoria, Tex., during February, 1902. At the same locality in January and February of 1904, the weevils in larval, pupal, and adult stages were taken alive from dry bolls by Mr. J. D. Mitchell, a resident and cotton planter of that place.

After the weevils first made their appearance at San Antonio in the fall of 1895 they were supposed to have been entirely destroyed by frosts during the following winter. The lowest temperature recorded at San Antonio for that winter was 26° F. on December 30, 1895.

On January 2, 1896, Professor Townsend made an examination of the condition of the weevil, and, so far as he found, all larvæ in bolls were then dead, while pupæ and adults were all alive. In spite of the mildness of the remainder of the winter the weevils did no damage to the crop of 1896, and were not found in fields in which they were present the year before. In writing of this unexpected condition, on October 19, 1896, Professor Townsend says:

The timely drought of last of May and first of June is what killed the weevils this year.

There is therefore some doubt as to whether frosts or drought were responsible for the destruction of the weevils at San Antonio in 1896.

At Victoria, on February 17, 1903, the lowest temperature recorded by the Weather Bureau report was 20° F., but many weevils hibernated successfully. Doubtless much lower temperatures than this were experienced in more northern localities in the weevil belt, but in no place have the weevils been exterminated thereby.

A more extensive study of the effects of winter temperatures in various localities in Texas and Louisiana is being made at the present writing.

EFFECT OF RAINS UPON DEVELOPMENT OF WEEVILS.

It is often said by cotton growers that "rain brings the weevils." The principal reasons for this idea are that rains, in squaring time especially, produce conditions greatly favoring the immediate development and subsequent injury of weevils, while at the same time they make more apparent the amount of injury already done. An abundance of rain following a long dry period naturally causes great numbers of squares to fall from purely physiological causes, while at the same time it knocks to the ground such previously infested squares as have become weakened in their connection with the plant and which would fall naturally within a few days. The large number of squares to be found on the ground immediately after a storm would seem to account for the prevalence of the opinion mentioned. A large degree of moisture in fallen squares seems to favor directly the growth of larvæ within, thus producing quickly a large number of weevils ready to do further injury.

While it is a mistaken idea that rains first bring the weevils, it is true that they favor weevil increase in several ways. Frequent rains increase the growth of the plant and lead to the production of a larger number of squares which may become infested. Driving rains knock off infested squares, and by softening and moistening the food hasten the development of the larvæ within. Squares which are already upon the ground are protected during rainy weather from sunshine and drying. Rain hinders the enemies of the weevil far more than it

does the development of the weevils themselves. In several such ways rains contribute directly or indirectly to the more rapid multiplication of weevils and cause the common impression among cotton planters alluded to.

EFFECT OF WET WINTER WEATHER ON HIBERNATING WEEVILS.

Owing to the writer's absence from Victoria during the winter months, observations could not be made directly or immediately upon this point. It was found, however, that all weevils in hibernation tests which passed the winter successfully had been kept dry. The winter of 1902-3 was unusually wet at Victoria, and the number of hibernated weevils which were to be found on early cotton plants was noticeably less than during previous seasons which had been dry. It seems probable, therefore, that as many weevils perished from frequent wetting as from exposure to the cold. The winter of 1903-4 was generally dry and the number of weevils hibernating successfully was larger than in the previous year.

EFFECT OF OVERFLOWS IN FIELDS.

Unusually favorable conditions for these observations were obtained at Victoria in the season of 1903. During the latter part of February an overflow of the Guadalupe River covered many of the cotton fields along its course. The fields in which especial study was made were wholly submerged from one to several days. Cotton was planted in some of these fields between March 15 and 17. Owing to cold weather the growth of the plants was delayed and squaring did not begin until between May 10 and 17. Immediately after this date it was found that weevils were present and at work, and fallen squares were first found about May 23. From a study of this field it became apparent that the overflow had caused a considerably less decrease than had been anticipated in the number of hibernating weevils. Possibly the fact that the winter of 1902-3 had been exceptionally rainy may account for the lack of contrast in weevil abundance in overflowed fields and those which did not suffer in this way since, as has already been noted, hibernated weevils were unusually scarce, in the vicinity of Victoria, even on uplands.

Another period of high water occurred during the last of June and the first of July and gave a convenient opportunity to note its effect upon active weevils. Many fields were partially and some wholly submerged. This condition lasted for several days. Examination made after the recession of the water showed that many fallen squares which had certainly been in the water for some time contained uninjured larvæ and pupæ. Naturally eggs and larvæ found in squares upon the plants, even though under water for some time, escaped

unharméd. Weevils were working normally upon the plants. No diminution in their numbers could be seen and it was apparent that the overflow caused no check either to the development of the immature stages or to the activity of the adults. These observations emphasize the fact that the weevil can not be drowned out.

LABORATORY OBSERVATIONS UPON TIME WEEVILS WILL FLOAT OR
ENDURE SUBMERGENCE.

These tests were divided into two parts, each of which includes both the immature and mature stages. In each part floating and submergence were tested.

Sixty squares believed from external examination to be infested were floated in a driving rain for six hours. They were then removed and left for several days, during which time 75 per cent of them produced normal adults. Ten squares which were floated in driving rain for six hours were opened at once, and in every case found to be but slightly wet upon the inside. These contained 6 larvæ and 4 pupæ, and all were in perfect condition.

As squares float normally, submergence tests were considered extreme. Five squares were submerged for six hours, and after that produced 3 normal adults; 1 pupa died, and 1 square was found to have been uninfested. Five more squares were submerged for thirty-one hours. These produced 2 normal adults, and 1 pupa died in the process of molting after removal from the square. Death was probably caused in the last case by drying; 1 square was found to contain a dead pupa, and 1 was not infested. To test the possibility of its living, should the square be penetrated by water, a naked pupa was submerged for six hours, but in spite of this unusual treatment it produced a normal adult. Numerous larvæ removed from squares and placed in water pupated in one or two days, and several pupæ remained alive though floating for several days in water before they transformed into adults.

In the tests made upon the floating power of adults, weevils were isolated and placed in water in tumblers. They were dropped from a considerable distance above the surface, so that they became entirely submerged, and they rose to the surface naturally. The surface tension of the water was found to be sufficient to float weevils which were placed upon it carefully. The generally hairy condition of the surface of the weevil's body prevents its being readily wetted, so that it may struggle for some time in the water without becoming really wet. When dropped, as described above, weevils float head downward, with the tip of the abdomen above the surface. In the submergence tests weevils were held down by a wire screen, and all bubbles were removed from their bodies by a pipette, thus making the tests as severe as possible.

TABLE XXXVIII.—*Effects of floating and submergence on all stages.*

Conditions of test.	Time in test.	Dead at end of test.	Time before examination.	Normal adults after test.	Remarks.
Sixty squares floated in rain.	<i>Hours.</i> 6	<i>Days.</i> 4 to 8	45	5 squares contained dead larvæ; 3 pupæ destroyed by ants, and 7 uninfested.
Ten squares floated in rain..	6	None.	None.	Squares but slightly wet inside; 6 larvæ and 5 pupæ all alive and normal.
Five squares submerged.....	6	7 to 8	3	1 pupa dead; 1 square uninfested.
Do.....	31	1 pupa.	None.	2	1 pupa and 2 larvæ alive after test; squares not wet much inside.
One naked pupa submerged.	6	0	1	
Ten adults floated.....	25	0	6	
Do.....	112	1	2	6 recovered so as to feed, but 4 died in from 2 to 7 days; 1 lived 36 days and laid 58 eggs.
Five adults submerged.*...	3	0	3	
Do.....	15	2	3	2 males died soon; females laid 43 eggs in 15 weevil days.
Ten adults submerged.....	25	9	0	1 lived through test, but never fed.
Fourteen adults submerged.	48	14	0	

In the case of squares floating normally it is evident that they might remain in water for several days without injury to the weevil within. Very slight wetting of the cell takes place even under the extreme conditions of submergence. The effect of a brief flood would not, therefore, be at all injurious. As adults float as readily as do squares, they may also be carried long distances, and, furthermore, they are able to crawl out of the water onto any bushes, weeds, or rubbish which they touch. Even when floating for several days continuously they are able to live and may be carried directly to new fields. The floating of adults and infested squares explains the appearance of weevils in great numbers along high-water line immediately after a flood, and indicates that probably the most rapid advance the pest will make in the United States will be into the fertile cotton lands of the Red River Valley in Louisiana.

PROBABILITIES AS TO THE INFLUENCE OF CLIMATE UPON THE WEEVIL
IN COTTON REGIONS NOT NOW INFESTED.

The influence which the lower temperature prevailing over the northern edge of the cotton belt, and other varied conditions prevailing in special sections, may exert upon weevil development, destructiveness and spread is as yet largely problematical. A comparison of the data obtained at Victoria in 1902 to 1904, with that obtained at points in northern Texas and western Louisiana in 1904, throws light upon some of these points. It has been demonstrated that under the influence of the lower temperature prevailing at points like Terrell, Tex., there is produced at least one less generation of the weevil than at Victoria. In its migratory movement in the fall of 1904, the weevil covered a strip of new territory about 60 miles in width. The weevil is now about

to encounter a number of new conditions, and such questions as the rate of development and the degree of destructiveness which it may show under these conditions are of much interest, as there is now apparent no factor which promises to permanently check the onward movement of the pest before it will have reached the limits of cotton cultivation in the United States.

During the past century the attention of many botanists and zoologists has been drawn to the relations existing between geographic areas and the distribution of plants and animals. In this country the limits of the well-defined zones and the laws governing the distribution of plant and animal life through those zones have been most carefully determined by Dr. C. Hart Merriam, Chief of the Division of Biological Survey of the United States Department of Agriculture.^a A few years before the publication of Doctor Merriam's completed results Dr. L. O. Howard, Chief of the Bureau of Entomology, first applied the principles underlying geographic distribution to a study of the probable spread of a number of species of very injurious insects, most of which had been imported into this country,^b and recently he has made a more extensive study of a very practical nature concerning the geographic distribution of the yellow-fever mosquito.^c Many observations have shown that in general the limits of the spread of an imported insect pest may thus be approximately determined. It is therefore not out of place to consider at this time some points in regard to the probable status of the boll weevil in the cotton belt outside of Texas.

According to the map published by Doctor Merriam, the entire cotton-growing area of the United States lies within the Lower Austral Zone, the northern limit of which is marked by the isothermal line showing a sum of normal positive temperatures (above 32° F.) amounting to 18,000° F. The weevil has already become established near Sherman, Tex. As nearly as can be told from data at present available, the isothermal line passing through Sherman, if extended eastward, would pass along the Red River Valley, through the extreme southern part of Arkansas, across central Mississippi and Alabama, a little south of Atlanta, Ga., and thence curve northeastward through South and North Carolina. It therefore becomes evident that "temperature" will not prevent the spread of the weevil eastward. Even if it should not go beyond the isothermal line within which it now

^a Bulletin 10, U. S. Dept. Agr., Division of Biological Survey, Life Zones and Crop Zones of the United States.

^b Proc. Entom. Soc. Washington, Vol. III, No. 4, pp. 219-226. "Notes on the Geographic Distribution in the United States of Certain Insects Injurious to Cultivated Crops."

^c Treasury Department—Public Health Reports, Vol. XVIII, No. 46. "Concerning the Geographic Distribution of the Yellow Fever Mosquito."

thrives, its territory would still include most of the great cotton belt of the United States. Furthermore, there is no evidence to show that the weevil has yet reached its most northern limit, and the probability remains that it may yet show itself capable of existing anywhere within the Lower Austral Zone where cotton can be grown.

A comparison of the positive temperatures of various localities in the northeastern part of the cotton belt with that of Victoria, Tex., during the six months from June 1 to November 30, 1902, naturally reveals a considerable range of difference, as does also a comparison of the average temperatures prevailing in those localities during the same period for the preceding eleven years. Wherever it is considered in its effect upon the development of the weevil the temperature given is expressed in degrees of effective temperature—that is, the actual temperature above 43° F. The mean average effective temperature for any month multiplied by the number of days included has been considered as giving the total effective temperature for that period. While this method does not give exactly the correct figures, it will furnish data for a comparison of the various localities, and this study of temperatures will undoubtedly reveal facts which will exert considerable influence upon the status of the weevil in other localities into which it is liable to spread.

The total effective temperature for Victoria, Tex., from June 1 to November 30, 1902, was $6,607^{\circ}$ F. For the same period at Dallas, Tex., it was $5,626^{\circ}$ F., and at Atlanta, Ga., it was $5,052^{\circ}$ F.

The average mean total effective temperatures for the sections of Texas, Louisiana, and Georgia, as given by the Weather Bureau for a series of eleven years, are as follows: Texas, $5,716^{\circ}$ F.; Louisiana, $5,578^{\circ}$ F.; Georgia, $5,234^{\circ}$ F.

The effect of this decrease in temperature will doubtless be in some measure counteracted by a certain degree of adaptation thereto on the part of the weevil, but it still seems probable that in the temperature of Georgia a considerable reduction in the number of generations will be found. The emergence from winter quarters will probably be considerably later than the middle of April. The development of progeny will not be as rapid as has been described for Victoria, Tex., in preceding pages. Furthermore, it seems likely that during the warmest periods the life cycle will require from 22 to 24 days. The consequent limited number of generations in a season will be still further curtailed by the earlier period of hibernation, which it seems will begin as early as the latter part of October or the first of November, instead of during December, as was the case during the past three years at Victoria. The date of the killing frosts will, in a general way, fix the end of the active season for the weevil, and this will therefore vary considerably from year to year.

TABLE XXXIX.—*Temperature comparisons of various cotton sections.*

Month.	Monthly average normal mean for 11 years, 1892-1902.						
	Victoria, Tex., average (1902, 1903, and 1904 only.)	Dallas, Tex.	Shreveport, La.	Atlanta, Ga.	Texas section.	Louisiana section.	Georgia section.
	° F.	° F.	° F.	° F.	° F.	° F.	° F.
June.....	80.3	80.5	79.9	78.0	80.6	80.1	78.2
July.....	81.6	83.3	82.4	80.3	88.9	83.5	80.1
August.....	84.5	82.8	82.5	79.2	82.8	81.6	79.0
September.....	80.0	77.4	77.8	70.2	77.3	77.1	74.7
October.....	72.2	68.1	67.1	62.6	67.9	67.7	64.5
November.....	64.5	56.7	56.8	57.8	57.3	58.9	58.9
Average for 6 months....	77.2	74.8	74.4	71.2	74.6	74.6	72.2

From these considerations of temperature difference, and judging the varying influence as ascertained at Victoria, it seems that the weevil may prove less and less destructive as it spreads to the cooler portions of the cotton belt, though this supposition is likely to be modified by the ability to adapt itself to new conditions.

While it must be admitted that nothing, so far as now known, seems certain to prevent the spread of the weevil to any latitude where cotton is now grown, it does seem probable that its control may be more easily accomplished in the more northern portions of the cotton belt than in the Texas area now infested, and since it has been most positively demonstrated that better than the average crop may here be grown in spite of the depredations of the weevil, there would seem to be no special reason for a panic over the future of the cotton crop. (Pl. XXIII, fig. 93.) Cotton has been and still will be grown in spite of the weevil. The present promise is that those planters who enter the struggle with determination, and who adopt the advanced methods which have proven successful wherever tried, will realize practically as large a profit from cotton raising in the future as it has been possible to obtain in the past.

DISEASES.

Especially in moist breeding jars, weevils often die from what appears to be a bacterial disease. The body contents liquefy, turning to a dark brown in color, and have a putrid odor. Death follows quickly, though not until after putrefaction has begun. The frequency with which several weevils died in the same jar at about the same time indicates that this disease may be contagious. It has not been found in the fields, however, and may have been due entirely to abnormal laboratory conditions.

It is doubtful whether the following observations upon fungus attacks upon weevils should properly be classed with diseases, but as there is a possibility that the attack may have been of this nature, the observations may be given here.

In July, 1902, a lot of squares sent by mail from Calvert, Tex., to Victoria was so long delayed upon the road that they were very moldy when received. Thirteen apparently healthy pupæ were removed from these moldy squares with the intention of rearing the adults. The pupæ were kept moist, and in a short time 5 died, apparently from the attacks of an unknown species of fungus. The remainder were then kept dry, but in spite of this precaution 6 more died, only 2 becoming adult. In another lot of 27 pupæ, 5 died apparently from attacks of the same fungus.

Specimens of the dead pupæ were sent to the Pathologist of the Bureau of Plant Industry of the Department for determination of the fungus. It was pronounced to be a probably new species of *Aspergillus*. As no species of this genus is known to be parasitic, it may be that the pupæ died from some other cause and that the fungus was entirely saprophytic. The external appearance of the fungus so soon after the death of the pupæ, the large mortality prevailing, and the known fact that pupæ developed uninjured in the presence of many species of molds lead to the suspicion that it may have had some part in causing the death of the insects.

In 1894 Prof. C. H. T. Townsend, while engaged in the study of the boll weevil, found in a field at San Juan Allende, Mexico, a specimen of a dead pupa which had been attacked by a species of parasitic fungus (*Cordyceps* sp.). As no other cases of attack by this fungus have been reported, its occurrence is probably very rare.

PARASITES.

BREEDING OF PARASITES.

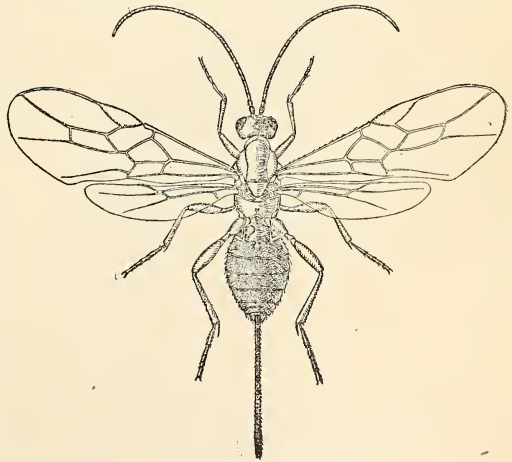
Owing to the importance attached to parasites in the control of many pests, considerable time has been devoted to the rearing of parasitic enemies of the boll weevil. From the very nature of the habits of the weevil, no perfectly satisfactory method of breeding these parasites could be devised. The apparatus used was exceedingly simple. Squares which were thought to be infested were picked or gathered in the field, and cleared, so far as was possible, of all that might produce parasites not developed from the weevils. Small lots of these squares were placed in paper bags, each fitting tightly over the open mouth of a glass jar. As both parasites and weevils upon emergence naturally make their way to the light, they could easily be seen in the glass jars and at once removed. Even when thus bred something must be known of the habits of each species of insect produced or of its close allies to determine whether it is really a parasite upon a weevil larva, a hyperparasite, or merely a vegetable feeder developed in the decaying square. Many small flies breed in such decaying matter and many were caught in the jars, but these must all be acquit-

ted of being parasites upon the weevil. The results are therefore made somewhat uncertain because of the impossibility of isolating the weevil larvæ. A condensed summary of the results in breeding parasites through two seasons' work is presented in Table XL.

TABLE XL.—*Breeding of parasites.*

Locality.	Collector.	Date.	Squares.	Weevils bred.	Parasites.	
					<i>Bracon mellitor.</i>	Other species.
<i>Squares picked from plants and from ground.</i>						
		1902.				
Calvert, Tex	G. H. Harris.....	July, August..	2,566	277	3	1
Victoria, Tex	W. E. Hinds.....	do	645	210	1	1
Guadalupe, Tex	{W. D. Hunter W. E. Hinds.....}	August	387	108	1	0
		1903.				
Victoria, Tex	W. E. Hinds.....	June	881	278	10	0
Do	do	July	264	111	3	1
Do	do	August	463	251	6	0
<i>Infested squares dried on the plants.</i>						
Victoria, Tex	W. E. Hinds.....	July, August..	342	120	45	5
Total.....			5,548	1,355	63	8

From these observations it appears that 24.4 per cent of the 5,548 squares used produced adult weevils, while only 1.3 per cent of the total squares contained parasites. Among the parasites obtained, 90 per cent were of the single species, *Bracon mellitor* Say (fig. 6; Pl. XX, fig. 84). A single specimen of another undoubtedly primary parasite, *Sigalphus curculionis* Fitch, was reared. A few specimens of *Catolaccus incertus* Ashm. may possibly have come from the weevil larvæ, but were more likely hyperparasites. According to the authority of Dr. William H. Ashmead, of the United States National Museum, to whom the writer is indebted for the specific determinations and also for information about the usual

FIG. 6.—*Bracon mellitor*, parasite of boll weevil—much enlarged (original).

habits of these parasitic insects, the following species, which were bred from squares, must probably be credited to some other host than boll weevil: *Chalcis coloradensis* Cress. and *Goniozus platynotæ* Ashm. were probably upon lepidopterous larvæ; *Eurytoma* sp. and *Eupelmus* spp.

usually attack dipterous larvæ in galls, and a number of specimens of a species of *Oöencyrtus* may have been parasitic upon the eggs of some lepidopteron or hemipteron, but certainly could not have reached the eggs of the weevil.

It is very noticeable that the dried squares which were picked from the plants produced by far the largest part of all the parasites obtained, 342 squares giving 50 parasites. In this lot, therefore, 14 per cent of the total number contained parasites of some kind and 13 per cent were undoubtedly developed from the weevil larvæ. Taking all other squares together, 5,286 yielded only 18 primary parasites, or only 0.3 per cent.

Previous efforts to breed parasites of the weevil yielded as meager results as those which have just been recorded, though they add to the number of species. In 1894 Prof. C. H. T. Townsend bred, at Corpus Christi, Tex., a single specimen of *Urosigalphus robustus* Ashm., which was in all probability a primary parasite, as was also *Bracon dorsata* Say, of which Mr. Schwarz obtained two specimens at Goliad, Tex., in the fall of 1895. A specimen of *Eurytoma tylodermatis* Ashm., also reared by Mr. Townsend, may possibly have had some other host.

Prof. A. L. Herrera has bred from weevils in the State of Coahuila, Mexico, a new species of parasite, described by Dr. W. H. Ashmead as *Bruchophagus herrerae*.

Pediculoides ventricosus Newp.—This small mite has been thought by some scientists to be the most promising parasite yet found attacking the weevil. It has been experimented with quite extensively by Prof. A. L. Herrera and his assistants of the Mexican Commission of Parasitology. The mites breed with extreme rapidity, the larvæ of wasps being their usual hosts (Pl. XX, fig. 85). Both sexes attain full physical and sexual maturity while yet within the body of the mother. The males are exceed-

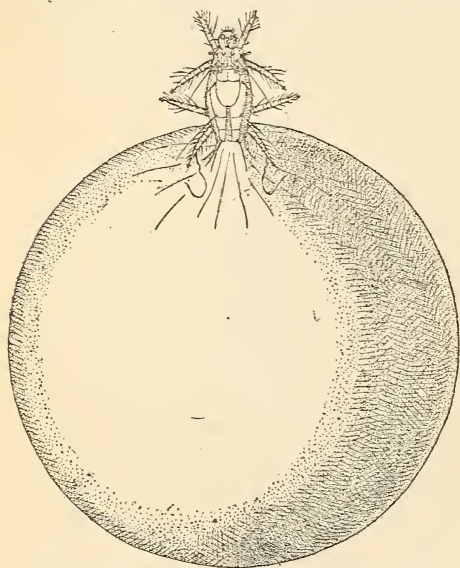


FIG. 7.—Enemy of cotton boll weevil, *Pediculoides ventricosus*—much enlarged (adapted from Brucker).

ingly tiny, as are also the females, when they first leave the mother mite. As the females become gravid, however, their abdomens swell to an astonishing size as compared with the rest of the body, being distended by the rapid growth of the young mites (fig. 7). When

these are born the mother dies, while the offspring mate and then immediately begin the search for food. The idea of the Mexican investigators was that these tiny parasites would be able to enter the square through microscopic orifices in the outer layers, and that they would attack and destroy the weevil larvæ and pupæ within. Upon his return from a trip to Mexico in the fall of 1902, the senior author brought with him, through the kindness of Professor Herrera, a supply of the parasites, from which others were reared for experimental work in Texas.

In the course of these experiments the possibility of the mites attacking larvæ, pupæ, or immature adults was tested. The observations made failed to show any positive ability on the part of the *Pediculoides* to penetrate the squares, as in only two cases were mites found in them and attacking the larvæ. In these two cases it seems entirely possible that the mites may have entered through feeding punctures or some other rupture in the floral envelopes.

Upon several occasions during the season of 1903 mites were distributed in badly infested cotton fields. Later examinations were carefully made, but they failed to show that the parasites had gained a hold or even that they had attacked the weevils in any stage.

These mites, if, indeed, they are of the same species as those described by Newport, are widely distributed and attack, to some extent, quite a large number of insects. If they really possessed the ability to get at the weevil larvæ and the predisposition to attack them when they could get to them in preference to other hosts, they should certainly have shown something of these capabilities somewhere within the infested area in Texas during the ten years that the weevil has been found there. As no such ability has yet been shown, we doubt that the *Pediculoides* will ever prove of any value as a parasite of the weevil in the United States, though it may be more efficient in more southern countries. Furthermore, it is said that even where the mites do become established they are so subject to the attacks of small ants that their efficiency becomes largely destroyed.

Several attempts have been made by agents of this Bureau to breed parasites of the weevil in localities which must be much nearer its original home than is Texas, but thus far these attempts have proven as fruitless as have those made in Texas. It seems desirable that this work should be continued so as to give a more complete knowledge of all the parasites of the weevil in its native home.

These results show how insignificant is the part which insect parasites play in the problem of controlling the boll weevil in Texas. The thorough protection of all immature stages of the weevil by several layers of vegetable matter and the protection of the adult by its hard, closely fitting, chitinous, external plates render very small the

hope that any parasite will ever become an efficient factor in controlling this dangerous pest.

There is at present, therefore, no promise of any considerable assistance in the control of the weevil by any parasite now known. Because of its peculiar life history the weevil is unusually exempt from the attacks of parasites. Even should one be found which could attack the weevil in some stage, it would probably still fail to be an efficient means of control, because, from the very nature of its parasitic habits, it is bound to be behind the weevil both in the point of numbers and in the time of its activity. While such parasites might serve to decrease the numbers of the weevil, every larva that becomes parasitized has already done its damage to a square.

In spite of the present unpromising outlook for the discovery of valuable parasites of the weevil, every effort to find such should be made. While earnestly hoping that effective parasites may yet be discovered or developed, it is folly for planters to neglect or delay the adoption of those methods of decreasing weevil injury which have already proven to be both practical and effective.

PREDATORY ENEMIES.

INSECTS.

NATIVE ANTS.

Insects which prey upon the boll weevil appear to be even fewer in number of species than are those which are parasitic upon it. The principal enemies of this class are ants, and where common these probably destroy more immature weevils than do the parasites. The first attempt to make practical use of ants in controlling the boll weevil was made by Mr. A. F. Rangel, who is connected with the Comisión de Parasitología Agrícola of the Mexican Government. In 1901 this investigator was informed by Mr. D. Juan José Rodríguez, who resides in the vicinity of Ciudad Porfirio Diaz, in the northern portion of Mexico, that an ant which prevented the development of the boll weevil had been discovered in that vicinity. It was thought at the time that as colonies of ants may be easily transported from place to place it might be possible to make extensive use of them. The field which seemed to have been protected by the ants had an area of several acres.

A number of colonies of this ant, which was determined by Prof. W. M. Wheeler as *Formica fusca subpolita perpilosa*, were transported a distance of some miles to San Carlos, where an attempt was made to establish them in cotton fields. It was found a comparatively simple matter to transport the ants in a device very similar to that subsequently used by Mr. O. F. Cook in the introduction of *Ectatomma tuberculatum*. Although the introduction of the ants to the cotton

fields seemed to be successful, the irrigation of the plants necessary in that climate resulted in the eventual destruction of the colonies, consequently no practical results followed the experiments. Some notes regarding this matter will be found in bulletin of the Comisión de Parasitología Agrícola, vol. 1, No. 7, p. 252, and in vol. 1, No. 9, p. 404.

Ants are frequently to be found in squares on the ground in the act of destroying larvæ or more often pupæ. Occasionally they have been found entering infested bolls which are yet hanging upon the plants and destroying the pupæ, which had become exposed by the premature cracking open of their cells. In some cases they have been known to destroy young adults which had emerged but not become fully hardened. Several species of ants are concerned in this good work. The most active is a small red ant, *Solenopsis geminata* Fab. (fig. 8). Another species belonging to the genus *Myrmica* also does considerable good.

In a number of cases various species of native ants have been observed in the act of carrying off the bodies of weevils which had died in the field. This has led numerous observers to suppose that the ants were killing the weevils; such, however, does not seem to be the case, except possibly in very rare instances. The principal attack of the native Texas ants is directed against the immature stages of the weevil, and by destroying these they undoubtedly accomplish a great deal of good.

GUATEMALAN ANT.

In April, 1904, there was discovered in Guatemala a species of ant (*Ectatomma tuberculatum* Ol.) which seemed to exert a controlling influence upon the multiplication of the weevil by killing and carrying off the adults. This ant is called by the natives the "kelep," or cotton-protecting ant. Its habitat ranges between the northern countries of South America and through Central America as far north as central Mexico. The discovery that this species is an enemy of the boll weevil was made by Mr. O. F. Cook, botanist in charge of Investigations in Tropical Agriculture, Bureau of Plant Industry.^a

Early in July Mr. Cook arrived in Texas with 89 colonies of these ants, including about 4,000 individuals. These colonies were distributed among various typical localities in Texas, and observations have since been carried on under the immediate direction of Mr. Cook. An account of the introduction of these ants, and some general

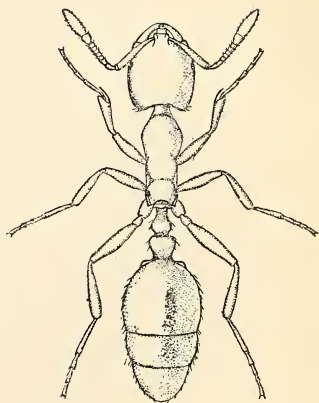


FIG. 8.—*Solenopsis geminata* Fab., ant enemy of boll weevil—much enlarged (original).

^a U. S. Department of Agriculture, Report No. 78, May 27, 1904.

observations relating to them, has been published as Bulletin No. 49 of the Bureau of Entomology. A more extended account, containing the result of the studies thus far made, is now in process of publication, and will be found in a forthcoming bulletin of this Bureau.

It should be stated that the work with this promising enemy of the weevil is yet only in the experimental stage. Two critically important questions which have yet to be answered are whether the keleps will survive the winter climate of Texas, and, if so, whether they can be obtained or propagated in sufficient numbers to serve the practical purpose for which they have been introduced.

An experience of at least one or two years will be required to determine what practical value this southern enemy of the weevil may have under the very different conditions of growth and cultivation of cotton as found in the United States.

MANTIDS.

Occasionally there may be seen upon cotton plants specimens of a mantis, or "devil horse," as it is more commonly called. One species only, *Stagmomantis limbata* Hahn., has been carefully tested for its ability to destroy weevils. A male of this species was confined in a breeding cage and supplied with a number of adult weevils. Several times it was seen to seize a weevil and attempt to eat it, but being unable to break through the hard chitinous plates which so closely cover the weevil's body, it gave up the attempt and let the weevil go unharmed. Although kept for some time with weevils in its cage, it never fed upon them, but starved to death in their presence. With the female of this species the case is quite different. Several of these have been confined in cages and supplied with an abundance of weevils. They seemed to be more powerful than the males, breaking through the weevil's skeleton with apparent ease. On several occasions specimens were found to eat eight or ten weevils a day. During the period of observation two of the mantids deposited eggs. In an average of 18.6 days, for 5 females of this species, they destroyed 3.4 weevils per day each; no other food was provided. The total average for each female was 63 weevils. As these insects become quite abundant upon cotton late in the season, they doubtless succeed in destroying quite a large number of weevils, but it is too late in the season for their work to have any practical effect upon an abundance of the weevils.

Some species of *Mantispa* are also capable of destroying weevils. Though they are quite abundant in a field, the writer has seen but one engaged in eating a weevil.

BIRDS.

There can be no doubt that birds are exceedingly valuable assistants to man in reducing the numbers of many insect pests. Much has been written and said as to their work in destroying the boll weevil. In

order to determine to what extent they feed upon the weevil, it has been necessary to make an extensive study of the stomach contents of a large number and variety of birds. To make the work as successful as possible, collections have been made in numerous localities and at intervals during two seasons.

Nearly all of the stomachs of birds shot in cotton fields by agents of the Bureau of Entomology during the seasons of 1903 and 1904 were examined by Mr. E. A. Schwarz, who was assisted in the work by Mr. J. C. Crawford. The investigation was conducted primarily to ascertain to what extent the birds that frequent cotton fields in Texas feed upon the Mexican cotton boll weevil, but while no attempt was made to identify the seeds on which these birds largely feed, the insect contents of each stomach were determined by Mr. Schwarz as fully as the minuteness of the fragments would allow. The complete results of these examinations would form a contribution of no inconsiderable importance to our knowledge of the food habits of these birds, and should, by all means, be published at some time. The following results refer only to the cotton boll weevil and are as stated by Mr. Schwarz:

The stomachs submitted came from the following localities:

Three hundred and forty stomachs obtained at Calvert between September 1 and December 10. These with few exceptions are those of turtle dove and quail.

One hundred and twenty-four stomachs of quail from Franklin, Robertson County, November 22 to November 26, 1904.

Five hundred and sixteen stomachs obtained at Victoria, representing 17 species of birds. Of these, 100 were obtained during the last week of February, 7 during June, 3 during July, 26 during August, and 380 between September and December.

The birds obtained in February plainly showed that they were following the plowmen through the cotton fields, because at this season the stomachs contain an element not found in any other season, namely, the white grubs (larvæ of *Lachnosterna*). That so few birds were obtained in the months from March to August is explained by the following, written by Mr. J. C. Crawford:

Summer collecting shows the futility of depending on birds for keeping the weevil in check, for almost no birds are seen in the cotton fields during the early summer months, the individuals being exceptionally rare. Mr. Harris reports that for entire days he saw no birds in the cotton fields.

Arranging the birds according to the number of stomachs available, we arrive at the following results:

Mourning dove, "turtle dove" (*Zenaidura macroura*), 225 stomachs.—No insect remains whatever found; stomach contents consisted entirely of seeds and pebbles. (Several hundred more stomachs of the same birds shot in Texas have not been examined, as the result obtained from the examination of the 225 stomachs seemed to be conclusive.)

Meadowlark, = "field lark" (*Sturnella magna*), 153 stomachs.—Of these, 4 were without insect remains, whereas 149 contained insect remains, as well as seeds and pebbles. Of the latter number, 2 contained exclusively insects, while in the remaining 147 stomachs the proportion of insect food to seed food could not be expressed in figures, the insect food constituting a mere fraction of 1 per cent. Of these 149 stomachs, 23 contained cotton boll weevil (including two doubtful determinations). One among them contained 2 specimens of a boll weevil and one 3 specimens. In all the stomachs of this bird examined there were found 26 specimens of boll weevil.

Bobwhite, "quail" (*Colinus virginianus texanus*), 87 stomachs.—Of these, 44 contained insect remains with seeds and pebbles and 43 were without insect remains, but with seeds and pebbles. No *Anthonomus grandis* was found in any of these stomachs.

Cowbird (*Molothrus ater*), 31 stomachs.—Of these, 20 contained insect remains with seeds and pebbles; 11 were without insect remains, but with seeds and pebbles; 4 of these stomachs contained each 1 cotton boll weevil.

Great-tailed grackle, "jackdaw" (*Megaquiscalus major macrourus*), 12 stomachs.—Of these, 10 contained insect remains with seeds and pebbles; 2 were without insect remains, having only seeds and pebbles; 2 stomachs contained each 1 boll weevil.

Mockingbird (*Mimus polyglottos-leucopterus*), 17 stomachs.—All contained insect remains—1 exclusively insects—1 almost exclusively so. Three stomachs contained each 1 *Anthonomus grandis*.

Brewer's blackbird (*Euphagus cyanocephalus*), 10 stomachs.—All contained insect remains with seeds and gravel. One stomach contained 5 specimens of the cotton boll weevil, another contained 3 specimens, while 3 stomachs contained each 1 specimen of the boll weevil. In all, 11 specimens of cotton boll weevil had been eaten by 10 specimens of this bird.

Blue-gray gnatcatcher (*Polioptila cærulea*), 7 stomachs.—Food consisted exclusively of insects, but all of them of the most minute size. No boll weevils among them, because it is evidently too large an insect.

White-rumped shrike, "butcher bird" (*Lanius ludovicianus excubitorides*), 7 stomachs.—All contained insect remains and seeds. One stomach contained 1 boll weevil; another contained 4 specimens of boll weevil.

Western lark sparrow (*Chondestes grammacus strigatus*), 4 stomachs.—Three contained insect remains, but no boll weevils among them; 1 had no insect remains—only seeds.

Red-winged blackbird, "blackbird," "redwing" (*Agelaius phœniceus*), 5 stomachs.—Four stomachs contained insect remains, but no boll weevil; 1 stomach without insect remains—only seeds and sand.

Baltimore oriole (*Icterus galbula*), 3 stomachs.—All contained insect remains, but only 1 *Anthonomus grandis*.

Killdeer plover, "killdee" (*Oxyechus vociferus*), 2 stomachs.—Almost exclusively insect food. One stomach contained 3 specimens of boll weevil.

Phæbe, "phæbe bird" (*Sayornis phæbe*), 2 stomachs.—Mostly insect food. One stomach contained 1 boll weevil.

Vesper sparrow, "grass sparrow" (*Poœetes gramineus*), 2 stomachs.—Both contained insects, but no *Anthonomus grandis*.

Scissor-tailed flycatcher (*Muscivora forficata*), 1 stomach.—Contained almost exclusively insect remains, among them 1 boll weevil.

Dickcissel (*Spiza americana*), 1 stomach.—Contained only a few seeds and 1 specimen of *Anthonomus grandis*.

While it is of little economic importance for these birds, so far as they have insectivorous habits, to eat cotton boll weevils in the fall of the year when this insect is by far the commonest species to be found in the cotton field, it becomes quite important to tabulate those birds

that have eaten cotton boll weevils in the early part of the season, and here it is to be regretted that the number of stomachs at our disposal is so small. If the collecting of bird's stomachs should be continued, particular attention should be paid to the birds frequenting the cotton fields at any other season than autumn. There is given below a list of the birds shot during February that had eaten *Anthonomus grandis*, probably during the season when the weevils were in their winter quarters. As already stated, those birds were mostly shot while plowing was being carried on, and it may be inferred, therefore, that the birds picked up the weevils from the ground where, even for the most expert entomologist, it is next to impossible to find them.

List of birds shot during February that had eaten boll weevils.

One cowbird, shot February 24, 1904, contained in his stomach 1 boll weevil.

Two jackdaws, shot on February 24, 1904, contained in their stomachs each 1 *Anthonomus grandis*.

Two mocking birds, shot on February 24, 1904, each contained 1 *Anthonomus grandis*.

One Brewer's blackbird, shot February 25, 1904, contained 5 boll weevils and nothing else.

One Brewer's blackbird, shot February 24, 1904, contained 3 boll weevils and some seeds.

One Brewer's blackbird, shot February 24, 1904, contained 1 boll weevil.

One killdeer plover, shot February 24, 1904, contained 1 boll weevil.

All those birds shot in February came from Victoria, Tex. There is one element of uncertainty in the matter which, unfortunately, can not be eliminated—in all instances where remains of cotton boll weevils were found in the stomachs of birds the remains were found in the most fragmentary condition, and with the exception of a few instances the determinations had to be made from the front thighs and tibiae. In three or four instances, which have been referred to above as doubtful determinations, the determination was made either from the tibia alone or from minute fragments of the elytra. Now, as is known to be the case with fragments of a similar nature possessing spines, teeth, or claws, such fragments are liable to remain attached to the stomachs of birds for weeks or months. Therefore, if the front thighs of an *Anthonomus grandis* were found in a bird shot during February, it is by no means certain that the bird had eaten the boll weevil in the same month, but it is possible that the fragment has remained in the stomach since the fall of the previous year.

As a whole, the result of this investigation is not especially encouraging. Sixteen species of birds,^a all more or less insectivorous in their feeding habits, were found to have eaten only a total of 58 specimens of the boll weevil, as proven by the careful examination of nearly 400 stomachs.

^a The turtle dove, which seems to be the most common bird in the Texas cotton fields during the fall of the year, is not an insectivorous bird.

ARTIFICIAL CONTROL.

EFFECT OF BURYING SQUARES AND WEEVILS.

EFFECT UPON PUPATION AND ESCAPE OF ADULTS IN DRY SOIL.

The experiments made upon this point were designed to ascertain the value, if any, in the plowing under of squares as a means of destroying the larvæ and pupæ infesting them. But few experiments seemed necessary to demonstrate the futility of this operation alone as a means of controlling the weevil.

Squares which were known to be infested with about half-grown larvæ were placed in glass jars and covered with several inches of quite dry and fairly well-pulverized earth. When examination was made it was found that pupation had taken place normally while the squares were buried under from 2 to 5 inches of dirt. In no case was pupation prevented, though a few weevils did not leave the squares after having become adult. Altogether about 100 squares were thus buried, and from them over 75 weevils emerged.

In a portion of the preceding tests careful examination was made to ascertain how far toward the surface the newly emerged weevils had succeeded in getting before they perished. It should be noted that these weevils had never fed, and they would have, therefore, less strength and endurance than such fully hardened adults as might be buried in the ordinary processes of field cultivation. Furthermore, the soil used was of finer texture and more compactly settled than it would be in the field. Twenty-seven weevils were found in this examination, their location varying from the bottom of the jar to their having escaped through 4 inches of soil. A weighted average shows, however, that each weevil had made its way upward through 2 inches of dirt. We may infer, therefore, that had these squares been buried under less than 2 inches of fairly well-pulverized earth, as would be the case from field cultivation, but a small percentage of them would have failed to make their way out. As it was, fully three-fourths of those leaving the squares made their way out through more than 2 inches of dirt.

EFFECT OF BURYING IN WET SOIL.

In a series of experiments in which 342 squares were buried under wet soil at various depths subsequent examination showed that 37.7 per cent contained no weevils at the time of burying. Among 139 squares removed at varying intervals for examination, 13.7 per cent of the inclosed stages were found to be dead. Among 74 squares left until after maturity should have been reached, 16.2 per cent of the inclosed stages were dead. Of the weevils becoming adult, 30.6 per cent emerged from the squares, but only 23 per cent reached the surface or

escaped, from an average depth of soil of 1 inch. Taking all stages of the weevil together, 35.2 per cent died without escaping from the soil.

The conditions prevailing in these tests were much more severe than they could be made in the field, since cultivation can be practiced only after the soil has become comparatively dry. Under field conditions burying of squares and adults would be deepest when the soil is quite dry and well pulverized. These conditions have been found quite favorable to the escape of the adults. Observations made in the field have shown that under the most favorable conditions by the ordinary methods of cultivation weevils and squares upon the surface of the ground will be buried hardly deeper than 1 inch.

In 1896 Mr. C. L. Marlatt noted that "the weevils can escape from loose soil when buried to a depth of 3 inches, but when artificially embedded 8 inches in moist soil they are unable to extricate themselves, as shown by test experiment."

BURYING WEEVILS IN AUTUMN.

Among 100 weevils buried on or after November 23, 1903, under from 2 to 6 inches of soil containing from 9 to 19 per cent of water, only six weevils succeeded in reaching the surface. Four of those escaping, and one which was still buried in the earth, were found to be alive when examination was made on March 16, 1904. All the remaining weevils appeared to have died where they were buried. Those escaping had made their way out through 2 inches of soil containing about 9 per cent of water. The greatly increased effectiveness of burying under fall conditions is apparent from these results.

CONCLUSION.


The suggestion has frequently been made that the plowing under of squares and weevils during the ordinary work of cultivation of the crop will effect their destruction. This has been shown to have but a limited effect in that direction. This is not at all the fundamental idea in the recommendation which is made by the Bureau of Entomology for thorough cultivation of the crop. The present indication is that the beneficial effect of thorough cultivation lies in the direct influence which that practice exerts upon the steady and rapid growth of the cotton by favoring the production of squares, the formation of bolls, and the early maturity of the crop, rather than by the destruction of the weevils by burying them while in the squares or after they have become adult. It is fairly open to question whether the burying of squares early in the season is not of sufficient advantage to the weevils in the squares at that period to offset any mortality which might be produced by the practice.

INSECTICIDES.

From the very beginning of the laboratory work on the boll weevil much attention has been given to testing the most promising insecticides. As one result of the offer of a \$50,000 prize by the State of Texas for an efficient remedy for the boll weevil, a very large number of supposed remedies have been proposed. Doubtless the inventors have been perfectly sincere in their faith in the efficiency of these compounds. As was fully anticipated by the entomologists when the prize was offered, the commission charged with awarding the prize has been deluged with applications therefor, the claims, in a large majority of cases, being based upon some concoction supposed by the inventor to possess marvelous insecticidal properties. In comparatively few cases had the new product been tested in any way. Often samples were sent with the request that tests be made. Many of these inventions found their way to the boll weevil laboratory at Victoria, where it has been the uniform policy to give every such thing a fair test and report the results to the originator. Tests were made in the field upon weevils confined by cages (Pl. XXI, fig. 86). This work has required a great deal of time, and the results have failed to indicate a single new compound having real value. Many of the substances tried had absolutely no effect on either plant or insect life, while others were equally fatal to both wherever they came in contact with them. The primary difficulty with all such insecticides lies in the fact that, owing to the peculiar habits and life history of the weevil, the poison can not be so applied as to reach the immature stages at all, and it can not reach the adults so as to cause sufficient mortality to result in any considerable benefit to the crop.

The most promising and, as it has been found also, the most efficient of all the insecticides tested was Paris green. Much work has been done in thoroughly testing the effect of this poison. The most important results of this work have already been published in Farmers' Bulletin No. 211 of this Department, and need not be restated here. The conclusion based upon these results is that the beneficial effect resulting from applications of Paris green is rarely sufficient to repay the expense of the treatment. It has been found that a small percentage of weevils can be killed, but under general field conditions the benefit, if any, is too slight to justify a recommendation for the use of the poison.

Among 40 other compounds tested, none proved worthy of even passing consideration for field use. As a fumigant for seed, among the eight gases or vapors tested (Pl. XXI, figs. 87 and 88), carbon bisulphid was found to possess considerable value when applied in the special manner described under topic "Treatment of seed for shipment," on p. 126.




FIELD AND LABORATORY EXPERIMENTS WITH INSECTICIDES.

Fig. 86, Cage work in testing insecticides with weevils in field; fig. 87, experimental apparatus for testing effect of hydrocyanic acid gas upon weevil stages exposed and in squares; fig. 88, experimental apparatus used in determining effect of formaldehyde vapor upon weevil stages exposed and in squares (original).



WEEVILS KILLED IN GIN MACHINERY.

Fig. 89, Remains of weevils killed in passing through gin; fig. 90, remains of weevils killed in passing through main fan at ginnery—enlarged three diameters (original).



GIN TESTS. COTTON GROWN BY CULTURAL METHODS.

Fig. 91. Testing passage of weevils through gin: *a*, Seed collection; *b*, mote collection; fig. 92, gin breast opened, showing spaces through which weevils pass with seed; fig. 93, cotton field yielding one bale per acre, grown by cultural methods in weevil territory—(original).

MACHINES.

FOR FIELD USE.

Many attempts have been made to perfect a machine that will assist in the warfare against the weevil. They have been designed to poison the insects, to jar them and infested squares from the plant, and to collect them, to pick the fallen squares from the ground, to kill by fumigation, and to burn all infested material on the ground. The Bureau of Entomology has carefully investigated the merits of representatives of all of these classes, beginning in 1895 with a square-collecting machine that had attracted considerable local attention in Bee County. Up to the present time none of these devices has been found to be practicable or to offer any definite hope of being eventually successful. At one time there was some hope that a machine designed to pick the squares from the ground by suction might be perfected. The experiments, however, have indicated probably insurmountable difficulties; and an implement concern, after having experimented with the matter fully, and after having expended over \$5,000, has come to the conclusion that mechanical difficulties will always prevent the perfection of such a machine. If it were not possible to raise cotton profitably without the use of a machine, the situation would be changed materially; but since it is possible to produce the staple without the use of any other means than those which enter into cotton culture everywhere, there seems no hope for these machines.

Many of these machines have been constructed and tested under field conditions. In these tests the machines have invariably failed to come up to the hopes and claims of the inventors. In the comparatively few cases in which any degree of efficiency has been shown, it has been so small as not to justify the expenditure of time and money required. From the tests made, it may be said that no machine has yet shown sufficient efficiency to justify its general use.

The ultimate test with all methods or devices for controlling the weevil is to prove through a series of seasons, and under a large variety of conditions, that by their use there is produced an increase in the crop treated or protected of sufficient value to more than repay the expenses of the treatment or protection. As a general rule where poisons have been applied or machines used, planters have provided no check upon the results obtained, and have kept no close records as to the expense involved and net gain or loss resulting from the treatment. The result of such applications is, therefore, merely a general impression of gain or loss which may not agree at all with the facts. Other factors than poison applications, or the use of machines, may have operated to produce apparent gains in the crop, and unless these are taken into consideration the conclusions drawn from the work are likely to be worthless.

GINNING MACHINERY.

The most important results of studies upon this class of machinery were presented in Farmers' Bulletin No. 209, of this Department. By means of a number of experiments it was positively determined that all weevils passing through the main fan in a pneumatic elevator system would be killed by striking against the blades of the rapidly revolving fan (Pl. XXII, fig. 90). Modern cleaner feeders were found to be quite efficient in separating the weevils from the seed cotton, as they removed fully 70 per cent of the weevils passing into them. Of the weevils removed, over 80 per cent were still alive when taken from the trash. This fact shows the necessity for the use of some additional device which will crush or otherwise destroy all weevils taken from the cotton by the cleaner feeder.

For the weevils escaping the action of the cleaner feeder and passing into the ginning breast with the roll there are two avenues of escape (Pl. XXIII, figs. 91 and 92); one with the seed, the other with the notes. In these two ways it appears that over 85 per cent of the weevils passing into the gin breast escape alive, while about 15 per cent of them are killed by the saws (Pl. XXII, fig. 89). From these facts it is evident that some way should be provided of properly caring for the notes so as to confine the weevils which are thrown out among them, and secure their destruction with those removed by the cleaner feeder. Some method should also be devised for separating from the seed the weevils that pass the saws, before they reach the seed house or the farmers' seed bins.

When we consider the important effect that gins have been found to have in spreading the weevil, especially near the border line of infestation, it appears exceedingly desirable that improvements in gin machinery should be made in the following particulars:

First. The area and distance through which the action of the picker roll in the cleaner feeder is continued should be considerably increased, compression rollers or some other device being employed to destroy the weevils separated by the cleaner.

Second. Some method should be devised for keeping under control the weevils escaping alive with the notes, as under present conditions they have free range through the ginnersy.

Third. Possibly the most important of the devices needed is an apparatus which may be applied near the gin (possibly as the seeds leave the gin breast and drop into the seed chute), by which the weevils may be separated from the seed and brought under control, so that they may be destroyed.

With these improvements the oil mills would almost cease to be a factor in the dissemination of weevils, and the movement of seed, either

for planting, stock feeding, or for fertilizer, would practically cease to be the important factor in the spread of the weevil which it is at present.

FUTILE METHODS FREQUENTLY SUGGESTED.

MINERAL PAINT AND COTTON-SEED MEAL.

The very serious nature of the boll weevil problem is constantly illustrated by the manner in which various useless devices and nostrums are brought to public attention. At one time it was widely spread about that mineral paint would act as a specific against the weevil. An equally fallacious theory that also received considerable popular attention was to the effect that cotton-seed meal exerted a powerful attraction for the pest.

SPRAYING.

Probably the most important useless recommendation has been that of spraying. It was supposed for some time by certain parties that it might be possible to poison weevils economically by attracting them to some sweetened preparation. The experiments detailed on pages 70 to 74 of this bulletin regarding the attraction of various sweetened substances demonstrate the fallacy of the theory. Even if these substances exerted as much attraction as was supposed, there would be insurmountable difficulties in the application of the method in the field. Except in special cases spraying of a field crop has never been a success, and, unless entirely new methods are eventually perfected, never will be of any practical importance. It is true that it is possible to destroy a certain number of weevils in regions where seppa cotton occurs by heavily spraying the earliest plants, but this method is of immeasurably less importance than the simple practice of cultural methods.

SULPHUR.

The old idea, the fallacy of which has been explained repeatedly by economic entomologists for the past fifty years, namely, that sulphur can be forced into the system of the plants to make them immune to insect attack, sometimes crops out with reference to the boll weevil. It is needless to state that the method is entirely useless. Sulphur is not soluble either in water or in acids. It is, consequently, impossible to cause it to be incorporated in plants as sulphur. In chemical combinations in which it might be incorporated into the plants it would probably not have especial insecticidal properties.

PARIS GREEN.

Undoubtedly the most important fallacy regarding a remedy for the boll weevil was that which received so much attention during the sea-

son of 1904, namely, that Paris green is a specific for the pest. The urgent demand for a specific was evidenced by the very extensive use of this substance. A portion of the great attention that it received publicly was due to the fact that early in the season a certain number of weevils may be killed by it. Applications made by spraying are even less effective than dusting with the dry Paris green. As was pointed out in a bulletin (Farmers' Bulletin No. 211), which goes fully into the whole matter of the use of Paris green, it was explained that the number so destroyed in the spring really means nothing whatever to the crop later in the season when the plants have put on squares and the poison is no longer effective.

TRAPPING AT LIGHT.

There is still in many quarters in Texas and Louisiana the supposition that it is possible to attract the boll weevil to lights. A number of machines have been constructed based upon this idea. Whether or not the boll weevil can be attracted to lights was one of the first matters that was investigated by entomologists. During September, 1897, Mr. J. D. Mitchell, of Victoria, Tex., a naturalist and cotton planter, set out trap lanterns in a cotton field in Victoria for one night, and sent the insects captured to this Bureau for examination. In all, 24,492 specimens were taken, representing, approximately, 328 species. Divided according to habit, whether injurious or beneficial, the result was: Injurious species, 13,113 specimens; beneficial species, 8,262 specimens; of a negative character, 3,117. The interesting point in connection with this experiment was the fact that not a single specimen of the boll weevil was found, although the lights were placed in the midst of fields where the insects were very abundant. Since that time other investigators have looked into this matter more fully. Lights have been kept burning in cotton fields night after night for several weeks. In no case has a single specimen of the boll weevil been discovered, although thousands of species of insects have been captured.

The popular misapprehension about the possibility of capturing the boll weevil at lights is due to the fact that somewhat similar insects (*Balaninus victoriensis*) and other acorn weevils differ from the boll weevil in that lights exert a strong attraction for them. During occasional seasons the acorn weevils are exceedingly common in Texas, and great numbers of them fly to the electric lights.

REASONS FOR ADVANTAGE OF CULTURAL METHODS.

The difficulties in the way of controlling the boll weevil lie both in its habits and manner of work and also in the peculiar industrial conditions involved in the production of the staple in the Southern States.

The facts that in all stages except the imago the weevil lives within the fruit of the plant, well protected from any poisons that might be applied, and in that stage takes food normally only by inserting its snout within the substance of the plant; that it is remarkably free from parasites or diseases; that it frequently requires but 14 days for development from egg to adult, and the progeny of a single pair in a season may exceed 12,000,000 individuals; that it adapts itself to climatic conditions to the extent that the egg stage alone in November may occupy as much time as all the immature stages together in July or August, are factors that combine to make it one of the most difficult insects to control. It is, consequently, natural that all the investigations of the Bureau of Entomology have pointed toward the prime importance of cultural methods of controlling the pest. All other methods must involve some direct financial outlay for material or machinery, and are consequently not in accord with labor conditions involved in cotton production in the United States. Moreover, the cultural methods are in keeping with the general tendency of cotton culture; that is, to procure an early crop, and at the same time have the great advantage of avoiding damage by a large number of other destructive insects, especially the bollworm.^a Nevertheless, it must not be understood that attention has not been paid to the investigation of means looking toward the extermination of the pest. As a matter of fact, every suggestion, from the possibility of breeding resistant varieties to the use of electricity in destroying the weevil, has been fully investigated. The results have all been negative.

CULTURAL METHOD.

As has been pointed out by Dr. L. O. Howard, successful methods of combating injurious insects may be classified into three categories: (1) The propagation of parasites; (2) expedients in managing the crop that have a tendency toward mitigating damage; (3) direct means, such as sprays. Of course the first method is, in many respects, the most effective, although it can not be expected to be applied to a great number of pests. The second method is undoubtedly more effective than the third, because it does not involve the use of special machinery or any materials that are not in use upon every farm. In the cultural method of avoiding damage by the boll weevil, it is considered that a fairly effective remedy has been discovered. In some respects the term cultural method is misleading. It is frequently used simply in the sense of careful and persistent cultivation of the crop. However, the term includes the various modifications of the cropping system

^aSee Farmers' Bul. No. 212 and Bureau of Entomology Bull. No. 50, the Bollworm.

which have been suggested by the study of the life history of the pest as useful in avoiding damage. Consequently the cultural system is not altogether a system of the proper cultivation of cotton, but a system of the proper cultivation of cotton to mitigate the damage by the pest. Necessarily it implies a thorough preparation of the soil and a strict attention to all the details of cultivation.

The cultural method begins with reducing the numbers of the pest in the fall by the destruction of the plants as soon as it becomes apparent that no more cotton is to be produced. The enormous importance of this procedure is shown by the fact already stated (p. 106) that the late issuing weevils are the ones which successfully hibernate. Further strong reasons are given on pages 120 and 121, under the sections "Relations of weevils to top crop" and "Some reasons for the early destruction of stalks." Hosts of weevils may thus be killed, a very small percentage surviving the winter, and in the same operation the ground is better prepared for planting the following season. A large proportion of the weevils thus destroyed would otherwise pass through the winter successfully and increase the damage to the planted cotton the following season. Wherever the cotton is allowed to stand in the fields in the hope that a top crop may be produced, opportunities are furnished for the development of a very large number of weevils (Pl. XVIII, figs. 76 and 77). As explained before in this bulletin, the possibility of a top crop has always been exceedingly remote. Wherever the weevil exists it is not a possibility at all. The method of fall destruction only involves applying labor that is necessary in any case in preparing the land for planting a few months earlier than is the normal practice among cotton planters. It has been the custom to leave the land uncleared until shortly before planting time in the spring. Now, however, this clearing process is necessary as the last step in the production of the preceding crop. This method, as a matter of fact, is the only practicable strictly remedial method that has been devised.

The complete details regarding the fall destruction of the plants will be found in Circular 56 of this Bureau.

The remaining portion of the cultural method consists in furthering the advantage gained by fall destruction by bending every effort toward obtaining a crop that will mature before the weevils have had an opportunity to do considerable damage. The most important factors in obtaining an early crop are early planting, selection of a rapidly growing variety, fertilization, and thorough cultivation. The success of the planter will be in direct proportion to the extent to which he is able to combine these essentials. Early planting of early varieties will be found to be of comparatively little avail unless followed by thorough cultivation, and in case of unavoidably delayed planting the best hope of the planter will be in persistent cultivation.

As the details of the cultural method have been dealt with fully in the Farmers' Bulletins of this Department, and as the basis for them in the habits of the weevil was fully explained in the preceding pages, it is unnecessary in this connection to more than summarize them:

- (1) Fall destruction.
- (2) Early planting of rapidly maturing varieties.
- (3) Wide spacing, which, besides favoring rapid maturity of the plant, also acts as a remedial measure by allowing the sun to reach the ground, causing the drying up of the squares in which the larvæ occur.
- (4) Thorough cultivation.
- (5) Fertilization with commercial preparations containing high percentage of phosphoric acid.

In addition to this general system that is applicable to all cotton plantations, favorable labor conditions sometimes make it feasible to pick the infested squares by hand. Nothing could be more out of place than to suggest hand picking upon large plantations. Even with convict labor it has been found entirely impracticable. But, nevertheless, where a planter has only a few acres of cotton and there is an abundance of cheap labor, the method has been found very effective.

LEGISLATION NEEDED.

The above-mentioned essential points in controlling the boll weevil have generally become common knowledge. Their efficacy has been demonstrated by the Department of Agriculture as well as by many planters. Nevertheless, it must be stated that in many quarters there is a tendency toward adhering to the old methods of raising cotton, which, with the weevil present, can not be effective. In view of this fact it seems to the writer that the most important step to be taken in the boll weevil fight is to pass State laws regulating the application of what is now known about controlling the pest. In Louisiana there is already an excellent law on this subject. In Texas there should be a similar provision, and the best that States about to be invaded can do will be to enact similar legislation, which will provide machinery for the enforcement at the earliest possible moment of those measures which have proven most effective in controlling this pest.

BIBLIOGRAPHY.

This bibliography includes only the more important writings which have been published in permanent form. It does not include the many hundreds of titles of articles published in newspapers and in popular magazines. In the preliminary numbers of this bibliography a special synopsis is given of the contents of publications, more particularly to outline the history of the cultural method now recognized as of supreme importance in the control of the boll weevil. No attempt is made to give a synopsis of the later titles.

1843. BOHEMAN, C. H.—Genera et Species Curculionidum cum Synonymia hujus Familiæ ed. C. J. Schönherr. Vol. V, pt. 2, pp. 232-233.

The original description of *Anthonomus grandis*.

1871. SUFFRIAN, E.—Verzeichniss der von Dr. Gundlach auf der Insel Cuba gesammelten Rüsselkäfer. Archiv f. Naturg., XXXVII, Jahrg. 13, pt. 1, pp. 130-131.

Contains the record of a specimen from Cardenas and one from San Cristobal, in Cuba.

1885. RILEY, C. V.—Report of the Commissioner of Agriculture f. 1885, p. 279.

Contains the sentence "Another very large species, *A. grandis* Boh., we have reared at this Department from dwarfed cotton bolls sent from northern Mexico by Dr. Edward Palmer." This is the first published record of the food plant and method of injury of the species.

1891. DIETZ, W. G.—Revision of the Genera and Species of Anthonomini inhabiting North America. Trans. Am. Ent. Soc., Vol. XVIII, p. 205.

The species is here reported from Texas. It has been shown, however, that this was an error. See *Insect Life*, Vol. VII, p. 273.

1894. HOWARD, L. O.—A new Cotton Insect in Texas. *Insect Life*, Vol. VII, p. 273.

The first authentic account of the occurrence of the species in the United States, and some statements regarding its life history.

1895. HOWARD, L. O.—The New Cotton-boll Weevil. *Insect Life*, Vol. VII, p. 281.

Regarding the importance of the pest and the investigation started by the sending of Mr. C. H. T. Townsend to Texas in December, 1894.

1895. TOWNSEND, C. H. T.—Report on the Mexican Cotton-boll Weevil in Texas (*Anthonomus grandis* Boh.). *Insect Life*, Vol. VII, No. 4, pp. 295-309, figs. 30, 31. March.

An important preliminary paper giving valuable data on life history and habits, an account of its spread from Mexico to Texas, and its extent in Texas at that time. In the consideration of remedies are suggested the cutting and burning over of the cotton fields in winter, the abandonment of cotton growing

over the region then infested, and the maintenance of a wide zone free from cotton along the lower Rio Grande bordering Mexico, with other suggestions of less practical value. This report was submitted December 20, 1894.

1895. HOWARD, L. O.—The Mexican Cotton-boll Weevil. Circular No. 6 (second series), Div. Ent., U. S. Dept. Agric., pp. 5, figs. 1-3, April.

This circular gives the results, substantially, of Mr. Townsend's field investigations of the insect in Mexico and Texas. It is pointed out that time has not offered opportunity to conduct extensive tests with remedies, and the suggestions made in this direction are largely from the theoretical side. The impracticability of the use of poisons is shown, and the collection and destruction of infested bolls and rotation of crops are suggested. English and Spanish editions were issued.

1895. RIOS, J. R.—Aparicion del "Picudo" en la Laguna. El Progreso de Mexico, August 15, 1895.

1896. HOWARD, L. O.—The Mexican Cotton-boll Weevil. Circular No. 14 (second series), Div. Ent., U. S. Dept. Agric., pp. 8, figs. 1-5.

While styled a revision of Circular No. 6, Circular No. 14 contains a large amount of additional information relative to distribution, natural history and habits, and natural enemies and parasites, now worked out with substantial accuracy, incorporating the results of field studies by E. A. Schwarz, Mr. Townsend, and the author of the circular. Under the head of remedies is the first suggestion of the great importance of the cultural method of control, and especially the early fall destruction of the cotton plants, together with the recommendation of early planting and clean cultivation. Trapping late beetles in fall and over-wintered beetles in early spring are advised, together with the destruction of volunteer plants, the region infested up to this time being fairly within the range of volunteer or seppa cotton.

1897. HOWARD, L. O.—The Mexican Cotton-boll Weevil. Circular No. 18 (second series), Div. Ent., U. S. Dept. Agric., pp. 8, figs. 1-5.

This circular repeats substantially the information conveyed in Circular 14, brings the data on distribution and other features down to date, and in the matter of remedies incorporates the results of field studies in Texas by Mr. C. L. Marlatt on food habits and poisoning, and indicates the supreme importance of the cultural method of control, all other steps being merely palliative or to offset the failure to adopt this method. Issued in English, Spanish, and German editions.

1897. RIOS, J. R.—Aparicion del "Picudo" en la Laguna. El Progreso de Mexico, Vol. IV, pp. 811-813.

A reprint of an article in the same journal for August 15, 1895.

1897. Junta de Defensa Contra el "Picudo." Editorial, El Progreso de Mexico, Vol. V, pp. 8-9, Octubre 8.

1897. El Picudo (*Anthonomus grandis* Boh.) Editorial, Documentos referentes a su Existencia en Mexico y a su Invasion in los Estados Unidos del Norte. Mexico, Oficina Tip. de la Secretaria de Fomento, pp. 100, figs. 1-5.

Consists of a few letters from Mexican cotton planters and translations of some of the publications of the Division of Entomology.

1897. BALESTRIER, L. DE.—Las Medias precautorias contra las Plagas que asolan a la Agricultura. *El Progreso de Mexico*, Vol. IV, pp. 575-576, May 22.

The author urges the necessity of some definite action.

1897. HOWARD, L. O.—The Mexican Cotton-boll Weevil in 1897. Circular No. 27 (second series), Div. Ent., U. S. Dept. Agric., pp. 7.

This circular records more particularly the further spread of the weevil, and repeats the suggestions relative to the cultural method of control from Circular 18, which method is urged as a practically complete remedy for the insect.

1897. HOWARD, L. O.—Insects Affecting the Cotton Plant. Farmers' Bulletin No. 47, U. S. Dept. Agriculture, pp. 16-23, figs. 7-11.

Reprinted from Bulletin 33, Office of Experiment Stations, U. S. Dept. Agric., pp. 317-350. Repeats substantially the information and advice given in Circular 27.

1898. HOWARD, L. O.—Remedial Work against the Mexican Cotton-boll Weevil. Circular No. 33 (second series), Div. Ent., U. S. Dept. Agric., pp. 6.

This is a supplementary circular giving the results of some experiments with poisons by Mr. Marlatt and Mr. Townsend. The cultural system of control is, however, again insisted upon.

1901. RANGEL, A. F.—Estudios preliminares acerca del Picudo del Algodon (*Insanthonomus grandis* I. C. Cu.) Boletin de la Comision de Parasitologia Agricola, I, No. 3, pp. 93-104, Pl. IX, and figure.

Deals with 45 experiments regarding destruction by means of hot air, hot water, steam, haplaphyton, and arsenic.

1901. MALLY, F. W.—A Preliminary Report of Progress of an Investigation concerning the Life History, Habits, Injuries, and Methods for destroying the Mexican Cotton-boll Weevil (*Anthonomous* (sic) *grandis*). Authorized by Special Act of the Twenty-sixth Legislature of Texas, pp. 1-30, supplement pp. 35-45.

1901. MALLY, F. W.—The Mexican Cotton-boll Weevil. Farmers' Bulletin, U. S. Dept. Agric., No. 130, pp. 30, figs. 1-4.

A reprint, with minor corrections, of the preceding, excepting the supplement. Contains much new valuable information, but in the subject of remedies represents Mr. Mally's own point of view and not the advice of the Bureau current at the same time. Nevertheless the cultural method is again given the greatest prominence.

1901. RANGEL, A. F.—Segundo Informe acerca del Picudo del Algodon (*Insanthonomus grandis* I. C. Cu.). Boletin de la Comision de Parasitologia Agricola, I, No. 5, pp. 171-176.

1901. RANGEL, A. F.—Tercer Informe acerca del Picudo del Algodon. Boletin de la Comision de Parasitologia Agricola, Mexico, Vol. I, No. 6, pp. 197-206.
1901. RANGEL, A. F.—Cuarto Informe acerca del Picudo del Algodon (*Insanthonomus grandis* I. C. Cu.). Boletin de la Comision de Parasitologia Agricola, I, No. 7, pp. 245-261, Pls. XVI, XXIII.
1901. RANGEL, A. F.—Quinto Informe acerca del Picudo del Algodon. Boletin de la Comision de Parasitologia Agricola, Mexico, Vol I, No. 8, pp. 302-317.
1902. ASHMEAD, W. H.—A new Bruchophagus from Mexico. Psyche, IX, p. 324, March.
Contains the description of *Bruchophagus herrerae* n. sp., a parasite of *Anthonomus grandis*, from Coahuila, Mexico.
1902. RANGEL, A. F.—Sexto Informe acerca del Picudo del Algodon. Boletin de la Comision de Parasitologia Agricola, Mexico, Vol. I, No. 9, pp. 403-407.
1902. HUDSON, E. H.—The Mexican Boll Weevil (*Anthonomus grandis*). Farm and Ranch (Texas), Feb. 1, 1902, p. 13, figs.
1902. HUNTER, W. D.—The Present Status of the Mexican Cotton-boll Weevil in the United States. Yearbook U. S. Dept. Agric. f. 1901, pp. 369-380, 1 fig.
In this publication the cultural method of control is substantially the only method recommended, augmented by the suggestion of securing northern seed and early maturing varieties to hasten the crop production; also suggests the wide spacing of rows to secure the same end.
1902. MALLY, F. W.—Report on the Boll Weevil. Pp. 70, figs. 3. Austin, State Printer.
1903. HUNTER, W. D.—Methods of controlling the Boll Weevil (advice based on the work of 1902). Farmers' Bull. No. 163, U. S. Dept. Agric., pp. 16, figs. 2. January.
The recommendations as to the steps of the cultural method are repeated in this publication, with the added suggestion of thorough cultivation and thinning of plants in the rows as well as wide spacing to hasten maturity.
1903. BARREDA, L. de la.—El Picudo en San Pedro de la Colonia. Boletin de la Comision de Parasitologia Agricola, Mexico, Vol. II, No. 2, pp. 45-58.
1903. SANDERSON, E. D.—The Mexican Boll Weevil. Circ. 1, Ent. Dept. Tex. Agric. Exp. Sta. Press Notes, Vol. V, No. 3, pp. 8, figs. 4. February.
1903. Kill the Boll Weevil. How to Grow Cotton in the Weevil District. History of the Pest, its Habits, and the Remedies Plainly Disclosed. Pp. 8, figs. 4. Published by the Executive Committee of the Texas Boll Weevil Convention.

1903. CHAMPION, G. C.—*Biologia Centrali-Americana*, Coleopt., Vol. IV, pt. 4, p. 186, Pl. XI, figs. 3, 3a. April.
1903. Save the Cotton Crop. Testimony of Cotton Growers on Boll Weevil. How to Insure the Cotton Crop in the Weevil District. Pp. 16; published by the Executive Committee of the Texas Boll Weevil Convention, Bull. No. 2, May. Also published in German under the title, "Rettet die Baumwolle," and in Bohemian under the title, "Zachraňte bavlnu."
1903. SANDERSON, E. D.—How to Combat the Mexican Cotton-boll Weevil in Summer and Fall. Circ. 4, Ent. Dept. Tex. Agric. Exp. Sta. Press Notes, Vol. V, No. 1, pp. 4. August 10.
1903. Improved Cotton Seed for Texas Planting. Published by the Executive Committee of the Texas Boll Weevil Convention, pp. 32. Bull. 4, Nov. 9; revised Nov. 17.
1903. MORGAN, H. A.—The Mexican Cotton-boll Weevil. Circular No. 1, La. Agric. Exp. Sta., pp. 10, figs. 3, map 1. November.
1903. WILSON, JAMES.—Report of the Secretary of Agriculture, 1903. Pp. 102–106 under heading, "Crisis in Cotton Production," deals with the Boll Weevil problem. December.
1903. CONNELL, J. H.—Proceedings of the Second Annual Session Texas Cotton Growers' Convention, Dallas, Tex. Pp. 99; many illustrations. December.
1903. Proceedings of the Boll Weevil Convention called by Governor W. W. Heard in New Orleans, La., November 30 and December 1. Issued by Louisiana Bureau of Agriculture and Immigration.
1904. SCOTT, M. C.—What Class will be Hurt by the Boll Weevil. Farm and Ranch, Jan. 30, p. 13.
1904. MERRIAM, F. J.—Fertilizer as a Preventive of the Boll Weevil. Farm and Ranch, Feb. 6, p. 3.
1904. HERRICK, G. W.—The Mexican Cotton Boll Weevil. Circ. No. 17, Miss. Agric. Exp. Sta., pp. 7, figs. 2. February.
1904. HUNTER, W. D.—Information Concerning the Mexican Cotton Boll Weevil. Farmers' Bull. No. 189, U. S. Dept. Agric., pp. 1–31, figs. 1–8. February. Reprint in part in Farm and Ranch Cotton Supplement, May 28, p. 21.
1904. SANDERSON, E. D.—The Cotton Boll Weevil in Texas. Circ. No. 8, Entom. Dept. Texas Agric. Exp. Sta., pp. 14, figs. 6. Apr. 15.
1904. Boll Weevil in North Texas. Editorial, Farm and Ranch, Apr. 23, p. 8.

1904. HUNTER, W. D.—The Status of the Mexican Cotton Boll Weevil in the United States in 1903. Yearbook U. S. Dept. Agric. f. 1903, pp. 205–214, Pls. XVII, XVIII, XIX, XX, XXI, figs. 10, maps 1.
1904. Poison Campaign against Weevil in 1901. Editorial, Farm and Ranch, Apr. 30, p. 8.
1904. The New Boll Weevil Facts. Editorial, Farm and Ranch, Apr. 30, p. 8.
1904. Louisiana Weevil War. Editorial, Farm and Ranch, May 7, p. 16.
1904. MORGAN, H. A.—The Mexican Boll Weevil. Farm and Ranch, May 7, p. 16.
1904. ENORMOUS Boll Weevil Loss. Editorial, Farm and Ranch, May 14, p. 8.
1904. CONNELL, J. H.—Cotton Boll Weevil as Affecting the Financial Interests of Texas. Farm and Ranch, May 14, p. 16.
1904. Atlanta Weevil Campaign. Editorial, Farm and Ranch, May 14, p. 17.
1904. HUNTER, W. D., and HINDS, W. E.—The Mexican Cotton Boll Weevil. Bul. No. 45, Division of Entomology, U. S. Dept. Agric., pp. 1–116, Pls. I–XVI, figs. 1–6. May 19.
1904. Weevil in East Texas. Editorial, Farm and Ranch, May 21, p. 8.
1904. Where the Weevil is Not. Editorial, Farm and Ranch, May 21, p. 8.
1904. COOK, O. F.—An Enemy of the Cotton Boll Weevil. U. S. Dept. Agric. Report No. 78, pp. 7. Issued May 27.
1904. CONNELL, J. H.—New Boll Weevil Facts. Farm and Ranch Cotton Supplement, May 28, p. 23.
1904. TRAVIS, P. C.—Effect of the Boll Weevil. Farm and Ranch Cotton Supplement, May 28, p. 23.
1904. MORGAN, H. A.—The Mexican Cotton Boll Weevil. Crop Pest Comm. of La., Circ. No. 1, pp. 16, figs. 3. June 1.
1904. HUNTER, W. D.—Ants and the Boll Weevil. Farm and Ranch, June 11, p. 16.
1904. HUNTER, W. D.—Government Experiments with Paris Green. Farm and Ranch, June 11, p. 17.
1904. How the Boll Weevil Spreads. Editorial, Farm and Ranch, July 2, p. 8.

1904. The Weevil-Eating Ants. Editorial, Farm and Ranch, July 16, p. 8.
1904. COOK, O. F.—Report on the Habits of the Kelep, or Guatemalan Cotton Boll Weevil Ant. Bureau of Entomology, Bul. No. 49, pp. 15, July 26.
1904. HUNTER, W. D.—Map showing the Distribution of the Cotton Boll Weevil in Texas and Louisiana. Weather Bureau, Texas Section No. 19. July 19. Reprint in Farm and Ranch, July 30, p. 9.
1904. Spying out the Boll Weevil. Editorial, Farm and Ranch, July 30, p. 8.
1904. HUNTER, W. D.—Spread of the Boll Weevil. Weather Bureau, Texas Section No. 24. August 23.
1904. WILCOX, E. M.—The Mexican Cotton Boll Weevil. Bul. No. 129, Ala. Agric. Exp. Sta., pp. 91-104, figs. 1-4. August.
1904. HUNTER, W. D.—Map showing the Distribution of the Cotton Boll Weevil in Texas and Louisiana. Weather Bureau, Texas Section No. 25. Aug. 30.
1904. Boll Weevils Spread in North Texas. Editorial, Farm and Ranch, Sept. 3, p. 8.
1904. HUNTER, W. D.—Boll Weevils in Harrison County. Farm and Ranch, Sept. 3, p. 17.
1904. HUNTER, W. D.—Eastern Quarantine against Texas Farm Products Modified. Farm and Ranch, Sept. 10, p. 3.
1904. HUNTER, W. D.—Controlling the Boll Weevil in Cotton Seed and at Ginneries. Farmers' Bul. No. 209, U. S. Dept. Agric., pp. 31, fig. 1. Sept. 16. Reprint in part in Farm and Ranch, Oct. 8, p. 13.
1904. Texas Boll Weevil Legislation. Editorial, Farm and Ranch, Sept. 17, p. 8.
1904. The Northernmost Limit of Boll Weevils. Editorial, Farm and Ranch, Sept. 17, p. 17.
1904. HUNTER, W. D.—Distribution of the Cotton Boll Weevil in Louisiana. Weather Bureau, Louisiana Section, Special Cotton Boll Weevil Bulletin No. 1. Sept. 29.
1904. SANDERSON, E. D.—Insects Mistaken for the Mexican Cotton Boll Weevil. Bul. No. 74, Tex. Agric. Exp. Sta., pp. 12 figs. 13. September.

1904. NEWELL, WILMON.—The Mexican Cotton Boll Weevil. *Bul.* No. 12, Georgia State Board of Entomology, pp. 29, figs. 21. September.
1904. WHEELER, W. M.—On the Pupation of Ants and the Feasibility of Establishing the Guatemalan Kelep or Cotton Weevil Ant in the United States. *Science, N. S.*, Vol. XX, No. 509, p. 437. Sept. 30.
1904. Boll Weevil Infestation in Lamar County. Editorial, *Farm and Ranch*, Oct. 1, p. 8.
1904. Restricting the Boll Weevil. Editorial, *Farm and Ranch*, Oct. 8, p. 8.
1904. SANDERSON, E. D.—The Fall Campaign Against the Boll Weevil. *Farm and Ranch*, Oct. 8, pp. 16-17.
1904. HUNTER, W. D.—The Most Important Step in the Cultural System of Controlling the Boll Weevil. Circular, Bureau of Entomology, U. S. Dept. Agric. No. 56, pp. 6. Oct. 10.
1904. BARNES, S. E.—Failures and Successes with Boll Weevil. *Farm and Ranch*, Oct. 22, p. 3.
1904. HUNTER, W. D.—Distribution of the Cotton Boll Weevil in Louisiana. Weather Bureau, Louisiana Section, Special Cotton Boll Weevil Bulletin No. 2. Oct. 29. Reprint in *Farm and Ranch*, Nov. 12, p. 17.
1904. HUNTER, W. D.—Map showing the Distribution of the Cotton Boll Weevil in Texas. Weather Bureau, Texas Section, No. 34. Nov. 1. Reprint in *Farm and Ranch*, Nov. 12, p. 7.
1904. MORRILL, A. W.—Meeting of the Official Entomologists of the Cotton Belt. *Entomological News*, Nov.
1904. COOK, O. F.—Prof. William Morton Wheeler on the Kelep. *Science, N. S.*, Vol. XX, No. 514, p. 611. Nov. 4.
1904. WEIS, SIM and RUSS, S. E.—Report on Probable Effect of Boll Weevil on Louisiana and Mississippi Crops. *Farm and Ranch*, Nov. 12, p. 8.
1904. COOK, O. F.—Evolution of Weevil Resistance in Cotton. *Science, N. S.*, Vol. XX, No. 516, p. 666. Nov. 18.
1904. WHEELER, W. M.—Some further Comments on the Guatemalan Boll Weevil Ant. *Science, N. S.*, Vol. XX, No. 518, p. 766. Dec. 2.
1904. HUNTER, W. D.—The Use of Paris Green in Controlling the Cotton Boll Weevil. *Farmers' Bul.* No. 211, U. S. Dept. Agric., No. 211, pp. 23. Dec. 5.

1904. Weevil Problem Not Solved. Editorial, Farm and Ranch, Dec. 10, p. 8.
1904. CONNELL, J. H.—Is There No Remedy? Farm and Ranch, Dec. 17, p. 8.
1904. MORGAN, H. A.—Checking Spread of the Boll Weevil in Louisiana. Farm and Ranch, Dec. 24, p. 3.
1904. Proceedings of the Second Annual Meeting Louisiana Boll Weevil Convention, held at Shreveport, La., Nov. 3 and 4, 1904. Issued by the State Board of Agriculture and Immigration.
1905. SHERMAN, FRANKLIN, JR.—The Cotton Boll Weevil. Ent. Circular No. 14, N. C. Dept. Agric., pp. 11, figs. 5. Jan. 20.
1905. HUNTER, W. D.—The Control of the Boll Weevil, including Results of Recent Investigations. Farmers' Bul. 216, U. S. Dept. Agric., pp. 32, figs. 1-5. March.

INDEX.

	Page.
<i>Alabama argillacea</i> , the leaf worm	17, 130
Ants. <i>See</i> under Control, natural; Predatory enemies.	
Appropriations for weevil investigations	19, 20, 21
Area infested. <i>See</i> under General considerations; Territory affected.	
Artificial control. <i>See</i> Control, artificial.	
Bibliography	164-172
Birds, relation to boll-weevil control	150-153
<i>Agelaius phoeniceus</i> (red-winged blackbird, blackbird or redwing) appar- ently of no importance	152
Baltimore oriole. <i>See</i> <i>Icterus galbula</i> .	
Blue-gray gnatcatcher. <i>See</i> <i>Poliophtila cærulea</i> .	
Brewer's blackbird. <i>See</i> <i>Euphagus cyanocephalus</i> .	
Butcher bird or white-rumped shrike. <i>See</i> <i>Lanius ludovicianus excubi- torides</i> .	
<i>Chondestes grammacus strigatus</i> (Western lark sparrow), very rare in fields.	152
<i>Colinus virginianus texanus</i> (quail), common, but no weevils found in stomachs	152
Dickeissel. <i>See</i> <i>Spiza americana</i> .	
<i>Euphagus cyanocephalus</i> (Brewer's blackbird) catches largest percentage of weevils	152, 153
<i>Icterus galbula</i> (Baltimore oriole), very rare, but insectivorous	152
Jackdaw or great-tailed grackle. <i>See</i> <i>Megaquiscalus major macrourus</i> .	
Killdeer plover or killdee. <i>See</i> <i>Oxyechus vociferus</i> .	
<i>Lanius ludovicianus excubitorides</i> (butcher bird, white-rumped shrike), not common, but useful.	152
Meadowlark (field lark). <i>See</i> <i>Sturnella magna</i> .	
<i>Megaquiscalus major macrourus</i> (great-tailed grackle, jackdaw), not com- mon in fields.	152, 153
<i>Mimus polyglottos-leucopterus</i> (mockingbird) catches few weevils	152, 153
Mockingbird. <i>See</i> <i>Mimus polyglottos-leucopterus</i> .	
<i>Molothrus ater</i> (cowbird), occasionally picks up weevils	152, 153
Mourning dove. <i>See</i> <i>Zenaidura macroura</i> .	
<i>Muscivora forficata</i> (scissor-tailed flycatcher), around edges of fields, inse- ctivorous	152
<i>Oxyechus vociferus</i> (killdeer plover or killdee), exclusively insectivorous, but rare	152, 153
Phœbe or phœbe bird. <i>See</i> <i>Sayornis phæbe</i> .	
<i>Poliophtila cærulea</i> (blue-gray gnatcatcher), feeds on smaller insects only ..	152
<i>Poocetes gramineus</i> (vesper sparrow or grass sparrow), very rare, no impor- tance	152
Quail (bobwhite). <i>See</i> <i>Colinus virginianus texanus</i> .	

	Page.
Birds, relation to boll-weevil control—Continued.	
<i>Sturnella magna</i> (meadowlark), common, but catches few weevils.....	152
<i>Sayornis phæbe</i> (phæbe or phæbe bird), occasionally gets a boll weevil...	152
Scissor-tailed flycatcher. <i>See Muscivora forficata.</i>	
<i>Spiza americana</i> (dickcissel), very rare, but catches few weevils.....	152
Turtle dove. <i>See Zenaidura macroura.</i>	
Western lark sparrow. <i>See Chondestes grammacus strigatus.</i>	
<i>Zenaidura macroura</i> (mourning dove, turtle dove), very common, but not insectivorous.....	151, 153
Bollworm. <i>See Heliothis obsoleta.</i>	
Burying squares and weevils. <i>See</i> under Control, artificial; Burying.	
Climate, influence upon weevils. <i>See</i> under Control, natural; Climate.	
Control, artificial.....	154-163
Burying squares and weevils.....	154-155
Burying squares, effect upon pupation and escape of adults.....	154-155
Burying weevils in autumn.....	155
Burying weevils in wet soil.....	154-155
Cultural method, outlined, with recommendations.....	161-163
Futile methods frequently suggested.....	159-160
Cotton-seed meal not attractive to weevils.....	159
Light trapping for weevils not effective.....	160
Mineral paint useless as remedy for weevils.....	159
Paris green slightly effective.....	159-160
Spraying not effective.....	156, 159
Sulphur entirely useless.....	159
Insecticides.....	156
Carbon bisulphid for disinfecting seed.....	126, 156
Paris green not sufficiently effective to be recommended.....	156, 159
Legislation needed.....	163
Machines for field use inefficient.....	157
Machines for ginneries.....	158-159
Cleaner feeder quite efficient.....	158
Fan destroys all weevils passing into it.....	158
Gin saws kill but few of the weevils.....	158
Improvements suggested.....	158
Oil mills depend upon control at ginneries.....	158-159
Reasons for advantage of cultural methods.....	160-161
Control, natural.....	132-153
Activity (feeding and oviposition), thermal influence upon. <i>See</i> Thermal influence upon activity and development.	
Climate, probable influence in regions not now infested.....	140-143
Climatic conditions, influence upon weevil. <i>See</i> Climatic control.	
Climatic control.....	134-143
Development, thermal influence upon. <i>See</i> Thermal influence upon activity and development.	
Diseases caused by bacteria and fungi.....	143-144
Floating of weevils.....	139-140
Floods, effect upon weevils in fields.....	138-139
Gelatin effect.....	133
Gelatin formation. <i>See</i> Proliferation, effect in bolls and squares.	
Gelatin formation in bolls.....	133-134
Gelatin formation in squares.....	134
Gelatinization.....	133-134

Control, natural—Continued.

Page.

Mechanical control.....	132-134
Movement of weevils, thermal influence upon. <i>See</i> Thermal influence upon locomotive activity.	
Overflows. <i>See</i> Floods.	
Parasites, bred from infested squares	144-148
<i>Bracon dorsata</i> , occasionally attacks weevil	146
<i>Bracon mellitor</i> , most common parasite of boll weevil.....	145
<i>Bruchophagus herrerae</i> , bred from weevils in Mexico.....	146
<i>Catolaccus incertus</i> , probably primary parasite of weevil	145
<i>Chalcis coloradensis</i> , probably from lepidopterous larvæ.....	145
<i>Eupelmus</i> spp., probably some dipterous host	145
<i>Eurytoma tylodermatis</i> , possibly from weevil larva.....	146
<i>Eurytoma</i> sp., probably some dipterous host.....	145
<i>Goniozus platynotæ</i> , probably some lepidopterous host.....	145
<i>Oöencyrtus</i> sp., probably from lepidopterous eggs.....	146
<i>Pediculoides ventricosus</i> , most common on wasp larvæ.....	146-147
<i>Sigalphus curculionis</i> , primary parasite of weevil	145
<i>Urosigalphus robustus</i> , probably primary parasite of weevil.....	146
Parasites, breeding of.....	144-146
Pilosity of plant obstructing weevil movement.....	132-133
Predatory enemies.....	148-153
Ants attacking boll weevil.....	148-150
Birds in their relation to boll weevil.....	150-153
<i>Ectatomma tuberculatum</i> , enemy of boll weevil.....	149-150
<i>Formica fusca perpilosa</i> , attacking weevil in Mexico.....	148-149
Guatemalan ant. <i>See</i> <i>Ectatomma tuberculatum</i> .	
Kelep. <i>See</i> <i>Ectatomma tuberculatum</i> .	
Mantids. <i>See</i> <i>Stagmomantis limbata</i> .	
<i>Mantispa</i> sp., devouring weevils.....	150
Native ants as enemies of weevil.....	148-149
<i>Solenopsis geminata</i> , most important of native ants.....	149
<i>Stagmomantis limbata</i> , devouring weevils.....	150
Proliferation, effect in bolls and squares	133
Rains, effect upon development of weevils.....	137-138
Submergence of weevils, effect of.....	139-140
Temperature endured by larvæ in squares exposed to sun	135-136
Temperature endured by weevil stages in winter	136-137
Thermal influence upon activity and development.....	98-100
Thermal influence upon locomotive activity.....	101-102
Wet winter, effect upon hibernation.....	138
Cotton production. <i>See</i> under General considerations.	
Cotton-seed meal for weevils. <i>See</i> under Life history; Food habits.	
Damage done by weevil. <i>See</i> General considerations; Destructiveness.	
Description of adult. <i>See</i> under Life history; Adult.	
Destruction of stalks. <i>See</i> Control, artificial; Cultural method, and under Seasonal history.	
Diseases of weevils. <i>See</i> under Control, natural.	
Dissemination or spreading of weevils.....	123-132
Artificial agencies assisting in	123-127
Border line, gin agency at. <i>See</i> Gin agency at border line.	
Cotton-seed shipment. <i>See</i> Shipment of seed cotton and cotton seed.	
Duration of life, weevils buried among grains. <i>See</i> Weevils buried among grains, duration of life.	

	Page.
Dissemination or spreading of weevils—Continued.	
Gin agency at border line, spreading weevils	124-125
Ginneries spreading weevils. <i>See</i> Gin agency at border line.	
Grain shipments transporting weevils. <i>See</i> Weevils buried among grains.	
Natural agencies	127-132
Floods spreading weevils	127, 128
Migration of weevils	128-132
Defoliation of plants, effect upon weevil movement	130-132
Effect of leafworm work on weevil movement. <i>See</i> Defoliation of plants, effect upon weevil movement.	
Winds carrying weevils	127, 128
Seed cotton shipments. <i>See</i> Shipments of seed cotton and cotton seed.	
Seed for shipment, treatment of. <i>See</i> Treatment of seed for shipment.	
Seed houses, weevils in. <i>See</i> Weevils in seed houses.	
Shipments of seed cotton and cotton seed carrying weevils	125
Treatment of seed for shipment	126-127
Weevils buried among grains, duration of life	127
Weevils in seed houses, occurrence of	124
Distribution of boll weevil. <i>See</i> under General considerations.	
Enemies. <i>See</i> under Control, natural; Parasites; Predatory enemies.	
Falling squares. <i>See</i> under Life history; Oviposition.	
Flaring squares. <i>See</i> under Life history; Oviposition.	
Flight of weevils. <i>See</i> under Dissemination; Migration.	
Floods spreading weevils	127, 128
Gelatin. <i>See</i> under Control, natural.	
General considerations	17-30
Cotton production in north Texas	23
Cotton production in Texas and Louisiana	24-25
Destructiveness	21-25
Distribution of boll weevil	27
History	17-21
Preface, with acknowledgments	13-15
Prospects as to future spread and injury	28-30
Territory affected at close of 1904	26
Generations. <i>See</i> under Life history; Development.	
Gins. <i>See</i> under Dissemination; also Control, artificial; Machines.	
<i>Heliothis obsoleta</i> , the bollworm	17
Hibernation. <i>See</i> under Seasonal history.	
Identifying the boll weevil	41
Insecticides. <i>See</i> under Control, artificial.	
Insects mistaken for the boll weevil	66-68
<i>Acalles nobilis</i> , attacks prickly pear	67
<i>Acalles turbidus</i> , attacks prickly pear	67
Acorn weevils. <i>See</i> <i>Balaninus</i> , 3 spp.	
<i>Anthonomus xeneotinctus</i>	67
<i>Anthonomus albopilosus</i>	67
<i>Anthonomus pomorum</i> , attacks apple	93
<i>Anthonomus scutellaris</i> , attacks apples	67
<i>Anthonomus signatus</i> , attacks various flower buds	67
<i>Anthribus cornutus</i> , attacks stems of cotton	67
Apple weevil. <i>See</i> <i>Anthonomus scutellaris</i> .	
<i>Aræcerus fasciculatus</i> , attacks decaying bolls	67
<i>Ataxia crypta</i> , attacks cotton stems	67
<i>Balaninus nasicus</i> , attacks acorns	67

Insects mistaken for the boll weevil—Continued.

	Page.
<i>Balaninus</i> sp., attacks acorns	67
<i>Balaninus victoriensis</i> , attacks acorns	67
<i>Baris striata</i> , attacks ragweed (Ambrosia) stems	67
<i>Baris transversa</i> , attacks cocklebur roots	67
Bloodweed weevil. <i>See Lixus scrobicollis</i> .	
<i>Calocoris rapidus</i> , sometimes attacks bolls	67
<i>Carpophilus dimidiatus</i> , attacks decaying bolls	67
<i>Carpophilus hemipterus</i> , attacks decaying bolls	67
<i>Cathartus gemellatus</i> , attacks decaying bolls	67
<i>Centrinus penicellus</i> , found in various flowers	67
<i>Centrinus picumnus</i> , found in various flowers	67
<i>Chalcodermus æneus</i> , attacks pods of cowpeas	67
Coffee-bean weevil. <i>See Aræcerus fasciculatus</i> .	
<i>Conotrachelus elegans</i> , sometimes taken on cotton	67
<i>Conotrachelus leucophæatus</i> , attacks careless weed	67
<i>Conotrachelus naso</i> , occasionally found on cotton	67
<i>Conotrachelus nenuphar</i> , sometimes on cotton	67
Cotton stainer. <i>See Dysdercus suturellus</i> .	
Cotton-stalk borer. <i>See Ataxia crypta</i> .	
Cowpea-pod weevil. <i>See Chalcodermus æneus</i> .	
<i>Desmoris constrictus</i> , attacks sunflowers	67
<i>Desmoris scapalis</i> , attacks broad-leaved gum plant	66, 67
<i>Dorytomus mucidus</i> , attacks willows	67
<i>Dysdercus suturellus</i> , attacks cotton bolls	67
<i>Epicærus imbricatus</i> , attacks many plants	67
<i>Epuræa æstiva</i> , attacks decaying bolls	67
False indigo weevil. <i>See Tychius sordidus</i> .	
Flour beetle. <i>See Tribolium ferrugineum</i> .	
Grain beetle. <i>See Cathartus gemellatus</i> .	
<i>Homalodisca triquetra</i> , attacks cotton stems	67
Horned stem-borer. <i>See Anthribus cornutus</i> .	
<i>Hylobius pales</i> , attacks stems of coniferæ	67
Imbricated snout-beetle. <i>See Epicærus imbricatus</i> .	
Ironweed weevil. <i>See Desmoris scapalis</i> .	
<i>Lixus scrobicollis</i> , attacks stems of ragweed (often called bloodweed)	66, 67
Mexican rose beetle. <i>See Rhynchites mexicanus</i> .	
<i>Monocrepidius vespertinus</i> , often found on cotton	67
Nettle-stalk weevil. <i>See Trichobaris texana</i> .	
<i>Notoxus monodon</i> , occasionally found on cotton	67
<i>Oecanthus niveus</i> , sometimes deposits eggs in cotton stems	67
<i>Olibrus apicalis</i> , attacks decaying bolls	67
<i>Oncometopia undata</i> , attacks cotton stems	67
<i>Pachylobius picivorus</i> , attacks stems of coniferæ	67
Pales weevil. <i>See Hylobius pales</i> .	
Pepper weevil. <i>See Anthonomus æneotinctus</i> .	
<i>Pissodes strobi</i> , attacks stems of coniferæ	67
Plum curculio. <i>See Conotrachelus nenuphar</i> .	
Prickly pear weevil. <i>See Acalles</i> 2 spp.	
Rapid plant bug. <i>See Calocoris rapidus</i> .	
<i>Rhynchites mexicanus</i> , attacks roses	67
<i>Rhyssematus palmarcollis</i> , occasionally taken on cotton	67
Sharpshooter. <i>See Homalodisca triquetra</i> .	

	Page.
Insects mistaken for the boll weevil—Continued.	
Snowy tree cricket. <i>See Ecanthus niveus.</i>	
Strawberry weevil. <i>See Anthonomus signatus.</i>	
Striped Baris. <i>See Baris striata.</i>	
Sunflower weevil. <i>See Desmoris constrictus.</i>	
Tobacco stalk weevil. <i>See Trichobaris mucorea.</i>	
Transverse Baris. <i>See Baris transversa.</i>	
<i>Tribolium ferrugineum</i> , attacks cotton seeds.....	67
<i>Trichobaris mucorea</i> , attacks tobacco stalks.....	67
<i>Trichobaris texana</i> , attacks stems of Spanish thistle.....	67
<i>Tychius sordidus</i> , attacks buckweed.....	67
Waved sharpshooter. <i>See Oncometopia undata.</i>	
White pine weevil. <i>See Pissodes strobi.</i>	
Willow weevil. <i>See Dorytomus mucidus.</i>	
Legislation. <i>See under Control, artificial.</i>	
Leaf area of cotton, increase in.....	58
Leafworm. <i>See Alabama argillacea.</i>	
Life cycle. <i>See under Life history; Reproduction.</i>	
Life history.....	30-48
Adult.....	39-48
Before emergence from square.....	39
Cannibalism occasionally noted when without food.....	48
Changes after emergence, in color and hardness.....	40
Color, variation in.....	42-43
Description of adult, popular and technical.....	40-41
Duration of life.....	44-48
Bolls alone as food.....	46
Foliage alone as food.....	46
Squares alone as food.....	44-46
Without food but with water.....	47
Without food or water.....	47-48
With sweetened water as food.....	47
Emergence of adults from squares and bolls.....	39-40
Egg, description of.....	31-34
Deposited outside, eating of.....	33-34
Deposited outside, hatching of.....	33
Embryo, development observable.....	31-32
Hatching, method.....	33
Hatching, percentage of eggs.....	34
Stage, duration of.....	32-33
Food habits.....	48-66
Adult, female, for food and for oviposition.....	52
Adult, male.....	51
Choice, American or Egyptian squares.....	61-64
Cotton-seed meal, is it attractive?.....	68-70
Field tests prove non-attraction.....	69-70
Laboratory tests indicate non-attraction.....	68-69
Destruction of squares by feeding.....	59
Feeding, destructive power by.....	61
Feeding, effects upon squares and bolls.....	59-60
Feeding of hibernated weevils on early cotton.....	52-56
Food plant, has the weevil any other?.....	64-66
Food plant, susceptibility of various cottons.....	61-64
Larva, feeding of.....	49

Life history—Continued.

	Page.
Food habits—Continued.	
Location of food supply by weevils	56-57
Mexican tree cotton attacked.....	63, 64
Molasses, tests for hibernated weevils.....	71-74
Relative attractiveness, various cottons.....	61-64
Sweetened water on plant, effect upon feeding of weevils.....	72-73
Sweets, attractiveness of	70-72
Sweets, possibility of baiting with.....	70-74
Habits, feigning death	74
Larva	34-38
Cells. <i>See</i> Pupal cells formed in bolls.	
Description of larva	34-35
Duration of stage, range and temperature influence.....	36-37
Growth, with measurements at full size.....	35
Length of larval stage. <i>See</i> Duration of larval stage.	
Molting, description of process	35-36
Molts, number during larval stage.....	35
Pupal cells formed in bolls	37
Pupation, description of molt.....	37-38
Oviposition	77-92
Act described	85
Activity in different parts of day.....	81-83
Age of beginning	77, 90
Effects of oviposition	89-90
Falling of squares.....	89-90
Flaring of squares	89
Examination of squares before ovipositing.....	77-78
Original habit of ovipositing mostly in bolls.....	90-91
Parthenogenesis, does it occur?.....	91-92
Period of oviposition.....	90
Place of oviposition.....	83
Position of weevil during act of.....	83-84
Rate of oviposition	86-87
Average	86-87
Maximum	87
Selection of uninfested squares for	78-81
Field observations.....	80-81
Laboratory observations	79
Stimulated by abundance of squares	87-88
Time required in complete act.....	85-86
Warts, relation to oviposition	88-89
Pupa	38-39
Duration of stage.....	38-39
Relation of size to larval food supply	41-42
Reproduction	74-103
Attraction of sexes	76
Copulation, age of beginning.....	75
Copulation, sexual attraction and duration of.....	76
Dependence of egg production upon food from squares	112-113
Development	92-103
Broods or generations, number annually	95-96
Generations. <i>See</i> Broods or generations.	
In squares which never fall	92-93
Length of life cycle. <i>See</i> Life cycle, period of.	

Life history—Continued.	Page.
Reproduction—Continued.	
Development—Continued.	
Life cycle, period of	93-95
Percentage of weevils from infested squares	92
Thermal influence upon development.....	98
Fertility, duration of	76
Fertilization	75-76
Generations. <i>See</i> Development; Broods or generations.	
Method of making field observations.....	74-75
Progeny from one pair weevils, annual possibility	97-98
Sex	43-44
Not indicated by size or color	43
Influence of retarded development upon	100
Proportions of each.....	43-44
Sexual characters, secondary.....	43
Size of weevils	41
Summary, life history	30-31
Time weevils exist on foliage before formation of squares.....	53-54
Weight of weevils	42
Machines. <i>See</i> under Control, artificial; Machines.	
Molasses for weevils. <i>See</i> under Life history; Food habits.	
Multiplication of weevils. <i>See</i> under Life history; Reproduction; Progeny of one pair.	
Oviposition. <i>See</i> under Life history.	
Parasites. <i>See</i> under Control, natural.	
Plants attacked by some insects mistaken for boll weevil.....	66, 67
<i>Amaranthus græcizans</i> , attacked by ironweed weevil.....	66, 67
<i>Amaranthus hybridus</i> , will not sustain boll weevil	65
<i>Amaranthus spinosus</i> , will not sustain boll weevil	65
<i>Ambrosia psilostachya</i> , attacked by bloodweed weevil.....	67
<i>Argemone alba</i> , attacked by ironweed weevil.....	66, 67
Bloodweed. <i>See</i> <i>Ambrosia psilostachya</i> .	
Broad-leaved gum plant. <i>See</i> <i>Grindelia squarrosa</i> .	
<i>Convolvulus repens</i> , will not sustain boll weevil.....	65
<i>Grindelia squarrosa</i> , probably attacked by <i>Desmoris scapalis</i>	66, 67
<i>Helianthus annuus</i> , attacked by sunflower weevil.....	65, 67
<i>Hibiscus esculentus</i> , will not sustain boll weevil.....	64-65
<i>Hibiscus manihot</i> , will not sustain boll weevil	64-65
<i>Hibiscus moscheutos</i> , will not sustain boll weevil.....	64-65
<i>Hibiscus vesicarius</i> , will not sustain boll weevil.....	64-65
Kidney cotton, probably original food plant of boll weevil	65
Prickly poppy. <i>See</i> <i>Argemone alba</i> .	
<i>Prinosopsis ciliata</i> , probably attacked by <i>Desmoris scapalis</i>	66
Ragweed. <i>See</i> <i>Ambrosia psilostachya</i> .	
Sorghum sap nourishing to boll weevils.....	65
Sunflower. <i>See</i> <i>Helianthus annuus</i> .	
Tumble-weed. <i>See</i> <i>Amaranthus græcizans</i> .	
White prickly poppy. <i>See</i> <i>Argemone alba</i> .	
Proliferation of tissue. <i>See</i> under Control, natural.	
Rains, effect upon weevil. <i>See</i> under Control, natural.	
Reasons for large crop of 1904	23-25
Remedies. <i>See</i> Control, artificial.	
Reproduction. <i>See</i> under Life history.	

	Page.
Seasonal history.....	103-123
Attraction to squares, gradual. <i>See</i> Gradual attraction of hibernated weevils to squares.	
Concentrating weevils in spring on trap plants.....	54
Destruction of stalks, some reasons for early.....	121-123
Development during hibernation. <i>See</i> under Hibernation; Gradual development during, in southern Texas.	
Dissemination or artificial spreading of weevils.....	123-127
Seed houses, influence upon dissemination.....	124
Distance hibernated weevils fly to food.....	108-109
Early destruction of stalks. <i>See</i> Destruction of stalks.	
Fall destruction of stalks. <i>See</i> Destruction of stalks.	
Gradual attraction of hibernated weevils to squares.....	109-110
Hibernation, duration of.....	105
Hibernation of weevils.....	103-112
Emergence from, gradual.....	107-108
Emergence from, time of.....	106-107
Entrance into, conditions affecting.....	103-104
Favorable conditions for.....	105
Flying to food, distance. <i>See</i> Distance hibernated weevils fly to food.	
Gradual development during, in southern Texas.....	102-103
Length of hibernation period. <i>See</i> Hibernation, duration of.	
Percentage of weevils hibernating successfully.....	106
Shelter sought in.....	104
Maximum infestation, effect upon weevil multiplication. <i>See</i> Multiplication of weevils as affected by maximum infestation.	
Movement of hibernated weevils among seppa plants.....	110-112
Multiplication of weevils as affected by maximum infestation.....	119
Progress of infestation through season.....	113-116
Seppa cotton, danger in allowing it to grow.....	57-58
Seppa cotton, definition of term.....	53
Shelter sought in hibernation. <i>See</i> Hibernation, shelter sought in.	
Square production. <i>See</i> Weevil injury versus square production.	
Squares attacked but not destroyed, proportion of.....	120
Stubble cotton. <i>See</i> Seppa, definition.	
Stumpage cotton. <i>See</i> Seppa, definition.	
Top crop, relation of weevils to.....	120-121
Weevil injury versus square production.....	116-118
Seppa, stubble or stumpage cotton. <i>See</i> under Seasonal history; Seppa.	
Spread of weevils. <i>See</i> Dissemination.	
Submergence, endurance of by weevils.....	139-140
Sunshine, effect upon larvæ in squares. <i>See</i> Control, natural; Temperature endured by larvæ in squares exposed to sun.	
Temperature effects. <i>See</i> under Life history; Development; Thermal influence.	
Trap rows. <i>See</i> under Seasonal history; Concentrating weevils.	
Volunteer cotton. <i>See</i> under Seasonal history; Seppa, definition.	
Winds carrying weevils. <i>See</i> under Dissemination; Natural agencies.	

